

(16 pages including this page)

Ref: Secy/NSE

12th August 2021

The Manager,
Listing Department
National Stock Exchange of India Limited
Exchange Plaza, C-1, Block G
Bandra-Kurla Complex, Bandra (East)
Mumbai – 400 051

Dear Sir

Sub: Outcome of the Board Meeting – Reg. 30 of SEBI (Listing
Obligations & Disclosure Requirements) Regulation, 2015

In terms of Regulation 33 of SEBI (Listing Obligations & Disclosure Requirements) Regulations, 2015, the Unaudited Financial Results (UFR) of the Company for the Quarter ended 30th June 2021, was recommended by the Audit Committee and approved by the Board of Directors of the Company at their respective Meetings held today. The Limited Review Report dated 12th August 2021 of the Statutory Auditors of the Company together with the UFR are enclosed.

The Meeting of the Board of Directors of the Company commenced at 1:30 P.M. and concluded at 4:30 P.M.

The Unaudited Financial Results will be made available on the website of the Company i.e., www.spic.in.

Thanking you,

Yours faithfully,

For Southern Petrochemical
Industries Corporation Ltd.



M B Ganesh
Secretary

Encl: as above

✓ CC:
BSE Limited
Floor 25, Phiroze JeeJeeBhoy Towers
Dalal Street, Mumbai - 400001

Southern Petrochemical Industries Corporation Limited

(CIN : L11101TN1969PLC005778)

SOUTHERN PETROCHEMICAL INDUSTRIES CORPORATION LTD.
 Regd. Office: SPIC House, 88 Mount Road, Guindy, Chennai - 600 032
 CIN : L11101TN1969PLC005778

Web Site: www.spic.in, Email: spiccorp@spic.co.in

STATEMENT OF STANDALONE UNAUDITED FINANCIAL RESULTS FOR THE QUARTER ENDED 30 JUNE 2021

(Rupees in lac)

S.No.	Particulars	Standalone			
		Quarter ended		Year ended	
		30 Jun 2021	31 Mar 2021 (Refer Note 8)	30 Jun 2020	31 Mar 2021
		(Unaudited)	(Audited)	(Unaudited)	(Audited)
1	Revenue from Operations				
	(a) Sales/Income from Operations	49682.63	34825.52	31807.08	151755.82
	(b) Other operating income	193.01	246.02	213.43	944.91
	Revenue from Operations	49875.64	35071.54	32020.51	152700.73
	Other Income	39.91	2155.11	41.94	2858.06
	Total Income	49915.55	37226.65	32062.45	155558.79
2	Expenses				
	(a) Cost of materials consumed	32502.70	17931.76	18377.15	83770.63
	(b) Changes in inventories of finished goods, work-in- progress and stock-in-trade	(667.65)	1675.84	(2107.45)	(2234.99)
	(c) Employee benefits expense	1547.95	1699.95	1400.62	6005.13
	(d) Finance Cost	256.10	148.95	328.08	1415.46
	(e) Depreciation and Amortisation expense	1326.19	1038.78	945.86	3823.30
	(f) Power and Fuel charges	6079.21	6594.34	7503.00	36296.52
	(g) Other expenses	6103.17	4410.03	5337.44	21820.48
	Total Expenses	47147.67	33499.65	31784.70	150896.53
3	Profit from Operations before exceptional items & tax (1-2)	2767.88	3727.00	277.75	4662.26
4	Exceptional Items	-	-	-	-
5	Profit before tax (3+4)	2767.88	3727.00	277.75	4662.26
6	Current tax Expense/(Credit)	-	(522.75)	-	(522.75)
7	Net Profit after tax (5-6)	2767.88	4249.75	277.75	5185.01
8	Other Comprehensive Income				
	i) Items that will not be reclassified to profit or loss				
	a) Effect of measuring investments at fair value	52.91	4.18	917.34	616.77
	b) Gain / (Loss) on actuarial valuation of gratuity	-	(11.06)	-	200.29
	ii) Income tax relating to items that will not be re-classified to profit or loss	(5.29)	(0.42)	(91.74)	(51.68)
	Total other comprehensive Income/(Loss)	47.62	(7.30)	825.60	755.38
9	Total Comprehensive Income (7+8)	2815.50	4242.45	1103.35	5940.39
10	Paid-up equity share capital (Face Value of Rs. 10 Per Share)	20364.03	20364.03	20364.03	20364.03
11	Reserve excluding revaluation reserve				25629.26
12	Earnings Per Share (EPS) (of Rs.10/- each) Basic & Diluted (Not annualised for the period)	1.38	2.08	0.54	2.92



Segment Reporting:				
(Rupees in lac)				
Particulars	Standalone			
	Quarter ended			Year ended
	30 Jun 2021	31 Mar 2021 (Refer Note 8)	30 Jun 2020	31 Mar 2021
	(Unaudited)	(Audited)	(Unaudited)	(Audited)
1. Segment Revenue				
a) Agro Inputs (Urea Operations)	49714.24	34986.16	32018.12	152438.21
b) Others (Agri Business)	174.07	86.69	32.45	372.05
c) Unallocated Income	27.24	2153.80	11.88	2748.53
Income from operations	49915.55	37226.65	32062.45	155558.79
2. Segment Results				
Profit (Before Tax and Interest) For each Segment				
a) Agro Inputs (Urea Operations)	3591.95	1607.43	1063.40	5186.73
b) Others (Agri Business)	(117.86)	(3.51)	(27.96)	(92.47)
Total	3474.09	1603.92	1035.44	5094.26
a) Finance Cost	256.10	148.95	328.08	1415.46
b) Other Net Unallocable Income / (Expenses)	(450.11)	2272.03	(429.61)	983.46
c) Exceptional items	-			
Profit / (Loss) Before Tax	2767.88	3727.00	277.75	4662.26
Less: Current tax (credit)/charge	-	(522.75)		(522.75)
Profit / (Loss) after tax	2767.88	4249.75	277.75	5185.01
3. Segment Assets				
a) Agro Inputs (Urea Operations)	127124.64	123473.74	163842.39	123473.74
b) Others (Agri Business)	1573.53	1710.23	1565.30	1710.23
c) Unallocated	45721.50	40444.67	36039.34	40444.67
Total Assets	174419.67	165628.64	201447.03	165628.64
4. Segment Liabilities				
a) Agro Inputs (Urea Operations)	111375.40	107346.55	136424.46	107346.55
b) Others (Agri Business)	139.90	184.13	150.90	184.13
c) Unallocated	14095.58	12104.66	23715.39	12104.66
Total Liabilities	125610.88	119635.34	160290.75	119635.34



Notes :


1. The above financial results were reviewed and recommended by the Audit Committee and approved by the Board of Directors at their respective meetings held on 12th August 2021 and has been subjected to review by the Statutory Auditors of the Company. The standalone financial results are prepared in accordance with Indian Accounting Standard (Ind AS) as prescribed under section 133 of the Companies Act 2013.
2. During the quarter, the production and sale of Urea of the Company were 1.80 lac MT and 1.78 lac MT respectively.
3. Subsidy, for the period April to June 2021, of Rs. 38,137.83 lacs has been accounted based on the provisional Retention Price (RP) computed in line with the Government's policy, as the final retention price has not been announced by the Department of Fertilizers. The necessary adjustments, if any, and its consequential impact will be assessed when the final retention price is notified.
4. The Company had started receiving natural gas from March 13, 2021 and had become a gas-based Urea manufacturing unit and is eligible for higher fiscal incentives in the form of subsidy income due to higher energy norms from the above said date for the next five year period.
5. During the quarter, the Urea plant was in operation for 88 days (Previous year's first quarter: 70 days).
6. There is no provision for tax in view of the brought forward losses/unabsorbed depreciation relating to earlier years available for set off while computing income both under the provisions of 115-JB and those other than Sec 115-JB of the Income Tax Act, 1961.
7. The Code on Social Security, 2020 ('Code') relating to employee benefits during employment and post-employment benefits, received Presidential assent in September 2020. The Code has been published in the Gazette of India. However, the date from which the Code will come into effect has not yet been notified. The Company will assess the impact of the Code when it comes into effect and will record any related impact from the period the Code becomes effective.
8. The figures of the last quarter ended March 31, 2021 is the balancing figure between audited figures in respect of the full financial year up to March 31, 2021 and the unaudited published year-to-date figures up to December 2020 being the date of the end of the third quarter of the financial year which was subjected to limited review.



9. Previous period's figures have been regrouped/recast, wherever necessary, to conform to the classification on the current year/period's classification.

Place: Tuticorin
Date: August 12, 2021

For and on behalf of the Board



S R Ramakrishnan
Whole-Time Director
DIN: 00120126



**Independent Auditor's Review Report on unaudited quarterly standalone financial results of the
Company pursuant to the Regulation 33 of the SEBI (Listing Obligations and Disclosure Requirements)
Regulations, 2015**

The Board of Directors**Southern Petrochemical Industries Corporation Limited**

1. We have reviewed the accompanying statement of unaudited financial results of Southern Petrochemical Industries Corporation Limited ('the Company') for the quarter ended June 30, 2021 ('the Statement') attached herewith, being submitted by the Company pursuant to the requirements of Regulation 33 of the Securities and Exchange Board of India (Listing Obligations and Disclosure Requirements) Regulations, 2015 as amended ('the Regulation').
2. This Statement, which is the responsibility of the Company's Management and approved by the Board of Directors, has been prepared in accordance with the recognition and measurement principles laid down in Indian Accounting Standard (Ind AS) 34 'Interim Financial Reporting' ("Ind AS 34"), prescribed under Section 133 of the Companies Act, 2013 read with relevant rules issued thereunder and other recognized accounting principles generally accepted in India. Our responsibility is to express a conclusion on the Statement based on our review.
3. We conducted our review of the Statement in accordance with the Standard on Review Engagement (SRE) 2410, "Review of Interim Financial Information Performed by the Independent Auditor of the Entity" issued by the Institute of Chartered Accountants of India. This standard requires that we plan and perform the review to obtain moderate assurance as to whether financial results are free of material misstatements. A review consists of making inquiries, primarily of persons responsible for financial and accounting matters, and applying analytical and other review procedures. A review is substantially less in scope than an audit conducted in accordance with Standards on Auditing and consequently does not enable us to obtain assurance that we would become aware of all significant matters that might be identified in an audit. Accordingly, we do not express an audit opinion.
4. Based on our review conducted as above, nothing has come to our attention that causes us to believe that the accompanying Statement of unaudited standalone financial results prepared in accordance with the recognition and measurement principles laid down in Ind AS 34, prescribed under Section 133 of the Companies Act, 2013 read with relevant rules issued thereunder and other recognized accounting principles generally accepted in India has not disclosed the information required to be disclosed in terms of the Regulation including the manner in which it is to be disclosed, or that it contains any material misstatement.

5. We draw attention to Note 3 to the unaudited financial results with regard to computation of subsidy income based on the provisional retention price (RP) in line with the government's policy dated June 17, 2015, as the final retention price has not been announced by the Department of Fertilizers. The necessary adjustments, if any, and its consequential impact will be assessed when the final retention price is notified by the department of fertilizers.

Our conclusion is not modified in respect of this matter.

For MSKA & Associates
Chartered Accountants
ICAI Firm Registration No.105047W



Geetha Jeyakumar
Membership No.: 029409
UDIN: 21029409AAAAHD5213

Place: Chennai
Date: August 12, 2021


SOUTHERN PETROCHEMICAL INDUSTRIES CORPORATION LTD.
 Regd. Office: SPIC House, 88 Mount Road, Guindy, Chennai - 600 032
 CIN : L11101TN1969PLC005778

Web Site: www.spic.in, Email: spiccorp@spic.co.in

STATEMENT OF CONSOLIDATED UNAUDITED FINANCIAL RESULTS FOR THE QUARTER ENDED 30 JUNE 2021

(Rupees in lac)

S.No.	Particulars	Consolidated			
		Quarter ended			Year ended
		30 Jun 2021	31 Mar 2021 (Refer Note 9)	30 Jun 2020	31 Mar 2021
		(Unaudited)	(Audited)	(Unaudited)	(Audited)
1	Revenue from Operations				
	(a) Sales/Income from Operations	49682.63	34825.52	31807.08	151755.82
	(b) Other operating income	193.01	246.02	213.43	944.91
	Revenue from Operations	49875.64	35071.54	32020.51	152700.73
	Other Income	39.91	2248.64	41.94	2951.58
	Total Income	49915.55	37320.18	32062.45	155652.31
2	Expenses				
	(a) Cost of materials consumed	32502.70	17931.76	18377.15	83770.63
	(b) Changes in inventories of finished goods, work-in- progress and stock-in-trade	(667.65)	1675.84	(2,107.45)	(2,234.99)
	(c) Employee benefits expense	1547.95	1699.95	1400.62	6005.13
	(d) Finance Cost	256.10	148.95	328.08	1415.46
	(e) Depreciation and Amortisation expense	1326.19	1038.78	945.86	3823.30
	(f) Power and Fuel charges	6079.21	6594.34	7503.00	36296.52
	(g) Other expenses	6103.17	4950.72	5337.44	21820.48
	Total Expenses	47147.67	34040.33	31784.70	150896.53
3	Profit from Operations before share of profit of equity accounted investees, exceptional items & tax (1-2)	2767.88	3279.85	277.75	4755.78
4	Exceptional Items	-	-	-	-
5	Profit before share of profit of equity accounted investees and tax (3+4)	2767.88	3279.85	277.75	4755.78
6	Share of profit of joint ventures	1271.75	1533.08	298.92	2946.90
7	Profit before tax	4039.63	4812.93	576.67	7702.68
8	Tax expense	329.97	(63.43)	71.28	295.15
9	Net Profit after tax (7-8)	3709.66	4876.36	505.39	7407.53
10	Other comprehensive income				
	i) Items that will not be reclassified to profit or loss				
	a) Effect of measuring investments at fair value	52.91	4.18	917.34	616.77
	b) Gain / (Loss) on actuarial valuation of gratuity	-	(11.06)	-	200.29
	ii) Income tax relating to items that will not be re-classified to profit or loss	(5.29)	(0.42)	(91.74)	(61.68)
	Share of other comprehensive income as reported by joint ventures	24.72	16.56	3.39	(58.94)
	Total other comprehensive income	72.34	9.26	828.99	696.44
11	Total Comprehensive Income (9+10)	3782.00	4885.62	1334.38	8103.97
12	Paid-up equity share capital (Face Value of Rs. 10 Per Share)	20364.03	20364.03	20364.03	20364.03
13	Reserve excluding revaluation reserve				31212.16
14	Earnings Per Share (EPS) (of Rs.10/- each)				
	Basic & Diluted (Not annualised for the period)	1.86	2.40	0.66	3.98



Segment Reporting:

(Rupees in lac)

Particulars	Consolidated			
	Quarter ended			Year ended
	30 Jun 2021	31 Mar 2021 (Refer Note 9)	30 Jun 2020	31 Mar 2021
	(Unaudited)	(Audited)	(Unaudited)	(Audited)
1. Segment Revenue				
a) Agro Inputs (Urea Operations)	49714.24	34986.16	32018.12	152438.21
b) Others (Agri Business)	174.07	86.69	32.45	372.05
c) Unallocated Income	27.24	2247.33	11.88	2842.05
Income from operations	49915.55	37320.18	32062.45	155652.31
2. Segment Results				
Profit (Before Tax and Interest) For each Segment				
a) Agro Inputs (Urea Operations)	3,591.95	1,607.43	1,063.40	5,186.73
b) Others (Agri Business)	(117.86)	(3.51)	(27.96)	(92.47)
Total	3474.09	1603.92	1035.44	5094.26
a) Finance Cost	256.10	148.95	328.08	1,415.46
b) Other Net Unallocable Income / (Expenses)	(450.11)	1,824.88	(429.61)	1,076.98
c) Exceptional items	-	-	-	-
Profit / (Loss) Before Tax	2767.88	3279.85	277.75	4755.78
Less: Tax expense	329.97	(63.43)	71.28	295.15
Add: Share of profit from Joint Ventures	1,271.75	1,533.08	298.92	2,946.90
Profit after tax	3709.66	4876.36	505.39	7407.53
3. Segment Assets				
a) Agro Inputs (Urea Operations)	127124.64	123473.74	163842.38	123473.74
b) Others (Agri Business)	1573.53	1710.23	1565.30	1710.23
c) Unallocated	52270.90	46027.57	39689.71	46027.57
Total Assets	180969.07	171211.54	205097.39	171211.54
4. Segment Liabilities				
a) Agro Inputs (Urea Operations)	111375.40	107346.55	136424.46	107346.55
b) Others (Agri Business)	139.90	184.13	150.90	184.13
c) Unallocated	14095.58	12104.67	23715.39	12104.67
Total Liabilities	125610.88	119635.35	160290.75	119635.35



Notes :


1. The above consolidated financial results were reviewed and recommended by the Audit Committee and approved by the Board of Directors at their respective meetings, held on 12th August 2021 and has been subjected to review by the Statutory Auditors of the Company. The Consolidated financial results are prepared in accordance with Indian Accounting Standard (Ind AS) as prescribed under section 133 of the Companies Act 2013.
2. During the quarter, the production and sale of Urea of the Company were 1.80 lac MT and 1.78 lac MT respectively.
3. Subsidy, for the period April to June 2021, of Rs. 38,137.83 lacs has been accounted based on the provisional Retention Price (RP) computed in line with the Government's policy, as the final retention price has not been announced by the Department of Fertilizers. The necessary adjustments, if any, and its consequential impact will be assessed when the final retention price is notified.
4. The Company had started receiving natural gas from March 13, 2021 and had become a gas-based Urea manufacturing unit and is eligible for higher fiscal incentives in the form of subsidy income due to higher energy norms from the above said date for the next five year period.
5. During the quarter, the Urea plant was in operation for 88 days (Previous year's first quarter: 70 days).
6. There is no provision for tax in view of the brought forward losses/unabsorbed depreciation relating to earlier years available for set off while computing income both under the provisions of 115-JB and those other than Sec 115-JB of the Income Tax Act, 1961.
7. With respect to a Joint Venture Company, the lease relating to the land on which one of the manufacturing units of the group (ECH-PO) is operating, expired on June 12, 2020, for which a request for renewal has been filed by the group with Govt. of Tamilnadu. The Thasildar, Tiruvottiyur, Chennai, through his communication dated 13th July 2021 has raised a demand of ₹ 9224.33 lacs (the share of the company Rs. 1561.68 Lacs) as arrears of lease rent till 30th June 2020 relating to this leased land. In the absence of any basis on which such huge arrears has been demanded by the lessor, the group has sought details for the same and the response in this regard is awaited. In the opinion of the management the demand appears to be without a valid basis and hence the group will appropriately represent to conclude a lease rental commensurate with the area and the basis normally adopted for fixation of lease rentals.



8. The Code on Social Security, 2020 ('Code') relating to employee benefits during employment and post-employment benefits, received Presidential assent in September 2020. The Code has been published in the Gazette of India. However, the date from which the Code will come into effect has not yet been notified. The Company will assess the impact of the Code when it comes into effect and will record any related impact from the period the Code becomes effective.
9. The figures of the last quarter ended March 31, 2021 is the balancing figure between audited figures in respect of the full financial year up to March 31, 2021 and the unaudited published year-to-date figures up to December 2020 being the date of the end of the third quarter of the financial year which was subjected to limited review.
10. Previous period's figures have been regrouped/recast, wherever necessary, to conform to the classification on the current year/period's classification.

Place: Tuticorin
Date: August 12, 2021

For and on behalf of the Board



S R Ramakrishnan
Whole-Time Director
DIN: 00120126



Independent Auditor's Review Report on Consolidated Unaudited Quarterly and year to date financial results of the Company, its Associates and Joint Ventures pursuant to the Regulation 33 of the SEBI (Listing Obligations and Disclosure Requirements) Regulations, 2015

The Board of Directors

Southern Petrochemical Industries Corporation Limited

1. We have reviewed the accompanying statement of consolidated unaudited financial results of **Southern Petrochemical Industries Corporation Limited** ('the Company'), and its share of the net profit after tax and total comprehensive income of its associates and joint ventures for the quarter ended June 30, 2021 ('the Statement') attached herewith, being submitted by the Company pursuant to the requirements of Regulation 33 of the Securities and Exchange Board of India (Listing Obligations and Disclosure Requirements) Regulations, 2015 as amended ('the Listing Regulation').
2. This Statement, which is the responsibility of the Company's Management and approved by the Holding Company's Board of Directors, has been prepared in accordance with the recognition and measurement principles laid down in Indian Accounting Standard ("Ind AS") 34 'Interim Financial Reporting' ('Ind AS 34'), prescribed under Section 133 of the Companies Act, 2013 read with relevant rules issued thereunder and other recognized accounting principles generally accepted in India. Our responsibility is to express a conclusion on the Statement based on our review.
3. We conducted our review of the Statement in accordance with the Standard on Review Engagement (SRE) 2410, 'Review of Interim Financial Information Performed by the Independent Auditor of the Entity' issued by the Institute of Chartered Accountants of India. This standard requires that we plan and perform the review to obtain moderate assurance as to whether the financial results are free of material misstatement. A review consists of making inquiries, primarily of persons responsible for financial and accounting matters, and applying analytical and other review procedures. A review is substantially less in scope than an audit conducted in accordance with Standards on Auditing and consequently does not enable us to obtain assurance that we would become aware of all significant matters that might be identified in an audit. Accordingly, we do not express an audit opinion.

We also performed procedures in accordance with the circular issued by the SEBI under Regulation 33 (8) of the SEBI (Listing Obligations and Disclosure Requirements) Regulations, 2015, as amended, to the extent applicable.

4. This Statement includes the results of the following entities:

Sr. No	Name of the Company	Relationship with the Holding Company
1	Tamilnadu Petroproducts Limited	Joint Venture
2	National Aromatics and Petrochemicals Corporation Limited	Joint Venture*
3	Gold Nest Trading Company Limited	Associate
4	Tuticorin Alkali Chemicals and Fertilizers Limited	Associate*
5	Greenam Energy Limited	Associate

*As the Company's share of losses in the associate and Joint venture has exceeded the cost of Investment in an earlier year, loss for the year has not been considered in these consolidated financial statements.

5. Based on our review conducted and procedures performed as stated in paragraph 3 above and based on the consideration of the review reports of other auditors referred to in paragraph 7 and 8 below, nothing has come to our attention that causes us to believe that the accompanying Statement are prepared in accordance with the recognition and measurement principles laid down in Ind AS 34, prescribed under Section 133 of the Companies Act, 2013 read with relevant rules issued thereunder and other recognized accounting principles generally accepted in India has not disclosed the information required to be disclosed in terms of the Regulation including the manner in which it is to be disclosed, or that it contains any material misstatement.
6. We draw attention to Note 3 to the consolidated unaudited financial results with regard to computation of subsidy income based on the provisional Retention Price (RP) in line with the government's policy dated June 17, 2015, as the final retention price has not been announced by the Department of Fertilizers. The necessary adjustments, if any, and its consequential impact will be assessed when the final retention price is notified by the Department of Fertilizers.

Our conclusion on the Statement is not modified in respect of this matter.

7. The consolidated unaudited financial results include the Group's share of net profit after tax of Rs. 943 lakhs and total comprehensive income of Rs. 967.72 lakhs for the quarter ended June 30, 2021 as considered in the consolidated unaudited financial results, in respect of one joint venture, whose interim financial results have not been reviewed by us. These interim financial results have been reviewed by other auditors whose reports have been furnished to us by the Management and our conclusion on the Statement, in so far as it relates to the amounts and disclosures included in respect of the joint venture, is based solely on the reports of the other auditors and the procedures performed by us as stated in paragraph 3 above.

Our conclusion on the Statement is not modified in respect of this matter.

8. The consolidated unaudited financial results also include the Group's share of net loss of Rs. 1.22 lakhs and total comprehensive loss of Rs. 1.22 lakhs for the quarter ended June 30, 2021, as considered in the consolidated unaudited financial results, in respect of two associates based on their interim financial results which have not been reviewed by their auditors. According to the information and explanations given to us by the Management, these interim financial results are not material to the Company.

Our conclusion on the Statement is not modified in respect of this matter.

For MSKA & Associates
Chartered Accountants
Firm Registration No.105047W



Geetha Jeyakumar
Partner
Membership No.: 029409
UDIN: 21029409AAAAHE2255

Place: Chennai
Date: August 12, 2021

SOUTHERN PETROCHEMICAL INDUSTRIES CORPORATION LIMITED

CIN : L11101TN1969PLC005778

Regd. Office: SPIC House, 88 Mount Road, Guindy, Chennai - 600 032

Web Site: www.spic.in, Email: spiccorp@spic.co.in

Extract of the Unaudited Financial Results for the Quarter ended 30th June 2021


(Rs in Lac)

S.No.	Particulars	Standalone			Consolidated		
		Current Quarter ended 30/06/2021	Corresponding 3 months ended in the previous year 30/06/2020	Previous Year ended 31/03/2021	Current Quarter ended 30/06/2021	Corresponding 3 months ended in the previous year 30/06/2020	Previous Year ended 31/03/2021
		Unaudited	Unaudited	Audited	Unaudited	Unaudited	Audited
1	Total income from operations (net)	49915.55	32062.45	155558.79	49915.55	32062.45	155652.31
2	Net Profit for the period (before Exceptional items and tax)	2767.88	277.75	4662.26	2767.88	277.75	4755.78
3	Net Profit for the period (after Exceptional items and before tax)	2767.88	277.75	4662.26	2767.88	277.75	4755.78
4	Net Profit for the period (after Exceptional items and tax)	2767.88	277.75	5185.01	3709.66	505.39	7407.53
5	Total Comprehensive Income for the period [Comprising Profit for the period (after tax) and Other Comprehensive Income (after tax)]	2815.50	1103.35	5940.39	3782.00	1334.38	8103.97
6	Reserves (excluding Revaluation Reserve)			25629.26			31212.16
7	Equity Share Capital (Face Value of Rs. 10 Per Share)	20364.03	20364.03	20364.03	20364.03	20364.03	20364.03
8	Earnings Per Share (of Rs. 10/- each)						
	Basic & Diluted (Not annualised)	1.38	0.54	2.92	1.86	0.66	3.98

Note:

The above is an extract of the detailed format of the Quarterly Financial Results filed with the National Stock Exchange of India Limited (NSE) under Regulation 33 of the SEBI (Listing Obligations and Disclosure Requirements) Regulations, 2015. The full format of the Financial Results for the Quarter ended 30th June 2021 is available on the NSE website (www.nseindia.com) and website of the Company (www.spic.in).

For and on behalf of the Board



S R Ramakrishnan
Whole Time Director
DIN: 00120126

Place: Tuticorin
Date: 12 August 2021





Press release

For Immediate release

SPIC announces unaudited financial results for the quarter ended 30th June 2021.

Registers Quarterly turnover of INR 499.16 crores and
Profit of INR 27.68 crores in Q1 FY 2021-22

12 August, 2021 Chennai / Mumbai:

Financials:

Southern Petrochemical Industries Corporation Ltd. (SPIC), one of India's pioneering agri-nutrient and fertiliser companies, today announced its Unaudited financial results for the Quarter ending 30th June 2021

Quarterly Results:

Particulars	figures in INR crores		
	Quarterly (Apr to June)		Annual (April 2020 to March 2021)
	30-Jun-21	30-Jun-20	31-Mar-21
Total Income	499.16	320.62	1555.59
Profit before Tax	27.68	2.78	46.62
Profit after Tax	27.68	2.78	51.85

During the current quarter of FY22, the company registered an income of INR 499.16 crores, operating profit of INR 27.68 crores and net profit of INR 27.68 crores as compared to an income of INR 320.62 crores, operating profit of INR 2.78 crores and net profit of INR 2.78 crores during the corresponding quarter of the previous FY 21. The revenue from operations at INR 498.76 crores was about 55% more than the corresponding quarter of FY 21 at INR 320.21crores.

Impact on Business

The COVID19 pandemic continues to heave uncertainty on the Indian economy. However, the agri-sector has seen a good comeback and demand is good; as per government records, it was the only sector which registered growth in Q1 FY21-22. With corporates focusing on vaccination of their employees alongside the government vaccination program, the critically of the 3rd wave will be a key deciding factor in the coming times. Various incentives, dues and support prices announced by the government has added to the support for the agri and fertilizer sector.

2...

Southern Petrochemical Industries Corporation Limited

(CIN : L11101TN1969PLC005778)

REGISTERED & CORPORATE OFFICE : SPIC House 88 Mount Road, Guindy, Chennai 600 032 India
Phone : +91 (44) 22350245 | Fax : +91 (44) 22352163 | Email : spiccorp@spic.co.in | www.spic.in



Leadership Comment:

Mr. Ashwin Muthiah, Chairman – SPIC & Founder Chairman, AM International, Singapore

“SPIC has delivered healthy results despite the pandemic challenges. I wish to thank the Central and State governments for their due support to the fertilizer industry. Going ahead, we hope to continue improving our performance through efficient operations. With a keen focus on sustainable production, we are committed to partner the Indian farmers in their growth and prosperity. I wish safety and health to all employees and associates.”

xxxx

+++

About Southern Petrochemical Industries Corporation Limited (SPIC) www.spic.in

Founded in 1969, SPIC over the last five decades has served the Indian farmer’s agri-productivity needs with scientific rigour and environmentally friendly products. One of India’s first petrochemicals company with a focus on fertilisers, today it is amongst the most recalled agri-brands in rural India trusted by the Indian farmer. It continues with its mission to empower Indian farmers and agriculturists with products that not only increase farm productivity and yield but simultaneously replenishes the soil health. With a state-of-the-art modern fertiliser complex producing 6.2 lakh tons of Neem Coated Urea, the company is a torch-bearer in India’s progress towards national farm productivity and food sufficiency.

For editorial queries, please contact:

Ms Indhra Desilva

Chairman’s Office, Singapore

e: indhra.desilva@amih.sg