

संदर्भ सं. 235 /TBO/2020-21

Jan 19, 2021

The Company Secretary, Bajaj Hindusthan Sugar Limited Lakhimpur-Kheri, District Kheri, Golagokarannath, Uttar Pradesh, 262802	The Director, Bombay Stock Exchange Phiroze Jeejeebhoy Towers, Dalal Street, <u>Mumbai - 400 001.</u>	The Director National Stock Exchange Ltd., Exchange Plaza, Plot No. C/1, G Block, Bandra-Kurla complex, Bandra (E), <u>Mumbai - 400 051.</u>
---	--	--

प्रियमहोदय/Dear Sir,

सेबी (शेयरों का पर्याप्त अर्जन एवं अधिग्रह) विनियमन 2011के विनियमन 29 (2) & (3) तथा सेबी (भेदिया कारोबार का निषेध) विनियमन 2015 के विनियमन 7 (3) के तहतप्र कटीकरण

Disclosure under Regulation 29 (2) & (3) of SEBI (Substantial Acquisition of Shares and Takeovers) Regulations, 2011 and Regulation No.7 (3) of SEBI (Prohibition of Insider Trading) Regulations, 2015

उपर्युक्त विनियमन के निबंधनों के अनुसार, हम अनुबंध में दिये गये विवरण के अनुसार जय प्रकाश पावर वैंचर लिमिटेड के बेचे गये शेयरों के ब्योरे इसके साथ संलग्न करते हैं:

In terms of the above Regulations, we hereby disclose the details of shares sold of BAJAJ HINDUSTHAN SUGAR LIMITED (EX-BAJAJ HINDUSTHAN LIMITED) as per details given in Annexure:

Particulars of sale	Number	% w.r.t. total paid up capital of Target Company
बिक्री से पूर्व शेयर / Shares before sale	6,36,67,200	5.62%
बेचे गये शेयर / Shares sold from 21/12/2017 to 18/01/2021	2,72,17,673	2.40%
बिक्री के बाद शेयर / Shares after sale	3,64,49,527	3.22%


Signature of Authorised Signatory

(मिलिंद खड्कर)
उप महा प्रबंधक

ANNEXURE - B

Disclosure under Regulation 29 (2) of SEBI (Substantial Acquisition of Shares and Takeovers) Regulations, 2011

1	Name of the Target Company (TC)	BAJAJ HINDUSTHAN SUGAR LIMITED (EX-BAJAJ HINDUSTHAN LIMITED)		
2	Name(s) of the acquirer and Persons Acting in Concert (PAC) with the acquirer	Seller: IDBI Bank Limited		
3	Whether the acquirer belongs to Promoter/ Promoter Group	Seller: No		
4	Name(s) of the Stock Exchange(s) where the shares of TC are listed	BSE & NSE		
5		Number	% w.r.t. total share/voting capital wherever applicable	% w.r.t. total diluted share/voting capital of the TC (**)
	Before the acquisition/disposal under consideration, holding of:			
	a) Shares carrying voting rights	6 36 67 200	5.62%	5.62%
	b) Shares in the nature of encumbrance (pledge/ lien/non-disposal undertaking/ others)	-	-	-
	c) Voting Rights (VR) otherwise than by equity shares	-	-	-
	d) Warrants/convertible securities/any other instrument that entitles the acquirer to receive shares carrying voting rights in the TC (specify holding in each category) acquired/sold	-	-	-
	Total (a+b+c+d)	6 36 67 200	5.62%	5.62%
	Details of sale			
	a) Shares carrying voting rights sold	2 72 17 673	2.40%	2.40%
	b) VRs acquired/sold otherwise than by equity shares	-	-	-
	c) Warrants/convertible securities/any other instrument that entitles the acquirer to receive shares carryin voting rights in the TC (specify holding in each category) after acquisition	-	-	-
	d) Shares encumbered / invoked/released by the acquirer	-	-	-
	Total (a+b+c+d)	2 72 17 673	2.40%	2.40%
	After the acquisition/Sale holding of:			
	a) Shares carrying voting rights	3 64 49 527	3.22%	3.22%
	b) Shares encumbered with the acquirer	-	-	-
	c) VRs otherwise than by equity shares	-	-	-
	d) Warrants/convertible securities/any other instrument that entitles the acquirer to receive shares carryin voting rights in the TC (specify holding in each category) after acquisition	-	-	-
	Total (a+b+c+d)	3 64 49 527	3.22%	3.22%
6	Mode of sale (e.g. open market/off-market/public issue/rights issue/preferential allotment/inter-se transfer, etc.)	Market Sale		
7	Date of sale of shares/VR/warrants or date of receipt of intimation of allotment of shares, whichever is applicable	21/12/2017 to 18/01/2021		
8	Equity share capital/total voting capital of the TC before the said acquisition/sale	1 13 35 59 942		
9	Equity share capital/total voting capital of the TC after the said acquisition/sale	1 13 35 59 942		
10	Total diluted share/voting capital of the TC after the said acquisition/sale	1 13 35 59 942		
Note:	(*) Total share capital/ voting capital to be taken as per the latest filing done by the company to the Stock Exchange under Clause 35 of the listing Agreement.			
	(**) Diluted share/voting capital means the total number of shares in the TC assuming full conversion of the outstanding convertible securities/warrants into equity shares of the TC.			
	Signature of the acquirer / seller / Authorised Signatory			
	Place: Mumbai			
	Date: 19/01/2021			



FORM D

SEBI (Prohibition of Insider Trading) Regulations, 2015

Regulation 7(3) – Transactions by Other connected persons as identified by the company

Details of trading in securities by other connected persons as identified by the company - BAJAJ HINDUSTHAN SUGAR LIMITED (EX-BAJAJ HINDUSTHAN LIMITED)

Name, PAN, CIN/DIN, & address with contact nos. of other connected persons as identified by the company	Connection with company	Securities held prior to acquisition / disposal		Securities acquired / Disposed				Securities held post acquisition/disposal		Date of allotment advice/acquisition of shares/sale of shares specify		Date of intimation to company	Mode of acquisition /dispos al (on market/pu blic/ rights/Pre ferential offer / off market/In terse transfer, ESOPs etc.)	Exchange on which the trade was executed
		Type of security (For eg.– Shares, Warrants, Convertible Debentures etc.)	No. and % of shareholding	Type of security (For eg. – Shares, Warrants, Convertible Debentures etc.)	No.	Sale Value (Rs.)	Transaction Type (Buy/Sale/Pl edge /Revoke/Inv oke)	Type of security (For eg. – Shares, Warrants,Conv ertible Debentures etc.)	No. and % of shareholding	From	To			
1	2	3	4	5	6	7	8	9	10	11	12	13	14	
IDBI Bank Ltd., PAN : AABC18842G, CIN:L65190MH2004GO1148838 IDBI Tower, Cuffe Parade, Colaba, Mumbai 400 005, Tel.No. 66263506	Banker	Shares	6,36,67,200 5.62%	Shares	2,72,17,673 2.40%	15,84,95,131.28	Sale	Shares	3,64,49,527 3.22%	21-Dec-2017	18-Jan-2021	19-Jan-2021	On Market	BSE/NSE
Note: "Securities" shall have the meaning as defined under regulation 2(1)(i) of SEBI (Prohibition of Insider Trading) Regulations, 2015.														

Signature:


Name:

Place:


Date:

Shri Milind Khandekar
Mumbai

19-01-2021



IDBI Bank Ltd					
FINANCE AND ACCOUNTS DEPTT (Investment Cell)					
BROKER WISE SALE DETAILS					
DETAILS OF SALES DURING THE PERIOD FROM 21-Dec-2017 TO 18-Jan-2021					
REPORT DATE :19-Jan-2021					
Name of Company: BAJAJ HINDUSTHAN SUGAR LIMITED (EX-BAJAJ HINDUSTHAN LIMITED)					
Date	Name of Broker	Exchange	SEBI Registrati on No.	Shares Sold	Amount
25-Jun-2020	ALMONDZ GLOBAL SECURITIES LTD.	NSE	11NZ00021	50 000.00	3 89 150.00
07-Jul-2020	ALMONDZ GLOBAL SECURITIES LTD.	NSE	11NZ00021	2 00 000.00	13 87 160.00
ALMONDZ GLOBAL SECURITIES LTD. TOTAL				2 50 000.00	17 76 310.00
19-May-2020	ANAND RATHI SHARE AND STOCK BROKERS LIMITED	NSE	11NZ00017	50 000.00	1 89 590.00
09-Jun-2020	ANAND RATHI SHARE AND STOCK BROKERS LIMITED	BSE	11NZ00017	1 00 000.00	5 89 000.00
17-Jun-2020	ANAND RATHI SHARE AND STOCK BROKERS LIMITED	BSE	11NZ00017	25 000.00	1 74 750.00
17-Jun-2020	ANAND RATHI SHARE AND STOCK BROKERS LIMITED	NSE	11NZ00017	1 25 000.00	8 86 825.00
14-Oct-2020	ANAND RATHI SHARE AND STOCK BROKERS LIMITED	NSE	11NZ00017	1 00 000.00	4 62 460.00
15-Oct-2020	ANAND RATHI SHARE AND STOCK BROKERS LIMITED	NSE	11NZ00017	1 00 000.00	4 78 960.00
16-Oct-2020	ANAND RATHI SHARE AND STOCK BROKERS LIMITED	NSE	11NZ00017	1 00 000.00	4 77 710.00
19-Oct-2020	ANAND RATHI SHARE AND STOCK BROKERS LIMITED	NSE	11NZ00017	1 00 000.00	4 77 710.00
02-Nov-2020	ANAND RATHI SHARE AND STOCK BROKERS LIMITED	NSE	11NZ00017	1 00 000.00	4 54 260.00
03-Nov-2020	ANAND RATHI SHARE AND STOCK BROKERS LIMITED	NSE	11NZ00017	1 00 000.00	4 58 160.00
15-Jan-2021	ANAND RATHI SHARE AND STOCK BROKERS LIMITED	NSE	11NZ00017	1 00 000.00	6 65 160.00
ANAND RATHI SHARE AND STOCK BROKERS LIMITED TOTAL				10 00 000.00	53 14 585.00
28-Apr-2020	ARIHANT CAPITAL MARKETS LTD	BSE	11NZ00018	70 000.00	3 66 713.55
03-Jun-2020	ARIHANT CAPITAL MARKETS LTD	BSE	11NZ00018	1 00 000.00	4 85 957.82
15-Jun-2020	ARIHANT CAPITAL MARKETS LTD	BSE	11NZ00018	1 00 000.00	6 75 551.22
10-Aug-2020	ARIHANT CAPITAL MARKETS LTD	NSE	11NZ00018	1 00 000.00	5 81 253.45
16-Sep-2020	ARIHANT CAPITAL MARKETS LTD	NSE	11NZ00018	1 00 000.00	5 58 801.60
28-Oct-2020	ARIHANT CAPITAL MARKETS LTD	NSE	11NZ00018	1 00 000.00	4 73 983.50
ARIHANT CAPITAL MARKETS LTD TOTAL				5 70 000.00	31 42 261.14
28-Feb-2020	ASHIKA STOCK BROKING LTD.	NSE	11NZ00016	1 00 000.00	5 08 890.00
13-Apr-2020	ASHIKA STOCK BROKING LTD.	BSE	11NZ00016	75 000.00	2 64 180.00
17-Jul-2020	ASHIKA STOCK BROKING LTD.	NSE	11NZ00016	1 00 000.00	6 06 180.00
06-Aug-2020	ASHIKA STOCK BROKING LTD.	NSE	11NZ00016	1 00 000.00	5 75 000.00
08-Oct-2020	ASHIKA STOCK BROKING LTD.	NSE	11NZ00016	1 00 000.00	4 93 930.00
29-Oct-2020	ASHIKA STOCK BROKING LTD.	NSE	11NZ00016	1 00 000.00	4 70 550.00
18-Jan-2021	ASHIKA STOCK BROKING LTD.	NSE	11NZ00016	10 00 000.00	69 84 800.00
ASHIKA STOCK BROKING LTD. TOTAL				15 75 000.00	99 03 530.00
17-Apr-2020	BOB Capital Markets Ltd.	BSE	11NZ00015	50 000.00	2 07 055.95
20-Apr-2020	BOB Capital Markets Ltd.	NSE	11NZ00015	50 000.00	1 97 080.00
02-Jul-2020	BOB Capital Markets Ltd.	NSE	11NZ00015	1 00 000.00	6 63 580.00
26-Aug-2020	BOB Capital Markets Ltd.	NSE	11NZ00015	1 00 000.00	6 04 710.00
04-Nov-2020	BOB Capital Markets Ltd.	NSE	11NZ00015	1 00 000.00	4 40 720.00
05-Nov-2020	BOB Capital Markets Ltd.	NSE	11NZ00015	1 00 000.00	4 49 040.00
07-Jan-2021	BOB Capital Markets Ltd.	NSE	11NZ00015	1 00 000.00	6 98 510.00
BOB Capital Markets Ltd. TOTAL				6 00 000.00	32 60 695.95
18-May-2020	BP EQUITIES PVT.LTD.	NSE	11NZ00017	65 000.00	2 63 679.00
30-Jun-2020	BP EQUITIES PVT.LTD.	NSE	11NZ00017	3 00 000.00	22 00 290.00
30-Jul-2020	BP EQUITIES PVT.LTD.	NSE	11NZ00017	1 00 000.00	5 71 280.00
18-Aug-2020	BP EQUITIES PVT.LTD.	NSE	11NZ00017	1 00 000.00	5 93 730.00
19-Aug-2020	BP EQUITIES PVT.LTD.	NSE	11NZ00017	1 00 000.00	5 93 730.00



IDBI Bank Ltd

FINANCE AND ACCOUNTS DEPTT (Investment Cell)

BROKER WISE SALE DETAILS


DETAILS OF SALES DURING THE PERIOD FROM 21-Dec-2017 TO 18-Jan-2021

REPORT DATE :19-Jan-2021

Name of Company: BAJAJ HINDUSTHAN SUGAR LIMITED (EX-BAJAJ HINDUSTHAN LIMITED)

Date	Name of Broker	Exchange	SEBI Registrati on No.	Shares Sold	Amount
20-Aug-2020	BP EQUITIES PVT.LTD.	NSE	1INZ00017	1 00 000.00	5 91 230.00
21-Aug-2020	BP EQUITIES PVT.LTD.	NSE	1INZ00017	1 00 000.00	6 13 690.00
24-Aug-2020	BP EQUITIES PVT.LTD.	NSE	1INZ00017	1 00 000.00	6 24 910.00
03-Sep-2020	BP EQUITIES PVT.LTD.	NSE	1INZ00017	1 00 000.00	5 88 740.00
04-Sep-2020	BP EQUITIES PVT.LTD.	NSE	1INZ00017	1 00 000.00	5 75 020.00
07-Sep-2020	BP EQUITIES PVT.LTD.	NSE	1INZ00017	1 00 000.00	5 58 800.00
04-Jan-2021	BP EQUITIES PVT.LTD.	NSE	1INZ00017	1 00 000.00	6 19 670.00
05-Jan-2021	BP EQUITIES PVT.LTD.	NSE	1INZ00017	1 00 000.00	6 24 660.00
06-Jan-2021	BP EQUITIES PVT.LTD.	NSE	1INZ00017	1 60 000.00	10 64 976.00
BP EQUITIES PVT.LTD. TOTAL				16 25 000.00	1 00 84 405.00
23-Apr-2020	CANARA BANK SECURITIES PVT LTD	BSE	1INZ00027	50 000.00	2 27 025.00
23-Jul-2020	CANARA BANK SECURITIES PVT LTD	NSE	1INZ00027	1 00 000.00	6 01 240.00
23-Oct-2020	CANARA BANK SECURITIES PVT LTD	NSE	1INZ00027	1 00 000.00	4 76 500.00
26-Oct-2020	CANARA BANK SECURITIES PVT LTD	NSE	1INZ00027	1 00 000.00	4 79 000.00
28-Dec-2020	CANARA BANK SECURITIES PVT LTD	NSE	1INZ00027	1 00 000.00	6 11 220.00
29-Dec-2020	CANARA BANK SECURITIES PVT LTD	NSE	1INZ00027	1 00 000.00	6 14 710.00
01-Jan-2021	CANARA BANK SECURITIES PVT LTD	NSE	1INZ00027	1 00 000.00	6 15 710.00
CANARA BANK SECURITIES PVT LTD TOTAL				6 50 000.00	36 25 405.00
13-Aug-2020	DALAL & BROACHA STOCK BROKING PVT. LTD.	NSE	1INZ00021	1 00 000.00	5 89 120.66
25-Aug-2020	DALAL & BROACHA STOCK BROKING PVT. LTD.	NSE	1INZ00021	1 00 000.00	6 20 662.70
27-Aug-2020	DALAL & BROACHA STOCK BROKING PVT. LTD.	NSE	1INZ00021	1 00 000.00	5 99 208.92
10-Sep-2020	DALAL & BROACHA STOCK BROKING PVT. LTD.	NSE	1INZ00021	1 00 000.00	5 49 515.99
DALAL & BROACHA STOCK BROKING PVT. LTD. TOTAL				4 00 000.00	23 58 508.27
24-Jun-2020	DARASHAW & COMPANY PVT. LTD.	NSE	1INZ00023	2 75 000.00	21 64 140.00
16-Jul-2020	DARASHAW & COMPANY PVT. LTD.	NSE	1INZ00023	1 00 000.00	6 20 390.00
20-Jul-2020	DARASHAW & COMPANY PVT. LTD.	NSE	1INZ00023	1 00 000.00	6 13 800.00
31-Aug-2020	DARASHAW & COMPANY PVT. LTD.	NSE	1INZ00023	1 00 000.00	5 93 740.00
18-Sep-2020	DARASHAW & COMPANY PVT. LTD.	NSE	1INZ00023	1 00 000.00	5 38 860.00
DARASHAW & COMPANY PVT. LTD. TOTAL				6 75 000.00	45 30 930.00
27-Apr-2020	DHANKI SECURITIES PVT. LTD.	NSE	1INZ00023	50 000.00	2 44 470.00
27-May-2020	DHANKI SECURITIES PVT. LTD.	NSE	1INZ00023	1 00 000.00	4 11 610.00
21-Jul-2020	DHANKI SECURITIES PVT. LTD.	NSE	1INZ00023	1 00 000.00	6 06 180.00
DHANKI SECURITIES PVT. LTD. TOTAL				2 50 000.00	12 62 260.00
14-May-2020	EAST INDIA SECURITIES LTD.	NSE	1INZ00019	50 000.00	2 22 014.95
08-Jul-2020	EAST INDIA SECURITIES LTD.	NSE	1INZ00019	1 00 000.00	6 69 786.68
13-Jul-2020	EAST INDIA SECURITIES LTD.	NSE	1INZ00019	1 00 000.00	5 98 692.00
21-Oct-2020	EAST INDIA SECURITIES LTD.	NSE	1INZ00019	1 00 000.00	4 80 200.88
22-Oct-2020	EAST INDIA SECURITIES LTD.	NSE	1INZ00019	1 00 000.00	4 70 512.05
EAST INDIA SECURITIES LTD. TOTAL				4 50 000.00	24 41 206.56
21-Apr-2020	GLOBE CAPITAL MARKET LTD.	BSE	1INZ00017	60 000.00	2 73 018.87
26-May-2020	GLOBE CAPITAL MARKET LTD.	NSE	1INZ00017	1 00 000.00	4 01 650.00
23-Jun-2020	GLOBE CAPITAL MARKET LTD.	BSE	1INZ00017	94 247.00	7 19 458.17
23-Jun-2020	GLOBE CAPITAL MARKET LTD.	NSE	1INZ00017	1 55 753.00	11 60 780.38

IDBI Bank Ltd					
FINANCE AND ACCOUNTS DEPTT (Investment Cell)					
BROKER WISE SALE DETAILS					
DETAILS OF SALES DURING THE PERIOD FROM 21-Dec-2017 TO 18-Jan-2021					
REPORT DATE :19-Jan-2021					
Name of Company: BAJAJ HINDUSTHAN SUGAR LIMITED (EX-BAJAJ HINDUSTHAN LIMITED)					
Date	Name of Broker	Exchange	SEBI Registrati on No.	Shares Sold	Amount
10-Jul-2020	GLOBE CAPITAL MARKET LTD.	NSE	1INZ00017	1 00 000.00	6 15 320.00
07-Oct-2020	GLOBE CAPITAL MARKET LTD.	NSE	1INZ00017	1 00 000.00	4 90 210.00
30-Oct-2020	GLOBE CAPITAL MARKET LTD.	NSE	1INZ00017	1 00 000.00	4 74 000.00
GLOBE CAPITAL MARKET LTD. TOTAL				7 10 000.00	41 34 437.42
05-Aug-2020	HDFC SECURITIES	NSE	1INZ00018	1 00 000.00	5 81 250.00
HDFC SECURITIES TOTAL				1 00 000.00	5 81 250.00
11-Aug-2020	ICICI SECURITIES LTD.	NSE	1INZ00018	1 00 000.00	6 23 640.00
12-Aug-2020	ICICI SECURITIES LTD.	NSE	1INZ00018	1 00 000.00	6 01 190.00
ICICI SECURITIES LTD. TOTAL				2 00 000.00	12 24 830.00
28-Feb-2020	IDBI CAPITAL MARKETS & SECURITIES LTD.(EX-IDBI CAP MK	NSE	1INZ00000	70 196.00	3 60 721.31
02-Mar-2020	IDBI CAPITAL MARKETS & SECURITIES LTD.(EX-IDBI CAP MK	BSE	1INZ00000	16 000.00	79 825.60
02-Mar-2020	IDBI CAPITAL MARKETS & SECURITIES LTD.(EX-IDBI CAP MK	NSE	1INZ00000	84 000.00	4 29 980.60
03-Mar-2020	IDBI CAPITAL MARKETS & SECURITIES LTD.(EX-IDBI CAP MK	NSE	1INZ00000	1 10 000.00	5 14 369.23
13-Mar-2020	IDBI CAPITAL MARKETS & SECURITIES LTD.(EX-IDBI CAP MK	NSE	1INZ00000	70 000.00	2 49 948.93
24-Mar-2020	IDBI CAPITAL MARKETS & SECURITIES LTD.(EX-IDBI CAP MK	BSE	1INZ00000	1 00 000.00	2 50 452.82
31-Mar-2020	IDBI CAPITAL MARKETS & SECURITIES LTD.(EX-IDBI CAP MK	NSE	1INZ00000	1 00 000.00	2 64 422.30
07-Apr-2020	IDBI CAPITAL MARKETS & SECURITIES LTD.(EX-IDBI CAP MK	NSE	1INZ00000	50 000.00	1 47 178.45
08-Apr-2020	IDBI CAPITAL MARKETS & SECURITIES LTD.(EX-IDBI CAP MK	BSE	1INZ00000	75 000.00	2 44 715.36
13-May-2020	IDBI CAPITAL MARKETS & SECURITIES LTD.(EX-IDBI CAP MK	NSE	1INZ00000	1 00 000.00	4 01 622.55
15-May-2020	IDBI CAPITAL MARKETS & SECURITIES LTD.(EX-IDBI CAP MK	NSE	1INZ00000	42 996.00	1 80 189.53
20-May-2020	IDBI CAPITAL MARKETS & SECURITIES LTD.(EX-IDBI CAP MK	NSE	1INZ00000	75 000.00	2 88 120.53
21-May-2020	IDBI CAPITAL MARKETS & SECURITIES LTD.(EX-IDBI CAP MK	NSE	1INZ00000	75 000.00	2 96 846.47
22-May-2020	IDBI CAPITAL MARKETS & SECURITIES LTD.(EX-IDBI CAP MK	NSE	1INZ00000	50 000.00	1 99 564.00
29-May-2020	IDBI CAPITAL MARKETS & SECURITIES LTD.(EX-IDBI CAP MK	NSE	1INZ00000	1 00 000.00	4 20 331.68
01-Jun-2020	IDBI CAPITAL MARKETS & SECURITIES LTD.(EX-IDBI CAP MK	NSE	1INZ00000	1 00 000.00	4 41 535.35
04-Jun-2020	IDBI CAPITAL MARKETS & SECURITIES LTD.(EX-IDBI CAP MK	BSE	1INZ00000	1 00 000.00	4 91 925.26
08-Jun-2020	IDBI CAPITAL MARKETS & SECURITIES LTD.(EX-IDBI CAP MK	NSE	1INZ00000	1 00 000.00	5 53 790.10
10-Jun-2020	IDBI CAPITAL MARKETS & SECURITIES LTD.(EX-IDBI CAP MK	BSE	1INZ00000	1 00 000.00	6 15 654.94
16-Jun-2020	IDBI CAPITAL MARKETS & SECURITIES LTD.(EX-IDBI CAP MK	NSE	1INZ00000	2 00 000.00	14 06 926.20
18-Jun-2020	IDBI CAPITAL MARKETS & SECURITIES LTD.(EX-IDBI CAP MK	NSE	1INZ00000	1 00 000.00	6 61 055.75
22-Jun-2020	IDBI CAPITAL MARKETS & SECURITIES LTD.(EX-IDBI CAP MK	BSE	1INZ00000	50 000.00	3 64 703.21
15-Jul-2020	IDBI CAPITAL MARKETS & SECURITIES LTD.(EX-IDBI CAP MK	NSE	1INZ00000	1 00 000.00	6 28 626.60
04-Aug-2020	IDBI CAPITAL MARKETS & SECURITIES LTD.(EX-IDBI CAP MK	NSE	1INZ00000	1 00 000.00	5 86 219.25
IDBI CAPITAL MARKETS & SECURITIES LTD.(EX-IDBI CAP MKT SER) TOTAL				20 68 192.00	1 00 78 726.02
05-Mar-2020	INDIA INFOLINE LTD.	BSE	1INZ00016	1 11 720.00	4 52 622.41
05-Mar-2020	INDIA INFOLINE LTD.	NSE	1INZ00016	1 50 000.00	6 08 715.00
INDIA INFOLINE LTD. TOTAL				2 61 720.00	10 61 337.41
15-Apr-2020	JOINDRE CAPITAL SERVICES LTD	BSE	1INZ00017	70 000.00	2 64 070.80
12-Jun-2020	JOINDRE CAPITAL SERVICES LTD	NSE	1INZ00017	1 00 000.00	5 83 730.00
22-Jul-2020	JOINDRE CAPITAL SERVICES LTD	NSE	1INZ00017	1 00 000.00	6 05 080.00
09-Sep-2020	JOINDRE CAPITAL SERVICES LTD	NSE	1INZ00017	1 00 000.00	5 37 580.00
25-Sep-2020	JOINDRE CAPITAL SERVICES LTD	NSE	1INZ00017	1 00 000.00	4 83 950.00
13-Oct-2020	JOINDRE CAPITAL SERVICES LTD	NSE	1INZ00017	1 00 000.00	4 72 720.00



IDBI Bank Ltd					
FINANCE AND ACCOUNTS DEPTT (Investment Cell)					
BROKER WISE SALE DETAILS					
DETAILS OF SALES DURING THE PERIOD FROM 21-Dec-2017 TO 18-Jan-2021					
					REPORT DATE :19-Jan-2021
Name of Company: BAJAJ HINDUSTHAN SUGAR LIMITED (EX-BAJAJ HINDUSTHAN LIMITED)					
Date	Name of Broker	Exchange	SEBI Registrati on No.	Shares Sold	Amount
18-Jan-2021	JOINDRE CAPITAL SERVICES LTD	NSE	11NZ00017	15 00 000.00	1 04 89 350.00
JOINDRE CAPITAL SERVICES LTD TOTAL				20 70 000.00	1 34 36 480.80
05-Jun-2020	K R Choksey Shares & Securities Pvt Ltd	BSE	11NZ00018	50 000.00	2 67 500.00
05-Jun-2020	K R Choksey Shares & Securities Pvt Ltd	NSE	11NZ00018	50 000.00	2 64 425.00
09-Jul-2020	K R Choksey Shares & Securities Pvt Ltd	NSE	11NZ00018	1 00 000.00	6 49 200.00
27-Oct-2020	K R Choksey Shares & Securities Pvt Ltd	NSE	11NZ00018	1 00 000.00	4 72 720.00
26-Nov-2020	K R Choksey Shares & Securities Pvt Ltd	NSE	11NZ00018	1 00 000.00	5 35 090.00
27-Nov-2020	K R Choksey Shares & Securities Pvt Ltd	NSE	11NZ00018	1 00 000.00	5 72 500.00
21-Dec-2020	K R Choksey Shares & Securities Pvt Ltd	NSE	11NZ00018	1 00 000.00	6 01 690.00
31-Dec-2020	K R Choksey Shares & Securities Pvt Ltd	NSE	11NZ00018	1 00 000.00	6 12 170.00
K R.Choksey Shares & Securities Pvt Ltd TOTAL				7 00 000.00	39 75 295.00
24-Apr-2020	MARWADI SHARES & FINANCE LTD.	NSE	11NZ00017	50 000.00	2 34 490.00
24-Jul-2020	MARWADI SHARES & FINANCE LTD.	NSE	11NZ00017	1 00 000.00	5 90 710.00
28-Jul-2020	MARWADI SHARES & FINANCE LTD.	NSE	11NZ00017	1 00 000.00	5 74 570.00
30-Sep-2020	MARWADI SHARES & FINANCE LTD.	NSE	11NZ00017	1 00 000.00	5 00 160.00
18-Jan-2021	MARWADI SHARES & FINANCE LTD.	NSE	11NZ00017	33 178.00	2 31 741.69
MARWADI SHARES & FINANCE LTD. TOTAL				3 83 178.00	21 31 671.69
29-Jun-2020	MOTILAL OSWAL SECURITIES	NSE	11NZ00015	3 00 000.00	22 75 470.00
MOTILAL OSWAL SECURITIES TOTAL				3 00 000.00	22 75 470.00
26-Jun-2020	MURALILAL SARAF	NSE	11NZ00025	3 25 000.00	26 00 942.50
07-Aug-2020	MURALILAL SARAF	NSE	11NZ00025	1 00 000.00	5 84 980.00
11-Sep-2020	MURALILAL SARAF	NSE	11NZ00025	1 00 000.00	5 40 760.00
05-Oct-2020	MURALILAL SARAF	NSE	11NZ00025	1 00 000.00	4 88 940.00
18-Jan-2021	MURALILAL SARAF	NSE	11NZ00025	15 00 000.00	1 04 66 100.00
MURALILAL SARAF TOTAL				21 25 000.00	1 46 81 722.50
01-Sep-2020	Nalanda Securities Pvt. Ltd	NSE	11NZ00025	1 00 000.00	5 66 761.76
08-Sep-2020	Nalanda Securities Pvt. Ltd	NSE	11NZ00025	1 00 000.00	5 63 768.30
15-Sep-2020	Nalanda Securities Pvt. Ltd	NSE	11NZ00025	1 00 000.00	5 65 763.94
17-Sep-2020	Nalanda Securities Pvt. Ltd	NSE	11NZ00025	1 00 000.00	5 46 805.36
22-Sep-2020	Nalanda Securities Pvt. Ltd	NSE	11NZ00025	1 00 000.00	4 90 119.21
20-Oct-2020	Nalanda Securities Pvt. Ltd	NSE	11NZ00025	1 00 000.00	4 75 211.78
18-Jan-2021	Nalanda Securities Pvt. Ltd	NSE	11NZ00025	10 00 000.00	70 67 060.15
Nalanda Securities Pvt. Ltd TOTAL				16 00 000.00	1 02 75 490.50
25-Jun-2020	P H Financial & Investment Consultants Pvt. Ltd.	NSE	11NZ00018	50 000.00	3 74 185.00
03-Jul-2020	P H Financial & Investment Consultants Pvt. Ltd.	NSE	11NZ00018	1 00 000.00	6 79 770.00
27-Jul-2020	P H Financial & Investment Consultants Pvt. Ltd.	NSE	11NZ00018	1 00 000.00	5 82 480.00
P H Financial & Investment Consultants Pvt. Ltd. TOTAL				2 50 000.00	16 36 435.00
02-Sep-2020	PHILLIPCAPITAL (INDIA)PVT.LTD (EX-MF GLOBAL SIFY SEC II	NSE	11NZ00016	1 00 000.00	5 68 790.00
14-Sep-2020	PHILLIPCAPITAL (INDIA)PVT.LTD (EX-MF GLOBAL SIFY SEC II	NSE	11NZ00016	1 00 000.00	5 52 750.00
28-Sep-2020	PHILLIPCAPITAL (INDIA)PVT.LTD (EX-MF GLOBAL SIFY SEC II	NSE	11NZ00016	1 00 000.00	5 08 080.00
PHILLIPCAPITAL (INDIA)PVT.LTD (EX-MF GLOBAL SIFY SEC IND)P L TOTAL				3 00 000.00	16 29 620.00
09-Apr-2020	SHAREKHAN LTD	NSE	11NZ00017	50 000.00	1 59 665.00
02-Jun-2020	SHAREKHAN LTD	NSE	11NZ00017	1 00 000.00	4 58 830.00

IDBI Bank Ltd

FINANCE AND ACCOUNTS DEPTT (Investment Cell)


BROKER WISE SALE DETAILS

DETAILS OF SALES DURING THE PERIOD FROM 21-Dec-2017 TO 18-Jan-2021

REPORT DATE :19-Jan-2021

Name of Company: BAJAJ HINDUSTHAN SUGAR LIMITED (EX-BAJAJ HINDUSTHAN LIMITED)

Date	Name of Broker	Exchange	SEBI Registrati on No.	Shares Sold	Amount
11-Jun-2020	SHAREKHAN LTD	BSE	1INZ00017	1 00 000.00	6 45 640.00
19-Jun-2020	SHAREKHAN LTD	BSE	1INZ00017	50 000.00	3 34 300.00
19-Jun-2020	SHAREKHAN LTD	NSE	1INZ00017	50 000.00	3 36 795.00
06-Jul-2020	SHAREKHAN LTD	NSE	1INZ00017	2 50 000.00	17 77 875.00
16-Dec-2020	SHAREKHAN LTD	NSE	1INZ00017	1 20 000.00	8 23 764.00
17-Dec-2020	SHAREKHAN LTD	NSE	1INZ00017	1 34 122.00	9 24 315.17
18-Dec-2020	SHAREKHAN LTD	NSE	1INZ00017	1 00 000.00	6 31 670.00
22-Dec-2020	SHAREKHAN LTD	NSE	1INZ00017	1 00 000.00	5 64 570.00
23-Dec-2020	SHAREKHAN LTD	NSE	1INZ00017	1 00 000.00	5 90 260.00
SHAREKHAN LTD TOTAL				11 54 122.00	72 47 684.17
04-Mar-2020	SHCIL SERVICES LTD	NSE	1INZ00019	70 216.00	3 16 287.97
22-Apr-2020	SHCIL SERVICES LTD	NSE	1INZ00019	50 000.00	2 14 535.00
24-Dec-2020	SHCIL SERVICES LTD	NSE	1INZ00019	1 00 000.00	6 19 900.00
30-Dec-2020	SHCIL SERVICES LTD	NSE	1INZ00019	1 00 000.00	6 10 170.00
SHCIL SERVICES LTD TOTAL				3 20 216.00	17 60 892.97
30-Apr-2020	SMC GLOBAL SECURITIES LTD.	BSE	1INZ00019	50 000.00	2 89 500.00
29-Jul-2020	SMC GLOBAL SECURITIES LTD.	NSE	1INZ00019	1 00 000.00	5 75 840.00
17-Aug-2020	SMC GLOBAL SECURITIES LTD.	NSE	1INZ00019	1 00 000.00	5 88 720.00
11-Jan-2021	SMC GLOBAL SECURITIES LTD.	NSE	1INZ00019	1 00 000.00	6 71 040.00
12-Jan-2021	SMC GLOBAL SECURITIES LTD.	NSE	1INZ00019	1 00 000.00	6 63 560.00
13-Jan-2021	SMC GLOBAL SECURITIES LTD.	NSE	1INZ00019	1 00 000.00	6 66 550.00
14-Jan-2021	SMC GLOBAL SECURITIES LTD.	NSE	1INZ00019	1 00 000.00	6 74 780.00
SMC GLOBAL SECURITIES LTD. TOTAL				6 50 000.00	41 29 990.00
22-Jun-2020	SPA SECURITIES LIMITED	NSE	1INZ00024	2 00 000.00	14 37 120.00
14-Jul-2020	SPA SECURITIES LIMITED	NSE	1INZ00024	1 00 000.00	5 78 840.00
31-Jul-2020	SPA SECURITIES LIMITED	NSE	1INZ00024	1 00 000.00	5 58 880.00
03-Aug-2020	SPA SECURITIES LIMITED	NSE	1INZ00024	1 00 000.00	5 77 600.00
20-Nov-2020	SPA SECURITIES LIMITED	NSE	1INZ00024	1 00 000.00	4 46 570.00
23-Nov-2020	SPA SECURITIES LIMITED	NSE	1INZ00024	1 00 000.00	4 57 840.00
24-Nov-2020	SPA SECURITIES LIMITED	NSE	1INZ00024	1 00 000.00	4 81 040.00
25-Nov-2020	SPA SECURITIES LIMITED	NSE	1INZ00024	1 00 000.00	5 18 220.00
01-Dec-2020	SPA SECURITIES LIMITED	NSE	1INZ00024	1 00 000.00	5 55 990.00
02-Dec-2020	SPA SECURITIES LIMITED	NSE	1INZ00024	1 00 000.00	5 51 900.00
07-Dec-2020	SPA SECURITIES LIMITED	NSE	1INZ00024	1 00 000.00	5 60 880.00
08-Dec-2020	SPA SECURITIES LIMITED	NSE	1INZ00024	1 00 000.00	5 83 630.00
SPA SECURITIES LIMITED TOTAL				13 00 000.00	73 08 510.00
29-Apr-2020	SUNIDHI SECURITIES & FINANCE LTD	BSE	1INZ00016	50 000.00	2 75 900.00
28-May-2020	SUNIDHI SECURITIES & FINANCE LTD	NSE	1INZ00016	1 00 000.00	4 35 300.00
10-Dec-2020	SUNIDHI SECURITIES & FINANCE LTD	NSE	1INZ00016	1 00 000.00	5 98 050.00
11-Dec-2020	SUNIDHI SECURITIES & FINANCE LTD	NSE	1INZ00016	1 00 000.00	6 60 800.00
14-Dec-2020	SUNIDHI SECURITIES & FINANCE LTD	NSE	1INZ00016	1 00 000.00	6 48 930.00
15-Dec-2020	SUNIDHI SECURITIES & FINANCE LTD	NSE	1INZ00016	1 00 000.00	6 58 200.00
SUNIDHI SECURITIES & FINANCE LTD TOTAL				5 50 000.00	32 77 180.00



IDBI Bank Ltd					
FINANCE AND ACCOUNTS DEPTT (Investment Cell)					
BROKER WISE SALE DETAILS					
DETAILS OF SALES DURING THE PERIOD FROM 21-Dec-2017 TO 18-Jan-2021					
REPORT DATE :19-Jan-2021					
Name of Company: BAJAJ HINDUSTHAN SUGAR LIMITED (EX-BAJAJ HINDUSTHAN LIMITED)					
Date	Name of Broker	Exchange	SEBI Registrati on No.	Shares Sold	Amount
14-Aug-2020	SYKES & RAY EQUITIES (I) LTD.	NSE	11NZ00019	1 00 000.00	5 86 220.00
28-Aug-2020	SYKES & RAY EQUITIES (I) LTD.	NSE	11NZ00019	1 00 000.00	5 94 960.00
21-Sep-2020	SYKES & RAY EQUITIES (I) LTD.	NSE	11NZ00019	1 00 000.00	5 20 860.00
09-Oct-2020	SYKES & RAY EQUITIES (I) LTD.	NSE	11NZ00019	1 00 000.00	4 88 940.00
SYKES & RAY EQUITIES (I) LTD. TOTAL				4 00 000.00	21 90 980.00
25-Jun-2020	TRUSTLINE SECURITIES LTD	NSE	11NZ00021	2 00 000.00	15 78 200.00
23-Sep-2020	TRUSTLINE SECURITIES LTD	NSE	11NZ00021	1 00 000.00	5 00 330.00
24-Sep-2020	TRUSTLINE SECURITIES LTD	NSE	11NZ00021	1 00 000.00	4 75 890.00
29-Sep-2020	TRUSTLINE SECURITIES LTD	NSE	11NZ00021	1 00 000.00	4 98 910.00
01-Oct-2020	TRUSTLINE SECURITIES LTD	NSE	11NZ00021	1 00 000.00	4 93 810.00
06-Oct-2020	TRUSTLINE SECURITIES LTD	NSE	11NZ00021	1 00 000.00	4 99 160.00
12-Oct-2020	TRUSTLINE SECURITIES LTD	NSE	11NZ00021	1 00 000.00	4 79 210.00
06-Nov-2020	TRUSTLINE SECURITIES LTD	NSE	11NZ00021	1 00 000.00	4 44 030.00
09-Nov-2020	TRUSTLINE SECURITIES LTD	NSE	11NZ00021	1 00 000.00	4 57 750.00
10-Nov-2020	TRUSTLINE SECURITIES LTD	NSE	11NZ00021	1 00 000.00	4 45 280.00
11-Nov-2020	TRUSTLINE SECURITIES LTD	NSE	11NZ00021	1 00 000.00	4 50 010.00
12-Nov-2020	TRUSTLINE SECURITIES LTD	NSE	11NZ00021	1 00 000.00	4 52 650.00
13-Nov-2020	TRUSTLINE SECURITIES LTD	NSE	11NZ00021	1 00 000.00	4 40 040.00
17-Nov-2020	TRUSTLINE SECURITIES LTD	NSE	11NZ00021	1 00 000.00	4 45 280.00
18-Nov-2020	TRUSTLINE SECURITIES LTD	NSE	11NZ00021	1 00 000.00	4 45 280.00
19-Nov-2020	TRUSTLINE SECURITIES LTD	NSE	11NZ00021	1 00 000.00	4 51 520.00
09-Dec-2020	TRUSTLINE SECURITIES LTD	NSE	11NZ00021	1 00 000.00	5 78 740.00
TRUSTLINE SECURITIES LTD TOTAL				18 00 000.00	91 36 090.00
16-Apr-2020	VENTURA SECURITIES LTD.	NSE	11NZ00019	50 000.00	1 82 105.00
03-Dec-2020	VENTURA SECURITIES LTD.	NSE	11NZ00019	1 00 000.00	5 53 800.00
04-Dec-2020	VENTURA SECURITIES LTD.	NSE	11NZ00019	1 00 000.00	5 56 020.00
07-Jan-2021	VENTURA SECURITIES LTD.	NSE	11NZ00019	3 00 000.00	21 29 520.00
08-Jan-2021	VENTURA SECURITIES LTD.	NSE	11NZ00019	1 00 000.00	6 91 000.00
VENTURA SECURITIES LTD. TOTAL				6 50 000.00	41 12 445.00
06-Mar-2020	WALLFORT FINANCIAL SERVICES	NSE	11NZ00023	6 00 000.00	21 36 540.00
09-Mar-2020	WALLFORT FINANCIAL SERVICES	NSE	11NZ00023	1 00 000.00	3 60 720.00
11-Mar-2020	WALLFORT FINANCIAL SERVICES	NSE	11NZ00023	1 00 000.00	3 98 750.00
12-Mar-2020	WALLFORT FINANCIAL SERVICES	NSE	11NZ00023	1 00 000.00	3 66 740.00
16-Mar-2020	WALLFORT FINANCIAL SERVICES	NSE	11NZ00023	1 00 000.00	3 66 020.00
17-Mar-2020	WALLFORT FINANCIAL SERVICES	NSE	11NZ00023	1 00 000.00	3 61 970.00
18-Mar-2020	WALLFORT FINANCIAL SERVICES	NSE	11NZ00023	30 245.00	1 06 150.88
20-Mar-2020	WALLFORT FINANCIAL SERVICES	NSE	11NZ00023	50 000.00	1 42 190.00
30-Mar-2020	WALLFORT FINANCIAL SERVICES	NSE	11NZ00023	50 000.00	1 27 225.00
03-Apr-2020	WALLFORT FINANCIAL SERVICES	NSE	11NZ00023	50 000.00	1 42 190.00
WALLFORT FINANCIAL SERVICES TOTAL				12 80 245.00	45 08 495.88
GRAND TOTAL				2 72 17 673.00	15 84 95 131.28

