

Shree Labh Lakshmi Capital Services Pvt. Ltd.

Corp. Office: 303, Himland House, D-5, Karampura Commercial Complex,

New Delhi-110015

CIN NO. U74899PB1994PTC052206

E-mail: gopaltg@gmail.com

6th January, 2022

Listing Department
BSE Ltd.
Phiroze Jeejeebhoy Towers
Dalal Street
Mumbai – 400001

Listing Department
National Stock Exchange of India Ltd
Exchange Plaza, 5th Floor, Plot No. C/1
G Block, Bandra-Kurla Complex,
Bandra (E), Mumbai - 400051

Company Code : 506022

Company Symbol : PRAKASH

Sub : Disclosure under Regulation 31 read with Regulation 28(3) reason for release /
encumbrance of Securities and Exchange Board of India (Substantial
Acquisition of Shares and Takeovers) Regulations, 2011

Dear Sir,

In terms of the provisions of Regulation 31 of the SEBI (Substantial Acquisition of Shares and Takeovers) Regulations, 2011 read with Regulation 28(3) regarding reasons for release / encumbrance. We, being Promoter group of Prakash Industries Limited hereby enclosing the details of pledged shares of Prakash Industries Limited held by us in the prescribed formats.

This is for your information and record please.

Thanking you,

Yours faithfully,

For **Shree Labh Lakshmi Capital Services Private Limited**



Authorised Signatory

Encl : (3) as above

CC To :

Prakash Industries Ltd.
15 Km. Stone, Delhi Road,
Hissar – 125044

Disclosure by the Promoter(s) to the stock exchanges and to the Target Company for encumbrance of shares / invocation of encumbrance/ release of encumbrance, in terms of Regulation 31(1) and 31(2) of SEBI (Substantial Acquisition of Shares and Takeovers) Regulation, 2011

Name of the Target Company(TC)		PRAKASH INDUSTRIES LIMITED												
Names of the Stock Exchanges where the shares of the target company are listed		BSE Ltd. & National Stock Exchange of India Ltd.												
Date of reporting		06 January, 2022												
Name of the promoter or PAC on whose shares encumbrance has been created/ released/invoked		SHREE LABH LAKSHMI CAPITAL SERVICES PVT LTD												
Details of the creation of encumbrance :														
Name of the promoter(s) or PACs with whom		Promoter holding in the target company (1)				Promoter holding already encumbered (2)				Details of events pertaining to encumbrance (3)				
		No. of shares	% of total share capital	No. of shares	% of total share capital	Type event (creation/ release/ invocation)	Date of creation/ invocation/ release of encumbrance	Type of encumbrance (pledge/ lien/ release of non disposal undertaking/ others)	Reasons for encumbrance	No. shares	% of total share capital	Name of the entity in whose favour shares encumbered	No. shares	% of total share capital
SHREE LABH LAKSHMI CAPITAL SERVICES PVT LTD *		2311471	1.29	2256871	1.26	Release	05.01.2022	Pledge	Third Party Pledge	834000	-0.47	Virtue Financial Services Pvt. Ltd.	1422871	0.79
SHREE LABH LAKSHMI CAPITAL SERVICES PVT LTD *		2311471	1.29	1422871	0.79	Creation	05.01.2022	Pledge	Third Party Pledge	834000	0.47	Virtue Financial Services Pvt. Ltd.	2256871	1.26

For SHREE LABH LAKSHMI CAPITAL SERVICES PVT LTD.

Authorized Signatory

Place : New Delhi
Date : 06.01.2022

* The details of encumbrances of residual promoters as on 22.12.2021 enclosed herewith as Annexure 1 is an extract of the data available of the Target Company

PRAKASH INDUSTRIES LIMITED
Details of encumbrance of residual promoters as on 22.12.2021

Sr. No.	Name of the Shareholder	Total shares held		Shares pledged or otherwise encumbered	
		No. of shares held	As a % of total share capital	No. of shares held	As a % of total share capital
1	SHRI V.P. AGARWAL	16268907	9.08	0	0.00
2	V.P. AGARWAL (HUF)	2208644	1.23	229389	0.13
3	SMT. MOHINI AGARWAL	1019856	0.57	1019856	0.57
4	SHRI VIKRAM AGARWAL	406500	0.23	406500	0.23
5	SHRI KANHA AGARWAL	18540	0.01	18540	0.01
6	AIRCON TRADEX PVT. LTD.	96000	0.05	96000	0.05
7	AMBROSIA COMMERCE PVT. LTD.	1936500	1.08	1936500	1.08
8	DHRUV COMMERCE PVT. LTD.	300500	0.17	300500	0.17
9	ESSENTIAL ELECTRONICS PVT. LTD.	597300	0.33	597300	0.33
10	EVERSHINE MERCANTILE PVT. LTD.	1621700	0.91	1621700	0.91
11	EXCEL FINCAP PVT. LTD.	102135	0.06	102100	0.06
12	FOCUS SECURITIES & CREDITS PVT. LTD.	1460000	0.82	1460000	0.82
13	FOUR WINGS MARKETING PVT. LTD.	101700	0.06	101700	0.06
14	GMK BUILDERS PVT. LTD.	8164800	4.56	5104650	2.85
15	GOEL CONTAINERS PVT. LTD.	1378682	0.77	1278682	0.71
16	HISSAR TUBES PVT. LTD.	700000	0.39	700000	0.39
17	HI-TECH MERCANTILE (INDIA) PVT. LTD.	2720695	1.52	2720695	1.52
18	NEW ERA COMMERCE & SECURITIES PVT. LTD.	215985	0.12	215900	0.12
19	OCEAN ISPAT PVT. LTD.	300000	0.17	300000	0.17
20	PAREEK OVERSEAS PVT. LTD.	623060	0.35	392618	0.22
21	PRAKASH CAPITAL SERVICES LTD.	1508467	0.84	1508400	0.84
22	PRAKASH INDUSTRIAL FINANCE LTD.	904950	0.51	890950	0.50
23	PREMIER FINCAP PVT. LTD.	767000	0.43	767000	0.43
24	PRIMENET GLOBAL LTD.	2470500	1.38	2470500	1.38
25	PRIME MERCANTILE PVT. LTD.	3701470	2.07	1460200	0.82
26	PROSPERO SECURITIES PVT. LTD.	515800	0.29	515800	0.29
27	ROURKELA STEEL PVT. LTD.	790633	0.44	790633	0.44
28	SAMYAK SECURITIES PVT. LTD.	1500000	0.84	1500000	0.84
29	STYLE LEASING & FINANCE PVT. LTD.	1114400	0.62	1114400	0.62
30	SUNVIN TRADING & INVESTMENT PVT. LTD.	242312	0.14	242312	0.14
31	TECHDRIVE SOFTWARE LTD	562550	0.31	0	0.00
32	TOOLS INDIA PVT. LTD.	900900	0.50	900900	0.50
33	UNITY MERCANTILE PVT. LTD.	251575	0.14	251500	0.14
34	VANSHI FARMS PVT. LTD.	3157900	1.76	3157900	1.76
35	VISION MERCANTILE PVT. LTD.	1866754	1.04	1866700	1.04
36	WELTER SECURITIES LTD.	5006666	2.80	2576600	1.44
37	CHAIBASA STEEL LLP	250000	0.14	250000	0.14
38	DHRUV COMMERCE LLP	1481000	0.83	574000	0.32
39	ESSENTIAL ELECTRONICS LLP	302100	0.17	302100	0.17
40	EVERSHINE MERCANTILE LLP	300000	0.17	300000	0.17
41	FOUR WINGS MARKETING LLP	300000	0.17	300000	0.17
42	HISSAR TUBES LLP	650012	0.36	650012	0.36
43	PREMIER FINCAP LLP	476480	0.27	476480	0.27
44	ROURKELA STEEL LLP	636500	0.36	0	0.00
45	SHIKHA MERCANTILE LLP	70600	0.04	70600	0.04
46	SPRING MERCANTILE LLP	500	0.00	0	0.00
47	SUNVIN TRADING & INVESTMENT LLP	1007688	0.56	925000	0.52
48	SUVARNA MARKETING LLP	95000	0.05	95000	0.05
	TOTAL	71073261	39.69	42559617	23.77

Annexure - II

Format for disclosure of reasons for encumbrance

(In addition to Annexure - I prescribed by way of circular dated August 05, 2015)

Name of listed Company	Prakash Industries Limited
Name of the recognised stock exchanges where the shares of the company are listed	BSE Ltd. & National Stock Exchange of India Ltd.
Name of the promoter(s) / PACs whose shares have been encumbered	Shree Labh Lakshmi Capital Services Pvt. Ltd. alongwith PACs (as per list enclosed)
Total promoter shareholding in the listed company	No. of shares – 73384732
Encumbered shares as a % of promoter shareholding	44816488 (61.07%)
Whether encumbered share is 50% or more of promoter shareholding	Yes
Whether encumbered share is 20% or more of total share capital	Yes (25.02%) of total share capital

Details of all the existing events/ agreements pertaining to encumbrance

		Encumbrance Date of release and again creation of encumbrance: 01.01.2022 to 05.01.2022
Type of encumbrance (pledge, lien, negative lien, non-disposal undertaking etc. or any other covenant, transaction, condition or arrangement in the nature of encumbrance)		Pledge
No. and % of shares encumbered		No. of shares: 5520442 % of total share capital: 3.08%
Specific details about the encumbrance	Name of the entity in whose favour shares encumbered (X)	Virtue Financial Services Pvt. Ltd.
	Whether the entity X is a scheduled commercial bank, public financial institution, NBFC or housing finance company? If No, provide the nature of the business of the entity.	Non-banking Finance Company
	Names of all other entities in the agreement	Listed company and its group companies (if any) – Prakash Industries Limited, Promoter and Promoter Group Companies (as mentioned above) Other entities (if any) – Not Applicable
	Whether the encumbrance is relating to any debt instruments viz. debenture, commercial paper, certificate of deposit etc.? If yes, provide details about the instrument, including credit rating	No
Security Cover / Asset Cover	Value of shares on the date of event / agreement (A)	Rs.30.03 Crores
	Amount involved (against which shares have been encumbered) (B)	Rs.15.01 Crores
	Ratio of A / B	2.00
End use of money	Borrowed amount to be utilized for what purpose –	
	(a) Personal use by promoters and PACs	No
	(b) For the benefit of listed company	Yes
	Provide details including amount, purpose of raising money by listed company, schedule for utilization of amount, repayment schedule etc.	Renew of existing loan agreement for further one year, no additional shares are pledged
	(a) Any other reason (please specify)	Nil



Signature of Authorised Signatory

Place: New Delhi

Date: 06.01.2022

WELTER SECURITIES LIMITED

Corp. Office: 303, Himland House, D-5, Karampura Commercial Complex, New Delhi – 110015

CIN: L65993WB1990PLC048314

E-mail: gopaltg@gmail.com

6th January, 2022

Listing Department
BSE Ltd.
Phiroze Jeejeebhoy Towers
Dalal Street
Mumbai – 400001

Listing Department
National Stock Exchange of India Ltd
Exchange Plaza, 5th Floor, Plot No. C/1
G Block, Bandra-Kurla Complex,
Bandra (E), Mumbai - 400051

Company Code : 506022

Company Symbol : PRAKASH

Sub : **Disclosure under Regulation 31 of Securities and Exchange Board of India
(Substantial Acquisition of Shares and Takeovers) Regulations, 2011**

Dear Sir,

In terms of the provisions of Regulation 31 of the SEBI (Substantial Acquisition of Shares and Takeovers) Regulations, 2011, we being Promoter group of Prakash Industries Limited hereby enclosing the details of pledged shares of Prakash Industries Limited held by us in the prescribed format.

This is for your information and record please.

Thanking you,

Yours faithfully,
For **Welter Securities Limited**



Authorised Signatory

Encl : (2) as above

CC To :

Prakash Industries Ltd.
15 Km. Stone, Delhi Road,
Hissar – 125044

Disclosure by the Promoter(s) to the stock exchanges and to the Target Company for encumbrance of shares / invocation of encumbrance/ release of encumbrance, in terms of Regulation 31(1) and 31(2) of SEBI (Substantial Acquisition of Shares and Takeovers) Regulation, 2011

Name of the Target Company(TC)										PRAKASH INDUSTRIES LIMITED																																																						
Names of the Stock Exchanges where the shares of the target company are listed										BSE Ltd. & National Stock Exchange of India Ltd.																																																						
Date of reporting										06 January 2022																																																						
Name of the promoter or PAC on whose shares encumbrance has been created/ released/invoked										Welter Securities Ltd																																																						
Details of the creation of encumbrance :																																																																
Name of the promoter(s) or PACs with him										Details of events pertaining to encumbrance (3)																																																						
Promoter holding already encumbered (2)					Promoter holding in the target company (1)					Type of encumbrance (creation/ release/ invocation)					Type of encumbrance (pledge/ lien/ release of non disposal undetaking/ others)					Reasons for encumbrance					No. of shares for shares					% of total share capital					Name of the entity in whose favour shares encumbered					No. of shares					% of total share capital					Post event holding of encumbered shares														
No. of shares					% of total share capital					No. of shares					% of total share capital					Date of creation/ invocation					Type of encumbrance (pledge/ lien/ release of non disposal undetaking/ others)					Reasons for encumbrance					No. of shares					% of total share capital					Name of the entity in whose favour shares encumbered					No. of shares					% of total share capital									
5006666					2.80					2576600					1.44					Release					05.01.2022					Pledge					Third Party Pledge					-415000					-0.23					Virtue Financial Services Pvt. Ltd.					2161600					1.21				
5006666					2.80					2161600					1.21					Creation					05.01.2022					Pledge					Third Party Pledge					415000					0.23					Virtue Financial Services Pvt. Ltd.					2576600					1.44				

for Welter Securities Ltd


Authorised Signatory

Place : New Delhi
Date : 06.01.2022

* The details of encumbrances of residual promoters as on 22.12.2021 enclosed herewith as Annexure 1 is an extract of the data available of the Target Company

PRAKASH INDUSTRIES LIMITED
Details of encumbrance of residual promoters as on 22.12.2021

Sr. No.	Name of the Shareholder	Total shares held		Shares pledged or otherwise encumbered	
		No. of shares held	As a % of total share capital	No. of shares held	As a % of total share capital
1	SHRI V.P. AGARWAL	16268907	9.08	0	0.00
2	V.P. AGARWAL (HUF)	2208644	1.23	229389	0.13
3	SMT. MOHINI AGARWAL	1019856	0.57	1019856	0.57
4	SHRI VIKRAM AGARWAL	406500	0.23	406500	0.23
5	SHRI KANHA AGARWAL	18540	0.01	18540	0.01
6	AIRCON TRADEX PVT. LTD.	96000	0.05	96000	0.05
7	AMBROSIA COMMERCE PVT. LTD.	1936500	1.08	1936500	1.08
8	DHRUV COMMERCE PVT. LTD.	300500	0.17	300500	0.17
9	ESSENTIAL ELECTRONICS PVT. LTD.	597300	0.33	597300	0.33
10	EVERSHINE MERCANTILE PVT. LTD.	1621700	0.91	1621700	0.91
11	EXCEL FINCAP PVT. LTD.	102135	0.06	102100	0.06
12	FOCUS SECURITIES & CREDITS PVT. LTD.	1460000	0.82	1460000	0.82
13	FOUR WINGS MARKETING PVT. LTD.	101700	0.06	101700	0.06
14	GMK BUILDERS PVT. LTD.	8164800	4.56	5104650	2.85
15	GOEL CONTAINERS PVT. LTD.	1378682	0.77	1278682	0.71
16	HISSAR TUBES PVT. LTD.	700000	0.39	700000	0.39
17	HI-TECH MERCANTILE (INDIA) PVT. LTD.	2720695	1.52	2720695	1.52
18	NEW ERA COMMERCE & SECURITIES PVT. LTD.	215985	0.12	215900	0.12
19	OCEAN ISPAT PVT. LTD.	300000	0.17	300000	0.17
20	PAREEK OVERSEAS PVT. LTD.	623060	0.35	392618	0.22
21	PRAKASH CAPITAL SERVICES LTD.	1508467	0.84	1508400	0.84
22	PRAKASH INDUSTRIAL FINANCE LTD.	904950	0.51	890950	0.50
23	PREMIER FINCAP PVT. LTD.	767000	0.43	767000	0.43
24	PRIMENET GLOBAL LTD.	2470500	1.38	2470500	1.38
25	PRIME MERCANTILE PVT. LTD.	3701470	2.07	1460200	0.82
26	PROSPERO SECURITIES PVT. LTD.	515800	0.29	515800	0.29
27	ROURKELA STEEL PVT. LTD.	790633	0.44	790633	0.44
28	SAMYAK SECURITIES PVT. LTD.	1500000	0.84	1500000	0.84
29	SHREE LABH LAKSHMI CAPITAL SERVICES PVT. LTD.	2311471	1.29	2256871	1.26
30	STYLE LEASING & FINANCE PVT. LTD.	1114400	0.62	1114400	0.62
31	SUNVIN TRADING & INVESTMENT PVT. LTD.	242312	0.14	242312	0.14
32	TECHDRIVE SOFTWARE LTD	562550	0.31	0	0.00
33	TOOLS INDIA PVT. LTD.	900900	0.50	900900	0.50
34	UNITY MERCANTILE PVT. LTD.	251575	0.14	251500	0.14
35	VANSHI FARMS PVT. LTD.	3157900	1.76	3157900	1.76
36	VISION MERCANTILE PVT. LTD.	1866754	1.04	1866700	1.04
37	CHAIBASA STEEL LLP	250000	0.14	250000	0.14
38	DHRUV COMMERCE LLP	1481000	0.83	574000	0.32
39	ESSENTIAL ELECTRONICS LLP	302100	0.17	302100	0.17
40	EVERSHINE MERCANTILE LLP	300000	0.17	300000	0.17
41	FOUR WINGS MARKETING LLP	300000	0.17	300000	0.17
42	HISSAR TUBES LLP	650012	0.36	650012	0.36
43	PREMIER FINCAP LLP	476480	0.27	476480	0.27
44	ROURKELA STEEL LLP	636500	0.36	0	0.00
45	SHIKHA MERCANTILE LLP	70600	0.04	70600	0.04
46	SPRING MERCANTILE LLP	500	0.00	0	0.00
47	SUNVIN TRADING & INVESTMENT LLP	1007688	0.56	925000	0.52
48	SUVARNA MARKETING LLP	95000	0.05	95000	0.05
	TOTAL	68378066	38.18	42239888	23.59

Asst

Ambrosia Commerce Private Limited

Regd. Office : N, 3rd Floor, Old Delhi Road, Golden Jublee Plaza, Gurgaon-122001

CIN: U74899HR1994PTC041364

E-mail: nkchaturvedi1960@gmail.com

6th January, 2022

Listing Department
BSE Ltd.
Phiroze Jeejeebhoy Towers
Dalal Street
Mumbai – 400001

Listing Department
National Stock Exchange of India Ltd
Exchange Plaza, 5th Floor, Plot No. C/1
G Block, Bandra-Kurla Complex,
Bandra (E), Mumbai - 400051

Company Code : 506022

Company Symbol : PRAKASH

Sub : **Disclosure under Regulation 31 of Securities and Exchange Board of India
(Substantial Acquisition of Shares and Takeovers) Regulations, 2011**

Dear Sir,

In terms of the provisions of Regulation 31 of the SEBI (Substantial Acquisition of Shares and Takeovers) Regulations, 2011, we being Promoter group of Prakash Industries Limited hereby enclosing the details of pledged shares of Prakash Industries Limited held by us in the prescribed format.

This is for your information and record please.

Thanking you,

Yours faithfully,
For **Ambrosia Commerce Private Limited**



Authorised Signatory

Encl : (2) as above

CC To :

Prakash Industries Ltd.
15 Km. Stone, Delhi Road,
Hissar – 125044

Disclosure by the Promoter(s) to the stock exchanges and to the Target Company for encumbrance of shares / invocation of encumbrance/ release of encumbrance, in terms of Regulation 31(1) and 31(2) of SEBI (Substantial Acquisition of Shares and Takeovers) Regulation, 2011

Name of the Target Company(TC)										PRAKASH INDUSTRIES LIMITED									
Names of the Stock Exchanges where the shares of the target company are listed										BSE Ltd. & National Stock Exchange of India Ltd.									
Date of reporting										06 January 2022									
Name of the promoter or PAC on whose shares encumbrance has been created/ released/invoked										Ambrosia Commerce Pvt Ltd									
Details of the creation of encumbrance :																			
Name of the promoter(s) or PACs with him										Details of events pertaining to encumbrance (3)									
Promoter holding in the target company (1)					Promoter holding already encumbered (2)					Details of events pertaining to encumbrance (3)									
No. of shares	% of total share capital	No. of shares	% of total share capital	Type of creation/ release/ invocation	Date of creation/ invocation/ release of encumbrance	Type of encumbrance (pledge/ lien/ non disposal/ undetaking/ others)	Reasons for encumbrance	No. of shares	% of total share capital	No. of shares	% of total share capital	Name of the entity in whose favour shares encumbered	No. of shares	% of total share capital	No. of shares	% of total share capital			
1936500	1.08	1936500	1.08	Release	01.01.2022	Pledge	Third Party Pledge	-561500	-0.31	1375000	1.08	Virtue Financial Services Pvt Ltd	1375000	0.77					
1936500	1.08	1375000	0.77	Creation	01.01.2022	Pledge	Third Party Pledge	561500	0.31	1936500	1.08	Virtue Financial Services Pvt Ltd	1936500	1.08					

for Ambrosia Commerce Pvt Ltd


Authorized Signatory

Place : Gurgaon
Date : 06.01.2022

* The details of encumbrances of residual promoters as on 22.12.2021 enclosed herewith as Annexure 1 is an extract of the data available of the Target Company

PRAKASH INDUSTRIES LIMITED
Details of encumbrance of residual promoters as on 22.12.2021

Sr. No.	Name of the Shareholder	Total shares held		Shares pledged or otherwise encumbered	
		No. of shares held	As a % of total share capital	No. of shares held	As a % of total share capital
1	SHRI V.P. AGARWAL	16268907	9.08	0	0.00
2	V.P. AGARWAL (HUF)	2208644	1.23	229389	0.13
3	SMT. MOHINI AGARWAL	1019856	0.57	1019856	0.57
4	SHRI VIKRAM AGARWAL	406500	0.23	406500	0.23
5	SHRI KANHA AGARWAL	18540	0.01	18540	0.01
6	AIRCON TRADEX PVT. LTD.	96000	0.05	96000	0.05
7	DHRUV COMMERCE PVT. LTD.	300500	0.17	300500	0.17
8	ESSENTIAL ELECTRONICS PVT. LTD.	597300	0.33	597300	0.33
9	EVERSHINE MERCANTILE PVT. LTD.	1621700	0.91	1621700	0.91
10	EXCEL FINCAP PVT. LTD.	102135	0.06	102100	0.06
11	FOCUS SECURITIES & CREDITS PVT. LTD.	1460000	0.82	1460000	0.82
12	FOUR WINGS MARKETING PVT. LTD.	101700	0.06	101700	0.06
13	GMK BUILDERS PVT. LTD.	8164800	4.56	5104650	2.85
14	GOEL CONTAINERS PVT. LTD.	1378682	0.77	1278682	0.71
15	HISSAR TUBES PVT. LTD.	700000	0.39	700000	0.39
16	HI-TECH MERCANTILE (INDIA) PVT. LTD.	2720695	1.52	2720695	1.52
17	NEW ERA COMMERCE & SECURITIES PVT. LTD.	215985	0.12	215900	0.12
18	OCEAN ISPAT PVT. LTD.	300000	0.17	300000	0.17
19	PAREEK OVERSEAS PVT. LTD.	623060	0.35	392618	0.22
20	PRAKASH CAPITAL SERVICES LTD.	1508467	0.84	1508400	0.84
21	PRAKASH INDUSTRIAL FINANCE LTD.	904950	0.51	890950	0.50
22	PREMIER FINCAP PVT. LTD.	767000	0.43	767000	0.43
23	PRIMENET GLOBAL LTD.	2470500	1.38	2470500	1.38
24	PRIME MERCANTILE PVT. LTD.	3701470	2.07	1460200	0.82
25	PROSPERO SECURITIES PVT. LTD.	515800	0.29	515800	0.29
26	ROURKELA STEEL PVT. LTD.	790633	0.44	790633	0.44
27	SAMYAK SECURITIES PVT. LTD	1500000	0.84	1500000	0.84
28	SHREE LABH LAKSHMI CAPITAL SERVICES PVT. LTD.	2311471	1.29	2256871	1.26
29	STYLE LEASING & FINANCE PVT. LTD.	1114400	0.62	1114400	0.62
30	SUNVIN TRADING & INVESTMENT PVT. LTD.	242312	0.14	242312	0.14
31	TECHDRIVE SOFTWARE LTD	562550	0.31	0	0.00
32	TOOLS INDIA PVT. LTD.	900900	0.50	900900	0.50
33	UNITY MERCANTILE PVT. LTD.	251575	0.14	251500	0.14
34	VANSHI FARMS PVT. LTD.	3157900	1.76	3157900	1.76
35	VISION MERCANTILE PVT. LTD.	1866754	1.04	1866700	1.04
36	WELTER SECURITIES LTD.	5006666	2.80	2576600	1.44
37	CHAIBASA STEEL LLP	250000	0.14	250000	0.14
38	DHRUV COMMERCE LLP	1481000	0.83	574000	0.32
39	ESSENTIAL ELECTRONICS LLP	302100	0.17	302100	0.17
40	EVERSHINE MERCANTILE LLP	300000	0.17	300000	0.17
41	FOUR WINGS MARKETING LLP	300000	0.17	300000	0.17
42	HISSAR TUBES LLP	650012	0.36	650012	0.36
43	PREMIER FINCAP LLP	476480	0.27	476480	0.27
44	ROURKELA STEEL LLP	636500	0.36	0	0.00
45	SHIKHA MERCANTILE LLP	70600	0.04	70600	0.04
46	SPRING MERCANTILE LLP	500	0.00	0	0.00
47	SUNVIN TRADING & INVESTMENT LLP	1007688	0.56	925000	0.52
48	SUVARNA MARKETING LLP	95000	0.05	95000	0.05
TOTAL		71448232	39.90	42879988	23.94

SHIKHA MERCANTILE LLP

(Formerly known as SHIKHA MERCANTILE PVT.LTD.)

Regd. Office : 303, Himland House, D-5, Karampura Commercial Complex,
New Delhi - 110015.

LLPIN : AAM-3372

6th January, 2022

Listing Department
BSE Ltd.
Phiroze Jeejeebhoy Towers
Dalal Street
Mumbai - 400001

Listing Department
National Stock Exchange of India Ltd
Exchange Plaza, 5th Floor, Plot No. C/1
G Block, Bandra-Kurla Complex,
Bandra (E), Mumbai - 400051

Company Code : 506022

Company Symbol : PRAKASH

Sub : **Disclosure under Regulation 31 of Securities and Exchange Board of India
(Substantial Acquisition of Shares and Takeovers) Regulations, 2011**

Dear Sir,

In terms of the provisions of Regulation 31 of the SEBI (Substantial Acquisition of Shares and Takeovers) Regulations, 2011, we being Promoter group of Prakash Industries Limited hereby enclosing the details of pledged shares of Prakash Industries Limited held by us in the prescribed format.

This is for your information and record please.

Thanking you,

Yours faithfully,
For **Shikha Mercantile LLP**



Authorised Signatory

Encl : (2) as above

CC To :

Prakash Industries Ltd.
15 Km. Stone, Delhi Road,
Hissar - 125044

Disclosure by the Promoter(s) to the stock exchanges and to the Target Company for encumbrance of shares / invocation of encumbrance / release of encumbrance, in terms of Regulation 31(1) and 31(2) of SEBI (Substantial Acquisition of Shares and Takeovers) Regulation, 2011

Name of the Target Company(TC)		PRAKASH INDUSTRIES LIMITED											
Names of the Stock Exchanges where the shares of the target company are listed		BSE Ltd. & National Stock Exchange of India Ltd.											
Date of reporting		06 January 2022											
Name of the promoter or PAC on whose shares encumbrance has been created/ released/invoked		Shikha Mercantile LLP											
Details of the creation of encumbrance :													
Name of the promoter(s) or PACs with him	Promoter holding in the target company (1)		Promoter holding already encumbered (2)		Details of events pertaining to encumbrance (3)							Post event holding of encumbered shares	
	No. of shares	% of total share capital	No. of shares	% of total share capital	Type of event (creation/ release/ invocation)	Date of creation/ release/ invocation	Type of encumbrance (pledge/ lien/ release of non disposal undetaking/ others)	Reasons for encumbrance	No. of shares	% of total share capital	Name of the entity in whose favour shares encumbered		No. of shares
Shikha Mercantile LLP	70600	0.04	70600	0.04	Release	04.01.2022	Pledge	Third Party Pledge	-70600	-0.04	Virtue Financial Services Pvt Ltd	0	0.00
Shikha Mercantile LLP	70600	0.04	0	0.00	Creation	04.01.2022	Pledge	Third Party Pledge	70600	0.04	Virtue Financial Services Pvt Ltd	70600	0.04

for Shikha Mercantile LLP


Authorized Signatory

Place : Gurgaon

Date : 06.01.2022

* The details of encumbrances of residual promoters as on 22.12.2021 enclosed herewith as Annexure 1 is an extract of the data available of the Target Company

PRAKASH INDUSTRIES LIMITED
Details of encumbrance of residual promoters as on 22.12.2021

Sr. No.	Name of the Shareholder	Total shares held		Shares pledged or otherwise encumbered	
		No. of shares held	As a % of total share capital	No. of shares held	As a % of total share capital
1	SHRI V.P. AGARWAL	16268907	9.08	0	0.00
2	V.P. AGARWAL (HUF)	2208644	1.23	229389	0.13
3	SMT. MOHINI AGARWAL	1019856	0.57	1019856	0.57
4	SHRI VIKRAM AGARWAL	406500	0.23	406500	0.23
5	SHRI KANHA AGARWAL	18540	0.01	18540	0.01
6	AIRCON TRADEX PVT. LTD.	96000	0.05	96000	0.05
7	AMBROSIA COMMERCE PVT. LTD.	1936500	1.08	1936500	1.08
8	DHRUV COMMERCE PVT. LTD.	300500	0.17	300500	0.17
9	ESSENTIAL ELECTRONICS PVT. LTD.	597300	0.33	597300	0.33
10	EVERSHINE MERCANTILE PVT. LTD.	1621700	0.91	1621700	0.91
11	EXCEL FINCAP PVT. LTD.	102135	0.06	102100	0.06
12	FOCUS SECURITIES & CREDITS PVT. LTD.	1460000	0.82	1460000	0.82
13	FOUR WINGS MARKETING PVT. LTD.	101700	0.06	101700	0.06
14	GMK BUILDERS PVT. LTD.	8164800	4.56	5104650	2.85
15	GOEL CONTAINERS PVT. LTD.	1378682	0.77	1278682	0.71
16	HISSAR TUBES PVT. LTD.	700000	0.39	700000	0.39
17	HI-TECH MERCANTILE (INDIA) PVT. LTD.	2720695	1.52	2720695	1.52
18	NEW ERA COMMERCE & SECURITIES PVT. LTD.	215985	0.12	215900	0.12
19	OCEAN ISPAT PVT. LTD.	300000	0.17	300000	0.17
20	PAREEK OVERSEAS PVT. LTD.	623060	0.35	392618	0.22
21	PRAKASH CAPITAL SERVICES LTD.	1508467	0.84	1508400	0.84
22	PRAKASH INDUSTRIAL FINANCE LTD.	904950	0.51	890950	0.50
23	PREMIER FINCAP PVT. LTD.	767000	0.43	767000	0.43
24	PRIMENET GLOBAL LTD.	2470500	1.38	2470500	1.38
25	PRIME MERCANTILE PVT. LTD.	3701470	2.07	1460200	0.82
26	PROSPERO SECURITIES PVT. LTD.	515800	0.29	515800	0.29
27	ROURKELA STEEL PVT. LTD.	790633	0.44	790633	0.44
28	SAMYAK SECURITIES PVT. LTD.	1500000	0.84	1500000	0.84
29	SHREE LABH LAKSHMI CAPITAL SERVICES PVT. LTD.	2311471	1.29	2256871	1.26
30	STYLE LEASING & FINANCE PVT. LTD.	1114400	0.62	1114400	0.62
31	SUNVIN TRADING & INVESTMENT PVT. LTD.	242312	0.14	242312	0.14
32	TECHDRIVE SOFTWARE LTD	562550	0.31	0	0.00
33	TOOLS INDIA PVT. LTD.	900900	0.50	900900	0.50
34	UNITY MERCANTILE PVT. LTD.	251575	0.14	251500	0.14
35	VANSHI FARMS PVT. LTD.	3157900	1.76	3157900	1.76
36	VISION MERCANTILE PVT. LTD.	1866754	1.04	1866700	1.04
37	WELTER SECURITIES LTD.	5006666	2.80	2576600	1.44
38	CHAIBASA STEEL LLP	250000	0.14	250000	0.14
39	DHRUV COMMERCE LLP	1481000	0.83	574000	0.32
40	ESSENTIAL ELECTRONICS LLP	302100	0.17	302100	0.17
41	EVERSHINE MERCANTILE LLP	300000	0.17	300000	0.17
42	FOUR WINGS MARKETING LLP	300000	0.17	300000	0.17
43	HISSAR TUBES LLP	650012	0.36	650012	0.36
44	PREMIER FINCAP LLP	476480	0.27	476480	0.27
45	ROURKELA STEEL LLP	636500	0.36	0	0.00
46	SPRING MERCANTILE LLP	500	0.00	0	0.00
47	SUNVIN TRADING & INVESTMENT LLP	1007688	0.56	925000	0.52
48	SUVARNA MARKETING LLP	95000	0.05	95000	0.05
TOTAL		73314132	40.94	44745888	24.99

ESSENTIAL ELECTRONICS LLP

(Formerly Essential Electronics Pvt. Ltd.)

Regd. Off. : 303, Himland house, D-5, Karampura Commercial Complex, NEW DELHI-110015

LLPIN: AAM-4824

Email ID: GOPALIG@GMAIL.COM

6th January, 2022

Listing Department
BSE Ltd.
Phiroze Jeejeebhoy Towers
Dalal Street
Mumbai – 400001

Listing Department
National Stock Exchange of India Ltd
Exchange Plaza, 5th Floor, Plot No. C/1
G Block, Bandra-Kurla Complex,
Bandra (E), Mumbai - 400051

Company Code : 506022

Company Symbol : PRAKASH

Sub : **Disclosure under Regulation 31 of Securities and Exchange Board of India
(Substantial Acquisition of Shares and Takeovers) Regulations, 2011**

Dear Sir,

In terms of the provisions of Regulation 31 of the SEBI (Substantial Acquisition of Shares and Takeovers) Regulations, 2011, we being Promoter group of Prakash Industries Limited hereby enclosing the details of pledged shares of Prakash Industries Limited held by us in the prescribed format.

This is for your information and record please.

Thanking you,

Yours faithfully,
For **Essential Electronics LLP**



Authorised Signatory

Encl : (2) as above

CC To :

Prakash Industries Ltd.
15 Km. Stone, Delhi Road,
Hissar – 125044

Disclosure by the Promoter(s) to the stock exchanges and to the Target Company for encumbrance of shares / invocation of encumbrance/ release of encumbrance, in terms of Regulation 31(1) and 31(2) of SEBI (Substantial Acquisition of Shares and Takeovers) Regulation, 2011

Name of the Target Company(TC)		PRAKASH INDUSTRIES LIMITED											
Names of the Stock Exchanges where the shares of the target company are listed		BSE Ltd. & National Stock Exchange of India Ltd.											
Date of reporting		06 January 2022											
Name of the promoter or PAC on whose shares encumbrance has been created/ released/invoked		Essential Electronics LLP											
Details of the creation of encumbrance :													
Name of the promoter(s) or PACs with him	Promoter holding in the target company (1)		Promoter holding already encumbered (2)		Details of events pertaining to encumbrance (3)					Post event holding of encumbered shares			
	No. of shares	% of total share capital	No. of shares	% of total share capital	Type of event (creation/ release/ invocation)	Date of creation/ invocation/ release of encumbrance	Type of encumbrance (pledge/ lien/ release of non disposal undertaking/ others)	Reasons for encumbrance	No. of shares	% of total share capital	Name of the entity in whose favour shares are encumbered	No. of shares	% of total share capital
Essential Electronics LLP	302100	0.17	302100	0.17	Release	03.01.2022	Pledge	Third Party Pledge	-302100	-0.17	Virtue Financial Services Pvt Ltd	0	0.00
Essential Electronics LLP	302100	0.17	0	0.00	Creation	03.01.2022	Pledge	Third Party Pledge	302100	0.17	Virtue Financial Services Pvt Ltd	302100	0.17

for Essential Electronics LLP


Authorised Signatory

Place : Gurgaon
Date : 06.01.2022

* The details of encumbrances of residual promoters as on 22.12.2021 enclosed herewith as Annexure 1 is an extract of the data available of the Target Company

PRAKASH INDUSTRIES LIMITED
Details of encumbrance of residual promoters as on 22.12.2021

Sr. No.	Name of the Shareholder	Total shares held		Shares pledged or otherwise encumbered	
		No. of shares held	As a % of total share capital	No. of shares held	As a % of total share capital
1	SHRI V.P. AGARWAL	16268907	9.08	0	0.00
2	V.P. AGARWAL (HUF)	2208644	1.23	229389	0.13
3	SMT. MOHINI AGARWAL	1019856	0.57	1019856	0.57
4	SHRI VIKRAM AGARWAL	406500	0.23	406500	0.23
5	SHRI KANHA AGARWAL	18540	0.01	18540	0.01
6	AIRCON TRADEX PVT. LTD.	96000	0.05	96000	0.05
7	AMBROSIA COMMERCE PVT. LTD.	1936500	1.08	1936500	1.08
8	DHRUV COMMERCE PVT. LTD.	300500	0.17	300500	0.17
9	ESSENTIAL ELECTRONICS PVT. LTD.	597300	0.33	597300	0.33
10	EVERSHINE MERCANTILE PVT. LTD.	1621700	0.91	1621700	0.91
11	EXCEL FINCAP PVT. LTD.	102135	0.06	102100	0.06
12	FOCUS SECURITIES & CREDITS PVT. LTD.	1460000	0.82	1460000	0.82
13	FOUR WINGS MARKETING PVT. LTD.	101700	0.06	101700	0.06
14	GMK BUILDERS PVT. LTD.	8164800	4.56	5104650	2.85
15	GOEL CONTAINERS PVT. LTD.	1378682	0.77	1278682	0.71
16	HISSAR TUBES PVT. LTD.	700000	0.39	700000	0.39
17	HI-TECH MERCANTILE (INDIA) PVT. LTD.	2720695	1.52	2720695	1.52
18	NEW ERA COMMERCE & SECURITIES PVT. LTD.	215985	0.12	215900	0.12
19	OCEAN ISPAT PVT. LTD.	300000	0.17	300000	0.17
20	PAREEK OVERSEAS PVT. LTD.	623060	0.35	392618	0.22
21	PRAKASH CAPITAL SERVICES LTD.	1508467	0.84	1508400	0.84
22	PRAKASH INDUSTRIAL FINANCE LTD.	904950	0.51	890950	0.50
23	PREMIER FINCAP PVT. LTD.	767000	0.43	767000	0.43
24	PRIMENET GLOBAL LTD.	2470500	1.38	2470500	1.38
25	PRIME MERCANTILE PVT. LTD.	3701470	2.07	1460200	0.82
26	PROSPERO SECURITIES PVT. LTD.	515800	0.29	515800	0.29
27	ROURKELA STEEL PVT. LTD.	790633	0.44	790633	0.44
28	SAMYAK SECURITIES PVT. LTD.	1500000	0.84	1500000	0.84
29	SHREE LABH LAKSHMI CAPITAL SERVICES PVT. LTD.	2311471	1.29	2256871	1.26
30	STYLE LEASING & FINANCE PVT. LTD.	1114400	0.62	1114400	0.62
31	SUNVIN TRADING & INVESTMENT PVT. LTD.	242312	0.14	242312	0.14
32	TECHDRIVE SOFTWARE LTD	562550	0.31	0	0.00
33	TOOLS INDIA PVT. LTD.	900900	0.50	900900	0.50
34	UNITY MERCANTILE PVT. LTD.	251575	0.14	251500	0.14
35	VANSHI FARMS PVT. LTD.	3157900	1.76	3157900	1.76
36	VISION MERCANTILE PVT. LTD.	1866754	1.04	1866700	1.04
37	WELTER SECURITIES LTD.	5006666	2.80	2576600	1.44
38	CHAIBASA STEEL LLP	250000	0.14	250000	0.14
39	DHRUV COMMERCE LLP	1481000	0.83	574000	0.32
40	EVERSHINE MERCANTILE LLP	300000	0.17	300000	0.17
41	FOUR WINGS MARKETING LLP	300000	0.17	300000	0.17
42	HISSAR TUBES LLP	650012	0.36	650012	0.36
43	PREMIER FINCAP LLP	476480	0.27	476480	0.27
44	ROURKELA STEEL LLP	636500	0.36	0	0.00
45	SHIKHA MERCANTILE LLP	70600	0.04	70600	0.04
46	SPRING MERCANTILE LLP	500	0.00	0	0.00
47	SUNVIN TRADING & INVESTMENT LLP	1007688	0.56	925000	0.52
48	SUVARNA MARKETING LLP	95000	0.05	95000	0.05
	TOTAL	73082632	40.81	44514388	24.86

R. Gupta

PRAKASH INDUSTRIAL FINANCE LIMITED

Corporate Office: 303, Himland House, D-5, Karampura Commercial Complex,
New Delhi - 110015

CIN NO. U65944PB1992PLC052837

E-mail: gopaltg@gmail.com

6th January, 2022

Listing Department
BSE Ltd.
Phiroze Jeejeebhoy Towers
Dalal Street
Mumbai – 400001

Listing Department
National Stock Exchange of India Ltd
Exchange Plaza, 5th Floor, Plot No. C/1
G Block, Bandra-Kurla Complex,
Bandra (E), Mumbai - 400051

Company Code : 506022

Company Symbol : PRAKASH

Sub : Disclosure under Regulation 31 of Securities and Exchange Board of India
(Substantial Acquisition of Shares and Takeovers) Regulations, 2011

Dear Sir,

In terms of the provisions of Regulation 31 of the SEBI (Substantial Acquisition of Shares and Takeovers) Regulations, 2011, we being Promoter group of Prakash Industries Limited hereby enclosing the details of pledged shares of Prakash Industries Limited held by us in the prescribed format.

This is for your information and record please.

Thanking you,

Yours faithfully,
For **Prakash Industrial Finance Limited**



Authorised Signatory

Encl : (2) as above

CC To :

Prakash Industries Ltd.
15 Km. Stone, Delhi Road,
Hissar – 125044

Disclosure by the Promoter(s) to the stock exchanges and to the Target Company for encumbrance of shares / invocation of encumbrance/ release of encumbrance, in terms of Regulation 31(1) and 31(2) of SEBI (Substantial Acquisition of Shares and Takeovers) Regulation, 2011

Name of the Target Company(TC)										PRAKASH INDUSTRIES LIMITED									
Names of the Stock Exchanges where the shares of the target company are listed										BSE Ltd. & National Stock Exchange of India Ltd.									
Date of reporting										06 January 2022									
Name of the promoter or PAC on whose shares encumbrance has been created/ released/invoked										Prakash Industrial Finance Ltd									
Details of the creation of encumbrance :										Details of events pertaining to encumbrance (3)									
Name of the promoter(s) or PACs with him					Promoter holding in the target company (1)					Promoter holding already encumbered (2)					Details of events pertaining to encumbrance (3)				
No. of shares	% of share capital	No. of total shares	% of total share capital	Type of event (creation/ release/ invocation)	Date of creation/ invocation/ release of encumbrance	Type of encumbrance (pledge/ lien/ non disposal/ undertaking/ others)	Reasons for encumbrance	No. of shares	% of total share capital	Name of the entity in whose favour shares encumbered	No. of shares	% of total share capital	Post event holding of encumbered shares	No. of shares	% of total share capital				
904950	0.51	890950	0.50	Release	03.01.2022	Pledge	Third Party Pledge	-200950	-0.11	Virtue Financial Services Pvt Ltd	690000	0.39	690000	690000	0.39				
904950	0.51	690000	0.39	Pledge	03.01.2022	Pledge	Third Party Pledge	200950	0.11	Virtue Financial Services Pvt Ltd	890950	0.50	890950	890950	0.50				

for Prakash Industrial Finance Ltd



Authorised Signatory

Place : New Delhi
Date : 06.01.2022

* The details of encumbrances of residual promoters as on 22.12.2021 enclosed herewith as Annexure 1 is an extract of the data available of the Target Company

PRAKASH INDUSTRIES LIMITED
Details of encumbrance of residual promoters as on 22.12.2021

Sr. No.	Name of the Shareholder	Total shares held		Shares pledged or otherwise encumbered	
		No. of shares held	As a % of total share capital	No. of shares held	As a % of total share capital
1	SHRI V.P. AGARWAL	16268907	9.08	0	0.00
2	V.P. AGARWAL (HUF)	2208644	1.23	229389	0.13
3	SMT. MOHINI AGARWAL	1019856	0.57	1019856	0.57
4	SHRI VIKRAM AGARWAL	406500	0.23	406500	0.23
5	SHRI KANHA AGARWAL	18540	0.01	18540	0.01
6	AIRCON TRADEX PVT. LTD.	96000	0.05	96000	0.05
7	AMBROSIA COMMERCE PVT. LTD.	1936500	1.08	1936500	1.08
8	DHRUV COMMERCE PVT. LTD.	300500	0.17	300500	0.17
9	ESSENTIAL ELECTRONICS PVT. LTD.	597300	0.33	597300	0.33
10	EVERSHINE MERCANTILE PVT. LTD.	1621700	0.91	1621700	0.91
11	EXCEL FINCAP PVT. LTD.	102135	0.06	102100	0.06
12	FOCUS SECURITIES & CREDITS PVT. LTD.	1460000	0.82	1460000	0.82
13	FOUR WINGS MARKETING PVT. LTD.	101700	0.06	101700	0.06
14	GMK BUILDERS PVT. LTD.	8164800	4.56	5104650	2.85
15	GOEL CONTAINERS PVT. LTD.	1378682	0.77	1278682	0.71
16	HISSAR TUBES PVT. LTD.	700000	0.39	700000	0.39
17	HI-TECH MERCANTILE (INDIA) PVT. LTD.	2720695	1.52	2720695	1.52
18	NEW ERA COMMERCE & SECURITIES PVT. LTD.	215985	0.12	215900	0.12
19	OCEAN ISPAT PVT. LTD.	300000	0.17	300000	0.17
20	PAREEK OVERSEAS PVT. LTD.	623060	0.35	392618	0.22
21	PRAKASH CAPITAL SERVICES LTD.	1508467	0.84	1508400	0.84
22	PREMIER FINCAP PVT. LTD.	767000	0.43	767000	0.43
23	PRIMENET GLOBAL LTD.	2470500	1.38	2470500	1.38
24	PRIME MERCANTILE PVT. LTD.	3701470	2.07	1460200	0.82
25	PROSPERO SECURITIES PVT. LTD.	515800	0.29	515800	0.29
26	ROURKELA STEEL PVT. LTD.	790633	0.44	790633	0.44
27	SAMYAK SECURITIES PVT. LTD.	1500000	0.84	1500000	0.84
28	SHREE LABH LAKSHMI CAPITAL SERVICES PVT. LTD.	2311471	1.29	2256871	1.26
29	STYLE LEASING & FINANCE PVT. LTD.	1114400	0.62	1114400	0.62
30	SUNVIN TRADING & INVESTMENT PVT. LTD.	242312	0.14	242312	0.14
31	TECHDRIVE SOFTWARE LTD	562550	0.31	0	0.00
32	TOOLS INDIA PVT. LTD.	900900	0.50	900900	0.50
33	UNITY MERCANTILE PVT. LTD.	251575	0.14	251500	0.14
34	VANSHI FARMS PVT. LTD.	3157900	1.76	3157900	1.76
35	VISION MERCANTILE PVT. LTD.	1866754	1.04	1866700	1.04
36	WELTER SECURITIES LTD.	5006666	2.80	2576600	1.44
37	CHAIBASA STEEL LLP	250000	0.14	250000	0.14
38	DHRUV COMMERCE LLP	1481000	0.83	574000	0.32
39	ESSENTIAL ELECTRONICS LLP	302100	0.17	302100	0.17
40	EVERSHINE MERCANTILE LLP	300000	0.17	300000	0.17
41	FOUR WINGS MARKETING LLP	300000	0.17	300000	0.17
42	HISSAR TUBES LLP	650012	0.36	650012	0.36
43	PREMIER FINCAP LLP	476480	0.27	476480	0.27
44	ROURKELA STEEL LLP	636500	0.36	0	0.00
45	SHIKHA MERCANTILE LLP	70600	0.04	70600	0.04
46	SPRING MERCANTILE LLP	500	0.00	0	0.00
47	SUNVIN TRADING & INVESTMENT LLP	1007688	0.56	925000	0.52
48	SUVARNA MARKETING LLP	95000	0.05	95000	0.05
TOTAL		72479782	40.47	43925538	24.53

Premier Fincap LLP

(Formerly Premier Fincap Private Limited)

Regd. Off: N, 3 RD FLOOR, OLD DELHI RAOD, GOLDEN JUBLEE PLAZA, GURUGRAM-122001

LLPIN: AAM-1154

Email ID : gopaltg@gmail.com

6th January, 2022

Listing Department
BSE Ltd.
Phiroze Jeejeebhoy Towers
Dalal Street
Mumbai – 400001

Company Code : 506022

Listing Department
National Stock Exchange of India Ltd
Exchange Plaza, 5th Floor, Plot No. C/1
G Block, Bandra-Kurla Complex,
Bandra (E), Mumbai - 400051

Company Symbol : PRAKASH

Sub : **Disclosure under Regulation 31 of Securities and Exchange Board of India
(Substantial Acquisition of Shares and Takeovers) Regulations, 2011**


Dear Sir,

In terms of the provisions of Regulation 31 of the SEBI (Substantial Acquisition of Shares and Takeovers) Regulations, 2011, we being Promoter group of Prakash Industries Limited hereby enclosing the details of pledged shares of Prakash Industries Limited held by us in the prescribed format.

This is for your information and record please.

Thanking you,

Yours faithfully,
For **Premier Fincap LLP**



Authorised Signatory

Encl : (2) as above


CC To :

Prakash Industries Ltd.
15 Km. Stone, Delhi Road,
Hissar – 125044

Disclosure by the Promoter(s) to the stock exchanges and to the Target Company for encumbrance of shares / invocation of encumbrance/ release of encumbrance, in terms of Regulation 31(1) and 31(2) of SEBI (Substantial Acquisition of Shares and Takeovers) Regulation, 2011

Name of the Target Company(TC)		PRAKASH INDUSTRIES LIMITED													
Names of the Stock Exchanges where the shares of the target company are listed		BSE Ltd. & National Stock Exchange of India Ltd.													
Date of reporting		06 January 2022													
Name of the promoter or PAC on whose shares encumbrance has been created/ released/invoked		Premier Fincap LLP													
Details of the creation of encumbrance :															
Name of the promoter(s) or PACs with him		Details of events pertaining to encumbrance (3)													
Promoter holding in the target company (1)		Promoter holding already encumbered (2)		Type of event (creation/ release/ invocation)						Reasons for encumbrance		Name of the entity in whose favour shares encumbered		Post event holding of encumbered shares	
No. of shares	% of total share capital	No. of shares	% of total share capital	Date of creation/ invocation	Type of encumbrance (pledge/ lien/ release of non encumbrance)	of Type of encumbrance (pledge/ lien/ disposal/ undertaking/ others)	No. of shares	% of total share capital	No. of shares	% of total share capital	No. of shares	% of total share capital	No. of shares	% of total share capital	
476480	0.27	476480	0.27	03.01.2022	Release	Pledge	450480	-0.25	450480	-0.25	Third Party Pledge	Virtue Financial Services Pvt Ltd	26000	0.01	
476480	0.27	26000	0.01	03.01.2022	Creation	Pledge	450480	0.25	450480	0.25	Third Party Pledge	Virtue Financial Services Pvt Ltd	476480	0.27	

for Premier Fincap LLP


Authorised Signatory

Place : Gurgaon

Date : 06.01.2022

* The details of encumbrances of residual promoters as on 22.12.2021 enclosed herewith as Annexure 1 is an extract of the data available of the Target Company

PRAKASH INDUSTRIES LIMITED
Details of encumbrance of residual promoters as on 22.12.2021

Sr. No.	Name of the Shareholder	Total shares held		Shares pledged or otherwise encumbered	
		No. of shares held	As a % of total share capital	No. of shares held	As a % of total share capital
1	SHRI V.P. AGARWAL	16268907	9.08	0	0.00
2	V.P. AGARWAL (HUF)	2208644	1.23	229389	0.13
3	SMT. MOHINI AGARWAL	1019856	0.57	1019856	0.57
4	SHRI VIKRAM AGARWAL	406500	0.23	406500	0.23
5	SHRI KANHA AGARWAL	18540	0.01	18540	0.01
6	AIRCON TRADEX PVT. LTD.	96000	0.05	96000	0.05
7	AMBROSIA COMMERCE PVT. LTD.	1936500	1.08	1936500	1.08
8	DHRUV COMMERCE PVT. LTD.	300500	0.17	300500	0.17
9	ESSENTIAL ELECTRONICS PVT. LTD.	597300	0.33	597300	0.33
10	EVERSHINE MERCANTILE PVT. LTD.	1621700	0.91	1621700	0.91
11	EXCEL FINCAP PVT. LTD.	102135	0.06	102100	0.06
12	FOCUS SECURITIES & CREDITS PVT. LTD.	1460000	0.82	1460000	0.82
13	FOUR WINGS MARKETING PVT. LTD.	101700	0.06	101700	0.06
14	GMK BUILDERS PVT. LTD.	8164800	4.56	5104650	2.85
15	GOEL CONTAINERS PVT. LTD.	1378682	0.77	1278682	0.71
16	HISSAR TUBES PVT. LTD.	700000	0.39	700000	0.39
17	HI-TECH MERCANTILE (INDIA) PVT. LTD.	2720695	1.52	2720695	1.52
18	NEW ERA COMMERCE & SECURITIES PVT. LTD.	215985	0.12	215900	0.12
19	OCEAN ISPAT PVT. LTD.	300000	0.17	300000	0.17
20	PAREEK OVERSEAS PVT. LTD.	623060	0.35	392618	0.22
21	PRAKASH CAPITAL SERVICES LTD.	1508467	0.84	1508400	0.84
22	PRAKASH INDUSTRIAL FINANCE LTD.	904950	0.51	890950	0.50
23	PREMIER FINCAP PVT. LTD.	767000	0.43	767000	0.43
24	PRIMENET GLOBAL LTD.	2470500	1.38	2470500	1.38
25	PRIME MERCANTILE PVT. LTD.	3701470	2.07	1460200	0.82
26	PROSPERO SECURITIES PVT. LTD.	515800	0.29	515800	0.29
27	ROURKELA STEEL PVT. LTD.	790633	0.44	790633	0.44
28	SAMYAK SECURITIES PVT. LTD.	1500000	0.84	1500000	0.84
29	SHREE LABH LAKSHMI CAPITAL SERVICES PVT. LTD.	2311471	1.29	2256871	1.26
30	STYLE LEASING & FINANCE PVT. LTD.	1114400	0.62	1114400	0.62
31	SUNVIN TRADING & INVESTMENT PVT. LTD.	242312	0.14	242312	0.14
32	TECHDRIVE SOFTWARE LTD	562550	0.31	0	0.00
33	TOOLS INDIA PVT. LTD.	900900	0.50	900900	0.50
34	UNITY MERCANTILE PVT. LTD.	251575	0.14	251500	0.14
35	VANSHI FARMS PVT. LTD.	3157900	1.76	3157900	1.76
36	VISION MERCANTILE PVT. LTD.	1866754	1.04	1866700	1.04
37	WELTER SECURITIES LTD.	5006666	2.80	2576600	1.44
38	CHAIBASA STEEL LLP	250000	0.14	250000	0.14
39	DHRUV COMMERCE LLP	1481000	0.83	574000	0.32
40	ESSENTIAL ELECTRONICS LLP	302100	0.17	302100	0.17
41	EVERSHINE MERCANTILE LLP	300000	0.17	300000	0.17
42	FOUR WINGS MARKETING LLP	300000	0.17	300000	0.17
43	HISSAR TUBES LLP	650012	0.36	650012	0.36
44	ROURKELA STEEL LLP	636500	0.36	0	0.00
45	SHIKHA MERCANTILE LLP	70600	0.04	70600	0.04
46	SPRING MERCANTILE LLP	500	0.00	0	0.00
47	SUNVIN TRADING & INVESTMENT LLP	1007688	0.56	925000	0.52
48	SUVARNA MARKETING LLP	95000	0.05	95000	0.05
	TOTAL	72908252	40.71	44340008	24.76

EVERSHINE MERCANTILE LLP

(Formally Evershine Mercantile LLP)

Regd. Office : N,3 RD FLOOR OLD DELHI RAOD, GOLDEN JUBLEE PLAZA GURUGRAM HR 122001
LLP NO. AAL-9546

6th January, 2022

Listing Department
BSE Ltd.
Phiroze Jeejeebhoy Towers
Dalal Street
Mumbai – 400001

Listing Department
National Stock Exchange of India Ltd
Exchange Plaza, 5th Floor, Plot No. C/1
G Block, Bandra-Kurla Complex,
Bandra (E), Mumbai - 400051

Company Code : 506022

Company Symbol : PRAKASH

Sub : **Disclosure under Regulation 31 of Securities and Exchange Board of India
(Substantial Acquisition of Shares and Takeovers) Regulations, 2011**

Dear Sir,

In terms of the provisions of Regulation 31 of the SEBI (Substantial Acquisition of Shares and Takeovers) Regulations, 2011, we being Promoter group of Prakash Industries Limited hereby enclosing the details of pledged shares of Prakash Industries Limited held by us in the prescribed format.

This is for your information and record please.

Thanking you,

Yours faithfully,
For **Evershine Mercantile LLP**



Authorised Signatory

Encl : (2) as above

CC To :

Prakash Industries Ltd.
15 Km. Stone, Delhi Road,
Hissar – 125044

Disclosure by the Promoter(s) to the stock exchanges and to the Target Company for encumbrance of shares / invocation of encumbrance/ release of encumbrance, in terms of Regulation 31(1) and 31(2) of SEBI (Substantial Acquisition of Shares and Takeovers) Regulation, 2011

Name of the Target Company(FC)		PRAKASH INDUSTRIES LIMITED											
Names of the Stock Exchanges where the shares of the target company are listed		BSE Ltd. & National Stock Exchange of India Ltd.											
Date of reporting		06 January 2022											
Name of the promoter or PAC on whose shares encumbrance has been created/ released/invoked		Evershine Mercantile LLP											
Details of the creation of encumbrance.													
Name of the promoter(s) or PACs with him	Promoter holding in the target company (1)		Promoter holding already encumbered (2)		Details of events pertaining to encumbrance (3)						Post event holding of encumbered shares		
	No. of shares	% of total share capital	No. of shares	% of total share capital	Type of event (creation/ release/ invocation)	Date of creation/ invocation	Type of encumbrance (pledge/ lien/ release of non encumbrance/ undetaking/ others)	Reasons for encumbrance	No. of shares	% of total share capital	Name of the entity in whose favour shares encumbered	No. of shares	% of total share capital
Evershine Mercantile LLP	300000	0.17	300000	0.17	Release	03.01.2022	Pledge	Third Party Pledge	-300000	-0.17	Virtue Financial Services Pvt Ltd	0	0.00
Evershine Mercantile LLP	300000	0.17	0	0.00	Creation	03.01.2022	Pledge	Third Party Pledge	300000	0.17	Virtue Financial Services Pvt Ltd	300000	0.17

for Evershine Mercantile LLP

Rachita
Authorised Signatory

Place : Gurgaon

Date : 06.01.2022

* The details of encumbrances of residual promoters as on 22.12.2021 enclosed herewith as Annexure 1 is an extract of the data available of the Target Company

PRAKASH INDUSTRIES LIMITED
Details of encumbrance of residual promoters as on 22.12.2021

Sr. No.	Name of the Shareholder	Total shares held		Shares pledged or otherwise encumbered	
		No. of shares held	As a % of total share capital	No. of shares held	As a % of total share capital
1	SHRI V.P. AGARWAL	16268907	9.08	0	0.00
2	V.P. AGARWAL (HUF)	2208644	1.23	229389	0.13
3	SMT. MOHINI AGARWAL	1019856	0.57	1019856	0.57
4	SHRI VIKRAM AGARWAL	406500	0.23	406500	0.23
5	SHRI KANHA AGARWAL	18540	0.01	18540	0.01
6	AIRCON TRADEX PVT. LTD.	96000	0.05	96000	0.05
7	AMBROSIA COMMERCE PVT. LTD.	1936500	1.08	1936500	1.08
8	DHRUV COMMERCE PVT. LTD.	300500	0.17	300500	0.17
9	ESSENTIAL ELECTRONICS PVT. LTD.	597300	0.33	597300	0.33
10	EVERSHINE MERCANTILE PVT. LTD.	1621700	0.91	1621700	0.91
11	EXCEL FINCAP PVT. LTD.	102135	0.06	102100	0.06
12	FOCUS SECURITIES & CREDITS PVT. LTD.	1460000	0.82	1460000	0.82
13	FOUR WINGS MARKETING PVT. LTD.	101700	0.06	101700	0.06
14	GMK BUILDERS PVT. LTD.	8164800	4.56	5104650	2.85
15	GOEL CONTAINERS PVT. LTD.	1378682	0.77	1278682	0.71
16	HISSAR TUBES PVT. LTD.	700000	0.39	700000	0.39
17	HI-TECH MERCANTILE (INDIA) PVT. LTD.	2720695	1.52	2720695	1.52
18	NEW ERA COMMERCE & SECURITIES PVT. LTD.	215985	0.12	215900	0.12
19	OCEAN ISPAT PVT. LTD.	300000	0.17	300000	0.17
20	PAREEK OVERSEAS PVT. LTD.	623060	0.35	392618	0.22
21	PRAKASH CAPITAL SERVICES LTD.	1508467	0.84	1508400	0.84
22	PRAKASH INDUSTRIAL FINANCE LTD.	904950	0.51	890950	0.50
23	PREMIER FINCAP PVT. LTD.	767000	0.43	767000	0.43
24	PRIMENET GLOBAL LTD.	2470500	1.38	2470500	1.38
25	PRIME MERCANTILE PVT. LTD.	3701470	2.07	1460200	0.82
26	PROSPERO SECURITIES PVT. LTD.	515800	0.29	515800	0.29
27	ROURKELA STEEL PVT. LTD.	790633	0.44	790633	0.44
28	SAMYAK SECURITIES PVT. LTD.	1500000	0.84	1500000	0.84
29	SHREE LABH LAKSHMI CAPITAL SERVICES PVT. LTD.	2311471	1.29	2256871	1.26
30	STYLE LEASING & FINANCE PVT. LTD.	1114400	0.62	1114400	0.62
31	SUNVIN TRADING & INVESTMENT PVT. LTD.	242312	0.14	242312	0.14
32	TECHDRIVE SOFTWARE LTD	562550	0.31	0	0.00
33	TOOLS INDIA PVT. LTD.	900900	0.50	900900	0.50
34	UNITY MERCANTILE PVT. LTD.	251575	0.14	251500	0.14
35	VANSHI FARMS PVT. LTD.	3157900	1.76	3157900	1.76
36	VISION MERCANTILE PVT. LTD.	1866754	1.04	1866700	1.04
37	WELTER SECURITIES LTD.	5006666	2.80	2576600	1.44
38	CHAIBASA STEEL LLP	250000	0.14	250000	0.14
39	DHRUV COMMERCE LLP	1481000	0.83	574000	0.32
40	ESSENTIAL ELECTRONICS LLP	302100	0.17	302100	0.17
41	FOUR WINGS MARKETING LLP	300000	0.17	300000	0.17
42	HISSAR TUBES LLP	650012	0.36	650012	0.36
43	PREMIER FINCAP LLP	476480	0.27	476480	0.27
44	ROURKELA STEEL LLP	636500	0.36	0	0.00
45	SHIKHA MERCANTILE LLP	70600	0.04	70600	0.04
46	SPRING MERCANTILE LLP	500	0.00	0	0.00
47	SUNVIN TRADING & INVESTMENT LLP	1007688	0.56	925000	0.52
48	SUVARNA MARKETING LLP	95000	0.05	95000	0.05
TOTAL		73084732	40.81	44516488	24.86

Receipt

Ocean Ispat Private Limited

Corp. Off. : 303, Himland House, D-5, Karampura Commercial Complex,
New Delhi - 110015.

CIN NO. U74899PB1994PTC052941

E-mail: nkchaturvedi1960@gmail.com

6th January, 2022

Listing Department
BSE Ltd.
Phiroze Jeejeebhoy Towers
Dalal Street
Mumbai - 400001

Listing Department
National Stock Exchange of India Ltd
Exchange Plaza, 5th Floor, Plot No. C/1
G Block, Bandra-Kurla Complex,
Bandra (E), Mumbai - 400051

Company Code : 506022

Company Symbol : PRAKASH

Sub : **Disclosure under Regulation 31 of Securities and Exchange Board of India
(Substantial Acquisition of Shares and Takeovers) Regulations, 2011**

Dear Sir,

In terms of the provisions of Regulation 31 of the SEBI (Substantial Acquisition of Shares and Takeovers) Regulations, 2011, we being Promoter group of Prakash Industries Limited hereby enclosing the details of pledged shares of Prakash Industries Limited held by us in the prescribed format.

This is for your information and record please.

Thanking you,

Yours faithfully,
For **Ocean Ispat Private Limited**



Authorised Signatory

Encl : (2) as above

CC To :

Prakash Industries Ltd.
15 Km. Stone, Delhi Road,
Hissar - 125044

Disclosure by the Promoter(s) to the stock exchanges and to the Target Company for encumbrance of shares / invocation of encumbrance / release of encumbrance, in terms of Regulation 31(1) and 31(2) of SEBI (Substantial Acquisition of Shares and Takeovers) Regulation, 2011

Name of the Target Company(TC)												
PRAKASH INDUSTRIES LIMITED												
Names of the Stock Exchanges where the shares of the target company are listed												
BSE Ltd. & National Stock Exchange of India Ltd.												
Date of reporting												
06 January 2022												
Name of the promoter or PAC on whose shares encumbrance has been created/ released/invoked												
Ocean Ispat Pvt. Ltd.												
Details of the creation of encumbrance :												
Name of the promoter(s) or PACs with him												
Details of events pertaining to encumbrance (3)												
Promoter holding in the target company (1)												
No. of shares	% of total share capital	No. of shares	% of total share capital	Promoter holding already encumbered (2)	Type of event (creation/ release/ invocation)					Post event holding of encumbered shares		
					Date of creation/ invocation/ release of encumbrance	Type of encumbrance (pledge/ lien/ non disposal undertaking/ others)	Reasons for encumbrance	No. of shares	% of total share capital	Name of the entity in whose favour shares encumbered	No. of shares	% of total share capital
300000	0.17	300000	0.17	0	03.01.2022	Pledge	Third Party Pledge	-300000	-0.17	Virtue Financial Services Pvt Ltd	0	0.00
300000	0.17	0	0.00	0	03.01.2022	Pledge	Third Party Pledge	300000	0.17	Virtue Financial Services Pvt Ltd	300000	0.17

for Ocean Ispat Pvt. Ltd.

Ajay Kulkarni

Authorised Signatory

Place : Gurgaon

Date : 06.01.2022

* The details of encumbrances of residual promoters as on 22.12.2021 enclosed herewith as Annexure 1 is an extract of the data available of the Target Company

PRAKASH INDUSTRIES LIMITED
Details of encumbrance of residual promoters as on 22.12.2021

Sr. No.	Name of the Shareholder	Total shares held		Shares pledged or otherwise encumbered	
		No. of shares held	As a % of total share capital	No. of shares held	As a % of total share capital
1	SHRI V.P. AGARWAL	16268907	9.08	0	0.00
2	V.P. AGARWAL (HUF)	2208644	1.23	229389	0.13
3	SMT. MOHINI AGARWAL	1019856	0.57	1019856	0.57
4	SHRI VIKRAM AGARWAL	406500	0.23	406500	0.23
5	SHRI KANHA AGARWAL	18540	0.01	18540	0.01
6	AIRCON TRADEX PVT. LTD.	96000	0.05	96000	0.05
7	AMBROSIA COMMERCE PVT. LTD.	1936500	1.08	1936500	1.08
8	DHRUV COMMERCE PVT. LTD.	300500	0.17	300500	0.17
9	ESSENTIAL ELECTRONICS PVT. LTD.	597300	0.33	597300	0.33
10	EVERSHINE MERCANTILE PVT. LTD.	1621700	0.91	1621700	0.91
11	EXCEL FINCAP PVT. LTD.	102135	0.06	102100	0.06
12	FOCUS SECURITIES & CREDITS PVT. LTD.	1460000	0.82	1460000	0.82
13	FOUR WINGS MARKETING PVT. LTD.	101700	0.06	101700	0.06
14	GMK BUILDERS PVT. LTD.	8164800	4.56	5104650	2.85
15	GOEL CONTAINERS PVT. LTD.	1378682	0.77	1278682	0.71
16	HISSAR TUBES PVT. LTD.	700000	0.39	700000	0.39
17	HI-TECH MERCANTILE (INDIA) PVT. LTD.	2720695	1.52	2720695	1.52
18	NEW ERA COMMERCE & SECURITIES PVT. LTD.	215985	0.12	215900	0.12
19	PAREEK OVERSEAS PVT. LTD.	623060	0.35	392618	0.22
20	PRAKASH CAPITAL SERVICES LTD.	1508467	0.84	1508400	0.84
21	PRAKASH INDUSTRIAL FINANCE LTD.	904950	0.51	890950	0.50
22	PREMIER FINCAP PVT. LTD.	767000	0.43	767000	0.43
23	PRIMENET GLOBAL LTD.	2470500	1.38	2470500	1.38
24	PRIME MERCANTILE PVT. LTD.	3701470	2.07	1460200	0.82
25	PROSPERO SECURITIES PVT. LTD.	515800	0.29	515800	0.29
26	ROURKELA STEEL PVT. LTD.	790633	0.44	790633	0.44
27	SAMYAK SECURITIES PVT. LTD.	1500000	0.84	1500000	0.84
28	SHREE LABH LAKSHMI CAPITAL SERVICES PVT. LTD.	2311471	1.29	2256871	1.26
29	STYLE LEASING & FINANCE PVT. LTD.	1114400	0.62	1114400	0.62
30	SUNVIN TRADING & INVESTMENT PVT. LTD.	242312	0.14	242312	0.14
31	TECHDRIVE SOFTWARE LTD	562550	0.31	0	0.00
32	TOOLS INDIA PVT. LTD.	900900	0.50	900900	0.50
33	UNITY MERCANTILE PVT. LTD.	251575	0.14	251500	0.14
34	VANSHI FARMS PVT. LTD.	3157900	1.76	3157900	1.76
35	VISION MERCANTILE PVT. LTD.	1866754	1.04	1866700	1.04
36	WELTER SECURITIES LTD.	5006666	2.80	2576600	1.44
37	CHAIBASA STEEL LLP	250000	0.14	250000	0.14
38	DHRUV COMMERCE LLP	1481000	0.83	574000	0.32
39	ESSENTIAL ELECTRONICS LLP	302100	0.17	302100	0.17
40	EVERSHINE MERCANTILE LLP	300000	0.17	300000	0.17
41	FOUR WINGS MARKETING LLP	300000	0.17	300000	0.17
42	HISSAR TUBES LLP	650012	0.36	650012	0.36
43	PREMIER FINCAP LLP	476480	0.27	476480	0.27
44	ROURKELA STEEL LLP	636500	0.36	0	0.00
45	SHIKHA MERCANTILE LLP	70600	0.04	70600	0.04
46	SPRING MERCANTILE LLP	500	0.00	0	0.00
47	SUNVIN TRADING & INVESTMENT LLP	1007688	0.56	925000	0.52
48	SUVARNA MARKETING LLP	95000	0.05	95000	0.05
TOTAL		73084732	40.81	44516488	24.86

anil kumar

Aircon Tradex Private Limited

(Formerly Prospero Securities Pvt. Ltd.)

Regd. Office: 303, Himland House, D-5, Karampura Commercial Complex,
New Delhi – 110015.

CIN NO.: U74899DL1991PTC044935

Email Id: gopaltg@gmail.com

6th January, 2022

Listing Department
BSE Ltd.
Phiroze Jeejeebhoy Towers
Dalal Street
Mumbai – 400001

Listing Department
National Stock Exchange of India Ltd
Exchange Plaza, 5th Floor, Plot No. C/1
G Block, Bandra-Kurla Complex,
Bandra (E), Mumbai - 400051

Company Code : 506022

Company Symbol : PRAKASH

Sub : Disclosure under Regulation 31 of Securities and Exchange Board of India
(Substantial Acquisition of Shares and Takeovers) Regulations, 2011

Dear Sir,

In terms of the provisions of Regulation 31 of the SEBI (Substantial Acquisition of Shares and Takeovers) Regulations, 2011, we being Promoter group of Prakash Industries Limited hereby enclosing the details of pledged shares of Prakash Industries Limited held by us in the prescribed format.

This is for your information and record please.

Thanking you,

Yours faithfully,
For **Aircon Tradex Private Limited**



Authorised Signatory

Encl : (2) as above

CC To :

Prakash Industries Ltd.
15 Km. Stone, Delhi Road,
Hissar – 125044

Disclosure by the Promoter(s) to the stock exchanges and to the Target Company for encumbrance of shares / invocation of encumbrance/ release of encumbrance, in terms of Regulation 31(1) and 31(2) of SEBI (Substantial Acquisition of Shares and Takeovers) Regulation, 2011

Name of the Target Company(1C)		PRAKASH INDUSTRIES LIMITED										
Names of the Stock Exchanges where the shares of the target company are listed		BSE Ltd. & National Stock Exchange of India Ltd.										
Date of reporting		06 January 2022										
Name of the promoter or PAC on whose shares encumbrance has been created/ released/invoked		Aircon Tradex Pvt Ltd										
Details of the creation of encumbrance :												
Name of the promoter(s) or PACs with him		Details of events pertaining to encumbrance (3)										
Promoter holding in the target company (1)		Promoter holding already encumbered (2)		Details of events pertaining to encumbrance (3)						Post event holding of encumbered shares		
No. of shares	% of total share capital	No. of shares	% of total share capital	Type of event (creation/ release/ invocation)	Date of creation/ release/ encumbrance	Type of encumbrance (pledge/ lien/ non disposal/ undertaking/ others)	Reasons for encumbrance	No. of shares	% of total share capital	Name of the entity in whose favour shares encumbered	No. of shares	% of total share capital
96000	0.05	96000	0.05	Release	01.01.2022	Pledge	Third Party Pledge	-96000	-0.05	Virtue Financial Services Pvt Ltd	0	0.00
96000	0.05	0	0.00	Creation	01.01.2022	Pledge	Third Party Pledge	96000	0.05	Virtue Financial Services Pvt Ltd	96000	0.05

for Aircon Tradex Pvt Ltd


Authorised Signatory

Place : New Delhi
Date : 06.01.2022

* The details of encumbrances of residual promoters as on 22.12.2021 enclosed herewith as Annexure 1 is an extract of the data available of the Target Company

PRAKASH INDUSTRIES LIMITED
Details of encumbrance of residual promoters as on 22.12.2021

Sr. No.	Name of the Shareholder	Total shares held		Shares pledged or otherwise encumbered	
		No. of shares held	As a % of total share capital	No. of shares held	As a % of total share capital
1	SHRI V.P. AGARWAL	16268907	9.08	0	0.00
2	V.P. AGARWAL (HUF)	2208644	1.23	229389	0.13
3	SMT. MOHINI AGARWAL	1019856	0.57	1019856	0.57
4	SHRI VIKRAM AGARWAL	406500	0.23	406500	0.23
5	SHRI KANHA AGARWAL	18540	0.01	18540	0.01
6	AMBROSIA COMMERCE PVT. LTD.	1936500	1.08	1936500	1.08
7	DHRUV COMMERCE PVT. LTD.	300500	0.17	300500	0.17
8	ESSENTIAL ELECTRONICS PVT. LTD.	597300	0.33	597300	0.33
9	EVERSHINE MERCANTILE PVT. LTD.	1621700	0.91	1621700	0.91
10	EXCEL FINCAP PVT. LTD.	102135	0.06	102100	0.06
11	FOCUS SECURITIES & CREDITS PVT. LTD.	1460000	0.82	1460000	0.82
12	FOUR WINGS MARKETING PVT. LTD.	101700	0.06	101700	0.06
13	GMK BUILDERS PVT. LTD.	8164800	4.56	5104650	2.85
14	GOEL CONTAINERS PVT. LTD.	1378682	0.77	1278682	0.71
15	HISSAR TUBES PVT. LTD.	700000	0.39	700000	0.39
16	HI-TECH MERCANTILE (INDIA) PVT. LTD.	2720695	1.52	2720695	1.52
17	NEW ERA COMMERCE & SECURITIES PVT. LTD.	215985	0.12	215900	0.12
18	OCEAN ISPAT PVT. LTD.	300000	0.17	300000	0.17
19	PAREEK OVERSEAS PVT. LTD.	623060	0.35	392618	0.22
20	PRAKASH CAPITAL SERVICES LTD.	1508467	0.84	1508400	0.84
21	PRAKASH INDUSTRIAL FINANCE LTD.	904950	0.51	890950	0.50
22	PREMIER FINCAP PVT. LTD.	767000	0.43	767000	0.43
23	PRIMENET GLOBAL LTD.	2470500	1.38	2470500	1.38
24	PRIME MERCANTILE PVT. LTD.	3701470	2.07	1460200	0.82
25	PROSPERO SECURITIES PVT. LTD.	515800	0.29	515800	0.29
26	ROURKELA STEEL PVT. LTD.	790633	0.44	790633	0.44
27	SAMYAK SECURITIES PVT. LTD.	1500000	0.84	1500000	0.84
28	SHREE LABH LAKSHMI CAPITAL SERVICES PVT. LTD.	2311471	1.29	2256871	1.26
29	STYLE LEASING & FINANCE PVT. LTD.	1114400	0.62	1114400	0.62
30	SUNVIN TRADING & INVESTMENT PVT. LTD.	242312	0.14	242312	0.14
31	TECHDRIVE SOFTWARE LTD	562550	0.31	0	0.00
32	TOOLS INDIA PVT. LTD.	900900	0.50	900900	0.50
33	UNITY MERCANTILE PVT. LTD.	251575	0.14	251500	0.14
34	VANSHI FARMS PVT. LTD.	3157900	1.76	3157900	1.76
35	VISION MERCANTILE PVT. LTD.	1866754	1.04	1866700	1.04
36	WELTER SECURITIES LTD.	5006666	2.80	2576600	1.44
37	CHAIBASA STEEL LLP	250000	0.14	250000	0.14
38	DHRUV COMMERCE LLP	1481000	0.83	574000	0.32
39	ESSENTIAL ELECTRONICS LLP	302100	0.17	302100	0.17
40	EVERSHINE MERCANTILE LLP	300000	0.17	300000	0.17
41	FOUR WINGS MARKETING LLP	300000	0.17	300000	0.17
42	HISSAR TUBES LLP	650012	0.36	650012	0.36
43	PREMIER FINCAP LLP	476480	0.27	476480	0.27
44	ROURKELA STEEL LLP	636500	0.36	0	0.00
45	SHIKHA MERCANTILE LLP	70600	0.04	70600	0.04
46	SPRING MERCANTILE LLP	500	0.00	0	0.00
47	SUNVIN TRADING & INVESTMENT LLP	1007688	0.56	925000	0.52
48	SUVARNA MARKETING LLP	95000	0.05	95000	0.05
TOTAL		73288732	40.92	44720488	24.97

FOURWINGS MARKETING LLP

(Formerly known as Fourwings Marketing Pvt. Ltd.)

Regd. Office : 303, Himland House, D-5, Karampura Commercial Complex,
New Delhi – 110015.
LLPIN : AAM-0628

6th January, 2022

Listing Department
BSE Ltd.
Phiroze Jeejeebhoy Towers
Dalal Street
Mumbai – 400001

Listing Department
National Stock Exchange of India Ltd
Exchange Plaza, 5th Floor, Plot No. C/1
G Block, Bandra-Kurla Complex,
Bandra (E), Mumbai - 400051

Company Code : 506022

Company Symbol : PRAKASH

Sub : Disclosure under Regulation 31 of Securities and Exchange Board of India
(Substantial Acquisition of Shares and Takeovers) Regulations, 2011

Dear Sir,

In terms of the provisions of Regulation 31 of the SEBI (Substantial Acquisition of Shares and Takeovers) Regulations, 2011, we being Promoter group of Prakash Industries Limited hereby enclosing the details of pledged shares of Prakash Industries Limited held by us in the prescribed format.

This is for your information and record please.

Thanking you,

Yours faithfully,
For **Fourwings Marketing LLP**



Authorised Signatory

Encl : (2) as above

CC To :

Prakash Industries Ltd.
15 Km. Stone, Delhi Road,
Hissar – 125044

Disclosure by the Promoter(s) to the stock exchanges and to the Target Company for encumbrance of shares / invocation of encumbrance/ release of encumbrance, in terms of Regulation 31(1) and 31(2) of SEBI (Substantial Acquisition of Shares and Takeovers) Regulation, 2011

Name of the Target Company(TC)												PRAKASH INDUSTRIES LIMITED																																											
Names of the Stock Exchanges where the shares of the target company are listed												BSE Ltd. & National Stock Exchange of India Ltd.																																											
Date of reporting												06 January 2022																																											
Name of the promoter or PAC on whose shares encumbrance has been created/ released/invoked												Four Wings Marketing LLP																																											
Details of the creation of encumbrance :																																																							
Name of the promoter(s) or PACs with him												Promoter holding already encumbered (2)												Details of events pertaining to encumbrance (3)																															
				Promoter holding in the target company (1)				No. of shares				% of total share capital				Type of event (creation/ release/ invocation)				Date of creation/ invocation/ release of encumbrance				Type of encumbrance (pledge/ lien/ non disposal/ undertaking/ others)				Reasons for encumbrance				No. of shares				% of total share capital				Name of the entity in whose favour shares are encumbered				No. of shares				% of total share capital							
Four Wings Marketing LLP				300000				0.17				300000				0.17				Release				03.01.2022				Pledge				Third Party Pledge				-300000				-0.17				Virtue Financial Services Pvt Ltd				0				0.00			
Four Wings Marketing LLP				300000				0.17				0				0.00				Creation				03.01.2022				Pledge				Third Party Pledge				300000				0.17				Virtue Financial Services Pvt Ltd				300000				0.17			

for Four Wings Marketing LLP


 Authorised Signatory

Place : Gurgaon

Date : 06.01.2022

* The details of encumbrances of residual promoters as on 22.12.2021 enclosed herewith as Annexure 1 is an extract of the data available of the Target Company

PRAKASH INDUSTRIES LIMITED
Details of encumbrance of residual promoters as on 22.12.2021

Sr. No.	Name of the Shareholder	Total shares held		Shares pledged or otherwise encumbered	
		No. of shares held	As a % of total share capital	No. of shares held	As a % of total share capital
1	SHRI V.P. AGARWAL	16268907	9.08	0	0.00
2	V.P. AGARWAL (HUF)	2208644	1.23	229389	0.13
3	SMT. MOHINI AGARWAL	1019856	0.57	1019856	0.57
4	SHRI VIKRAM AGARWAL	406500	0.23	406500	0.23
5	SHRI KANHA AGARWAL	18540	0.01	18540	0.01
6	AIRCON TRADEX PVT. LTD.	96000	0.05	96000	0.05
7	AMBROSIA COMMERCE PVT. LTD.	1936500	1.08	1936500	1.08
8	DHRUV COMMERCE PVT. LTD.	300500	0.17	300500	0.17
9	ESSENTIAL ELECTRONICS PVT. LTD.	597300	0.33	597300	0.33
10	EVERSHINE MERCANTILE PVT. LTD.	1621700	0.91	1621700	0.91
11	EXCEL FINCAP PVT. LTD.	102135	0.06	102100	0.06
12	FOCUS SECURITIES & CREDITS PVT. LTD.	1460000	0.82	1460000	0.82
13	FOUR WINGS MARKETING PVT. LTD.	101700	0.06	101700	0.06
14	GMK BUILDERS PVT. LTD.	8164800	4.56	5104650	2.85
15	GOEL CONTAINERS PVT. LTD.	1378682	0.77	1278682	0.71
16	HISSAR TUBES PVT. LTD.	700000	0.39	700000	0.39
17	HI-TECH MERCANTILE (INDIA) PVT. LTD.	2720695	1.52	2720695	1.52
18	NEW ERA COMMERCE & SECURITIES PVT. LTD.	215985	0.12	215900	0.12
19	OCEAN ISPAT PVT. LTD.	300000	0.17	300000	0.17
20	PAREEK OVERSEAS PVT. LTD.	623060	0.35	392618	0.22
21	PRAKASH CAPITAL SERVICES LTD.	1508467	0.84	1508400	0.84
22	PRAKASH INDUSTRIAL FINANCE LTD.	904950	0.51	890950	0.50
23	PREMIER FINCAP PVT. LTD.	767000	0.43	767000	0.43
24	PRIMENET GLOBAL LTD.	2470500	1.38	2470500	1.38
25	PRIME MERCANTILE PVT. LTD.	3701470	2.07	1460200	0.82
26	PROSPERO SECURITIES PVT. LTD.	515800	0.29	515800	0.29
27	ROURKELA STEEL PVT. LTD.	790633	0.44	790633	0.44
28	SAMYAK SECURITIES PVT. LTD	1500000	0.84	1500000	0.84
29	SHREE LABH LAKSHMI CAPITAL SERVICES PVT. LTD.	2311471	1.29	2256871	1.26
30	STYLE LEASING & FINANCE PVT. LTD.	1114400	0.62	1114400	0.62
31	SUNVIN TRADING & INVESTMENT PVT. LTD.	242312	0.14	242312	0.14
32	TECHDRIVE SOFTWARE LTD	562550	0.31	0	0.00
33	TOOLS INDIA PVT. LTD.	900900	0.50	900900	0.50
34	UNITY MERCANTILE PVT. LTD.	251575	0.14	251500	0.14
35	VANSHI FARMS PVT. LTD.	3157900	1.76	3157900	1.76
36	VISION MERCANTILE PVT. LTD.	1866754	1.04	1866700	1.04
37	WELTER SECURITIES LTD.	5006666	2.80	2576600	1.44
38	CHAIBASA STEEL LLP	250000	0.14	250000	0.14
39	DHRUV COMMERCE LLP	1481000	0.83	574000	0.32
40	ESSENTIAL ELECTRONICS LLP	302100	0.17	302100	0.17
41	EVERSHINE MERCANTILE LLP	300000	0.17	300000	0.17
42	HISSAR TUBES LLP	650012	0.36	650012	0.36
43	PREMIER FINCAP LLP	476480	0.27	476480	0.27
44	ROURKELA STEEL LLP	636500	0.36	0	0.00
45	SHIKHA MERCANTILE LLP	70600	0.04	70600	0.04
46	SPRING MERCANTILE LLP	500	0.00	0	0.00
47	SUNVIN TRADING & INVESTMENT LLP	1007688	0.56	925000	0.52
48	SUVARNA MARKETING LLP	95000	0.05	95000	0.05
	TOTAL	73084732	40.81	44516488	24.86

Ashu

HISSAR TUBES LLP

Formerly Hissar Tubes Private Limited

Regd. Office : 3rd Floor, Old Delhi Road Golden Jubilee Plaza Gurugram 122001

LLPIN: AAL-9892

Email Id : gopaltg@gmail.com

6th January, 2022

Listing Department
BSE Ltd.
Phiroze Jeejeebhoy Towers
Dalal Street
Mumbai – 400001

Listing Department
National Stock Exchange of India Ltd
Exchange Plaza, 5th Floor, Plot No. C/1
G Block, Bandra-Kurla Complex,
Bandra (E), Mumbai - 400051

Company Code : 506022

Company Symbol : PRAKASH

Sub : **Disclosure under Regulation 31 of Securities and Exchange Board of India
(Substantial Acquisition of Shares and Takeovers) Regulations, 2011**


Dear Sir,

In terms of the provisions of Regulation 31 of the SEBI (Substantial Acquisition of Shares and Takeovers) Regulations, 2011, we being Promoter group of Prakash Industries Limited hereby enclosing the details of pledged shares of Prakash Industries Limited held by us in the prescribed format.

This is for your information and record please.

Thanking you,

Yours faithfully,
For **Hissar Tubes LLP**



Authorised Signatory

Encl : (2) as above

CC To :

Prakash Industries Ltd.
15 Km. Stone, Delhi Road,
Hissar – 125044

Disclosure by the Promoter(s) to the stock exchanges and to the Target Company for encumbrance of shares / invocation of encumbrance/ release of encumbrance, in terms of Regulation 31(1) and 31(2) of SEBI (Substantial Acquisition of Shares and Takeovers) Regulation, 2011

Name of the Target Company(TC)		PRAKASH INDUSTRIES LIMITED																					
Names of the Stock Exchanges where the shares of the target company are listed		BSE Ltd. & National Stock Exchange of India Ltd.																					
Date of reporting		06 January 2022																					
Name of the promoter or PAC on whose shares encumbrance has been created/ released/invoked		Hissar Tubes LLP																					
Details of the creation of encumbrance :																							
Name of the promoter(s) or PACs with him		Details of events pertaining to encumbrance (3)																					
Promoter holding in the target company (1)		Promoter holding already encumbered (2)		Type of event (creation/ release/ invocation)						Date of creation/ invocation/ release/ encumbrance/ discharge		Type of encumbrance (pledge/ lien/ non disposal/ undertaking/ others)		Reasons for encumbrance		No. of shares for encumbrance		% of total share capital		Name of the entity in whose favour shares encumbered		Post event holding of encumbered shares	
No. of shares	% of total share capital	No. of shares	% of total share capital	(creation/ release/ invocation)	Date of creation/ invocation/ release/ encumbrance/ discharge	Type of encumbrance (pledge/ lien/ non disposal/ undertaking/ others)	Reasons for encumbrance	No. of shares for encumbrance	% of total share capital	Name of the entity in whose favour shares encumbered	No. of shares	% of total share capital	No. of shares	% of total share capital	Name of the entity in whose favour shares encumbered	No. of shares	% of total share capital	Name of the entity in whose favour shares encumbered	No. of shares	% of total share capital			
650012	0.36	650012	0.36	Release	03.01.2022	Pledge	Third Party Pledge	-650012	-0.36	Virtue Financial Services Pvt Ltd	0	0.00	650012	0.36	Virtue Financial Services Pvt Ltd	0	0.00	Virtue Financial Services Pvt Ltd	650012	0.36			
650012	0.36	0	0.00	Creation	03.01.2022	Pledge	Third Party Pledge	650012	0.36	Virtue Financial Services Pvt Ltd	650012	0.36	650012	0.36	Virtue Financial Services Pvt Ltd	650012	0.36	Virtue Financial Services Pvt Ltd	650012	0.36			

for Hissar Tubes LLP



Authorised Signatory

Place : Gurgaon

Date : 06.01.2022

* The details of encumbrances of residual promoters as on 22.12.2021 enclosed herewith as Annexure 1 is an extract of the data available of the Target Company

PRAKASH INDUSTRIES LIMITED
Details of encumbrance of residual promoters as on 22.12.2021

Sr. No.	Name of the Shareholder	Total shares held		Shares pledged or otherwise encumbered	
		No. of shares held	As a % of total share capital	No. of shares held	As a % of total share capital
1	SHRI V.P. AGARWAL	16268907	9.08	0	0.00
2	V.P. AGARWAL (HUF)	2208644	1.23	229389	0.13
3	SMT. MOHINI AGARWAL	1019856	0.57	1019856	0.57
4	SHRI VIKRAM AGARWAL	406500	0.23	406500	0.23
5	SHRI KANHA AGARWAL	18540	0.01	18540	0.01
6	AIRCON TRADEX PVT. LTD.	96000	0.05	96000	0.05
7	AMBROSIA COMMERCE PVT. LTD.	1936500	1.08	1936500	1.08
8	DHRUV COMMERCE PVT. LTD.	300500	0.17	300500	0.17
9	ESSENTIAL ELECTRONICS PVT. LTD.	597300	0.33	597300	0.33
10	EVERSHINE MERCANTILE PVT. LTD.	1621700	0.91	1621700	0.91
11	EXCEL FINCAP PVT. LTD.	102135	0.06	102100	0.06
12	FOCUS SECURITIES & CREDITS PVT. LTD.	1460000	0.82	1460000	0.82
13	FOUR WINGS MARKETING PVT. LTD.	101700	0.06	101700	0.06
14	GMK BUILDERS PVT. LTD.	8164800	4.56	5104650	2.85
15	GOEL CONTAINERS PVT. LTD.	1378682	0.77	1278682	0.71
16	HISSAR TUBES PVT. LTD.	700000	0.39	700000	0.39
17	HI-TECH MERCANTILE (INDIA) PVT. LTD.	2720695	1.52	2720695	1.52
18	NEW ERA COMMERCE & SECURITIES PVT. LTD.	215985	0.12	215900	0.12
19	OCEAN ISPAT PVT. LTD.	300000	0.17	300000	0.17
20	PAREEK OVERSEAS PVT. LTD.	623060	0.35	392618	0.22
21	PRAKASH CAPITAL SERVICES LTD.	1508467	0.84	1508400	0.84
22	PRAKASH INDUSTRIAL FINANCE LTD.	904950	0.51	890950	0.50
23	PREMIER FINCAP PVT. LTD.	767000	0.43	767000	0.43
24	PRIMENET GLOBAL LTD.	2470500	1.38	2470500	1.38
25	PRIME MERCANTILE PVT. LTD.	3701470	2.07	1460200	0.82
26	PROSPERO SECURITIES PVT. LTD.	515800	0.29	515800	0.29
27	ROURKELA STEEL PVT. LTD.	790633	0.44	790633	0.44
28	SAMYAK SECURITIES PVT. LTD.	1500000	0.84	1500000	0.84
29	SHREE LABH LAKSHMI CAPITAL SERVICES PVT. LTD.	2311471	1.29	2256871	1.26
30	STYLE LEASING & FINANCE PVT. LTD.	1114400	0.62	1114400	0.62
31	SUNVIN TRADING & INVESTMENT PVT. LTD.	242312	0.14	242312	0.14
32	TECHDRIVE SOFTWARE LTD	562550	0.31	0	0.00
33	TOOLS INDIA PVT. LTD.	900900	0.50	900900	0.50
34	UNITY MERCANTILE PVT. LTD.	251575	0.14	251500	0.14
35	VANSHI FARMS PVT. LTD.	3157900	1.76	3157900	1.76
36	VISION MERCANTILE PVT. LTD.	1866754	1.04	1866700	1.04
37	WELTER SECURITIES LTD.	5006666	2.80	2576600	1.44
38	CHAIBASA STEEL LLP	250000	0.14	250000	0.14
39	DHRUV COMMERCE LLP	1481000	0.83	574000	0.32
40	ESSENTIAL ELECTRONICS LLP	302100	0.17	302100	0.17
41	EVERSHINE MERCANTILE LLP	300000	0.17	300000	0.17
42	FOUR WINGS MARKETING LLP	300000	0.17	300000	0.17
43	PREMIER FINCAP LLP	476480	0.27	476480	0.27
44	ROURKELA STEEL LLP	636500	0.36	0	0.00
45	SHIKHA MERCANTILE LLP	70600	0.04	70600	0.04
46	SPRING MERCANTILE LLP	500	0.00	0	0.00
47	SUNVIN TRADING & INVESTMENT LLP	1007688	0.56	925000	0.52
48	SUVARNA MARKETING LLP	95000	0.05	95000	0.05
TOTAL		72734720	40.62	44166476	24.60

T. Anand

Sunvin Trading & Investment LLP

Regd. Office : 303, Himland House, D-5, Karampura Commercial Complex,
New Delhi, South Delhi – 110015.
LLPIN: AAL-9893

6th January, 2022

Listing Department
BSE Ltd.
Phiroze Jeejeebhoy Towers
Dalal Street
Mumbai – 400001

Listing Department
National Stock Exchange of India Ltd
Exchange Plaza, 5th Floor, Plot No. C/1
G Block, Bandra-Kurla Complex,
Bandra (E), Mumbai - 400051

Company Code : 506022

Company Symbol : PRAKASH

Sub : **Disclosure under Regulation 31 of Securities and Exchange Board of India
(Substantial Acquisition of Shares and Takeovers) Regulations, 2011**


Dear Sir,

In terms of the provisions of Regulation 31 of the SEBI (Substantial Acquisition of Shares and Takeovers) Regulations, 2011, we being Promoter group of Prakash Industries Limited hereby enclosing the details of pledged shares of Prakash Industries Limited held by us in the prescribed format.

This is for your information and record please.

Thanking you,

Yours faithfully,
For **Sunvin Trading & Investment LLP**



Authorised Signatory

Encl : (2) as above

CC To :

Prakash Industries Ltd.
15 Km. Stone, Delhi Road,
Hissar – 125044

Disclosure by the Promoter(s) to the stock exchanges and to the Target Company for encumbrance of shares / invocation of encumbrance/ release of encumbrance, in terms of Regulation 31(1) and 31(2) of SEBI (Substantial Acquisition of Shares and Takeovers) Regulation, 2011

Name of the Target Company(TC)		PRAKASH INDUSTRIES LIMITED										
Names of the Stock Exchanges where the shares of the target company are listed		BSE Ltd. & National Stock Exchange of India Ltd.										
Date of reporting		06 January 2022										
Name of the promoter or PAC on whose shares encumbrance has been created/ released/invoked		Style Leasing & Finance Pvt. Ltd.										
Details of the creation of encumbrance :												
Name of the promoter(s) or PACs with him		Details of events pertaining to encumbrance (3)										
Promoter holding in the target company (1)		Promoter holding already encumbered (2)		Details of events pertaining to encumbrance (3)						Post event holding of encumbered shares		
No. of shares	% of total share capital	No. of shares	% of total share capital	Type event (creation/ release/ invocation)	Date of creation/ invocation/ release of encumbrance	Type of encumbrance (pledge/ lien/ non disposal/ undertaking/ others)	Reasons for encumbrance	No. of shares	% of total share capital	Name of the entity in whose favour shares encumbered	No. of shares	% of total share capital
111400	0.62	111400	0.62	Release	04.01.2022	Pledge	Third Party Pledge	250000	-0.14	Virtue Financial Services Pvt Ltd	864400	0.48
111400	0.62	864400	0.48	Creation	04.01.2022	Pledge	Third Party Pledge	250000	0.14	Virtue Financial Services Pvt Ltd	1114400	0.62

for Style Leasing & Finance Pvt. Ltd.


Authorised Signatory

Place : Gurgaon

Date : 06.01.2022

* The details of encumbrances of residual promoters as on 22.12.2021 enclosed herewith as Annexure 1 is an extract of the data available of the Target Company

PRAKASH INDUSTRIES LIMITED
Details of encumbrance of residual promoters as on 31.12.2021

Sr. No.	Name of the Shareholder	Total shares held		Shares pledged or otherwise encumbered	
		No. of shares held	As a % of total share capital	No. of shares held	As a % of total share capital
1	SHRI V.P. AGARWAL	16268907	9.08	0	0.00
2	V.P. AGARWAL (HUF)	2208644	1.23	229389	0.13
3	SMT. MOHINI AGARWAL	1019856	0.57	1019856	0.57
4	SHRI VIKRAM AGARWAL	406500	0.23	406500	0.23
5	SHRI KANHA AGARWAL	18540	0.01	18540	0.01
6	AIRCON TRADEX PVT. LTD.	96000	0.05	96000	0.05
7	AMBROSIA COMMERCE PVT. LTD.	1936500	1.08	1936500	1.08
8	DHRUV COMMERCE PVT. LTD.	300500	0.17	300500	0.17
9	ESSENTIAL ELECTRONICS PVT. LTD.	597300	0.33	597300	0.33
10	EVERSHINE MERCANTILE PVT. LTD.	1621700	0.91	1621700	0.91
11	EXCEL FINCAP PVT. LTD.	102135	0.06	102100	0.06
12	FOCUS SECURITIES & CREDITS PVT. LTD.	1460000	0.82	1460000	0.82
13	FOUR WINGS MARKETING PVT. LTD.	101700	0.06	101700	0.06
14	GMK BUILDERS PVT. LTD.	8164800	4.56	5104650	2.85
15	GOEL CONTAINERS PVT. LTD.	1378682	0.77	1278682	0.71
16	HISSAR TUBES PVT. LTD.	700000	0.39	700000	0.39
17	HI-TECH MERCANTILE (INDIA) PVT. LTD.	2720695	1.52	2720695	1.52
18	NEW ERA COMMERCE & SECURITIES PVT. LTD.	215985	0.12	215900	0.12
19	OCEAN ISPAT PVT. LTD.	300000	0.17	300000	0.17
20	PAREEK OVERSEAS PVT. LTD.	623060	0.35	392618	0.22
21	PRAKASH CAPITAL SERVICES LTD.	1508467	0.84	1508400	0.84
22	PRAKASH INDUSTRIAL FINANCE LTD.	904950	0.51	890950	0.50
23	PREMIER FINCAP PVT. LTD.	767000	0.43	767000	0.43
24	PRIMENET GLOBAL LTD.	2470500	1.38	2470500	1.38
25	PRIME MERCANTILE PVT. LTD.	3701470	2.07	1460200	0.82
26	PROSPERO SECURITIES PVT. LTD.	515800	0.29	515800	0.29
27	ROURKELA STEEL PVT. LTD.	790633	0.44	790633	0.44
28	SAMYAK SECURITIES PVT. LTD.	1500000	0.84	1500000	0.84
29	SHREE LABH LAKSHMI CAPITAL SERVICES PVT. LTD.	2311471	1.29	2256871	1.26
30	STYLE LEASING & FINANCE PVT. LTD.	1114400	0.62	1114400	0.62
31	SUNVIN TRADING & INVESTMENT PVT. LTD.	242312	0.14	242312	0.14
32	TECHDRIVE SOFTWARE LTD	562550	0.31	0	0.00
33	TOOLS INDIA PVT. LTD.	900900	0.50	900900	0.50
34	UNITY MERCANTILE PVT. LTD.	251575	0.14	251500	0.14
35	VANSHI FARMS PVT. LTD.	3157900	1.76	3157900	1.76
36	VISION MERCANTILE PVT. LTD.	1866754	1.04	1866700	1.04
37	WELTER SECURITIES LTD.	5006666	2.80	2576600	1.44
38	CHAIBASA STEEL LLP	250000	0.14	250000	0.14
39	DHRUV COMMERCE LLP	1481000	0.83	574000	0.32
40	ESSENTIAL ELECTRONICS LLP	302100	0.17	302100	0.17
41	EVERSHINE MERCANTILE LLP	300000	0.17	300000	0.17
42	FOUR WINGS MARKETING LLP	300000	0.17	300000	0.17
43	HISSAR TUBES LLP	650012	0.36	650012	0.36
44	PREMIER FINCAP LLP	476480	0.27	476480	0.27
45	ROURKELA STEEL LLP	636500	0.36	0	0.00
46	SHIKHA MERCANTILE LLP	70600	0.04	70600	0.04
47	SPRING MERCANTILE LLP	500	0.00	0	0.00
48	SUVARNA MARKETING LLP	95000	0.05	95000	0.05
	TOTAL	72377044	40.42	43891488	24.51

Tanku

Style Leasing & Finance Pvt. Ltd.

Regd. Office: 303, Himland House, D-5, Karampura Commercial Complex,
New Delhi West Delhi DL 110015
CIN NO. U74899DL1989PTC035878

6th January, 2022

Listing Department
BSE Ltd.
Phiroze Jeejeebhoy Towers
Dalal Street
Mumbai – 400001

Listing Department
National Stock Exchange of India Ltd
Exchange Plaza, 5th Floor, Plot No. C/1
G Block, Bandra-Kurla Complex,
Bandra (E), Mumbai - 400051

Company Code : 506022

Company Symbol : PRAKASH

Sub : Disclosure under Regulation 31 of Securities and Exchange Board of India
(Substantial Acquisition of Shares and Takeovers) Regulations, 2011

Dear Sir,

In terms of the provisions of Regulation 31 of the SEBI (Substantial Acquisition of Shares and Takeovers) Regulations, 2011, we being Promoter group of Prakash Industries Limited hereby enclosing the details of pledged shares of Prakash Industries Limited held by us in the prescribed format.

This is for your information and record please.

Thanking you,

Yours faithfully,
For **Style Leasing & Finance Private Limited**



Authorised Signatory

Encl : (2) as above

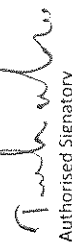
CC To :

Prakash Industries Ltd.
15 Km. Stone, Delhi Road,
Hissar – 125044

Disclosure by the Promoter(s) to the stock exchanges and to the Target Company for encumbrance of shares / invocation of encumbrance/ release of encumbrance, in terms of Regulation 31(1) and 31(2) of SEBI (Substantial Acquisition of Shares and Takeovers) Regulation, 2011

Name of the Target Company(TC)		PRAKASH INDUSTRIES LIMITED																			
Names of the Stock Exchanges where the shares of the target company are listed		BSE Ltd. & National Stock Exchange of India Ltd.																			
Date of reporting		06 January 2022																			
Name of the promoter or PAC on whose shares encumbrance has been created/ released/invoked		Sunvin Trading & Investment LLP																			
Details of the creation of encumbrance :																					
Name of the promoter(s) or PACs with him		Details of events pertaining to encumbrance (3)																			
Promoter holding in the target company (1)		Promoter holding already encumbered (2)		Type of event (creation/ release/ invocation)						Type of encumbrance (pledge/ lien/ release of non disposal/ undetaking/ others)		Reasons for encumbrance		Name of the entity in whose favour shares encumbered		No. of shares		% of total share capital		Post event holding of encumbered shares	
No. of shares	% of total share capital	No. of shares	% of total share capital	Date of creation/ invocation/ release of encumbrance	Type of event (creation/ release/ invocation)	Date of creation/ invocation/ release of encumbrance	Type of encumbrance (pledge/ lien/ release of non disposal/ undetaking/ others)	Reasons for encumbrance	No. of shares	% of total share capital	Name of the entity in whose favour shares encumbered	No. of shares	% of total share capital	No. of shares	% of total share capital	No. of shares	% of total share capital	No. of shares	% of total share capital		
1007688	0.56	925000	0.52	04.01.2022	Release	04.01.2022	Pledge	Third Party Pledge	-745000	-0.42	Virtue Financial Services Pvt Ltd	180000	0.10	180000	0.10	180000	0.10	180000	0.10		
1007688	0.56	180000	0.10	04.01.2022	Creation	04.01.2022	Pledge	Third Party Pledge	745000	0.42	Virtue Financial Services Pvt Ltd	925000	0.52	925000	0.52	925000	0.52	925000	0.52		

for Sunvin Trading & Investment LLP


Authorised Signatory

Place : New Delhi
Date : 06.01.2022

* The details of encumbrances of residual promoters as on 22.12.2021 enclosed herewith as Annexure 1 is an extract of the data available of the Target Company

PRAKASH INDUSTRIES LIMITED

Details of encumbrance of residual promoters as on 22.12.2021

Sr. No.	Name of the Shareholder	Total shares held		Shares pledged or otherwise encumbered	
		No. of shares held	As a % of total share capital	No. of shares held	As a % of total share capital
1	SHRI V.P. AGARWAL	16268907	9.08	0	0.00
2	V.P. AGARWAL (HUF)	2208644	1.23	229389	0.13
3	SMT. MOHINI AGARWAL	1019856	0.57	1019856	0.57
4	SHRI VIKRAM AGARWAL	406500	0.23	406500	0.23
5	SHRI KANHA AGARWAL	18540	0.01	18540	0.01
6	AIRCON TRADEX PVT. LTD.	96000	0.05	96000	0.05
7	AMBROSIA COMMERCE PVT. LTD.	1936500	1.08	1936500	1.08
8	DHRUV COMMERCE PVT. LTD.	300500	0.17	300500	0.17
9	ESSENTIAL ELECTRONICS PVT. LTD.	597300	0.33	597300	0.33
10	EVERSHINE MERCANTILE PVT. LTD.	1621700	0.91	1621700	0.91
11	EXCEL FINCAP PVT. LTD.	102135	0.06	102100	0.06
12	FOCUS SECURITIES & CREDITS PVT. LTD.	1460000	0.82	1460000	0.82
13	FOUR WINGS MARKETING PVT. LTD.	101700	0.06	101700	0.06
14	GMK BUILDERS PVT. LTD.	8164800	4.56	5104650	2.85
15	GOEL CONTAINERS PVT. LTD.	1378682	0.77	1278682	0.71
16	HISSAR TUBES PVT. LTD.	700000	0.39	700000	0.39
17	HI-TECH MERCANTILE (INDIA) PVT. LTD.	2720695	1.52	2720695	1.52
18	NEW ERA COMMERCE & SECURITIES PVT. LTD.	215985	0.12	215900	0.12
19	OCEAN ISPAT PVT. LTD.	300000	0.17	300000	0.17
20	PAREEK OVERSEAS PVT. LTD.	623060	0.35	392618	0.22
21	PRAKASH CAPITAL SERVICES LTD.	1508467	0.84	1508400	0.84
22	PRAKASH INDUSTRIAL FINANCE LTD.	904950	0.51	890950	0.50
23	PREMIER FINCAP PVT. LTD.	767000	0.43	767000	0.43
24	PRIMENET GLOBAL LTD.	2470500	1.38	2470500	1.38
25	PRIME MERCANTILE PVT. LTD.	3701470	2.07	1460200	0.82
26	PROSPERO SECURITIES PVT. LTD.	515800	0.29	515800	0.29
27	ROURKELA STEEL PVT. LTD.	790633	0.44	790633	0.44
28	SAMYAK SECURITIES PVT. LTD.	1500000	0.84	1500000	0.84
29	SHREE LABH LAKSHMI CAPITAL SERVICES PVT. LTD.	2311471	1.29	2256871	1.26
30	SUNVIN TRADING & INVESTMENT PVT. LTD.	242312	0.14	242312	0.14
31	TECHDRIVE SOFTWARE LTD	562550	0.31	0	0.00
32	TOOLS INDIA PVT. LTD.	900900	0.50	900900	0.50
33	UNITY MERCANTILE PVT. LTD.	251575	0.14	251500	0.14
34	VANSHI FARMS PVT. LTD.	3157900	1.76	3157900	1.76
35	VISION MERCANTILE PVT. LTD.	1866754	1.04	1866700	1.04
36	WELTER SECURITIES LTD.	5006666	2.80	2576600	1.44
37	CHAIBASA STEEL LLP	250000	0.14	250000	0.14
38	DHRUV COMMERCE LLP	1481000	0.83	574000	0.32
39	ESSENTIAL ELECTRONICS LLP	302100	0.17	302100	0.17
40	EVERSHINE MERCANTILE LLP	300000	0.17	300000	0.17
41	FOUR WINGS MARKETING LLP	300000	0.17	300000	0.17
42	HISSAR TUBES LLP	650012	0.36	650012	0.36
43	PREMIER FINCAP LLP	476480	0.27	476480	0.27
44	ROURKELA STEEL LLP	636500	0.36	0	0.00
45	SHIKHA MERCANTILE LLP	70600	0.04	70600	0.04
46	SPRING MERCANTILE LLP	500	0.00	0	0.00
47	SUNVIN TRADING & INVESTMENT LLP	1007688	0.56	925000	0.52
48	SUVARNA MARKETING LLP	95000	0.05	95000	0.05
TOTAL		72270332	40.36	43702088	24.40

Prime Mercantile Private Limited

Corporate Off. : N, 3rd Floor, Old Delhi Road, Golden Jubilee Plaza, Gurgaon-122001

CIN NO. U74899HR1994PTCO41299

E-mail: gopaltg@gmail.com

6th January, 2022

Listing Department
BSE Ltd.
Phiroze Jeejeebhoy Towers
Dalal Street
Mumbai – 400001

Listing Department
National Stock Exchange of India Ltd
Exchange Plaza, 5th Floor, Plot No. C/1
G Block, Bandra-Kurla Complex,
Bandra (E), Mumbai - 400051

Company Code : 506022

Company Symbol : PRAKASH

Sub : **Disclosure under Regulation 31 of Securities and Exchange Board of India
(Substantial Acquisition of Shares and Takeovers) Regulations, 2011**


Dear Sir,

In terms of the provisions of Regulation 31 of the SEBI (Substantial Acquisition of Shares and Takeovers) Regulations, 2011, we being Promoter group of Prakash Industries Limited hereby enclosing the details of pledged shares of Prakash Industries Limited held by us in the prescribed format.

This is for your information and record please.

Thanking you,

Yours faithfully,
For **Prime Mercantile Private Limited**



Authorised Signatory

Encl : (2) as above

CC To :

Prakash Industries Ltd.
15 Km. Stone, Delhi Road,
Hissar – 125044

Disclosure by the Promoter(s) to the stock exchanges and to the Target Company for encumbrance of shares / invocation of encumbrance/ release of encumbrance, in terms of Regulation 31(1) and 31(2) of SEBI (Substantial Acquisition of Shares and Takeovers) Regulation, 2011

Name of the Target Company(TC)										PRAKASH INDUSTRIES LIMITED														
Names of the Stock Exchanges where the shares of the target company are listed										BSE Ltd. & National Stock Exchange of India Ltd.														
Date of reporting										06 January 2022														
Name of the promoter or PAC on whose shares encumbrance has been created/ released/invoked										Prime Mercantile Pvt. Ltd.														
Details of the creation of encumbrance :																								
Name of the promoter(s) or PACs with him										Details of events pertaining to encumbrance (3)														
Promoter holding in the target company (1)					Promoter holding already encumbered (2)					Reasons for encumbrance					Name of the entity in whose favour shares encumbered					Post event holding of encumbered shares				
No. of shares	% of total share capital	No. of shares	% of total share capital	Type of event (creation/ release/ invocation)	Date of creation/ invocation/ release of encumbrance	Type of encumbrance (pledge/ lien/ non disposal/ undertaking/ others)	No. of shares for encumbrance	% of total share capital	No. of shares whose favour shares encumbered	% of total share capital	No. of shares	% of total share capital	No. of shares	% of total share capital	No. of shares	% of total share capital	No. of shares	% of total share capital	No. of shares	% of total share capital				
3701470	2.07	1460200	0.82	Release	04.01.2022	Pledge	44800	-0.03	Virtue Financial Services Pvt Ltd	0.79	3701470	2.07	1415400	0.79	44800	-0.03	1415400	0.79	1415400	0.79				
3701470	2.07	1415400	0.79	Creation	04.01.2022	Pledge	44800	0.03	Virtue Financial Services Pvt Ltd	0.82	3701470	2.07	1460200	0.82	44800	0.03	1460200	0.82	1460200	0.82				

for Prime Mercantile Pvt. Ltd.


Authorised Signatory

Place : Gurgaon
Date : 06.01.2022

* The details of encumbrances of residual promoters as on 22.12.2021 enclosed herewith as Annexure 1 is an extract of the data available of the Target Company

PRAKASH INDUSTRIES LIMITED
Details of encumbrance of residual promoters as on 22.12.2021

Sr. No.	Name of the Shareholder	Total shares held		Shares pledged or otherwise encumbered	
		No. of shares held	As a % of total share capital	No. of shares held	As a % of total share capital
1	SHRI V.P. AGARWAL	16268907	9.08	0	0.00
2	V.P. AGARWAL (HUF)	2208644	1.23	229389	0.13
3	SMT. MOHINI AGARWAL	1019856	0.57	1019856	0.57
4	SHRI VIKRAM AGARWAL	406500	0.23	406500	0.23
5	SHRI KANHA AGARWAL	18540	0.01	18540	0.01
6	AIRCON TRADEX PVT. LTD.	96000	0.05	96000	0.05
7	AMBRÓSIA COMMERCE PVT. LTD.	1936500	1.08	1936500	1.08
8	DHRUV COMMERCE PVT. LTD.	300500	0.17	300500	0.17
9	ESSENTIAL ELECTRONICS PVT. LTD.	597300	0.33	597300	0.33
10	EVERSHINE MERCANTILE PVT. LTD.	1621700	0.91	1621700	0.91
11	EXCEL FINCAP PVT. LTD.	102135	0.06	102100	0.06
12	FOCUS SECURITIES & CREDITS PVT. LTD.	1460000	0.82	1460000	0.82
13	FOUR WINGS MARKETING PVT. LTD.	101700	0.06	101700	0.06
14	GMK BUILDERS PVT. LTD.	8164800	4.56	5104650	2.85
15	GOEL CONTAINERS PVT. LTD.	1378682	0.77	1278682	0.71
16	HISSAR TUBES PVT. LTD.	700000	0.39	700000	0.39
17	HI-TECH MERCANTILE (INDIA) PVT. LTD.	2720695	1.52	2720695	1.52
18	NEW ERA COMMERCE & SECURITIES PVT. LTD.	215985	0.12	215900	0.12
19	OCEAN ISPAT PVT. LTD.	300000	0.17	300000	0.17
20	PAREEK OVERSEAS PVT. LTD.	623060	0.35	392618	0.22
21	PRAKASH CAPITAL SERVICES LTD.	1508467	0.84	1508400	0.84
22	PRAKASH INDUSTRIAL FINANCE LTD.	904950	0.51	890950	0.50
23	PREMIER FINCAP PVT. LTD.	767000	0.43	767000	0.43
24	PRIMENET GLOBAL LTD.	2470500	1.38	2470500	1.38
25	PROSPERO SECURITIES PVT. LTD.	515800	0.29	515800	0.29
26	ROURKELA STEEL PVT. LTD.	790633	0.44	790633	0.44
27	SAMYAK SECURITIES PVT. LTD.	1500000	0.84	1500000	0.84
28	SHREE LABH LAKSHMI CAPITAL SERVICES PVT. LTD.	2311471	1.29	2256871	1.26
29	STYLE LEASING & FINANCE PVT. LTD.	1114400	0.62	1114400	0.62
30	SUNVIN TRADING & INVESTMENT PVT. LTD.	242312	0.14	242312	0.14
31	TECHDRIVE SOFTWARE LTD	562550	0.31	0	0.00
32	TOOLS INDIA PVT. LTD.	900900	0.50	900900	0.50
33	UNITY MERCANTILE PVT. LTD.	251575	0.14	251500	0.14
34	VANSHI FARMS PVT. LTD.	3157900	1.76	3157900	1.76
35	VISION MERCANTILE PVT. LTD.	1866754	1.04	1866700	1.04
36	WELTER SECURITIES LTD.	5006666	2.80	2576600	1.44
37	CHAIBASA STEEL LLP	250000	0.14	250000	0.14
38	DHRUV COMMERCE LLP	1481000	0.83	574000	0.32
39	ESSENTIAL ELECTRONICS LLP	302100	0.17	302100	0.17
40	EVERSHINE MERCANTILE LLP	300000	0.17	300000	0.17
41	FOUR WINGS MARKETING LLP	300000	0.17	300000	0.17
42	HISSAR TUBES LLP	650012	0.36	650012	0.36
43	PREMIER FINCAP LLP	476480	0.27	476480	0.27
44	ROURKELA STEEL LLP	636500	0.36	0	0.00
45	SHIKHA MERCANTILE LLP	70600	0.04	70600	0.04
46	SPRING MERCANTILE LLP	500	0.00	0	0.00
47	SUNVIN TRADING & INVESTMENT LLP	1007688	0.56	925000	0.52
48	SUVARNA MARKETING LLP	95000	0.05	95000	0.05
	TOTAL	69683262	38.91	43356288	24.21

Agm