

03 January, 2024

Mr. Tridib Barat,
Company Secretary & Compliance Officer
Chambal Fertilisers and Chemicals Limited
"Corporate One", First Floor, 5, Commercial Centre,
Jasola, New Delhi – 110 025

BSE Limited,
Floor 25, P.J. Towers,
Dalal Street,
Mumbai-400001

National Stock Exchange of India Limited,
Exchange Plaza, C-1, Block-G,
Bandra-Kurla Complex, Bandra East,
Mumbai-400051

Sub: Disclosure under Regulation 31(2) of SEBI (Substantial Acquisition of Shares and Takeovers), Regulations 2011

Dear Sir,

Please find enclosed herewith the disclosure under Regulation 31(2) read with 31(3) of SEBI (Substantial Acquisition of Shares and Takeovers), Regulations, 2011, in the prescribed format.


This is in compliance with Securities and Exchange Board of India (Substantial Acquisition of Shares and Takeovers) Regulations, 2011.

You are requested to take the same on record.

Thanking You

Yours Faithfully,

For Simon India Limited


Ram Mohan Garg
(Chief Financial Officer)



Encl: As above

SIMON INDIA LTD.


Head Office:

Global Business Park, Tower -A, 8th Floor, M. G. Road,
Sector -26, Gurgaon, Haryana (India)-122 002,
CIN No- U7499DL1995LC071074

Registered Office:

Birla Mills Complex, P.O.Birla Lines , GT Road, Near Clock Tower, Delhi-110007

Telephone : 0124-4518500
0124-4518200


 www.simonindia.com

Format for disclosure by the Promoter(s) to the stock exchanges and to the Target Company for encumbrance of shares / invocation of encumbrance/ release of encumbrance, in terms of Regulation 31(1) and 31(2) of SEBI (Substantial Acquisition of Shares and Takeovers) Regulations, 2011

Name of the Target Company (TC)		CHAMBAL FERTILISERS AND CHEMICALS LIMITED ("CFCL")											
Names of the Stock Exchanges where the shares of the target company are listed		BSE LIMITED NATIONAL STOCK EXCHANGE OF INDIA LIMITED											
Date of reporting		03-01-2024											
Name of the promoter or PAC on whose shares encumbrance has been created/released/invoked		SIMON INDIA LIMITED ("SIL")											
Details of the creation/release of encumbrance:		Details of events pertaining to encumbrance (3)											
Name of the promoter (s) or PACs with him(*)	Promoter holding in the target company (1)		Promoter holding already encumbered (2)		Type of event (creation / release / invocation)	Date of creation/invocation/ release of encumbrance	Type of encumbrance (pledge / lien/ non disposa / undertaking/others)	Reasons for encumbrance**	Number	% of share capital	Name of the entity in whose favor shares encumbered ***	Post event holding of Encumbered shares {creation [(2)+(3)] / release [(2)-(3)] / invocation [(1)-(3)]}	% of total share capital
	Number	% of total share capital	Number	% of total share capital									
Simon India Limited	22,00,000	0.53	22,00,000	0.53	Release	27-12-2023	Pledge	The pledge created by Simon India Limited on the equity shares of Chambal Fertilisers and Chemicals Limited has been released by Anand Rathi Global Finance Ltd due to appreciation in the price of security provided for the loan availed by Zuari Industries Limited (formerly Zuari Global Limited) from Anand Rathi Global Finance Ltd.	100,000	0.03	Anand Rathi Global Finance Ltd.	21,00,000	0.50
Zuari Industries Limited (formerly Zuari Global Limited)	5,90,17,307	14.18	5,56,56,024	13.38	-	-	-	-	-	-	-	5,56,56,024	13.38



Zuari International Limited (formerly Zuari Investments Limited)	4,02,840	0.10	377,840	0.09	-	-	-	-	-	-	-	-	-	-	-	-	-	-	-	377,840	0.09	
Yashovardhan Investment & Trading Co. Ltd.	78,89,500	1.90	-	-	-	-	-	-	-	-	-	-	-	-	-	-	-	-	-	-	-	-
Uttam Commercial Ltd.	68,00,200	1.63	-	-	-	-	-	-	-	-	-	-	-	-	-	-	-	-	-	-	-	-
The Hindustan Times Limited	5,93,71,221	14.26	-	-	-	-	-	-	-	-	-	-	-	-	-	-	-	-	-	-	-	-
Texmaco Rail & Engineering Ltd.	10,000	0.00	-	-	-	-	-	-	-	-	-	-	-	-	-	-	-	-	-	-	-	-
Texmaco Infrastructure & Holdings Limited	2,96,864	0.07	-	-	-	-	-	-	-	-	-	-	-	-	-	-	-	-	-	-	-	-
Sonali Commercial Ltd.	3,79,350	0.09	-	-	-	-	-	-	-	-	-	-	-	-	-	-	-	-	-	-	-	-
SIL Properties Ltd.	1,00,000	0.02	-	-	-	-	-	-	-	-	-	-	-	-	-	-	-	-	-	-	-	-
SIL Investments Limited	3,37,93,455	8.12	-	-	-	-	-	-	-	-	-	-	-	-	-	-	-	-	-	-	-	-
Sidh Enterprises Limited	1,53,500	0.04	-	-	-	-	-	-	-	-	-	-	-	-	-	-	-	-	-	-	-	-
Shree Vihar Properties Ltd.	7,00,000	0.17	-	-	-	-	-	-	-	-	-	-	-	-	-	-	-	-	-	-	-	-
Shital Commercial Limited	1,38,318	0.03	-	-	-	-	-	-	-	-	-	-	-	-	-	-	-	-	-	-	-	-
SCM Investment & Trading Co. Ltd.	5,89,200	0.14	-	-	-	-	-	-	-	-	-	-	-	-	-	-	-	-	-	-	-	-



Earthstone Investment & Finance Limited	84,24,515	2.02	-	-	-	-	-	-	-	-	-	-	-	-	-	-	-	-	-	-	-	-	-	-	
Earthstone Holding (Two) Private Limited	1,47,95,077	3.55	-	-	-	-	-	-	-	-	-	-	-	-	-	-	-	-	-	-	-	-	-	-	-
Duke Commerce Limited	5,50,200	0.13	-	-	-	-	-	-	-	-	-	-	-	-	-	-	-	-	-	-	-	-	-	-	-
Deepshikha Trading Co. Private Ltd.	57,700	0.01	-	-	-	-	-	-	-	-	-	-	-	-	-	-	-	-	-	-	-	-	-	-	-
Adventz Securities Enterprises Limited	1,70,022	0.04	-	-	-	-	-	-	-	-	-	-	-	-	-	-	-	-	-	-	-	-	-	-	-
Adventz Finance Private Limited	10,65,607	0.26	-	-	-	-	-	-	-	-	-	-	-	-	-	-	-	-	-	-	-	-	-	-	-
Chandra Shekhar Nopany	2,90,275	0.07	-	-	-	-	-	-	-	-	-	-	-	-	-	-	-	-	-	-	-	-	-	-	-
Chandra Shekhar Nopany HUF	2,40,100	0.06	-	-	-	-	-	-	-	-	-	-	-	-	-	-	-	-	-	-	-	-	-	-	-
Chandra Shekhar Nopany (Shruti Family Trust)	1,000	0.00	-	-	-	-	-	-	-	-	-	-	-	-	-	-	-	-	-	-	-	-	-	-	-
Chandra Shekhar Nopany (Shekhar Family Trust)	1,40,01,000	3.36	-	-	-	-	-	-	-	-	-	-	-	-	-	-	-	-	-	-	-	-	-	-	-
Jyotsna Poddar	44,05,000	1.06	-	-	-	-	-	-	-	-	-	-	-	-	-	-	-	-	-	-	-	-	-	-	-
Nandini Nopany	7,02,667	0.17	-	-	-	-	-	-	-	-	-	-	-	-	-	-	-	-	-	-	-	-	-	-	-
Saroj Kumar Poddar	7,06,128	0.17	7,00,000	0.17	-	-	-	-	-	-	-	-	-	-	-	-	-	-	-	-	-	-	-	7,00,000	0.17
Shobhana Bhartia	27,26,796	0.66	-	-	-	-	-	-	-	-	-	-	-	-	-	-	-	-	-	-	-	-	-	-	-
Shradha Agarwala	3,25,900	0.08	-	-	-	-	-	-	-	-	-	-	-	-	-	-	-	-	-	-	-	-	-	-	-
Akshay Poddar	23,25,025	0.56	22,00,000	0.53	-	-	-	-	-	-	-	-	-	-	-	-	-	-	-	-	-	-	-	22,00,000	0.53
Arhant Vikram Nopany	47,000	0.01	-	-	-	-	-	-	-	-	-	-	-	-	-	-	-	-	-	-	-	-	-	-	-



Shruti Vora	4,10,000	0.10	-	-	-	-	-	-	-	-	-	-	-	-	-	-	-	-	-	-
Shyam Sunder Bhartia	-	-	-	-	-	-	-	-	-	-	-	-	-	-	-	-	-	-	-	-
PACs																				
Champan Marketing Co. Ltd.	302500	0.07	-	-	-	-	-	-	-	-	-	-	-	-	-	-	-	-	-	-
Shalini Nopany	5000	0.00	-	-	-	-	-	-	-	-	-	-	-	-	-	-	-	-	-	-
Urvi Mittal	73,500	0.02	-	-	-	-	-	-	-	-	-	-	-	-	-	-	-	-	-	-

For Simon India Limited



Ram Mohan Garg
(Chief Financial Officer)

Date: 03/01/2024

Place: Gurugram

* The names of all the promoters, their shareholding in the target company and their pledged shareholding as on the reporting date should appear in the table irrespective of whether they are reporting on the date of event or not.

** For example, for the purpose of collateral for loans taken by the company, personal borrowing, third party pledge, etc.

*** This would include name of both the lender and the trustee who may hold shares directly or on behalf of the lender.