



where **Passion**  
meets **Performance**

www.pclindia.in

info@pclindia.in

+91 217 2357645

+91 9168646531/32/33

L24231PN1992PLC067126

PCL/SEC/23-24/030

Date: 15<sup>th</sup> June 2023

<b>To</b> <b>National Stock Exchange of India Limited,</b> "Exchange Plaza" 5th Floor, Plot No. C-1, G Block, Bandra Kurla Complex, Bandra (East), Mumbai – 400051  NSE Scrip Code - PRECAM	<b>To</b> <b>BSE Limited,</b> Phiroze Jeejeebhoy Towers, Dalal Street, Mumbai - 400001  BSE Scrip Code – 539636
--	---

**Subject: Financial Results for the quarter and Financial Year ended 31<sup>st</sup> March 2023 in Machine Readable Form.**

**Reference: Email from NSE dated 15<sup>th</sup> June 2023 for submission of Machine Readable / legible copy of Financial Results.**

Dear Sir/Madam,

In terms of Regulation 33 of the SEBI (Listing Obligations and Disclosure Requirements) Regulations, 2015, we have submitted the Financial Results (Standalone and Consolidated) of the Company under the Outcome of Board Meeting and Results dated **Friday 26<sup>th</sup> May 2023.**

In the Financial Results some pages were not in Machine Readable format, so as per the email communication from NSE we are submitting the Financial Results in machine-readable and searchable form.

You are requested to take the same on record.

Thanking you,

For **Precision Camshafts Limited**

**Ravindra R. Joshi**

Whole-time Director and CFO

DIN: [03338134](#)

Precision Camshafts Limited

📍 Solapur : D5 MIDC, Chincholi, Solapur, India – 413255

📍 Solapur : E102 MIDC, Akkalkot Road, Solapur, India – 413006

📍 Pune : 501/502, Kanchanban "B", Sunit Capital, Senapati Bapat Rd, Pune, India - 411016

## Statement of Standalone Financial Result for the Quarter and Year Ended March 31, 2023

(Rs. In lakhs, Except Earnings per share)

Sr. no	Particulars	Standalone				
		Quarter ended			Year ended	
		March 31, 2023 (Audited)	December 31, 2022 (Unaudited)	March 31, 2022 (Audited)	March 31, 2023 (Audited)	March 31, 2022 (Audited)
<b>1</b>	<b>Income</b>					
	Revenue from operations	16,880.03	15,059.81	15,025.52	62,634.38	51,212.32
	Other income	781.63	2,045.73	522.86	3,348.51	1,952.55
	<b>Total Income</b>	<b>17,661.66</b>	<b>17,105.54</b>	<b>15,548.38</b>	<b>65,982.89</b>	<b>53,164.87</b>
<b>2</b>	<b>Expenses</b>					
	Cost of raw materials and components consumed	5,545.49	5,382.27	5,613.08	22,200.58	17,824.21
	(Increase) / decrease in inventories of finished goods, work-in-progress	160.22	(55.50)	(810.42)	(67.89)	(993.89)
	Employee benefits expense	2,178.97	2,019.33	1,833.66	8,000.65	6,353.16
	Finance costs	145.72	82.09	86.35	372.12	259.43
	Depreciation and amortisation expense	828.63	961.85	922.84	3,634.55	3,709.89
	Other expenses	6,816.01	5,546.36	5,712.24	23,501.82	18,675.10
	<b>Total expenses</b>	<b>15,675.04</b>	<b>13,936.40</b>	<b>13,357.75</b>	<b>57,641.83</b>	<b>45,827.90</b>
<b>3</b>	<b>Profit before exceptional item and tax(1-2)</b>	<b>1,986.62</b>	<b>3,169.14</b>	<b>2,190.63</b>	<b>8,341.06</b>	<b>7,336.97</b>
<b>4</b>	<b>Exceptional items</b>	-	-	-	-	1,277.50
<b>5</b>	<b>Profit before tax(3+4)</b>	<b>1,986.62</b>	<b>3,169.14</b>	<b>2,190.63</b>	<b>8,341.06</b>	<b>8,614.47</b>
<b>6</b>	<b>Tax expense</b>					
	Current tax	724.18	912.11	606.32	2,444.24	2,163.78
	(Excess)/Short Provision of tax relating to earlier years	52.26	154.00	-	134.52	(138.56)
	Deferred tax	(193.62)	(173.08)	(40.61)	(332.52)	(18.44)
	<b>Total tax expense</b>	<b>582.82</b>	<b>893.03</b>	<b>565.71</b>	<b>2,246.24</b>	<b>2,006.78</b>
<b>7</b>	<b>Profit for the period/year (5-6)</b>	<b>1,403.80</b>	<b>2,276.11</b>	<b>1,624.92</b>	<b>6,094.82</b>	<b>6,607.69</b>
<b>8</b>	<b>Other comprehensive income</b>					
	<b>A. Other comprehensive income not to be reclassified to profit or loss in subsequent periods:</b>					
	Re-measurement gains / (losses) on defined benefit plans	(15.91)	11.88	122.14	18.15	140.29
	Income tax effect	4.00	(2.99)	(30.74)	(4.57)	(35.31)
	<b>Total other comprehensive income/(loss) for the period/year</b>	<b>(11.91)</b>	<b>8.89</b>	<b>91.40</b>	<b>13.58</b>	<b>104.98</b>
<b>9</b>	<b>Total comprehensive income for the period/year, net of tax (7+8)</b>	<b>1,391.89</b>	<b>2,285.00</b>	<b>1,716.32</b>	<b>6,108.40</b>	<b>6,712.67</b>
<b>10</b>	<b>Paid Up Equity share capital (Face value of Rs 10 each)</b>	<b>9,498.58</b>	<b>9,498.58</b>	<b>9,498.58</b>	<b>9,498.58</b>	<b>9,498.58</b>
<b>11</b>	<b>Other Equity</b>				72,552.59	67,493.67
<b>12</b>	<b>Earnings per share of Rs.10 each:</b>					
	(not annualised for quarter)					
	a) Basic	1.48	2.40	1.71	6.42	6.96
	b) Diluted	1.48	2.40	1.71	6.42	6.96



**NOTES TO STANDALONE FINANCIALS**

- The above financial results for the quarter and year ended March 31, 2023 have been subjected to audit by the statutory auditors of the Company and reviewed by the Audit Committee and approved by the Board of Directors of the Company at the meeting held on May 26, 2023.
- These financial results have been prepared in accordance with Indian Accounting Standards ("Ind AS") prescribed under Section 133 of the Companies Act, 2013 read with relevant rules issued there under and in terms of Regulation 33 of SEBI (Listing Obligation and Disclosure Requirements) Regulations, 2015 read with SEBI circular no. CIR/CFD/FAC/62/2016 dated July 05, 2016.
- The Company is engaged in manufacturing of auto components (camshafts and others). Based on similarity of activities/products, risk and reward structure, organization structure and internal reporting systems, the Company has structured its operations into one operating segment; however based on the geographic distribution of activities, the chief operating decision maker has identified India and outside India as two reportable geographical segments. The details in relation to the identified geographical segments are as follows:

Sr. No.	Particulars	Standalone				
		Quarter Ended		Year Ended		
		March 31, 2023	December 31, 2022	March 31, 2022	March 31, 2023	March 31, 2022
		(Audited)	(Unaudited)	(Audited)	(Audited)	(Audited)
<b>I</b>	<b>Details of segment revenue</b>					
a	Within India	7,664.10	7,253.47	7,104.41	29,242.43	23,169.62
b	Outside India					
	Asia (Other than China )	2,087.72	2,314.84	1,677.86	7,469.45	6,366.32
	China	-	-	-	-	73.53
	Europe	3,636.82	2,171.08	3,306.55	12,484.33	12,893.44
	Others	3,491.39	3,320.42	2,936.70	13,438.17	8,709.41
	<b>Total</b>	<b>16,880.03</b>	<b>15,059.81</b>	<b>15,025.52</b>	<b>62,634.38</b>	<b>51,212.32</b>
<b>II</b>	<b>Details of carrying amount of non current assets</b>					
a	Within India				31,968.67	30,426.29
b	Outside India					
	Asia (Other than China )				-	-
	China				-	-
	Europe				21,285.28	17,789.33
	Others				-	-
	<b>Total</b>				<b>53,253.95</b>	<b>48,215.62</b>

**4 Exceptional item :**


**Exceptional items for the year ended March 31, 2022 includes following:**  
 Compensation for the cancellation of the order from a customer amounting to Rs. 1277.5 lakhs.

**5 Contingent Liability:**

Authorities and description of case	As at March 31, 2023	As at March 31, 2022
The Collector of Stamps, Solapur - Additional Stamp duty demanded for cancellation and issue of shares on amalgamation of Precision Valvetrain Components Limited	31.79	31.79
Employees provident fund and Miscellaneous Provision Act, 1952 and other labour laws towards contribution to provident fund and other employee costs. (Amount reported is excluding interest)	66.23	60.23
Commissioner of Central Excise, Pune - Demand of sales tax retained under sales tax deferral scheme.	20.76	20.76
The Directorate General of Goods and service tax, Intelligence Gurgaon (Haryana) - Duty demanded on non-inclusion of cost of drawing/design/specifications at the time of supply of goods to customer i.e. Maruti Suzuki India Limited	83.95	83.95
Income tax Act, 1961 - Tax demand on disallowance of ESOP expenditure	1428.71	1428.71

- Ministry of Corporate Affairs, through the office of Registrar of Companies (ROC), Pune has initiated an investigation into the affairs of the Company under section 210 of Companies Act, 2013. The management of the company has provided all the information, documents and data as required by the Officers and will continue to provide the same.
- Figures for the quarter ended March 31, 2023 and March 31, 2022 are the balancing figures between the audited figures in respect of full years and published year to date figures of nine months ended December 31, 2022 & December 31, 2021 respectively.
- The board of directors have recommended the final dividend of Rs 1/- per equity share of the face value of Rs 10 per equity share for the year ended March 31, 2023. The payment of dividend is subject to approval of shareholders at the ensuing Annual General meeting of the company
- Previous period/year figures have been regrouped/ rearranged wherever considered necessary.

Place: Pune  
 Date: May 26, 2023



For and on behalf of the Board of Directors of  
 Precision Camshafts Limited

*Ravindra R. Joshi*  
 Whole-time Director & CFO

**PRECISION CAMSHAFTS LIMITED**


Regd. Office : E-102/103 MIDC, Akkalkot Road, Solapur 413006

CIN: L24231PN1992PLC067126

Standalone Balance sheet as at March 31, 2023

(Rs. In lakhs)

Particulars	As at	As at
	March 31, 2023	March 31, 2022
	(Audited)	(Audited)
<b>ASSETS</b>		
<b>I. Non-current assets</b>		
(a) Property, plant and equipment	18,180.29	20,483.11
(b) Capital work-in-progress	8,020.86	3,272.75
(c) Other intangible assets	11.28	9.71
(d) Intangible assets under development	45.00	45.00
(e) Financial assets		
(i) Investments	16,272.14	7,957.99
(ii) Loans	9,499.79	14,317.99
(iii) Other financial assets	332.84	364.49
(f) Other non-current assets	891.74	1,764.58
<b>Total non-current assets</b>	<b>53,253.94</b>	<b>48,215.62</b>
<b>II. Current assets</b>		
(a) Inventories	6,810.99	6,283.70
(b) Financial assets		
(i) Investments	17,113.94	18,141.32
(ii) Trade receivables	14,455.83	12,300.47
(iii) Cash and cash equivalents	544.19	638.94
(iv) Bank balance other than (iii) above	4,186.69	3,925.28
(v) Others financial assets	103.23	489.12
(c) Other current assets	1,927.21	1,706.86
<b>Total current assets</b>	<b>45,142.08</b>	<b>43,485.69</b>
<b>Total Assets</b>	<b>98,396.02</b>	<b>91,701.31</b>
<b>EQUITY AND LIABILITIES</b>		
<b>Equity</b>		
(a) Equity share capital	9,498.58	9,498.58
(b) Other equity	72,552.59	67,493.67
<b>Total Equity</b>	<b>82,051.17</b>	<b>76,992.25</b>
<b>LIABILITIES</b>		
<b>I. Non-current liabilities</b>		
(a) Financial liabilities		
(i) Lease liabilities	-	5.74
(b) Deferred tax liabilities (net)	264.75	434.06
(c) Provisions	468.99	753.50
<b>Total non-current liabilities</b>	<b>733.74</b>	<b>1,193.30</b>
<b>II. Current liabilities</b>		
(a) Financial liabilities		
(i) Borrowings	4,157.01	4,454.14
(ii) Trade and other payables		
- Dues of Micro & Small Enterprises	1,438.13	1,380.82
- Others	7,703.11	5,987.29
(iii) Other financial liabilities	1,801.20	1,273.07
(iv) Lease liabilities	5.56	12.54
(b) Other current liabilities	256.39	207.20
(c) Provisions	185.09	98.91
(d) Current tax liabilities (net)	64.62	101.79
<b>Total current liabilities</b>	<b>15,611.11</b>	<b>13,515.76</b>
<b>Total liabilities</b>	<b>16,344.85</b>	<b>14,709.06</b>
<b>Total Equity and Liabilities</b>	<b>98,396.02</b>	<b>91,701.31</b>



**PRECISION CAMSHAFTS LIMITED**  
 Regd. Office : E-102/103 MIDC, Akkalkot Road, Solapur 413006  
 CIN: L24231PN1992PLC067126  
 Statement of Standalone Cash Flows for the Year ended March 31, 2023

(Rs. In Lakhs)

Particulars	March 31, 2023	March 31, 2022
	(Audited)	(Audited)
<b>A. Cash flow from operating activities</b>		
Profit before tax	8,341.06	8,614.47
<b>Adjustments to reconcile profit before tax to net cash flows:</b>		
Depreciation and impairment of property, plant and equipment	3,620.82	3,693.66
Amortisation and impairment of intangible assets	13.73	16.23
Net foreign exchange loss/(gain) differences (unrealised)	(725.12)	190.39
Sundry creditors written back	-	(9.48)
Net loss on disposal of property, plant and equipment	2.36	19.14
Gain on mutual fund (realised and unrealised)	(735.54)	(987.48)
Finance income (including fair value change in financial instruments)	(550.48)	(516.19)
Finance costs (including fair value change in financial instruments)	372.12	259.43
Liabilities written back	-	(34.00)
<b>Operating profit before working capital changes</b>	<b>10,338.95</b>	<b>11,246.17</b>
<b>Working capital adjustments:</b>		
Increase/(decrease) in provisions	(180.17)	(31.82)
(Increase) / decrease in other assets	(140.68)	744.47
(Increase)/ decrease in other financial assets	(27.82)	30.52
Increase/ (decrease) in other current liabilities	(38.76)	46.38
Increase/ (decrease) in other financial liabilities	175.58	210.46
(Increase)/ decrease in trade and other receivables and prepayments	(2,108.62)	(3,151.51)
(Increase)/ decrease in inventories	(527.30)	(1,060.18)
Increase/ (decrease) in trade and other payables	1,684.17	(85.63)
<b>Cash generated from operations</b>	<b>9,175.35</b>	<b>7,948.86</b>
Income tax paid	(2,432.51)	(2,090.70)
<b>Net cash flows from operating activities (A)</b>	<b>6,742.84</b>	<b>5,858.16</b>
<b>B. Cash flow from investing activities</b>		
Proceeds from sale of property, plant and equipment	-	17.58
Purchase of property, plant and equipment	(4,924.61)	(5,631.90)
Investment in mutual fund	(2,211.63)	(5,797.18)
Proceeds from sale of mutual fund	3,974.57	7,638.52
Investment in subsidiaries (equity and debt)	(2,615.20)	(3,340.56)
(Investment)/proceeds in relation to term deposits	(205.85)	46.29
Interest received (finance income)	862.03	553.56
<b>Net cash flows used in investing activities (B)</b>	<b>(5,120.69)</b>	<b>(6,513.69)</b>
<b>C. Cash flow from financing activities</b>		
Interest paid	(372.12)	(259.43)
(Repayment)/proceeds of short term borrowings (net)	(297.13)	761.31
Final dividend paid on shares	(1,034.16)	(949.86)
Payment of lease obligation	(13.49)	(5.31)
<b>Net cash flows used in financing activities (C)</b>	<b>(1,716.90)</b>	<b>(453.29)</b>
Net increase / (decrease) in cash and cash equivalents	(94.75)	(1,108.82)
Net foreign exchange difference	-	(0.72)
Cash and cash equivalents at the beginning of the year	638.94	1,748.48
<b>Cash and cash equivalents as at year end</b>	<b>544.19</b>	<b>638.94</b>
<b>Components of cash and cash equivalents:</b>		
Balances with banks:		
On current accounts	491.33	586.43
Deposit with original maturity of less than 3 months	50.46	50.44
Cash in hand	2.40	2.07
<b>Cash and cash equivalents at year end</b>	<b>544.19</b>	<b>638.94</b>



**Independent Auditor's Report on Standalone Audited Annual Financial Results of the Company pursuant to the Regulation 33 of the SEBI (Listing Obligations and Disclosure Requirements) Regulations 2015, as amended**

**To the Board of Directors of Precision Camshafts Limited**

**Report on the Audit of Standalone Financial Results**

**Opinion**

We have audited the accompanying statement of standalone annual financial results of Precision Camshafts Limited (hereinafter referred to as 'the Company') for the year ended March 31, 2023 ('the Statement'), attached herewith, being submitted by the Company pursuant to the requirement of Regulation 33 of the SEBI (Listing Obligations and Disclosure Requirements) Regulations, 2015, as amended ('Listing Regulations').

In our opinion and to the best of our information and according to the explanations given to us, the aforesaid Statement:

(i) is presented in accordance with the requirements of the Listing Regulations in this regard; and

(ii) gives a true and fair view in conformity with the recognition and measurement principles laid down in the applicable accounting standards prescribed under Section 133 of the Companies Act, 2013 ("the Act") read with Companies (Indian Accounting Standards) Rules, 2015, as amended and other accounting principles generally accepted in India, of net profit and other comprehensive income and other financial information of the Company for the year ended March 31, 2023.

**Basis for Opinion**

We conducted our audit in accordance with the Standards on Auditing (SAs) specified under section 143(10) of the Act. Our responsibilities under those SAs are further described in the Auditor's Responsibilities for the Audit of the Standalone financial results section of our report. We are independent of the Company in accordance with the Code of Ethics issued by the Institute of Chartered Accountants of India together with the ethical requirements that are relevant to our audit of the Standalone financial statements under the provisions of the Act and the Rules thereunder, and we have fulfilled our other ethical responsibilities in accordance with these requirements and the Code of Ethics.

We believe that the audit evidence obtained by us is sufficient and appropriate to provide a basis for our opinion.



## Management and Board of Directors' Responsibilities for the Standalone Financial Results

This Statement, which is the responsibility of the Company's Management and approved by the Board of Directors, has been prepared on the basis of the standalone annual financial statements. The Company's Board of Directors are responsible for the preparation and presentation of this Statement that gives a true and fair view of the net profit and other comprehensive income and other financial information in accordance with the recognition and measurement principles laid down in accordance with the Indian Accounting Standards prescribed under Section 133 of the Act read with Companies (Indian Accounting Standards) Rules, 2015, as amended issued thereunder and other accounting principles generally accepted in India and in compliance with the Listing Regulations. This responsibility also includes maintenance of adequate accounting records in accordance with the provisions of the Act for safeguarding of the assets of the Company and for preventing and detecting frauds and other irregularities; selection and application of appropriate accounting policies; making judgments and estimates that are reasonable and prudent; and the design, implementation and maintenance of adequate internal financial controls, that were operating effectively for ensuring accuracy and completeness of the accounting records, relevant to the preparation and presentation of the Statement that give a true and fair view and are free from material misstatement, whether due to fraud or error.

In preparing the Statement, the Board of Directors of the Company are responsible for assessing the ability of the Company to continue as a going concern, disclosing, as applicable, matters related to going concern and using the going concern basis of accounting unless the Board of Directors either intends to liquidate the Company or to cease operations, or has no realistic alternative but to do so.

The Board of Directors are responsible for overseeing the financial reporting process of the Company.

## Auditor's Responsibilities for the Audit of the Standalone Financial Results

Our objectives are to obtain reasonable assurance about whether the Statement as a whole is free from material misstatement, whether due to fraud or error, and to issue an auditor's report that includes our opinion. Reasonable assurance is a high level of assurance, but is not a guarantee that an audit conducted in accordance with SAs will always detect a material misstatement when it exists. Misstatements can arise from fraud or error and are considered material if, individually or in the aggregate, they could reasonably be expected to influence the economic decisions of users taken on the basis of these Statement.

As part of an audit in accordance with SAs, we exercise professional judgment and maintain professional skepticism throughout the audit. We also:

- Identify and assess the risks of material misstatement of the Statement, whether due to fraud or error, design and perform audit procedures responsive to those risks, and obtain audit evidence that is sufficient and appropriate to provide a basis for our opinion. The risk of not detecting a material misstatement resulting from fraud is higher than for one resulting from error, as fraud may involve collusion, forgery, intentional omissions, misrepresentations, or the override of internal control.
- Obtain an understanding of internal control relevant to the audit in order to design audit procedures that are appropriate in the circumstances. Under Section 143(3) (i) of the Act, we are also responsible for expressing our opinion on whether the Company has adequate internal financial controls with reference to standalone financial statements in place and the operating effectiveness of such controls.



# MSKA & Associates

Chartered Accountants

- Evaluate the appropriateness of accounting policies used and the reasonableness of accounting estimates and related disclosures made by the Board of Directors.
- Conclude on the appropriateness of the Board of Directors use of the going concern basis of accounting and, based on the audit evidence obtained, whether a material uncertainty exists related to events or conditions that may cast significant doubt on the ability of the Company to continue as a going concern. If we conclude that a material uncertainty exists, we are required to draw attention in our auditor's report to the related disclosures in the Statement or, if such disclosures are inadequate, to modify our opinion. Our conclusions are based on the audit evidence obtained up to the date of our auditor's report. However, future events or conditions may cause the Company to cease to continue as a going concern.
- Evaluate the overall presentation, structure and content of the Statement, including the disclosures, and whether the Statement represent the underlying transactions and events in a manner that achieves fair presentation.

We communicate with those charged with governance of the Company of which we are the independent auditors regarding, among other matters, the planned scope and timing of the audit and significant audit findings, including any significant deficiencies in internal control that we identify during our audit.

We also provide those charged with governance with a statement that we have complied with relevant ethical requirements regarding independence, and to communicate with them all relationships and other matters that may reasonably be thought to bear on our independence, and where applicable, related safeguards.

## Other Matters

The Statement includes the results for the quarter ended March 31, 2023 being the balancing figure between the audited figures in respect of the full financial year and the published unaudited year to date figures up to the third quarter of the current financial year prepared in accordance with the recognition and measurement principles laid down in Indian Accounting Standard 34 "Interim Financial Reporting" which were subject to limited review by us.

Our opinion is not modified in respect of the above matter.

For M S K A & Associates  
Chartered Accountants  
ICAI Firm Registration No.105047W

  
Nitin Manohar Jumani  
Partner

Membership No. 111700  
UDIN: 23111700BGWHXN8216  
Place: Pune  
Date: May 26, 2023





**PRECISION CAMSHAFTS LIMITED**


Regd. Office : E-102/103 MIDC, Akkalkot Road, Solapur 413006

CIN: L24231PN1992PLC067126

**Statement of Consolidated Financial Result for the Quarter and year ended March 31, 2023**

(Rs. In lakhs, Except Earnings per share)

Sr. no	Particulars	Consolidated				
		Quarter ended		Year ended		
		March 31, 2023 (Audited)	December 31, 2022 (Unaudited)	March 31, 2022 (Audited)	March 31, 2023 (Audited)	March 31, 2022 (Audited)
<b>1</b>	<b>Income</b>					
	Revenue from operations	27,857.11	27,788.33	22,902.75	1,08,014.49	89,502.10
	Other income	837.86	2,045.38	453.97	3,312.94	1,892.77
	<b>Total Income</b>	<b>28,694.97</b>	<b>29,833.71</b>	<b>23,356.72</b>	<b>1,11,327.43</b>	<b>91,394.87</b>
<b>2</b>	<b>Expenses</b>					
	Cost of raw materials and components consumed	12,894.94	16,244.32	12,704.68	49,955.10	40,095.94
	(Increase) / decrease in inventories of finished goods, work-in-progress	(892.62)	(3,645.30)	(4,130.72)	(1,931.81)	(4,255.31)
	Employee benefits expense	4,716.14	4,778.96	4,228.05	17,904.40	15,845.47
	Finance costs	297.68	208.57	197.56	823.43	729.24
	Depreciation and amortisation expense	1,860.70	1,947.59	3,390.17	7,523.03	9,203.34
	Other expenses	8,686.93	7,771.04	7,558.99	31,025.48	26,423.14
	<b>Total expenses</b>	<b>27,563.77</b>	<b>27,305.18</b>	<b>23,948.73</b>	<b>1,05,299.63</b>	<b>88,041.82</b>
<b>3</b>	<b>Profit/(loss) before exceptional item and tax (1-2)</b>	<b>1,131.20</b>	<b>2,528.53</b>	<b>(592.01)</b>	<b>6,027.80</b>	<b>3,353.05</b>
<b>4</b>	<b>Exceptional items</b>	-	-	1,439.79	-	2,741.39
<b>5</b>	<b>Profit before tax (3+4)</b>	<b>1,131.20</b>	<b>2,528.53</b>	<b>847.78</b>	<b>6,027.80</b>	<b>6,094.44</b>
<b>6</b>	<b>Tax expense</b>					
	Current tax	808.45	907.76	632.47	2,617.05	2,376.86
	(Excess)/short provision of tax relating to earlier years	39.33	154.00	-	121.59	(138.56)
	Deferred tax	(827.52)	(313.11)	(481.89)	(1,339.43)	(746.15)
	<b>Total tax expense</b>	<b>20.26</b>	<b>748.65</b>	<b>150.58</b>	<b>1,399.21</b>	<b>1,492.15</b>
<b>7</b>	<b>Profit for the period/year (5-6)</b>	<b>1,110.94</b>	<b>1,779.88</b>	<b>697.20</b>	<b>4,628.59</b>	<b>4,602.29</b>
<b>8</b>	<b>Other comprehensive income</b>					
	<b>A. Other comprehensive income not to be reclassified to profit or loss in subsequent periods:</b>					
	Re-measurement gains on defined benefit plans	12.01	11.88	131.34	46.07	149.49
	Income tax effect	(3.03)	(2.99)	(33.05)	(11.60)	(37.62)
	<b>Total Other comprehensive income not to be reclassified to profit or loss in subsequent periods</b>	<b>8.98</b>	<b>8.89</b>	<b>98.29</b>	<b>34.47</b>	<b>111.87</b>



Sr. no	Particulars	Consolidated				
		Quarter ended		Year ended		
		March 31, 2023 (Audited)	December 31, 2022 (Unaudited)	March 31, 2022 (Audited)	March 31, 2023 (Audited)	March 31, 2022 (Audited)
	<b>B. Other comprehensive income/(loss) to be reclassified to profit or loss in subsequent periods:</b>					
	Exchange differences on translation of foreign operations	(36.95)	(431.44)	(25.51)	(126.39)	130.27
	<b>Total other comprehensive income/(loss) to be reclassified to profit &amp; loss in subsequent periods:</b>	<b>(36.95)</b>	<b>(431.44)</b>	<b>(25.51)</b>	<b>(126.39)</b>	<b>130.27</b>
	<b>Total other comprehensive income/(loss) for the period/year [A+B ]</b>	<b>(27.97)</b>	<b>(422.55)</b>	<b>72.78</b>	<b>(91.92)</b>	<b>242.14</b>
9	<b>Total comprehensive income for the period/year, net of tax (7+8)</b>	<b>1,082.97</b>	<b>1,357.33</b>	<b>769.98</b>	<b>4,536.67</b>	<b>4,844.43</b>
10	<b>Profit for the period/year</b>	<b>1,110.94</b>	<b>1,779.88</b>	<b>697.20</b>	<b>4,628.58</b>	<b>4,602.29</b>
	<b>Attributable to:</b>					
	Equity Holders of the Holding Company	1,110.94	1,779.88	697.20	4,628.58	4,602.29
	Non Controlling Interests	-	-	-	-	-
		<b>1,110.94</b>	<b>1,779.88</b>	<b>697.20</b>	<b>4,628.58</b>	<b>4,602.29</b>
11	<b>Total other comprehensive income/(loss) for the period/year</b>	<b>(27.97)</b>	<b>(422.55)</b>	<b>72.78</b>	<b>(91.92)</b>	<b>242.14</b>
	<b>Attributable to:</b>					
	Equity Holders of the Holding Company	(27.97)	(422.55)	72.78	(91.92)	242.14
	Non Controlling Interests	-	-	-	-	-
		<b>(27.97)</b>	<b>(422.55)</b>	<b>72.78</b>	<b>(91.92)</b>	<b>242.14</b>
12	<b>Total comprehensive income for the period/year</b>	<b>1,082.97</b>	<b>1,357.33</b>	<b>769.98</b>	<b>4,536.66</b>	<b>4,844.43</b>
	<b>Attributable to:</b>					
	Equity Holders of the Holding Company	1,082.97	1,357.33	769.98	4,536.66	4,844.43
	Non Controlling Interests	-	-	-	-	-
		<b>1,082.97</b>	<b>1,357.33</b>	<b>769.98</b>	<b>4,536.66</b>	<b>4,844.43</b>
13	Paid up equity share capital (Face Value of Rs.10 Each)	9,498.58	9,498.58	9,498.58	9,498.58	9,498.58
14	Reserves excluding revaluations reserves				62,153.84	58,666.66
15	<b>Earnings per share of Rs.10 each:</b> (not annualised for quarter)					
	a) Basic	1.17	1.87	0.73	4.87	4.85
	b) Diluted	1.17	1.87	0.73	4.87	4.85



**NOTES TO CONSOLIDATED FINANCIALS**

- The above financial results for the quarter and year ended March 31, 2023 have been subjected to audit by the statutory auditors of the Group and reviewed by the Audit Committee and approved by the Board of Directors of the Holding Company at the meeting held on May 26, 2023.
- These financial results have been prepared in accordance with Indian Accounting Standards ("Ind AS") prescribed under Section 133 of the Companies Act, 2013 read with relevant rules issued there under and in terms of Regulation 33 of SEBI (Listing Obligation and Disclosure Requirements) Regulations, 2015 read with SEBI circular no. CIR/CFD/FAC/62/2016 dated July 05, 2016.
- The Group is engaged in manufacturing of auto components (camshafts and others). Based on similarity of activities/products, risk and reward structure, organization structure and internal reporting systems, the Group has structured its operations into one operating segment; however based on the geographic distribution of activities, the chief operating decision maker has identified India and outside India as two reportable geographical segments. The details in relation to the identified geographical segments are as follows:

Sr. No.	Particulars	Consolidated				
		Quarter Ended		Year Ended		
		March 31, 2023	December 31, 2022	March 31, 2022	March 31, 2023	March 31, 2022
		(Audited)	(Unaudited)	(Audited)	(Audited)	(Audited)
<b>I</b>	<b>Details of segment revenue</b>					
a	Within India	8,970.14	8,471.10	8,325.46	34,521.75	28,223.98
b	Outside India					
	Asia (Other than China)	2,087.72	2,314.84	1,677.86	7,469.45	6,366.32
	China	-	-	-	-	73.53
	Europe	13,307.86	13,681.97	9,962.73	52,585.12	46,128.86
	Others	3,491.39	3,320.42	2,936.70	13,438.17	8,709.41
	<b>Total</b>	<b>27,857.11</b>	<b>27,788.33</b>	<b>22,902.75</b>	<b>1,08,014.49</b>	<b>89,502.10</b>
<b>II</b>	<b>Details of carrying amount of non current assets</b>					
a	Within India				30,601.07	28,984.15
b	Outside India					
	Asia (Other than China)				-	-
	China				-	-
	Europe				10,006.41	12,600.63
	Others				-	-
	<b>Total</b>				<b>40,607.48</b>	<b>41,584.78</b>

**4 Exceptional item :**


Exceptional items for the year ended March 31, 2022 includes following:  
Compensation for the cancellation of the order from a customer amounting to Rs. 2741.39 lakhs.

**5 Contingent Liability:**

Authorities and description of case	As at March 31, 2023	As at March 31, 2022
The Collector of Stamps, Solapur - Additional Stamp duty demanded for cancellation and issue of shares on amalgamation of Precision Valvetrain Components Limited	31.79	31.79
Employees provident fund and Miscellaneous Provision Act, 1952 and other labour laws towards contribution to provident fund and other employee costs. (Amount reported is excluding interest)	66.23	60.23
Commissioner of Central Excise, Pune - Demand of sales tax retained under sales tax deferral scheme.	20.76	20.76
The Directorate General of Goods and service tax, Intelligence Gurgaon (Haryana) - Duty demanded on non-inclusion of cost of drawing/design/specifications at the time of supply of goods to customer i.e. Maruti Suzuki India Limited	83.95	83.95
Income tax Act, 1961 - Tax demand on disallowance of ESOP expenditure	1428.71	1428.71

- Ministry of Corporate Affairs, through the office of Registrar of Companies (ROC), Pune has initiated an investigation into the affairs of the Holding Company under section 210 of Companies Act, 2013. The management of the holding company has provided all the information, documents and data as required by the Officers and will continue to provide the same.
- Figures for the quarter ended March 31, 2023 and March 31, 2022 are the balancing figures between the audited figures in respect of full years and published year to date figures of nine months ended December 31, 2022 & December 31, 2021 respectively.
- The board of directors of the holding company have recommended the final dividend of Rs 1/- per equity share of the face value of Rs 10 per equity share for the year ended March 31, 2023. The payment of dividend is subject to approval of shareholders at the ensuing Annual General meeting of the holding company
- Previous period/year figures have been regrouped/ rearranged wherever considered necessary.

Place: Pune  
Date: May 26, 2023



For and on behalf of the Board of Directors of  
Precision Camshafts Limited

Ravindra R. Joshi  
Whole-time Director & CFO

**PRECISION CAMSHAFTS LIMITED**  
 Regd. Office : E-102/103 MIDC, Akkalkot Road, Solapur 413006  
 CIN: L24231PN1992PLC067126  
 Consolidated Balance Sheet as at March 31, 2023

(Rs. In lakhs)

Particulars	As at March 31, 2023 (Audited)	As at March 31, 2022 (Audited)
<b>ASSETS</b>		
<b>I. Non-current assets</b>		
(a) Property, plant and equipment	27,475.89	30,866.52
(b) Capital work-in-progress	8,127.35	3,373.23
(c) Goodwill on consolidation	1,657.35	1,640.51
(d) Other intangible assets	1,952.99	3,497.85
(e) Intangible assets under development	45.00	45.00
(f) Financial assets		
(i) Investments	7.46	7.46
(ii) Other financial assets	449.70	389.63
(g) Deferred tax assets (net)	915.80	226.48
(h) Other non-current assets	891.74	1,764.58
<b>Total non-current assets</b>	<b>41,523.28</b>	<b>41,811.26</b>
<b>II. Current assets</b>		
(a) Inventories	22,453.23	19,275.30
(b) Financial assets		
(i) Investments	17,736.90	19,418.47
(ii) Trade receivables	20,625.04	16,411.52
(iii) Cash and cash equivalents	1,864.55	1,244.39
(iv) Bank balances other than (iii) above	4,186.69	3,948.44
(v) Other financial assets	317.64	808.83
(c) Other current assets	2,346.90	3,021.38
<b>Total current assets</b>	<b>69,530.95</b>	<b>64,128.33</b>
<b>Total Assets</b>	<b>1,11,054.23</b>	<b>1,05,939.59</b>
<b>EQUITY AND LIABILITIES</b>		
<b>Equity</b>		
(a) Equity share capital	9,498.58	9,498.58
(b) Other equity	62,153.84	58,666.66
<b>Total Equity attributable to equity holders of Holding company</b>	<b>71,652.42</b>	<b>68,165.24</b>
<b>Non controlling interest</b>	-	-
<b>Total equity</b>	<b>71,652.42</b>	<b>68,165.24</b>
<b>Liabilities</b>		
<b>I. Non-current liabilities</b>		
(a) Financial liabilities		
(i) Borrowings	1,796.92	3,160.20
(ii) Lease liabilities	750.69	967.79
(b) Provisions	579.75	1,003.47
(c) Deferred tax liabilities (net)	839.12	1,322.04
<b>Total non-current liabilities</b>	<b>3,966.48</b>	<b>6,453.50</b>
<b>II. Current liabilities</b>		
(a) Financial liabilities		
(i) Borrowings	7,491.11	10,089.63
(ii) Trade payables		
- total outstanding dues of micro enterprises and small enterprises	1,521.22	1,415.43
- total outstanding dues of creditors other than micro enterprises and small enterprises	11,194.38	8,159.93
(iii) Other financial liabilities	2,153.00	1,829.03
(iv) Lease liabilities	428.81	386.15
(b) Other current liabilities	12,334.30	9,202.66
(c) Provisions	206.89	115.56
(d) Current tax liabilities (net)	105.62	122.46
<b>Total current liabilities</b>	<b>35,435.33</b>	<b>31,320.85</b>
<b>Total liabilities</b>	<b>39,401.81</b>	<b>37,774.35</b>
<b>Total Equity and Liabilities</b>	<b>1,11,054.23</b>	<b>1,05,939.59</b>



**PRECISION CAMSHAFTS LIMITED**  
**Regd. Office : E-102/103 MIDC, Akkalkot Road, Solapur 413006**  
**CIN: L24231PN1992PLC067126**  
**Consolidated Statement of Cash Flows for the Year ended March 31, 2023**

(Rs. In Lakhs)

Particulars	March 31, 2023	March 31, 2022
	(Audited)	(Audited)
<b>A. Cash flow from operating activities</b>		
Profit before tax	6,027.80	6,094.44
<b>Adjustments to reconcile profit before tax to net cash flows:</b>		
Depreciation amortisation and impairment of property, plant and equipment and intangible assets	7,523.03	9,203.34
Net foreign exchange loss/(gain) differences (unrealised)	155.63	(122.66)
Sundry creditors written back	-	(9.71)
Liabilities written back	-	(34.00)
Gain on mutual fund	(788.62)	(1,022.98)
Net loss on disposal of property, plant and equipment	-	19.14
Finance income (including fair value change in financial instruments)	(348.03)	(252.53)
Finance costs (including fair value change in financial instruments)	823.43	729.24
<b>Operating profit before working capital changes</b>	<b>13,393.24</b>	<b>14,604.28</b>
<b>Working capital adjustments:</b>		
Increase/(decrease) in provisions	(286.33)	(11.41)
(Increase) / decrease in other assets	(166.95)	60.01
(Increase)/ decrease in other financial assets	302.72	(604.18)
Increase/ (decrease) in other current liabilities	296.83	(220.21)
Increase/ (decrease) in other financial liabilities	(28.57)	193.56
(Increase)/ decrease in trade and other receivables and prepayments	(1,420.95)	5,444.42
(Increase)/ decrease in inventories	(3,177.94)	(6,855.57)
Increase/ (decrease) in trade and other payables	3,994.27	(1,543.76)
<b>Cash generated from operations</b>	<b>12,906.32</b>	<b>11,067.14</b>
Income tax paid (net of refunds)	(2,593.99)	(2,312.39)
<b>Net cash flows from operating activities (A)</b>	<b>10,312.33</b>	<b>8,754.75</b>
<b>B. Cash flow from investing activities</b>		
Proceeds from sale of property, plant and equipment	-	18.83
Purchase of property, plant and equipment	(6,201.97)	(5,640.68)
Purchase of financial instruments	(182.69)	(6,399.22)
Proceeds from sale of financial instruments	2,470.19	7,684.64
Interest received (finance income)	342.54	256.32
<b>Net cash flows used in investing activities (B)</b>	<b>(3,571.93)</b>	<b>(4,080.11)</b>
<b>C. Cash flow from financing activities</b>		
Interest paid	(823.43)	(683.06)
(Repayment)/proceeds in relation to borrowings (net)	(3,961.83)	(4,164.55)
Final dividend paid on shares	(1,034.16)	(949.86)
Payment of lease obligation	(174.43)	(343.54)
<b>Net cash flows used in financing activities (C)</b>	<b>(5,993.85)</b>	<b>(6,141.01)</b>
Net increase / (decrease) in cash and cash equivalents	746.55	(1,466.37)
Effect of exchange differences on translation of foreign currency on cash and cash equivalents	(126.39)	131.00
Cash and cash equivalents at the beginning of the year	1,244.39	2,579.76
<b>Cash and cash equivalents as at year end</b>	<b>1,864.55</b>	<b>1,244.39</b>
<b>Components of cash and cash equivalents:</b>		
Balances with banks:		
On current accounts	1,811.19	1,188.75
Deposit with original maturity of less than 3 months	50.46	50.44
Cash in hand	2.90	5.20
<b>Cash and cash equivalents at year end</b>	<b>1,864.55</b>	<b>1,244.39</b>



**Independent Auditor's Report on Consolidated Audited Annual Financial Results of the Group pursuant to the Regulation 33 of the SEBI (Listing Obligations and Disclosure Requirements) Regulations 2015, as amended.**

**To the Board of Directors of Precision Camshafts Limited**

**Report on the Audit of Consolidated Financial Results**

**Opinion**

We have audited the accompanying statement of Consolidated annual financial results of Precision Camshafts Limited (hereinafter referred to as the 'Holding Company') and its subsidiaries (Holding Company and its subsidiaries together referred to as "the Group"), for the year ended March 31, 2023 ('the Statement') attached herewith, being submitted by the Holding Company pursuant to the requirement of Regulation 33 of the SEBI (Listing Obligations and Disclosure Requirements) Regulations, 2015, as amended ('Listing Regulations').

In our opinion and to the best of our information and according to the explanations given to us and based on the consideration of reports of other auditors on separate audited financial statements of the subsidiaries the aforesaid Statement:

(i) includes the annual financial results of Holding Company and the following entities

Sr. No	Name of the Entities	Relationship with the Holding Company
1.	Memco Engineering Private Limited	Wholly Owned Subsidiary
2.	PCL (International) Holding B.V., Netherlands	Wholly Owned Subsidiary
3.	MFT Motoren and Fahrzeugtechnik GmbH, Germany	Step Down Wholly Owned Subsidiary of PCL (International) Holding B.V., Netherlands
4.	EMOSS Mobile Systems B.V	Step Down Wholly Owned Subsidiary of PCL (International) Holding B.V., Netherlands

(ii) are presented in accordance with the requirements of the Listing Regulations in this regard; and

(iii) gives a true and fair view in conformity with the recognition and measurement principles laid down in the applicable accounting standards prescribed under Section 133 of the Companies Act, 2013 ("the Act") read with Companies (Indian Accounting Standards) Rules, 2015, as amended and other accounting principles generally accepted in India, of net profit and other comprehensive income and other financial information of the Group for the year ended March 31, 2023.



## **Basis for Opinion**

We conducted our audit in accordance with the Standards on Auditing (SAs) specified under section 143(10) of the Act. Our responsibilities under those SAs are further described in the Auditor's Responsibilities for the Audit of the Consolidated Financial Results section of our report. We are independent of the Group in accordance with the Code of Ethics issued by the Institute of Chartered Accountants of India together with the ethical requirements that are relevant to our audit of the Consolidated financial statements under the provisions of the Act and the Rules thereunder, and we have fulfilled our other ethical responsibilities in accordance with these requirements and the Code of Ethics.

We believe that the audit evidence obtained by us and other auditor(s) in terms of their reports referred to in "Other Matter(s)" paragraph below, is sufficient and appropriate to provide a basis for our opinion.

## **Management and Board of Directors' Responsibilities for the Consolidated Financial Results**

This Statement, which is the responsibility of the Holding Company's Management and approved by the Holding Company's Board of Directors, has been prepared on the basis of the consolidated annual financial statements. The Holding Company's Board of Directors are responsible for the preparation and presentation of this Statement that gives a true and fair view of the net profit and other comprehensive income and other financial information of the Group in accordance with the recognition and measurement principles laid down in accordance with the Indian Accounting Standards prescribed under Section 133 of the Act read with Companies (Indian Accounting Standards) Rules, 2015, as amended and other accounting principles generally accepted in India and in compliance with the Listing Regulations. The respective Board of Directors of the companies included in the Group are responsible for maintenance of adequate accounting records in accordance with the provisions of the Act for safeguarding of the assets of the Group and for preventing and detecting frauds and other irregularities; selection and application of appropriate accounting policies; making judgments and estimates that are reasonable and prudent; and the design, implementation and maintenance of adequate internal financial controls, that were operating effectively for ensuring accuracy and completeness of the accounting records, relevant to the preparation and presentation of the Statement that give a true and fair view and are free from material misstatement, whether due to fraud or error, which have been used for the purpose of preparation of the Statement by the Directors of the Holding Company, as aforesaid.

In preparing the Statement, the respective Board of Directors of the companies included in the Group are responsible for assessing the ability of the Group to continue as a going concern, disclosing, as applicable, matters related to going concern and using the going concern basis of accounting unless the respective Board of Directors either intends to liquidate the Group or to cease operations, or has no realistic alternative but to do so.

The respective Board of Directors of the companies included in the Group are responsible for overseeing the financial reporting process of the Group.



## Auditor's Responsibilities for the Audit of the Consolidated Financial Results

Our objectives are to obtain reasonable assurance about whether the Statement as a whole is free from material misstatement, whether due to fraud or error, and to issue an auditor's report that includes our opinion. Reasonable assurance is a high level of assurance, but is not a guarantee that an audit conducted in accordance with SAs will always detect a material misstatement when it exists. Misstatements can arise from fraud or error and are considered material if, individually or in the aggregate, they could reasonably be expected to influence the economic decisions of users taken on the basis of this Statement.

As part of an audit in accordance with SAs, we exercise professional judgment and maintain professional skepticism throughout the audit. We also:

- Identify and assess the risks of material misstatement of the Statement, whether due to fraud or error, design and perform audit procedures responsive to those risks, and obtain audit evidence that is sufficient and appropriate to provide a basis for our opinion. The risk of not detecting a material misstatement resulting from fraud is higher than for one resulting from error, as fraud may involve collusion, forgery, intentional omissions, misrepresentations, or the override of internal control.
- Obtain an understanding of internal control relevant to the audit in order to design audit procedures that are appropriate in the circumstances. Under Section 143(3) (i) of the Act, we are also responsible for expressing our opinion on whether the Holding Company has adequate internal financial controls with reference to consolidated financial statements in place and the operating effectiveness of such controls.
- Evaluate the appropriateness of accounting policies used and the reasonableness of accounting estimates and related disclosures made by the Board of Directors.
- Conclude on the appropriateness of the Board of Directors use of the going concern basis of accounting and, based on the audit evidence obtained, whether a material uncertainty exists related to events or conditions that may cast significant doubt on the ability of the Group to continue as a going concern. If we conclude that a material uncertainty exists, we are required to draw attention in our auditor's report to the related disclosures in the Statement or, if such disclosures are inadequate, to modify our opinion. Our conclusions are based on the audit evidence obtained up to the date of our auditor's report. However, future events or conditions may cause the Group to cease to continue as a going concern.
- Evaluate the overall presentation, structure and content of the Statement, including the disclosures, and whether the Statement represent the underlying transactions and events in a manner that achieves fair presentation.
- Obtain sufficient appropriate audit evidence regarding the financial information of the entities within the Group to express an opinion on the Statement. We are responsible for the direction, supervision and performance of the audit of financial information of such entities included in the Statement of which we are the independent auditors. For the other entities included in the Statement, which have been audited by other auditors, such other auditors remain responsible for the direction, supervision and performance of the audits carried out by them. We remain solely responsible for our audit opinion.





# MSKA & Associates

Chartered Accountants

We communicate with those charged with governance of the Holding Company, among other matters, the planned scope and timing of the audit and significant audit findings, including any significant deficiencies in internal control that we identify during our audit.

We also provide those charged with governance with a statement that we have complied with relevant ethical requirements regarding independence, and to communicate with them all relationships and other matters that may reasonably be thought to bear on our independence, and where applicable, related safeguards.

We also performed procedures in accordance with the circular issued by SEBI under Regulation 33(8) of the Listing Regulations, as amended, to the extent applicable.

## Other Matters


1. The Statement includes the audited Financial Results of four (4) subsidiaries, whose Financial Statements reflect Group's share of total assets of INR. 53,365.45 lakhs as at March 31, 2023, Group's share of total revenue of INR.45,745.43 lakhs, Group's share of total net loss after tax of INR. 73.13 lakhs, Group's share of total comprehensive income of INR. 265.73 lakhs for the period from April 01, 2022 to March 31, 2023 and Group's net cash inflow of INR. 714.90 lakhs for the year ended as on date respectively, as considered in the Statement, which have been audited by the other auditor whose reports on financial statements of these entities have been furnished to us and our opinion on the Statement, in so far as it relates to the amounts and disclosures included in respect of these entities, is based solely on the report of such auditors and the procedures performed by us are as stated in paragraph above.

Our opinion is not modified in respect of the above matter with respect to our reliance on the work done and the reports of the other auditors.

2. The Statement includes the results for the quarter ended March 31, 2023 being the balancing figure between the audited figures in respect of the full financial year and the published unaudited year to date figures up to the third quarter of the current financial year prepared in accordance with the recognition and measurement principles laid down in Indian Accounting Standard 34 "Interim Financial Reporting" which were subject to limited review by us.

Our opinion is not modified in respect of the above matters.

For M S K A & Associates  
Chartered Accountants  
ICAI Firm Registration No.105047W

  
Nitin Manohar Jumani  
Partner  
Membership No.: 111700  
UDIN: 23111700BGWHXO6550  
Place: Pune  
Date: May 26, 2023





where **Passion**  
meets **Performance**

www.pclindia.in  
info@pclindia.in  
+91 217 2357645  
+91 9168646531/32/33  
L24231PN1992PLC067126

Date: 26<sup>th</sup> May 2023

<b>To</b> National Stock Exchange of India Limited, "Exchange Plaza" 5th Floor, Plot No. C-1, G Block, Bandra Kurla Complex, Bandra (East), Mumbai – 400051  NSE Scrip Code - PRECAM	<b>To</b> BSE Limited, Phiroze Jeejeebhoy Towers, Dalal Street, Mumbai - 400001  BSE Scrip Code – 539636
---	--

**Subject: Declaration in respect of Audit Report with unmodified opinion.**


Dear Sirs/Madam,

Pursuant to the provisions of the Regulation 33 (3) (d) of the SEBI (Listing Obligations and Disclosure Requirements) Regulations, 2015 and as amended read with the SEBI Circular No. CIR/CFD/CMD/56/2016 dated 27<sup>th</sup> May 2016, we hereby state that MSKA & Associates, Chartered Accountants, Pune, (Firm Registration No. 105047W), Statutory Auditors of the Company, have issued an Audit Report with unmodified opinion, on the Standalone Audited financial results of the Company, for the quarter and Financial Year ended 31<sup>st</sup> March 2023 and Consolidated Audited financial results of the Company, for the quarter and Financial Year ended 31<sup>st</sup> March 2023.

You are requested to take the same on your record.

Thanking you,

For Precision Camshafts Limited

  
Ravindra R. Joshi  
Whole-time Director and CFO  
DIN: [03338134](#)



Precision Camshafts Limited

☺ Solapur : D5 MIDC, Chincholi, Solapur, India – 413255  
☺ Solapur : E102 MIDC, Akkalkot Road, Solapur, India – 413006  
☺ Pune : 501/502, Kancharban "B", Sunit Capital, Senapati Bapat Rd, Pune, India - 411016