

09th November, 2023

The Secretary
The Bombay Stock Exchange Ltd.
Phiroze Jeejeebhoy Towers
27th Floor, Dalal Street
Mumbai 400 023

Dear Sir/Ma'am,

Ref : Security Code no. 517119

Sub: Outcome of Board Meeting of PCS Technology Limited

Pursuant with Regulation 30 and 33 of the Securities and Exchange Board of India (Listing Obligation and Disclosure Requirement) Regulations, 2015, we hereby inform you that, the Board of Directors of the Company at its meeting held today, i.e. on Thursday, November 09, 2023 at Nariman Point, Mumbai, inter-alia, considered and unanimously approved:


1. Unaudited Financial Result of the Company (Standalone and Consolidated) for the quarter and half year ended 30th September, 2023.
2. Copy of Limited Review Report of M/s. Vinod K Mehta & Co. Chartered Accountant for the quarter and half year ended 30th September, 2023.

The meeting commenced at 01:02 p.m. and concluded at 01:16 p.m.

The said result is also available on the website of the Company www.pcstech.com

Thanking you

Yours faithfully,
For PCS Technology Limited


Ashok Kumar Patni
Director
(DIN: 00014194)



PCS TECHNOLOGY LIMITED

Reg. S. NO. 1A, F-1, Irani Market Compound Yerawada, Yerwada, Pune, Pune City, Maharashtra, India, 411006
CIN: L74200MH1981PLC024279, Tel: 020-26681619, Web: www.pcstech.com Email: investorsgrievances@pcstech.com

STATEMENT OF UNAUDITED FINANCIAL RESULTS FOR THE SECOND QUARTER AND HALF YEAR ENDED 30TH SEPTEMBER 2023

(Rs. in lakhs)

Sr. No.	Particulars	Standalone						Consolidated						
		Quarter Ended			Half Year Ended			Quarter Ended			Half Year Ended			Financial Year Ended
		30.09.2023	30.06.2023	30.09.2022	30.09.2023	30.09.2022	31.03.2023	30.09.2023	30.06.2023	30.09.2022	30.09.2023	30.09.2022	31.03.2023	
		Unaudited	Unaudited	Unaudited	Unaudited	Unaudited	Audited	Unaudited	Unaudited	Unaudited	Unaudited	Unaudited	Audited	
I	Revenue from operations (net)	8.37	7.33	7.77	15.70	14.81	31.85	8.37	7.33	7.77	15.70	14.81	31.85	
II	Other Income	72.81	71.52	62.09	144.33	125.41	268.48	74.20	72.90	63.11	147.10	127.46	273.05	
III	Total Revenue (I+II)	81.18	78.85	69.86	160.03	140.22	300.33	82.57	80.23	70.88	162.80	142.27	304.90	
IV	Expenses													
	(a) Cost of material consumed	-	-	-	-	-	-	-	-	-	-	-	-	
	(b) Purchase of stock-in-trade	-	-	-	-	-	-	-	-	-	-	-	-	
	(c) Changes in inventories of finished goods, work-in-progress and stock-in-trade	-	-	-	-	-	-	-	-	-	-	-	-	
	(d) Employee benefits expense	20.01	20.61	19.97	40.62	40.39	82.89	20.01	20.61	19.97	40.62	40.39	82.89	
	(e) Finance costs	10.12	10.12	10.01	20.24	20.02	40.04	10.12	10.12	10.01	20.24	20.02	40.04	
	(f) Impairment / (Gain) on financial instruments and Exceptional Items (Refer Note No. 5)	(8.74)	3.80	(0.37)	(4.94)	(5.14)	5.08	(8.74)	3.80	(0.37)	(4.94)	(5.14)	5.08	
	(g) Depreciation and amortization expense	4.74	4.69	4.78	9.43	9.52	18.86	4.74	4.69	4.78	9.43	9.52	18.86	
	(h) Other expenses	21.24	23.77	23.29	45.01	46.45	80.22	21.62	23.89	23.45	45.51	46.73	80.94	
	Total Expenses	47.37	62.99	57.68	110.36	111.24	227.09	47.75	63.11	57.84	110.86	111.52	227.81	
V	Profit before exceptional items and tax (III-IV)	33.81	15.86	12.18	49.67	28.98	73.24	34.82	17.12	13.04	51.94	30.75	77.09	
VI	Exceptional items - income / (expense)	-	-	-	-	-	-	-	-	-	-	-	-	
VII	Profit before tax (V-VI)	33.81	15.86	12.18	49.67	28.98	73.24	34.82	17.12	13.04	51.94	30.75	77.09	
VIII	Tax expense													
	(a) Current tax	7.20	9.95	8.07	17.15	10.05	33.50	7.49	10.28	8.31	17.77	10.55	34.60	
	(b) Deferred tax	-	-	-	-	-	-	-	-	-	-	-	-	
	(b) Taxation pertaining to earlier year	-	-	2.29	-	2.79	2.79	-	-	2.29	-	2.79	2.80	
IX	Profit / (Loss) for the period from continuing operations (VII-VIII)	26.61	5.91	1.82	32.52	16.14	36.95	27.33	6.84	2.44	34.17	17.41	39.69	
X	Profit / (Loss) from discontinued operations	-	-	-	-	-	-	-	-	-	-	-	-	
XI	Tax expense of discontinued operations	-	-	-	-	-	-	-	-	-	-	-	-	
XII	Profit / (Loss) from discontinued operations (after tax) (X-XI)	-	-	-	-	-	-	-	-	-	-	-	-	
XIII	Profit / (Loss) for the period (IX+XII)	26.61	5.91	1.82	32.52	16.14	36.95	27.33	6.84	2.44	34.17	17.41	39.69	
XVI	Other Comprehensive Income													
	A (i) Items that will be reclassified to profit or loss	-	-	-	-	-	-	-	-	-	-	-	-	
	(ii) Income tax relating to items that will be reclassified to profit or loss	-	-	-	-	-	-	-	-	-	-	-	-	
	B (i) Items that will not be reclassified to profit or loss	0.20	0.20	0.09	0.40	0.18	0.38	0.20	0.20	0.09	0.40	0.18	0.38	
	(ii) Income tax relating to items that will not be reclassified to profit or loss	(0.05)	(0.05)	(0.03)	(0.10)	(0.05)	(0.07)	(0.05)	(0.05)	(0.03)	(0.10)	(0.05)	(0.07)	
XV	Total Comprehensive Income for the period (XIII+XIV)	26.76	6.06	1.88	32.82	16.27	37.26	27.48	6.99	2.50	34.47	17.54	40.00	
	(Comprising Profit / (Loss) and Other Comprehensive Income for the period)													
XVI	Equity Share Capital (face value of Rs.10/- each)	2,095.07	2,095.07	2,095.07	2,095.07	2,095.07	2,095.07	2,095.07	2,095.07	2,095.07	2,095.07	2,095.07	2,095.07	
XVII	Earning per equity share (of Rs.10/- each) (not annualised*)													
	(1) Basic	0.13*	0.03*	0.01*	0.16*	0.08*	0.18	0.13*	0.03*	0.01*	0.16*	0.08*	0.19	
	(2) Diluted	0.13*	0.03*	0.01*	0.16*	0.08*	0.18	0.13*	0.03*	0.01*	0.16*	0.08*	0.19	

- Notes:**
- The above unaudited financial results after being reviewed by the Audit committee were approved by the Board of Directors in their meeting held on 09/11/2023. These results have been subjected to limited review carried out by the Statutory Auditors.
 - Based on the Management approach as defined under Ind-AS 108, Operating segments, the Company operates in one business segment i.e. ITes related Facility Management Segment, as such it is the only reportable business segment. Since "Revenue from IT enabled services" are much lower as a result of which "Other Income" exceeds "Revenue from Operations"
 - The Company adopted Indian Accounting Standards (Ind-AS) from April 1, 2017 and accordingly these financial results have been prepared in accordance with the recognition and measurement principles laid down in the IND-AS 34 'Interim Financial Reporting' prescribed under Section 133 of the Companies Act, 2013 read with the relevant rules issued thereunder and other accounting principles generally accepted in India. Financial for the quarter have been prepared in accordance with the recognition and measurement principles of Ind-AS 34.
 - The Financials Results (Standalone and Consolidated) have been prepared in accordance with principles of Indian Accounting Standard (IndAS) as specified by ICAI & section 133 of The Companies Act 2013.
 - The Company, in the past has invested funds in Bonds. The Market value/Resale value of some of the bonds on Mark-to-Market basis have varied in earlier quarters/year. Accordingly the resultant gain arrived on Mark-to-Market basis amounting to Rs.8.74 Lacs for the current quarter has been accounted and classified under "Impairment Loss / (Gain) on financial instruments".
 - The Statutory Auditors of the Company have carried out the limited review.
 - Figures of the previous periods have been regrouped/ rearranged wherever necessary to make them comparable with current period's classification.

Place: Mumbai
Date: 09/11/2023

For PCS Technology Limited

Ashok Kumar Patni
Vice Chairman

Size 24x30cm

**EXTRACTS OF CONSOLIDATED UNAUDITED FINANCIAL RESULTS FOR THE SECOND QUARTER AND
HALF YEAR ENDED 30TH SEPTEMBER 2023**

(Rs. in lakhs)

SN	Particulars	Consolidated					
		Quarter ended			Half Year Ended		Financial Year Ended
		30.09.2023	30.06.2023	30.09.2022	30.09.2023	30.09.2022	31.03.2023
		Unaudited	Unaudited	Unaudited	Unaudited	Unaudited	Audited
1	Total Income from Operations	82.57	80.23	70.88	162.80	142.27	304.90
2	Net Profit / (Loss) for the period before tax	34.82	17.12	13.04	51.94	30.75	77.09
3	Net Profit / (Loss) for the period after tax	27.33	6.84	2.44	34.17	17.41	39.69
4	Total Comprehensive Income for the period [Comprising Profit / (Loss) for the period (after tax) and Other Comprehensive Income (after tax)]	27.48	6.99	2.50	34.47	17.54	40.00
5	Equity Share Capital	2,095.07	2,095.07	2,095.07	2,095.07	2,095.07	2,095.07
6	Reserves (excluding Revaluation Reserve) as shown in the Audited Balance Sheet of the previous year	NA	NA	NA	NA	NA	2,220.42
7	Basic & Diluted Earnings Per Share (of Rs.10/-each) (not annualised *) (before extraordinary items)	0.13*	0.03*	0.01*	0.16*	0.08*	0.19

The Financial details on Standalone basis are as under

SN	Particulars	Standalone					
		Quarter ended			Half Year Ended		Financial Year Ended
		30.09.2023	30.06.2023	30.09.2022	30.09.2023	30.09.2022	31.03.2023
		Unaudited	Unaudited	Unaudited	Unaudited	Unaudited	Audited
1	Total Income from Operations	81.18	78.85	69.86	160.03	140.22	300.33
2	Profit before tax	33.81	15.86	12.18	49.67	28.98	73.24
3	Profit after tax	26.61	5.91	1.82	32.52	16.14	36.95

Notes:

- The above is an extract of the detailed format of Second Quarter and Half Year ended on 30th September 2023 Ended Financial Results filed with the Stock Exchanges under Regulation 33 of the SEBI (Listing and Other Disclosure Requirements) Regulations, 2015. The full format of the Quarter Ended Financial Results are available on the websites of the Stock Exchange (www.bseindia.com) and the listed entity (www.pcstech.com).
- The above unaudited financial results after being reviewed by the Audit committee were approved by the Board of Directors in their meeting held on 09/11/2023. These results have been subjected to limited review carried out by the Statutory Auditors.
- Based on the Management approach as defined under Ind-AS 108, Operating segments, the Company operates in one business segment i.e. ITes related Facility Management Segment, as such it is the only reportable business segment. Since "Revenue from IT enabled services" are much lower as a result of which "Other Income" exceeds "Revenue from Operations"
- The Company adopted Indian Accounting Standards (Ind-AS) from April 1, 2017 and accordingly these financial results have been prepared in accordance with the recognition and measurement principles laid down in the IND-AS 34 'Interim Financial Reporting' prescribed under Section 133 of the Companies Act, 2013 read with the relevant rules issued thereunder and other accounting principles generally accepted in India. Financial for the quarter have been prepared in accordance with the recognition and measurement principles of Ind-AS 34.
- The Financials Results (Standalone and Consolidated) have been prepared in accordance with principles of Indian Accounting Standard (IndAS) as specified by ICAI & section 133 of The Companies Act 2013.
- The Company, in the past has invested funds in Bonds. The Market value/Resale value of some of the bonds on Mark-to-Market basis have varied in earlier quarters/year. Accordingly the resultant gain arrived on Mark-to-Market basis amounting to Rs.8.74 Lacs for the current quarter has been accounted and classified under "Impairment Loss / (Gain) on financial instruments".
- The Statutory Auditors of the Company have carried out the limited review.
- Figures of the previous periods have been regrouped/ rearranged wherever necessary to make them comparable with current period's classification.

Place: Mumbai

For PCS Technology Limited

Ashok Kumar Patni
Vice Chairman

Size 12x21cm

STATEMENT OF ASSETS AND LIABILITIES FOR THE SECOND QUARTER AND HALF YEAR ENDED 30TH SEPTEMBER 2023

(Rs.in lakhs)

Particulars	Standalone		Consolidated	
	As at	As at	As at	As at
	30-Sep-2023	31-Mar-2023	30-Sep-2023	31-Mar-2023
A ASSETS				
1 Non-Current Assets				
(a) Property, plant and equipment	852.63	862.07	852.63	862.07
(b) Financial assets				
(i) Investments	50.10	50.10	0.10	0.10
(c) Other assets	108.54	107.64	108.54	107.64
Total non-current assets	1,011.28	1,019.80	961.28	969.80
2 Current assets				
(a) Financial assets				
(i) Investments	318.88	315.73	318.88	315.73
(ii) Trade receivables	0.70	1.82	0.70	1.82
(iii) Cash and cash equivalents	3,356.25	3,316.46	3,464.52	3,423.75
(iv) Loans	-	-	-	-
(b) Current income tax assets (net)	-	-	-	-
(c) Other assets	54.04	41.77	55.15	42.64
Total current assets	3,729.87	3,675.79	3,839.26	3,783.94
TOTAL ASSETS	4,741.15	4,695.60	4,800.54	4,753.75
II. EQUITY AND LIABILITIES				
1 Equity				
(a) Share capital	2,095.07	2,095.07	2,095.07	2,095.07
(b) Other equity	2,197.32	2,164.51	2,254.88	2,220.42
Total Equity	4,292.39	4,259.57	4,349.95	4,315.48
2 Liabilities				
Non-current liabilities				
(a) Financial liabilities				
(i) Long-term borrowings	387.20	384.85	387.20	384.85
(ii) Other financial liabilities	-	-	-	-
(b) Provisions	3.18	3.14	3.18	3.14
Total non-current liabilities	390.38	387.99	390.38	387.99
3 Current Liabilities				
(a) Financial liabilities				
(i) Trade and other payables	20.97	5.52	22.80	7.12
(b) Current income tax liabilities (net)	1.64	8.04	1.64	8.69
(c) Provisions	5.31	5.31	5.31	5.31
(d) Other liabilities	30.46	29.16	30.46	29.16
Total current liabilities	58.38	48.03	60.21	50.27
TOTAL EQUITY AND LIABILITIES	4,741.15	4,695.60	4,800.54	4,753.75

For PCS Technology Limited

Ashok Kumar Patil
Vice Chairman

Size 12x20cm

CASH FLOW STATEMENT FOR THE SECOND QUARTER AND HALF YEAR ENDED 30TH SEPTEMBER 2023

(Rs.in lakhs)

Particulars	Half Year Ended	Year ended
	30/Sep/23	31/Mar/23
A. Cash flow from operating activities		
Net profit after tax and extra ordinary items	32.51	36.96
Adjustments for:		
Tax Provision	17.15	36.29
OCI	0.30	0.31
CSR Provision	-	-
CSR Paid	-	-
Depreciation	9.43	18.86
Finance cost	20.24	40.04
Gain / Loss / Impairment on investments and sundry balances	(4.94)	5.08
Fixed assets written off / Profit or Loss of Sale of Fixed Assets	-	(0.40)
Interest received	(113.94)	(202.96)
Operating profit before working capital changes	(39.25)	(65.83)
Decrease/ (increase) in trade and others receivables	1.88	(2.97)
Decrease/ (increase) in inventories	-	-
(Decrease)/ increase in trade and other payables	12.74	13.49
Cash generated from operations	(24.63)	(55.30)
Income tax paid (net of refunds)	(17.15)	(31.23)
Net cash flow from/ (used in) operating activities	(41.78)	(86.53)
B. Cash flow from investing activities		
Purchase of fixed assets	(1.55)	-
Purchase of non-current investments	1.79	3.58
Bank Fixed Deposits	-	-
Proceeds from sale of fixed assets	1.55	1.55
Interest received	100.01	195.19
Net cash from/ (used in) investing activities	101.80	200.32
C. Cash from financing activities		
Repayment of borrowings (net)	(2.36)	(4.26)
Finance cost	(17.89)	(35.78)
Net cash from/ (used in) financing activities	(20.24)	(40.04)
Net increase/ (decrease) in cash and cash equivalents	39.78	73.75
Cash and cash equivalents at beginning of the year	3,316.46	3,242.71
Cash and cash equivalents at end of the year	3,356.25	3,316.46
	0	-

Particulars	Year ended 30/Sep/23	Year ended 31/Mar/23
COMPONENTS OF CASH AND CASH EQUIVALENTS AS AT		
Cash on hand	0.18	0.17
Balance with banks	49.54	59.74
Cheques on hand	-	-
Fixed deposits with banks, having original maturity of three months or less	3,306.53	3,256.56
Cash and cash equivalents at the end of the year	3,356.25	3,316.46

RECONCILIATION STATEMENT OF CASH AND BANK BALANCE

Particulars	Year ended 30/Sep/23	Year ended 31/Mar/23
Cash and cash equivalents at the end of the year as per above	49.72	59.90
Add: Balance with bank in dividend / unclaimed dividend accounts	-	-
Add: Fixed deposits with banks, having remaining maturity for less than twelve months	3,306.53	3,256.56
Add: Fixed deposits with banks (lien marked)	-	-
Less: Fixed deposit with banks, having remaining maturity for more than twelve months	-	-
Cash and bank balance as per balance sheet (refer note 13 and 14)	3,356.25	3,316.46

DISCLOSURE AS REQUIRED BY IND AS 7

Reconciliation of liabilities arising from financing activities

30 September 2023	Opening balance	Cash flows	Non cash changes	Closing balance
Short term secured borrowings	-	-	-	-
Long term secured borrowings	384.85	-	2.36	387.20
Total liabilities from financing activities	384.85	-	2.36	387.20

For PCS Technology Limited

Ashok Kumar Patni
Vice Chairman

Size 12x26cm

**Independent Auditor's Review Report on the Unaudited Standalone Financial Results of
PCS Technology Limited for the Secound quarter ended as on Sept 30,2023 pursuant to the
Regulation 33 of the Securities and Exchange Board of India (SEBI) (Listing Obligations
and Disclosure Requirements) Regulations, 2015, as amended.**

To,
The Board of Directors
PCS TECHNOLOGY LIMITED,
Mumbai

1. We have reviewed the accompanying statement of Unaudited Standalone Financial Results of PCS Technology Limited (the "Company") for the second quarter and half year ended as on Sept 30, 2023(the "Statement") attached being submitted by the Company pursuant to the requirements of Regulation 33 of the SEBI (Listing Obligations and Disclosure Requirements) Regulations, 2015, as amended (the "Listing Regulations").
2. This statement which is the responsibility of Company's Management and approved by the Company's Board of Directors, has been prepared in accordance with the recognition and measurement principles laid down in the Indian Accounting Standard 34 "Interim Financial Reporting" ("Ind AS 34"), prescribed under Section 133 of the Companies Act, 2013 as amended, read with relevant rules issued there under and other accounting principles generally accepted in India. The Statement has been approved by the Company's Board of Directors. Our responsibility is to express a conclusion on these statements based on our review.
3. We conducted our review of the Statement in accordance with the Standard on Review Engagement (SRE) 2410, "Review of Interim Financial Information Performed by the Independent Auditor of the Entity", issued by the Institute of Chartered Accountants of India. This standard requires that we plan and perform the review to obtain moderate assurance as to whether the statements are free of material misstatement. A review of interim financial information consists of making inquiries, primarily of persons responsible for financial and accounting matters, and applying analytical and other review procedures. A review is substantially less in scope than an audit conducted in accordance with Standards on Auditing and consequently does not enable us to obtain assurance that we would become aware of all significant matters that might be identified in an audit. Accordingly, we do not express an audit opinion.
4. Based on our review conducted as above, nothing has come to our attention that causes us to believe that the accompanying Statement, prepared in accordance with the recognition and measurement principles laid down in the aforesaid Indian Accounting Standards ('Ind AS') specified under Section 133 of the Companies Act, 2013 as amended, read with relevant rules issued there under and other accounting principles generally accepted in India, has not disclosed the information required to be disclosed in terms of the Listing Regulations, including the manner in which it is to be disclosed, or that it contains any material misstatement.

For Vinod K Mehta & Co.

Chartered Accountant



Divyesh Mehta

Partner


(ICAI Registration no. 111508W)

Membership Number: 044293

UDIN: 23044293BGP0SP3316

Place: Mumbai

Date: 09/11/2023



**Independent Auditor's Review Report on the Unaudited Consolidated Financial Results of
PCS Technology Limited for the second quarter and half year ended as on Sept 30,2023
pursuant to the Regulation 33 of the Securities and Exchange Board of India (SEBI) (Listing
Obligations and Disclosure Requirements) Regulations, 2015, as amended**

Review Report to
The Board of Directors
PCS TECHNOLOGY LIMITED,
Pune.

1. We have reviewed the accompanying statement of unaudited consolidated financial results of PCS Technology Limited (the "Parent") and its subsidiaries (the Parent and its subsidiaries together referred to as "the Group"), for the second quarter and half year ended as on Sept 30,2023("the Statement") attached herewith, being submitted by the Parent pursuant to the requirement of Regulation 33 of the SEBI (Listing Obligations and Disclosure Requirements) Regulations, 2015, as amended (the "Listing Regulations").
2. This Statement, which is the responsibility of the Parent's Management and approved by the Parent's Board of Directors, has been prepared in accordance with the recognition and measurement principles laid down in Indian Accounting Standard 34 "Interim Financial Reporting" ("Ind AS 34"), prescribed under Section 133 of the Companies Act, 2013, as amended, read with relevant rules issued there under and other accounting principles generally accepted in India. The Statement has been approved by the Holding Company's Board of Directors. Our responsibility is to express a conclusion on the Statement based on our review.
3. We conducted our review of the Statement in accordance with the Standard on Review Engagements (SRE) 2410,"Review of Interim Financial Information Performed by the Independent Auditor of the Entity" issued by the Institute of Chartered Accountants of India. This standard requires that we plan and perform the review to obtain moderate assurance as to whether the Statement is free of material misstatement. A review of interim financial information consists of making inquiries, primarily of persons responsible for financial and accounting matters, and applying analytical and other review procedures. A review is substantially less in scope than an audit conducted in accordance with Standards on Auditing and consequently does not enable us to obtain assurance that we would become aware of all significant matters that might be identified in an audit. Accordingly, we do not express an audit opinion.

We also performed procedures in accordance with the Circular No. CIR/CFD/CMD1/44/2019 dated March 29,2019 issued by the SEBI under Regulation 33(8) of the Listing Regulations, to the extent applicable.

4. The Statement includes the results of the following subsidiaries:
 - a) PCS Positioning Systems (India) Limited
 - b) PCS InfoTech Limited, India
5. We did not review the interim financial results of the 2 subsidiaries included in the consolidated unaudited financial results, whose interim financial results reflect total revenue (incl. Other Income) of Rs.1.39 lakhs, total net profit/(loss) after tax of Rs 0.72 lakh for the quarter ended as on Sept 30,2023. The consolidated unaudited financial results also includes the Group's share of net profit/(loss) after tax Rs. 27.33 lakhs and Total Comprehensive Income / loss of Rs. 27.48 lakh for the quarter ended as on Sept 30,2023 as considered in the consolidated unaudited financial results..

These interim results have been reviewed by other auditor whose review reports have been furnished to us by the Management and our conclusion on the statements, in so far as it relates to the amounts and

disclosures included in respect of these subsidiaries is based solely on the reports of the other auditor and the procedures performed by us as stated in paragraph 3 above.


Our conclusion is not modified in respect of this matter and the reports of the other auditors and the financial results/financial information certified by the Management.

6. Based on our review conducted and procedures performed as stated in paragraph 3 above and based on the consideration of the review reports of other auditors referred to in paragraph 5 above, nothing has come to our attention that causes us to believe that the accompanying Statement, prepared in accordance with recognition and measurement principles laid down in the aforesaid Indian Accounting Standards ('Ind AS') specified under Section 133 of the Companies Act, 2013, as amended, read with relevant rules issued there under and other accounting principles generally accepted in India, has not disclosed the information required to be disclosed in terms of the Listing Regulations, including the manner in which it is to be disclosed, or that it contains any material misstatement.

For Vinod K Mehta & Co.
Chartered Accountant



Divyesh Mehta
Partner
(ICAI Registration no. 111508W)
Membership Number: 044293



UDIN: 23044293BGP05Q8756

Place: Mumbai
Date: 09/11/2023