

Ref. No.: EBL/SD/Q2/Reg.-30/2022-2023/1111

Date: 11th November, 2022

To,

General Manager (Listing),

BSE Limited,

PhirozeJeejeebhoy Towers,

Dalal Street, Fort, Mumbai - 400001,

Maharashtra, India

COMPANY CODE: 540063

Dear Sir / Madam,

Subject: Submission of Standalone Un-audited Financial Results for the quarter and half year ended on 30th September, 2022.

Pursuant to Regulation 30 of SEBI (Listing Obligations and Disclosure Requirements) Regulations, 2015 ("Listing Regulations"), this is to inform you that the Board of Directors ("Board") of the Company at their meeting held on today, 11th November, 2022 has considered, approved and adopted Standalone Un-audited Financial Results for the quarter and half year ended on 30th September, 2022.

Pursuant to Regulation 33 of the Listing Regulations, we enclose herewith Standalone Un-audited Financial Results along with Limited Review Report issued by M/s. Purushottam Khandelwal & Co., Statutory Auditors of the Company for the quarter and half year ended on 30th September, 2022.

The Board Meeting commenced at 17:30 P.M. and concluded at 18:00 P.M.


You are requested to take the same on your record.

Thanking You,

Yours faithfully

For, **ECS Biztech Limited**

**Hinal
Patel**

 Digitally signed by Hinal Patel
Date: 2022.11.11 17:50:53
+05'30'

Hinal Patel

Company Secretary

ECS Biztech Ltd.

Regd. Office: The First, B-02, ECS Corporate House, Behind Keshavbaug Party Plot, Off.

132 ft Ring Road, Vastrapur, Ahmedabad- 380015. Gujarat. India.

Phone: 8980005006 / 8980004000 | Web: www.ecscorporation.com

CIN: L30007GJ2010PLC063070



Independent Auditors' Review Report on quarterly Un-audited Standalone Financial Results of M/s. ECS Biztech Limited pursuant to the Regulation 33 of SEBI (Listing Obligations and Disclosure Requirements) Regulation, 2015 (as amended from time to time).

To,
Board of Directors,
ECS Biztech Limited

1. We have reviewed the accompanying statement of Un-audited standalone financial results of **M/s. ECS Biztech Limited** ("the Company") for the quarter and half year ended on 30th September, 2022 ("the Statement") attached herewith, being submitted by the Company pursuant to the requirements of Regulation 33 of the SEBI (Listing Obligations and Disclosure Requirements) Regulations, 2015 (as amended) including relevant circulars issued by the SEBI from time to time.
2. This statement which is the responsibility of the Company's management and has been approved by the Board of Directors, have been prepared in accordance with the recognition and measurement principles laid down in the Indian Accounting Standard 34 "Interim Financial Reporting" as prescribed under Section 133 of the Companies Act, 2013 ("the Act") read with relevant rules issued thereunder, SEBI Circular CiR/CFD/FAC/62/2016 dated 05th July, 2016 (hereinafter referred to as the SEBI Circular), and other accounting principles generally accepted in India. Our responsibility is to issue a report on these financial statements based on review.
3. We conducted our review of the Statement in accordance with the Standard on Review Engagements (SRE) 2410 "Review of Interim Financial Information performed by the Independent Auditor of the Entity", issued by the Institute of Chartered Accountants of India (ICAI). This standard requires that we plan and perform the review to obtain moderate assurance as to whether the financial statements are free of material misstatement. A review is limited primarily to inquiries of company personnel and analytical procedures applied to financial data and thus provides less assurance than an audit. We have not performed an audit and accordingly, we do not express an audit opinion.
4. Based on our review conducted as above, nothing has come to our attention that causes us to believe that the accompanying statement of Un-audited Financial Results prepared in accordance with the recognition and measurement principles laid down in the applicable Indian Accounting Standards (Ind-AS) specified under Section 133 of the Companies Act, 2013 read with applicable rules issued thereunder and other recognized accounting practice and policies has not disclosed the information required to be




Head Office : 216, Madhupura Vyapar Bhawan, Nr. Gunj Bazar, Madhupura, Ahmedabad-380004

Tei.: 079-22164423 Cel : 098250 20844 e-mail : phkhandelwal@rediffmail.com Website : pkhandelwal.com

disclosed in terms of regulation 33 of the SEBi (Listing Obligations and Disclosure Requirements) Regulations, 2015 read with circular No. CIR/CFD/FAC/62/2016 dated July 05, 2016 including the manner in which it is to be disclosed, or that it contains any material misstatement.

For, Purushottam Khandeiwal & Co,
Chartered Accountant
FRN:12385W



CA Prahalad Jhanwar
Partner

M No.120920

UDIN: 22120920BCUHSF7793

Place: Ahmedabad
Date: 11-11-2022

ECS BIZTECH LIMITED

Regd. Office : B02, The First, ECS Corporate House, behind Keshavbaug Party Plot, Off 132 Ft Road, Vastrapur, Ahmednabad 380015

CIN:L30007GJ2010PLC063070 Contact:+918980005048

Email Id: secretarial@ecscorporation.com Website : www.ecsbiztech.com


Standalone Un-audited Financial Results for the quarter & half year ended September, 2022 (in Rupees)

Sr. No	Particulars	Quarter Ended			Half Year Ended		Year ended
		30-09-2022	30-06-2022	30-09-2021	30-09-2022	30-09-2021	31-03-2022
		Un-audited	Un-audited	Un-audited	Un-audited	Un-audited	Audited
1	Revenue from operations	3,305,990	3,129,503	3,175,078	6,435,493	6,885,888	17,345,000
2	Other Income	504,714	635,822	218,523	509,999	305,015	347,000
3	Total Revenue	3,810,704	3,765,325	3,393,601	6,945,491	7,190,903	17,692,000
4	Expenses						
(a)	Cost of Materials consumed	-	-	-	-	-	-
(b)	Purchase of Stock-in-Trade	578,810	260,604	398,391	839,414	870,139	2,137,000
(c)	Changes in inventories of finished goods, work in progress and stock in trade	632,682	-1,314,879	457,459	-682,197	527,549	-635,000
(d)	Employee benefits expense	445,905	2,444,418	1,936,442	2,877,133	4,411,684	6,660,000
(e)	Finance Cost	3,504	6,916	23,666	10,419	73,975	79,000
(f)	Depreciation and amortisation expense	407,071	462,210	385,754	869,281	739,105	1,516,000
(g)	Other Expenses (Any item exceeding 10% of the total expenses to be shown seperately)	1,447,203	1,803,474	3,016,982	2,633,329	4,134,950	7,798,000
(h)	Loss on Sale of Assets	-	-	-	-	-	-
(i)	Bad Debs	-	-	-	-	-	-
	Total Expenses	3,515,175	3,662,743	6,218,694	6,547,379	10,757,402	17,555,000
5	Profit / (Loss) before exceptional items and Tax (3-4)	295,529	102,582	-2,825,093	398,112	-3,566,499	137,000
6	Exceptional items / Prior Period Income / (Expenses)	-	-	-	-	-	-
7	Profit / (Loss) before Tax (5-6)	295,529	102,582	-2,825,093	398,112	-3,566,499	137,000
8	Tax Expense						
(a)	Current Tax	-	-	-	-	-	-
(b)	Deferred Tax	-	-	-	-	-	2,290,000
	Total tax expense	-	-	-	-	-	2,290,000
9	Profit/ Loss for the period from the continuing	295,529	102,582	-2,825,093	398,112	-3,566,499	2,427,000
10	Tax Expense of Discontinuing Operations						
11	Profit/(Loss) from Discontinuing operations						
12	Profit/(Loss) for the period						
13	Other Comprehensive (Income)/ Expense						
	Items that will not be reclassified to profit or loss in subsequent periods						
	Re-measurement gains (losses) on defined benefit plans						
	Income tax effect						
	Other comprehensive (income)/ expense (net of tax)						
14	Total comprehensive income as per Ind AS	295,529	102,582	-2,825,093	398,112	-3,566,499	2,427,000
15	Paid-up Equity Share Capital (Face Value of Rs. 10/ per share)	205,550,470	205,550,470	205,550,470	205,550,470	205,550,470	205,550,470
16	Reserves excluding revaluation reserves as per balance sheet	-256,142,863	-255,839,493	-260,526,522	-256,142,863	-260,526,522	-255,942,074
17	Earning Per Share						
(a)	Basic	0.01	0.00	-0.14	0.02	-0.17	0.12
(b)	Diluted	0.01	0.00	-0.14	0.02	-0.17	0.12
	Total Number of paid up equity shares	20,555,047	20,555,047	20,555,047	20,555,047	20,555,047	20,555,047

Notes

- The above Un-Audited financial results have been prepared in accordance with Indian Accounting Standards (Ind AS), the provisions of the Companies Act, 2013 ("the Act"), as applicable and guidelines issued by the Securities and Exchange Board of India ("SEBI"). The Ind AS are prescribed under Section 133 of the Act read with Rule 3 of the Companies (Indian Accounting Standards) Rules, 2015 and Companies (Indian Accounting Standards) Amendment Rules, 2016.
- The above financial results were reviewed by the Audit Committee and approved by the Board of Directors in their meeting held on Today i.e. 11th November, 2022 and limited review of the same has been carried out by the Statutory Auditors.
- Figures for quarter ended 30th September 2022 and 30th September 2021, are balancing figures between the unaudited figures for the half year ended 30th September 2022 and 30th September 2021 and the published unaudited figures for the quarter ended 30th June 2022 and 30th June 2021 respectively.
- The Company has only one reportable segment as per Ind As 108, i.e. sale of I.T peripheral devices and related services.
- Previous years and previous quarters figures have been regrouped and recast wherever necessary.

Date: 11.11.2022
Place: Ahmedabad



For, ECS Biztech Limited

Vijay
Vijay Mandora
Managing Director (DIN: 00328792)

ECS Biztech Limited

Regd. Office : B02, The First, ECS Corporate House, behind Keshavbaug Party Plot, Off 132 Ft Road, Vastrapur,
Ahmednabad 380015
CIN:L30007GJ2010PLC063070 Contact:+918980005048
Email Id: secretarial@ecscorporation.com Website : www.ecsbiztech.com
Contact:+918980005048

CASH FLOW STATEMENT FOR THE HALF YEAR ENDED ON 30.09.2022

Particulars	As at 30-09-2022		As at 31.03.2022	
	Un-audited	Audited	Un-audited	Audited
A) CASH FLOW FROM OPERATING ACTIVITIES :				
Profit Before Tax	295,528		24.28	
Non Cash Operations :				
Depreciation/Amortisation	407,071		15.16	
Extraordinary Gain			-	
Provision for Doubtful Debts			-	
Deferred Tax			(22.90)	
Finance Cost	10,419		0.79	
	-		-	
Operating Profit Before Working Capital Changes	713,018		17.33	
Increase / (Decrease) in :-				
Short Term Borrowings	4,893,511		256.94	
Trade Payable	409,141		(379.62)	
Other Current Liabilities	(1,438,711)		(30.93)	
Trade Receivable	(944,143)		123.35	
Short Term Provisions	(574,064)		2.70	
Other Current Aseests	(15,592)		-	
Short Term Loans & Advances	(2,141,862)		16.35	
Stock In Trade	(682,196)		(6.35)	
	(493,916)		(17.56)	
Net Cash Generated Before Exceptional Items	219,102		(0.23)	
Exceptional Items				
Tax Expenses	-		-	
Net Cash Used in / Generated from Operating Activities (A)	219,102			
B) CASH FLOW FROM INVESTING ACTIVITIES :				
General Reserve			(14.10)	
Non Current Investment			-	
Other Non-Current Assets			24.63	
Purchase Of Fixed Assets	(498,913)		(9.05)	
Sale of Fixed Assets			-	
Net cash Used in Investing Activities (B)	(498,913)		1.48	
(C) CASH FLOW FROM FINANCING ACTIVITIES :				
Long Term Loans & Advances			-	
Long Term Borrowings			-	
Finance Cost	(10,419)		(0.79)	
Net Cash from financing activities (C)	(10,419)		(0.79)	
Net increase(Decrease) in cash and cash equivalents (A+B+C)	(290,230)		0.46	
Cash and Cash Equivalents at the Beginning of the year	373,615		3.28	
Cash and Cash Equivalents at the end of the year	83,385		3.74	

Date: 11.11.2022

Place: Ahmedabad

For, ECS Biztech Limited

Vijay Mandora
Managing Director

DIN: 00328792



ECS BIZTECH LIMITED

Regd. Office : B02, The First, ECS Corporate House, behind Keshavbaug Party Plot, Off 132 Ft Road, Vastrapur, Ahmednabad 380015
 CIN:L30007GJ2010PLC063070 Contact:+918980005048
 Email Id: secretarial@ecscorporation.com Website : www.ecsbiztech.com

**Statement of Assets and Liability for the half year ended on 30.09.2022
 (In Rupees)**

Particulars	01-04-2022 to 30-09-2022	01-04-2021 to 31-03-2022
	Un-audited	Audited
I - ASSETS		
(1) - Non-current assets		
(a) Property, Plant and Equipment	2,000,495.90	2,426,002.00
(b) Capital work-in-progress		
(c) Investment Property		
(d) Goodwill		
(e) Other Intangible assets		
(f) Intangible assets under development		
(g) Biological Assets other than bearer plants		
(h) Financial Assets		
(i) Investments		
(ii) Trade receivables	56,320,720.93	55,302,311.93
(iii) Loans	7,539,646.35	5,397,784.23
(i) Deferred Tax Assets (Net)		
(j) Other non-current assets	11,377,009.48	11,259,390.86
	77,237,872.66	74,385,489.02
(2) Current Financial assets		
(a) Inventories	3,225,838.82	2,543,642.12
(b) Financial Assets		
(i) Investments		
(ii) Trade receivables	-	74,266.00
(iii) Cash and cash equivalents	83,385.53	373,614.93
(iv) Bank balances other than (iii) above		
(v) Loans, Current		
(vi) Others (to be specified)		
(c) Current Tax Assets (Net)		
(d) Other current assets	-	133,210.79
	3,309,224.35	3,124,733.84
Total Assets	80,547,097.01	77,510,222.86
II - EQUITY AND LIABILITIES		
A - Equity		
(a) Equity Share capital	205,550,470.00	205,550,470.00
(b) Other Equity	(256,198,001.83)	(255,942,074.27)
	(50,647,531.83)	(50,391,604.27)
B - LIABILITIES		
(1) - Non-current liabilities		
(a) Financial Liabilities		
(i) Borrowings		
(ii) Trade payables		
(iii) Other financial liabilities		
(b) Provisions		
(c) Deferred tax liabilities (Net)	16,310,404.00	16,310,404.00
(d) Other non-current liabilities		
	16,310,404.00	16,310,404.00
(2) - Current liabilities		
(a) Financial Liabilities		
(i) Borrowings	112,687,620.00	107,794,109.00
(ii) Trade payables	935,450.22	526,309.00
(iii) Other financial liabilities (other than those specified in item (b), to be specified)		
(b) Other current liabilities	388,695.62	1,824,482.13
(c) Provision	872,459.00	1,446,523.00
	114,884,224.84	111,591,423.13
Total Equity and Liabilities	80,547,097.01	77,510,222.86

Date: 11.11.2022
 Place: Ahmedabad

(Signature)

For, ECS Biztech Limited

Vijay Mandora
 Managing Director
 DIN: 00328792

