



SPECTRA INDUSTRIES LIMITED

Tel.: 2889 3933, 77 Fax : 91-22-2889 1342
E-mail : sepl12@rediffmail.com
Website : www.spectraindustries.co.in

Plot No. 9, Spectra Compound, 4th Floor,
Ramchandra Lane Extn., Kachpada II,
Malad (West), Mumbai - 400 064.

CIN : L74999MH1992PLC067849

To
The General Manager
DCS - CRD
BSE LIMITED
Phiroze Jeejeebhoy Towers
Dalal Street, Mumbai - 400 001.

Date: November 14, 2022

Srip code: 513687

Dear Sir,


Sub.: Unaudited Financial Results for the quarter ended 30.09.2022


At the Board meeting held today at 3.00 p.m. and concluded at ~~3.30~~ p.m. the Board of directors approved the Unaudited Financial Results for the quarter & Half Year Ended September 30, 2022.

Pursuant to Regulation 33 of SEBI (Listing Obligations and Disclosure Requirements) Regulations, 2015, enclosed please find Unaudited Financial Results for the quarter and half year ended September 30, 2022 duly approved by the Board of Directors along with Limited review report of the Auditors.

Thanking you.

Yours faithfully,
For SPECTRA INDUSTRIES LIMITED


Jaidev Gupta
Executive Director & CFO
DIN: 00066999
Encl.: As above



Factory : C-1, MIDC, Murbad, Dist Thane.
Maharashtra-421 401. Tel.: 02524-224298

SPECTRA INDUSTRIES LIMITED

Registered Office : Plot No 9, Spectra Compound, Ramchandra Lane Extension, Kanchpada II, Malad (West), Mumbai - 400 064.

CIN NO : L74999MH1992PLC067849, Email : sept12@rediffmail.com

Phone No : 022-2889 3933, Fax No : 022-2889 1342, Website : www.spectraindustries.co.in

Statement of Unaudited Financial Results for the Quarter and Half year ended September 30, 2022

(Rs. in Lakhs, except EPS)

Sr. No.	Particulars	Quarter Ended			Half Year Ended		Year Ended
		30-Sep-22	30-Jun-22	30-Sep-21	30-Sep-22	30-Sep-21	31-Mar-22
		Unaudited	Unaudited	Unaudited	Unaudited	Unaudited	Audited
1)	Income from Operation :						
(a)	Revenue from Operations	0.00	0.00	0.00	0.00	0.00	0.00
(b)	Other Income	0.08	0.07	0.00	0.15	0.00	26.81
	Total Income	0.08	0.07	0.00	0.15	0.00	26.81
2)	Expenses :						
(a)	Cost of Materials consumed (Purchase of Stock in Trade)	0.00	0.00	0.00	0.00	0.00	0.00
(b)	Changes in inventories of finished goods and W.I.P and stock-in-trade	8.05	0.00	0.00	8.05	0.00	32.22
(c)	Employee benefits expenses	0.72	0.72	0.5	1.44	1.40	2.80
(d)	Finance Cost	240.89	15.02	15.23	255.91	30.20	519.86
(e)	Depreciation and Amortisation expenses	13.22	13.21	13.22	26.43	26.43	52.87
(f)	Other Expenses	25.61	4.73	5.62	30.34	8.63	29.23
	Total Expenses	288.49	33.68	34.57	322.17	66.66	636.98
3)	Profit before Tax (1-2)	(288.41)	(33.61)	(34.57)	(322.02)	(66.66)	(610.18)
4)	Tax Expenses						
(a)	Current tax (net of Mat credit)	0	0.00	0.00	0.00	0.00	0.00
(b)	Deferred Tax	0	0.00	0.00	0.00	0.00	16.18
(c)	Income Tax for earlier year	0	0.00	0.00	0.00	0.00	0.00
	Total Tax expense	0.00	0.00	0.00	0.00	0.00	16.18
5)	Net Profit after Tax (3-4)	(288.41)	(33.61)	(34.57)	(322.02)	(66.66)	(594.00)
6)	Other Comprehensive Income : (Item that will not be reclassified to profit or loss :						
(a)	Remeasurements of the defined benefit plans	0.00	0.00	0.00	0.00	0.00	0.00
(b)	Equity Instruments through other comprehensive income	0.00	0.00	0.00	0.00	0.00	0.00
(c)	Deferred Tax relating to the above items	0.00	0.00	0.00	0.00	0.00	0.00
	Total Other Comprehensive Income /(loss)	0.00	0.00	0.00	0.00	0.00	0.00
7)	Profit for the year (5+6)	(288.41)	(33.61)	(34.57)	(322.02)	(66.66)	(594.00)
8)	Paid Up Equity Share Capital (Face Value Rs.10/- each)	707.85	707.85	707.85	707.85	707.85	707.85
9)	(i) Earning per share of Rs. 10 each (for period-not annualised)						
	Basic and Diluted	(4.07)	(0.47)	(0.49)	(4.55)	(0.94)	(8.39)

- These financial results have been prepared in accordance with Indian Accounting Standards (Ind AS) as prescribed under Section 133 of the Companies Act, 2013 read Rule 3 of the Companies (Indian Accounting Standards) Rules, 2015 and relevant amendments thereafter.
- The above financial results have been reviewed by the Audit Committee and approved by the Board of Directors at their meetings held on 14.11.2022. The Statutory auditors of the Company have conducted limited review of these financial results, pursuant to Regulation 33 of SEBI (Listing Obligations and Disclosure Requirements) Regulations, 2015
- The figures for the half year ended 30.09.2022 are the balancing figures between the Audited figures in respect of the full financial year and year-to-date figures upto the Second quarter of the financial year.
- The figures for the previous periods / year have been regrouped / reclassified wherever considered necessary.

Place : Mumbai
Date : 14.11.2022





By Order of the Board
For Spectra Industries Ltd

(Signature)
Jaidev Vinod Kumar Gupta
Executive Director & CFO
DIN - 00066999

SPECTRA INDUSTRIES LIMITED


Statement of Assets and Liabilities as per Regulation 33(3) (f) of SEBI LODR 2015:

(Rs. In Lacs)

Particulars	As at 30.09.2022 Unaudited	As at 31.03.2022 Audited
ASSETS :		
1 Non-current assets		
(a) Property, Plant and Equipment	888.68	915.1
(b) Capital work-in-progress	-	-
(c) Investment In Property	-	-
(d) Goodwill	-	-
(e) Other Intangible assets	-	-
(f) Intangible Assets under development	-	-
(g) Biological Assets other than bearer plants	-	-
(h) Financial Assets	10.04	10.19
(i) Investments	-	-
(ii) Trade receivables	-	-
(iii) Loans	-	-
(j) Deferred tax assets (net)	-	-
(j) Other non-current assets	95.00	75.00
Total Non-Current Assets	993.72	1000.29
2 Current assets		
(a) Inventories	24.17	32.22
(b) Financial Assets	-	-
(i) Investment	-	-
(ii) Trade receivable	91.63	91.86
(iii) Cash and cash equivalents	-	0.34
(iv) Bank balances other than (iii) above	3.06	2.77
(v) Loans	-	6.57
(vi) Others (to be specified)	-	-
(c) Current Tax Assets (Net)	-	-
(d) Other current assets	1.72	11.00
Total Current Assets	120.58	144.76
Total Assets	1114.30	1145.05
EQUITY AND LIABILITIES		
Equity		
(a) Equity Share Capital	707.85	707.85
(b) Other Equity	(5925.35)	(5603.33)
Total Equity	(5217.50)	(4895.48)
1 Liabilities		
Non-current liabilities		
(a) Financial Liabilities	-	-
(i) Borrowings	2212.59	1962.32
(ii) Trade payable	-	-
(iii) Other financial liabilities (other than those specified in item (b), to be specified)	-	-
(b) Provisions	5.69	30.72
(c) Deferred tax liabilities (Net)	79.89	79.89
(d) Other non-current liabilities	-	-
Total Non Current Liabilities	2298.17	2072.93
2 Current liabilities		
(a) Financial Liabilities	-	-
(i) Borrowings	3429.45	3359.44
(ii) Trade payables	545.35	545.08
(iii) Other financial liabilities (other than those specified in item (c))	-	-
(b) Other current liabilities	58.85	63.08
(c) Provisions	-	-
(d) Current Tax Liabilities (Net)	0.00	0.00
Total Current Liabilities	4033.64	3967.6
Total Equity and Liabilities	1114.30	1,145.05
Place : Mumbai		
Date : 14.11.2022		
	By Order of the Board For Spectra Industries Ltd  Jaidev Vinod Kumar Gupta Executive Director & CFO DIN - 00066999	

SPECTRA INDUSTRIES LIMITED
Cash Flow statement for the half year ended September 30, 2022
(Amounts in Indian Rupees)

	September 30, 2022	March 31, 2022
(A) Cash Flow from Operating Activities		
Profit/ (Loss) before tax and Extra Ordinary Items	(32,202,367)	(61,018,051)
Adjustment to reconcile loss before tax to net cash flows:		
Depreciation and amortisation	2,642,670	5,287,228
Employee stock compensation expense	-	-
Provisions Written back	-	-
Bad Debts written off	-	-
Provision for Gratuity	-	-
Provision for doubtful Debts	-	-
Provision for Interest Payable	22,563,070	45,126,140
Interest Expense	25,591,130	51,987,194
Interest Income	(14,850)	(18,004)
Operating loss before working capital changes	18,579,653	41,364,507
Changes in Working Capital		
(Decrease)/ Increase in Short Term Borrowings	7,001,057	(5,460,339)
(Decrease)/ Increase in Long Term Borrowings	(2,502,340)	-
(Decrease)/ Increase in Trade Payables	27,028	(743,846)
Increase in Provisions	-	-
Increase in Other Liabilities	(425,682)	(711,551)
(Increase)/ Decrease in Trade receivables	23,000	6,965,735
(Increase)/ Decrease in Other Financial Assets	-	350
(Increase) in Loans and advances	656,625	29,125
(Increase) in other current assets	941,897	135,754
(Increase) in other non current assets	(2,000,000)	1,013,768
Decrease / (Increase) in Inventories	805,552	3,222,127
Cash generated from operations	23,106,790	45,815,630
Deferral Sales Tax (SICOM)	-	-
Taxes paid	-	-
Cash flow before Extra-Ordinary Item	23,106,790	45,815,630
Net cash flow generated from operating activities	(A) 23,106,790	45,815,630
Cash flow from Investing Activities		
Purchase of fixed assets including Capital Work in Progress	-	-
Sale of Fixed Assets	-	935,876
Interest Received	14,850	18,004
Net Cash (Used in) Investing Activities	(B) 14,850	953,880
Cash flow from Financing Activities		
Proceeds from issuance of Preference Share Capital (including Securities Premium)	-	-
Term Loan from HDFC	2,464,046	4,773,198
Interest paid	(25,591,130)	(51,987,194)
Net Cash flow from Financing Activities	(C) (23,127,084)	(47,213,996)
Net Increase / (Decrease) in Cash and Cash Equivalents	(A)+(B)+(C) (5,444)	(444,486)
Cash and Cash equivalents at the beginning of the year	311,146	755,631
Cash and Cash equivalents at the end of the year	305,701	311,146
Components of cash and cash equivalents :		
Cash and Bank balances	305,701	311,146
Cash Credit accounts	-	-
Cash and cash equivalents at the end of the year (Note 14)	305,701	311,146
	5,444	444,486





Independent Auditor's Limited Review Report

To

The Board of Directors

Spectra Industries Limited

We have reviewed the accompanying statement of unaudited financial results of **Spectra Industries Limited** for the quarter ended on 30th September' 2022 and for the year to date period from 01st April, 2022 to 30th September, 2022 attached herewith being submitted by the Company pursuant to the requirement of regulation 33 of the SEBI (Listing obligation and Disclosure Requirements) Regulations, 2015, as amended (the "Listing Regulations").

The preparation of the statement is the responsibility of the Company's Management and has been approved by the Board of Directors, has been prepared in accordance with the recognition and measurement principles laid down in Indian Accounting Standard 34 "Interim Financial Reporting" (Ind AS – 34), as prescribed under section 133 of the companies Act, 2013 as amended, read with relevant rules issued thereunder and other accounting principles generally accepted in India. Our responsibility is to issue a report on these financial statements based on our review.

We conducted our review in accordance with the Standard on Review Engagement (SRE) 2410, "Review of interim Financial Information Performed by the independent auditor of the Entity" issued by the Institute of Chartered Accountants of India. This standard requires that we plan and perform the review to obtain moderate assurance as to whether the financial statements are free of material misstatement. A review is limited primarily to inquiries of Company personnel and analytical procedures applied to financial data and thus provides less assurance than an audit. We have not performed an audit and accordingly, we do not express an audit opinion.

Based on our review conducted as above, nothing has come to our attention that causes us to believe that the accompanying statement of unaudited financial results prepared in accordance with applicable accounting standards and other recognized accounting practices and policies, has not disclosed the information required to be disclosed in terms of Regulation 33 of the SEBI (Listing Obligations and Disclosure Requirements) Regulations, 2015 read with SEBI circular No CIR/CFD/FAC/62/2016 dated 6 July 2016, including the manner in which it is to be disclosed, or that it contains any material misstatement.

Other points to be highlight are as below:

1. The company has defaulted in payment of its loans and the credit facilities with Banks, amounting to Rs 29.63 crores which have been classified by Banks as NPA. Bank of India has given notice under Sec 13(2) of the Securitization and Reconstruction of Financial Assets and Enforcement of Securities Interest Act 2002.



2. Loans from related parties were Rs. 8.36 crores.
3. The company has defaulted in payment of Statutory Dues. Total amount overdue was Rs.0.57 crores as on September 30, 2022.
4. During the half year period ended on September 30, 2022 business activities was closed.
5. Net worth of the company has become negative and Capital is eroded due to losses.

For Choudhary Choudhary & Co
Chartered Accountants



CA Alok Kumar Mishra
(Partner)
Membership No: 124184
Firm Reg No: 002910C
UDIN: 22124184BCZMNL5799

Place: Mumbai
Date: 14th November, 2022