

# CISTRO TELELINK LIMITED

CIN No: L19201MP1992PLC006925  
206, Airen Heights, AB Road, Indore 452010, Madhya Pradesh  
Tel No.:0731-2555022; Fax No.:0731-2555722  
Email ID-cistrotelelink@gmail.com  
Website: www.cistrotelelink.com

---

Date: 14<sup>th</sup> November, 2022

To,  
Department of Corporate Service (DCS-CRD),  
**BSE Limited**  
Phiroze Jeejeebhoy Towers,  
Dalal Street, Fort,  
Mumbai - 400 001.

**Script Code: 531775**

**Sub.: Approval of Un-audited Financial Results for the Quarter and Half Year Ended 30<sup>th</sup> September, 2022 in pursuance with Regulation 33(3) of the SEBI (Listing Obligations and Disclosure Requirements) Regulations, 2015.**

Dear Sir,

With reference to the captioned subject above, we hereby submit you the following:


1. Un-audited Financial Results along with Limited Review Report for the quarter and half year ended on 30<sup>th</sup> September, 2022 pursuant to regulation 33 of SEBI (Listing Obligation and Disclosure Requirement) Regulations, 2015, duly approved by the Board of Directors and reviewed by the auditors.
2. Approval of Cash flow statement for the half year ended on 30<sup>th</sup> September, 2022.
3. Approval of statement of Assets and Liabilities for the half year ended 30<sup>th</sup> September, 2022.

The Board meeting commenced at 6 PM and concluded at 6.30 PM.

You are requested to kindly take it on your records.

Thanking You,  
Yours truly,

For CISTRO TELELINK LIMITED



**ARUN KUMAR SHARMA**  
**DIRECTOR**  
**DIN: 00369461**



**Encl: A/a**



**LIMITED REVIEW REPORT**

To  
Cistro Telelinks Ltd

We have reviewed the accompanying statement of standalone unaudited financial results of **CISTRO TELELINKS LIMITED** for the quarter/half year ended **September, 2022**. This statement is the responsibility of the Company's Management and has been approved by the Board of Directors. Our responsibility is to issue a report on these financial statements based on our review.


We conducted our review in accordance with the Standard on Review Engagement (SRE) 2410 "Review of Interim Financial Information performed by the Independent Auditor of the Entity", - issued by the Institute of Chartered Accountants of India. This standard requires that we plan and perform the review to obtain moderate assurance as to whether the financial statements are free of material misstatement. A review is limited primarily to inquiries of company personnel and analytical procedures applied to financial data and thus provide less assurance than an audit. We have not performed an audit and accordingly, we do not express an audit opinion.

Based on our review conducted as above, nothing has come to our attention that causes us to believe that the accompanying statement of unaudited financial results prepared in accordance with applicable accounting standards and other recognized accounting practices and policies has not disclosed the information required to be disclosed in terms of Regulation 33 of the SEBI (Listing Obligations and Disclosure Requirements) Regulations, 2015 including the manner in which it is to be disclosed, or that it contains any material misstatement.

For B Chordia & Co.

F.R.N. 121083W

(Vikas Chordia)  
(M.No. 158536)  
(Partner)



Date: 14/11/2022

Place: Surat

UDIN: 22158536BDBINN5054

**CISTRO TELELINK LIMITED**

CIN: L19201MP1992PLC006925

ADDRESS 206, Airen Heights, AB Road, Indore

Statement of Standalone Unaudited Results for the Quarter and half year ended 30/09/2022

Particulars	Rs. in Lakhs					
	Quarter Ended			Six Month Ended		Previous Year Ended
	30/09/2022	30/06/2022	30/09/2021	30/09/2022	30/09/2021	31/03/2022
	(Un-Audited)	(Un-Audited)	(Un-Audited)	(Un-Audited) As	(Un-Audited) As	(Audited)
I Revenue from Operations	6.79	5.66	7.29	12.45	19.63	28.56
II Other Income	-0.06	0.00	0.00	-0.06	0.00	0.00
III Total Revenue (I+II)	6.73	5.66	7.29	12.39	19.63	28.56
IV Expenses						
a) Cost of Material Consumed	0.00	0.00	0.00	0.00	0.00	0.00
b) Purchase of Stock in trade	5.68	4.08	4.42	9.76	14.63	20.78
c) Changes in inventories of finished goods, Work in progress and stock in trade	0.00	0.00	0.00	0.00	0.00	0.00
d) Employee benefits expenses	0.47	0.56	0.50	1.03	0.98	2.84
e) Finance Cost	0.00	0.00	0.00	0.00	0.00	0.00
f) Depreciation and amortisation expenses	0.00	0.00	0.00	0.00	0.00	0.00
g) Other expenses	0.49	3.88	3.41	4.37	3.97	6.61
Total Expenses (IV)	6.64	8.52	8.33	15.16	19.58	30.23
V Profit/(loss) before exceptional items and tax (III-IV)	0.09	-2.86	-1.04	-2.77	0.05	-1.67
VI Exceptional Items	0.00	0.00	0.00	0.00	0.00	0.00
VII Profit/(Loss) Before Tax (V-VI)	0.09	-2.86	-1.04	-2.77	0.05	-1.67
VIII Tax expense						
a) Current Tax	0.00	0.00	0.00	0.00	0.00	0.00
b) Deferred Tax	0.00	0.00	0.00	0.00	0.00	0.00
IX Profit/ (Loss) for the period from continuing operations (VII-VIII)	0.09	-2.86	-1.04	-2.77	0.05	-1.67
X Profit/ (Loss) from discontinued operations	0.00	0.00	0.00	0.00	0.00	0.00
XI Tax expense of discontinued operations	0.00	0.00	0.00	0.00	0.00	0.00
XII Profit/ (Loss) from discontinuing operations (after tax) (X-XI)	0.00	0.00	0.00	0.00	0.00	0.00
XIII Profit/ (Loss) for the period (IX+XII)	0.09	-2.86	-1.04	-2.77	0.05	-1.67
XIV Other Comprehensive Income						
A. (i) Items that will not be reclassified to profit or loss	0.00	0.00	0.00	0.00	0.00	0.00
(ii) Income tax relating to items that will not be reclassified to profit or loss	0.00	0.00	0.00	0.00	0.00	0.00
B. (i) Items that will be reclassified to profit or loss	0.00	0.00	0.00	0.00	0.00	0.00
(ii) Income tax relating to items that will be reclassified to profit or loss	0.00	0.00	0.00	0.00	0.00	0.00
XV Total Comprehensive Income for the period (XIII+XIV) Comprising Profit (Loss) and Other comprehensive Income for the period	0.00	0.00	0.00	0.00	0.00	0.00
XVI Earning per equity share (for continuing operation):						
(1) Basic	0.00	0.00	0.00	0.00	0.00	0.00
(2) Diluted	0.00	0.00	0.00	0.00	0.00	0.00
XVII Earning per equity share (for discontinued operation):						
(1) Basic	0.00	0.00	0.00	0.00	0.00	0.00
(2) Diluted	0.00	0.00	0.00	0.00	0.00	0.00
XVIII Earning per equity share (for discontinued & continuing operation):						
(1) Basic	0.00	0.00	0.00	0.00	0.00	0.00
(2) Diluted	0.00	0.00	0.00	0.00	0.00	0.00

**Notes-**

- The above results were reviewed by the Audit Committee and have been taken on record by the Board of Directors of the Company at their meeting held on 14th November, 2022.
- The Standalone un-audited Financial Results for the Quarter ended 30.09.2022 are un-audited and the Statutory Auditors have carried out a Limited Review Report.
- The Company's Operation consists only one segment; hence Segment reporting under AS17 is not applicable.
- Previous year figures have been regrouped or reclassified wherever necessary.

By Order of the Board  
For Cistro Teleshop Ltd

Name Arun Kumar Sharma  
Director  
DIN NO: 00369461

Place : Indore  
Date- 14/11/22

**Statement of Standalone Assets & Liabilities of Cistro Telelink Ltd**

Standalone/Consolidated Statement of Assets & Liabilities	Amt in Hundred	
	As at year ended 30/09/2022	As at year ended 31/03/2022
	UN-AUDITED	AUDITED
<b>PARTICULARS</b>		
<b>ASSETS</b>		
<b>1. Non-current assets</b>		
(A) Property, Plant and Equipment	8276.01	8276.01
(B) Capital work-in-progress	0.00	0.00
(C) Investment Property	0.00	0.00
(D) Goodwill	0.00	0.00
(E) Other Intangible assets	0.00	0.00
(F) Intangible assets under development	0.00	0.00
(G) Biological Assets other than bearer plants	0.00	0.00
(H) Financial Assets		
(i) Investments	16000.00	66780.77
(ii) Other Financial Assets	3000.00	3000.00
(iii) Loans	119912.61	69912.61
(I) Deferred tax assets (net)	0.00	0.00
(J) Other non-current assets	49050.90	49050.90
<b>2. Current assets</b>		
(A) Inventories	0.00	0.00
(B) Financial Assets		
(i) Investments	0.00	0.00
(ii) Trade receivables	3586.50	4196.74
(iii) Cash and cash equivalents	281144.65	283922.94
(iv) Bank balances other than(iii) above	0.00	0.00
(v) Loans	0.00	0.00
(vi) Others (to be specified)	0.00	0.00
(C) Current Tax Assets (Net)	0.00	0.00
(D) Other current assets	0.00	0.00
<b>Total Assets</b>	<b>480970.67</b>	<b>485139.97</b>
<b>EQUITY AND LIABILITIES</b>		
<b>1. Equity</b>		
(A) Equity Share capital	513430.00	513430.00
(B) Other Equity	-73248.08	-70478.96
<b>2. Liabilities</b>		
<b>(I) Non-current liabilities</b>		
(A) Financial Liabilities		
(i) Borrowings	9198.44	9198.44
(ii) Trade payables	0.00	0.00
(iii) Other financial liabilities	0.00	0.00
(B) Provisions	0.00	0.00
(C) Deferred tax liabilities (Net)	0.00	0.00
(D) Other non-current liabilities	0.00	0.00
<b>(II) Current liabilities</b>		
(A) Financial Liabilities		
(i) Borrowings	0.00	0.00
(ii) Trade payables	8415.69	9815.87
(iii) Other financial liabilities	0.00	0.00
(B) Other current liabilities	23174.62	23174.62
(C) Provisions	0.00	0.00
(d) Current Tax Liabilities (Net)	0.00	0.00
<b>Total Equity and Liabilities</b>	<b>480970.67</b>	<b>485139.97</b>

*Amir H. Khan*

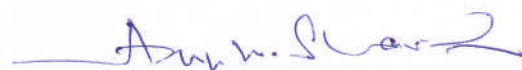
## CISTRO TELELINKS LTD

## UNAUDITED CASH FLOW STATEMENT FOR THE PERIOD ENDED ON 30 SEPTEMBER 2022

Particulars	Amt in hundred	
	30-Sep-22	31-Mar-22
<b>A. CASH FLOW FROM OPERATING ACTIVITY</b>		
Profit before Taxation	(2769.12)	(1672.69)
Adjustment for:		
Depriciation	0.00	0.00
Operating Profit before working capital changes	(2769.12)	(1672.69)
Changes in working capital :-		
Increase/(Decrease) in trade payables	(1400.18)	(797.14)
Increase/(Decrease) in other current liabilities	0.00	0.00
Increase/(Decrease) in short term provision	0.00	0.00
Increase/(Decrease) in other Long-term borrowings	0.00	0.00
Increase/(Decrease) in other short-term borrowings	610.24	(4196.74)
(Increase)/Decrease in trade receivables	0.00	0.00
(Increase)/Decrease in inventories	0.00	0.00
(Increase)/Decrease in other Assets	(50000.00)	287843.69
(Increase)/Decrease in Long Term loans and advances	0.00	0.00
(Increase)/Decrease in Short Term loans and advances	0.00	0.00
Increase/(Decrease) in Deffered tax	0.00	0.00
Increase/(Decrease) in last year provision	(50789.94)	282849.81
Cash generated from Operations	(53559.06)	281177.12
Less:- Taxes paid (For previous year)	0.00	0.00
Net Cash generated from operations before extraordinary items	(53559.06)	281177.12
Extraordinary items	0.00	0.00
Net Cash generated from operating activities	(A) (53559.06)	281177.12
<b>B. CASH FLOW FROM INVESTING ACTIVITY</b>		
Fixed Asset (Purchased) Sold	0.00	0.00
Net Cash generated from Investing activities	(B) 0.00	0.00
<b>C. CASH FLOW FROM FINANCING ACTIVITY</b>		
(Increase)/ Decrease Investments	50780.77	0.00
Loss on sale of Investments	0.00	0.00
Share capital including Share premium	0.00	0.00
Net Cash generated from Financing activities	(C) 50780.77	0.00
Net Increase/(Decrease) in cash and cash equivalents (A+B+C)	(2778.29)	281177.12
CASH & CASH EQUIVALENTS, ON 31.03.22 (31.03.21)	283922.94	2745.82
CASH & CASH EQUIVALENTS, AT THE END OF 30.09.22(31.03.22)	281144.65	283922.94

Note:

The above Cash Flow Statement has been prepared under the "Indirect Method" as set out in the IAS - 7 on "Cash Flow Statements".



**CISTRO TELELINK LIMITED**

CIN: L19201mp1992plc006925


ADDRESS 208, Airen Heights, AB Road, Indore

Un-audited Financial Results for the Quarter and Half Year ended 30.09.2022

(Rs. in Lakhs)

Sr. No.	Particulars	Quarter ending	Half Year ended	Quarter ending
		30.09.2022	(30.09.2022) (Year to date Figures/Previous Year ending)	30.09.2021
		Un-Audited	UnAudited	Un-Audited
1	Total Income from Operations	6.79	12.45	7.29
2	Net Profit / (Loss) for the period (before Tax, Exceptional and/or Extraordinary items )	0.09	-2.77	-1.04
3	Net Profit / (Loss) for the period before tax (after Exceptional and/or Extraordinary items )	0.09	-2.77	-1.04
4	Net Profit / (Loss) for the period after tax (after Exceptional and/or Extraordinary items )	0.09	-2.77	-1.04
5	Total Comprehensive Income for the period [Comprising Profit / (Loss) for the period (after tax) and Other Comprehensive Income (after tax)]	0.09	-2.77	-1.04
6	Equity Share Capital	513.43	513.43	513.43
7	Reserves (excluding Revaluation Reserve) as shown in the Audited Balance Sheet of the previous year	-70.48	-70.48	-68.81
8	Earnings Per Share (of Rs. 1/- each) (for continuing and discontinued operations) -			
	(a) Basic	0.00	0.00	0.00
	(b) Diluted	0.00	0.00	0.00

Note : The above is an extract of the detailed format of Quarterly/Annual Financial Results filed with the Stock Exchanges under Regulation 33 of

By Order of the Board  
For Cistro Telelink LtdName Arun Kumar Sharma  
Director  
DIN NO: 00369461Place : Indore  
Date- 14/11/2022