



Independent Auditor's Report

To the Members of **M/S JHANDEWALAS FOODS LIMITED**

Qualified Opinion

We have audited the financial statements of M/S JHANDEWALAS FOODS LIMITED ("the Company"), which comprise the balance sheet as at 31st March 2021, and the statement of Profit and Loss and statement of cash flows for the year then ended, and notes to the financial statements, including a summary of significant accounting policies and other explanatory information.

In our opinion and to the best of our information and according to the explanations given to us, the aforesaid financial statements give the information required by the Act in the manner so required and give a true and fair view except as reasons given in the basis of opinion paragraph in conformity with the accounting principles generally accepted in India, of the state of affairs of the Company as at 31st March, 2021, its loss and its cash flows for the year ended on that date.

Basis for Qualified Opinion

- i. The Accumulated losses of the Company is Rs. 3588.08 Lakhs (Previous period Loss Rs. 1731.63 Lakhs) and its net worth is negative Rs. 2562.04 Lakhs (Previous period positive Rs. 705.59 Lakhs) as at the end of the reporting period which indicates erosion of Net worth of the Company.
- ii Company has not made any Provision for Interest on Cash Credit Facility availed from State Bank of India, Axis Bank and Kotak Mahindra Bank Term Loan and Kotak Mahindra Bank Overdraft Facility account. Refer Note 3(a) to the financial statement after one time settlement with SBI and Kotak Mahindra banks, bank statement is not available for verification and interest amount not quantified. This is because of classification of its account by the concerned State Bank of India as Non-performing Assets (NPA). Axis Bank, SBI and Kotak Mahindra Bank has filed suit against recovery of outstanding with Debt Recovery Tribunal, Jaipur during the F Y 2021-22.
- iii Company has received Notice u/s. 13(2) and Section 13(2) of Securitization and Reconstruction of Financial Assets and Enforcement of Securities Interest Act, 2002





(No.3 of 2002) dated 25/11/2019 from State Bank of India, as the operation of and conduct of the financial assistance / credit facilities have become irregular and company's debt with its bankers has been classified as Non-Performing Asset (NPA) as per the guidelines issued by RBI.

- vi During the previous year State Bank of India, Stressed Assets Management Branch ("SAMB"), New Delhi vide their letter no. SAMB-II/CL/VI-2019-20/3342 dated 06/03/2020 have absolutely assigned all the rights, title and interest in financial assistance in favor of SAMB, New Delhi", in response to this action, SAMB has published an advertisement for sale of primary collateral security entire fixed assets including factory building, situated at Plot No. 551-B, Road No. 6, V.K.I.A., RIICO Industrial Area, Sikar Road, Jaipur
- vi Balances of Loans, Sundry Debtors, Loans and Advances and Current Liabilities, are subject to confirmation from the respective parties and reconciliations, if any.
- vii The company has squared up a portion of receivable from related parties, amounting to Rs. 76,36,000 by way of an arbitration agreement dated 26th December, 2020 to transfer of properties in company favor in lieu of due amount vide agreement. The properties have been included in value of fixed assets of the company but yet to register in company favor. Please refer note no. 3(a).

We conducted our audit in accordance with the Standards on Auditing (SAs) specified under section 143(10) of the Companies Act, 2013. Our responsibilities under those Standards are further described in the Auditor's Responsibilities for the Audit of the Financial Statements section of our report. We are independent of the Company in accordance with the Code of Ethics issued by the Institute of Chartered Accountants of India together with the ethical requirements that are relevant to our audit of the financial statements under the provisions of the Companies Act, 2013 and the Rules there under, and we have fulfilled our other ethical responsibilities in accordance with these requirements and the Code of Ethics. We believe that the audit evidence we have obtained is sufficient and appropriate to provide a basis for our qualified opinion.





Key Audit Matter

Key audit matters	How our audit addressed the key audit matter
<p>I. Trade receivables and contract assets (as described in note 13 of the standalone financial statements)</p>	<p>assets (as described in note 13 of the standalone financial statements)</p>
<p>As at March 31, 2021, the Company has outstanding trade receivables of Rs. 1131.92 Lakhs which represents approximately 32.64% of the total assets of the Company.</p> <p>In assessing the recoverability of the trade receivables and determination of allowance for expected credit loss, management's judgement involves consideration of ageing status, historical payment records, evaluation of claims for deficiencies/ defective parts, the likelihood of collection based on the terms of the contract and the credit information of its customers including the possible effect from the pandemic relating to COVID-19.</p> <p>We considered this as key audit matter due to the materiality of the amounts and significant estimates and judgments as stated above.</p>	<p>Our audit procedures included the following:</p> <p>We understood and tested on a sample basis the design and operating effectiveness of management control over the recognition and the recoverability of the trade receivables and contract assets.</p> <p>We performed test of details and tested relevant contracts, documents and subsequent settlements for material trade receivable balances and amounts included in contract assets that are due on performance of future obligations.</p> <p>We tested the ageing of receivables as at year end and their classification as due/not due by comparing them with the relevant contractual payment milestones.</p> <p>In respect of material trade receivable balances which are past due, additional procedures were performed i.e. testing of customer acceptances, review of historical payment records.</p>





	<p>correspondence with customers, etc. We tested the design, implementation and operative effectiveness of management's key internal controls over allowance for credit losses. We assessed the allowance for expected credit loss made by management including the possible effect from the pandemic relating to COVID-19.</p>
<p>2. Procurement of Raw Materials and Valuation of Inventories</p>	
<p>We identified procurement of Raw material and valuation of inventories as a key audit matters because of significance of costs incurred during the year, related inventories as at reporting date and significant degree of management judgment involved in verification and valuation thereof.</p>	<p>Evaluated the design and operating effectiveness of internal controls relating to procurement and inventory. We carried out a combination of procedures involving inquiry and observation, re-performance and inspection of evidence in respect of operation of these controls.</p> <p>We performed substantive testing by selecting samples of purchase transactions recorded during the year by verifying the underlying documents, i.e. supplier invoices, goods receipt notes etc. Observed inventory value verification on a sample basis.</p> <p>Re-computed the closing rate of sample items of inventories to check whether the same are in line with the accounting policy of the Company.</p> <p>Obtained an understanding of</p>





	<p>underlying data and estimates used for calculation of the yield ratio and compared the same with the previous year's except for perished goods.</p> <p>We performed cut-off testing for samples of purchase transactions recorded before and after the financial year end date by comparing with relevant underlying documentation, which included supplier invoices, goods receipt notes etc. to assess whether the purchases were recognized in the correct period.</p> <p>We assessed manual journals posted to purchases to identify unusual items.</p>
--	--

Related Party Transaction

<p>The Company has entered into several transactions with related parties during the year 2020-21. We identified related party transactions as a key audit matter because of risks with respect to completeness of disclosures made in the financial statements including recoverability thereof; compliance with statutory regulations governing related party relationships such as the Companies Act, 2013 and SEBI Regulations and the judgment involved in assessing whether transactions with related parties are undertaken at arms' length.</p>	<p>In view of the significance of the matter we applied the following audit procedures in this area, among others to obtain sufficient appropriate audit evidence:</p> <ol style="list-style-type: none"> 1. We carried out an assessment of the key controls to identify and disclose related party relationships and transactions in accordance with the relevant accounting standard. 2. We carried out an assessment of compliance with the listing regulations and the regulations under the Companies Act, 2013, including checking of approvals/ scrutiny
---	--





	<p>specified in Sections 177 and 188 of the Companies Act, 2013 with respect to the related party transactions. In cases where the matter was subject to interpretation, we exercised judgment to rely on opinions provided by legal practitioners.</p> <p>3. We considered the adequacy and appropriateness of the disclosures in the financial statements, including recoverability thereof, relating to the related party transactions.</p> <p>4. For transactions with related parties, we inspected relevant ledgers, agreements and other information that may indicate the existence of related party relationships or transactions. We also tested completeness of related parties with reference to the various registers maintained by the Company statutorily.</p> <p>5. We have tested on a sample basis, Company's assessment of related party transactions for arm's length pricing.</p>
<p>Revenue from Operation</p>	
<p>The principal products of the Company comprise food products that are mainly sold through distributors, modern trade and direct sale channels amongst others. Revenue is recognized when the customer obtains control of</p>	<p>In view of the significance of the matter we applied the following audit procedures in this area, among others to obtain sufficient appropriate audit evidence:</p> <p>1. We assessed the appropriateness of</p>





<p>the goods. We identified revenue recognition as a key audit matter because the Company and its external stakeholders focus on revenue as a key performance indicator. This could create an incentive for revenue to be overstated or recognized before control has been transferred.</p>	<p>the revenue recognition accounting policies by comparing with applicable accounting standards.</p> <ol style="list-style-type: none"> 2. We evaluated the design of key controls and operating effectiveness of the relevant key controls with respect to revenue recognition on selected transactions. 3. We performed substantive testing by selecting samples of revenue transactions, recorded during the year by testing the underlying documents using statistical sampling. 4. We carried out analytical procedures on revenue recognized during the year to identify unusual variances. 5. We tested, on a sample basis, revenue transactions recorded before and after the financial year end date to determine whether the revenue had been recognized in the appropriate financial period. 6. We tested manual journal entries posted to revenue to identify unusual items.
<p>Litigations, provisions and contingencies</p>	
<p>The Company recognizes a provision when it has a present obligation (legal or constructive) as a result of a past event, it is probable that an outflow of</p>	<p>In view of the significance of the matter we applied the following audit procedures in this area, among others to obtain sufficient appropriate audit</p>





resources embodying economic benefits will be required to settle the obligation and a reliable estimate can be made of the amount of the obligation. A disclosure for contingent liabilities is made where there is a possible obligation or a present obligation that may probably not require an outflow of resources. When there is a possible or a present obligation where the likelihood of outflow of resources is remote, no provision or disclosure is made. We have identified litigations, provisions and contingencies as a key audit matter because it requires the Company to make judgments and estimates in relation to the exposure arising out of litigations. The key judgment lies in the estimation of provisions where they may differ from the future obligations.

evidence:

1. We tested the effectiveness of key controls around the recording and assessment of litigations, provisions and contingent liabilities.
2. We used subject matter experts, wherever required to assess the value of the provisions and contingent liabilities in light of the nature of the exposures, applicable regulations and related correspondences with the authorities.
3. Obtained Company's assessment of the open cases and compared the same to the assessment of subject matter experts, wherever necessary, to assess the reasonableness of the provision or contingency.
4. Considered the adequacy of the Company's disclosures made in relation to related provisions and contingencies in the financial statements.

Responsibilities of Management and Those Charged with Governance for the Financial Statements

The Company's Board of Directors is responsible for the matters stated in section 134(5) of the Companies Act, 2013 ("the Act") with respect to the preparation of these financial statements that give a true and fair view of the financial position, financial performance and cash flows of the Company in accordance with the accounting principles generally accepted in



MSG & Associates
Chartered Accountants



421-422, OK Space, Malviya
Nagar, Malviya Nagar Industrial
Area, Jaipur-302017
Camahendrabalani@hotmail.com
9414048697

India, including the accounting Standards specified under section 133 of the Act. This responsibility also includes maintenance of adequate accounting records in accordance with the provisions of the Act for safeguarding of the assets of the Company and for preventing and detecting frauds and other irregularities; selection and application of appropriate accounting policies; making judgments and estimates that are reasonable and prudent; and design, implementation and maintenance of adequate internal financial controls, that were operating effectively for ensuring the accuracy and completeness of the accounting records, relevant to the preparation and presentation of the financial statements that give a true and fair view and are free from material misstatement, whether due to fraud or error.

In preparing the financial statements, management is responsible for assessing the Company's ability to continue as a going concern, disclosing, as applicable, matters related to going concern and using the going concern basis of accounting unless management either intends to liquidate the Company or to cease operations, or has no realistic alternative but to do so.

Those Board of Directors are also responsible for overseeing the Company's financial reporting process.

Auditor's Responsibilities for the Audit of the Financial Statements

Our objectives are to obtain reasonable assurance about whether the financial statements as a whole are free from material misstatement, whether due to fraud or error, and to issue an auditor's report that includes our opinion. Reasonable assurance is a high level of assurance, but is not a guarantee that an audit conducted in accordance with SAs will always detect a material misstatement when it exists. Misstatements can arise from fraud or error and are considered material if, individually or in the aggregate, they could reasonably be expected to influence the economic decisions of users taken on the basis of these financial statements.

As part of an audit in accordance with SAs, we exercise professional judgment and maintain professional skepticism throughout the audit.

We also:

- Identify and assess the risks of material misstatement of the financial statements, whether due to fraud or error, design and perform audit procedures responsive to those risks, and obtain audit evidence that is sufficient and appropriate to provide a basis for our opinion.





risk of not detecting a material misstatement resulting from fraud is higher than for one resulting from error, as fraud may involve collusion, forgery, intentional omissions, misrepresentations, or the override of internal control.

- Obtain an understanding of internal control relevant to the audit in order to design audit procedures that are appropriate in the circumstances. Under section 143(3)(i) of the Companies Act, 2013, we are also responsible for expressing our opinion on whether the company has adequate internal financial controls system in place and the operating effectiveness of such controls.
- Evaluate the appropriateness of accounting policies used and the reasonableness of accounting estimates and related disclosures made by management.
- Conclude on the appropriateness of management's use of the going concern basis of accounting and, based on the audit evidence obtained, whether a material uncertainty exists related to events or conditions that may cast significant doubt on the Company's ability to continue as a going concern. If we conclude that a material uncertainty exists, we are required to draw attention in our auditor's report to the related disclosures in the financial statements or, if such disclosures are inadequate, to modify our opinion. Our conclusions are based on the audit evidence obtained up to the date of our auditor's report. However, future events or conditions may cause the Company to cease to continue as a going concern.
- Evaluate the overall presentation, structure and content of the financial statements, including the disclosures, and whether the financial statements represent the underlying transactions and events in a manner that achieves fair presentation.

We communicate with those charged with governance regarding, among other matters, the planned scope and timing of the audit and significant audit findings, including any significant deficiencies in internal control that we identify during our audit.

We also provide those charged with governance with a statement that we have complied with relevant ethical requirements regarding independence, and to communicate with them all relationships and other matters that may reasonably be thought to bear on our independence and where applicable, related safeguards.





From the matters communicated with those charged with governance, we determine those matters that were of most significance in the audit of the financial statements of the current period and are therefore the key audit matters. We describe these matters in our auditor's report unless law or regulation precludes public disclosure about the matter or when, in extremely rare circumstances, we determine that a matter should not be communicated in our report because the adverse consequences of doing so would reasonably be expected to outweigh the public interest benefits of such communication.

Report on Other Legal and Regulatory Requirements

1. As required by the Companies (Auditor's Report) Order, 2016 ("the Order"), issued by the Central Government of India in terms of sub-section (11) of section 143 of the Companies Act, 2013, we give in the 'Annexure A', a statement on the matters specified in paragraphs 3 and 4 of the Order, to the extent applicable.
2. As required by Section 143 (3) of the Act, we report that:
 - a) We have sought and obtained all the information and explanations which to the best of our knowledge and belief were necessary for the purposes of our audit.
 - b) In our opinion, proper books of account as required by law have been kept by the Company so far as it appears from our examination of those books.
 - c) The Balance Sheet, the Statement of Profit and Loss and the Cash Flow Statement dealt with by this Report are in agreement with the books of account.
 - d) In our opinion, the aforesaid financial statements comply with the Accounting Standards specified under Section 133 of the Act, read with Rule 7 of the Companies (Accounts) Rules, 2014.
 - e) The going concern matter described in sub-paragraph under the Emphasis of Matters paragraph above, in our opinion, may have an adverse effect on the functioning of the Company.
 - f) On the basis of the written representations received from the directors as on 31st March, 2021 taken on record by the Board of Directors, none of the directors is disqualified as on 31st March, 2021 from being appointed as a director of the Company under Section 164 (2) of the Act.





- g) With respect to the adequacy of the internal financial controls with reference to financial statements of the Company and the operating effectiveness of such controls, refer to our separate Report in 'Annexure B'.
- h) With respect to the other matters to be included in the Auditor's Report in accordance with Rule 11 of the Companies (Audit and Auditors) Rules, 2014, in our opinion and to the best of our information and according to the explanations given to us:
- i. The Company has disclosed pending litigations and the impact on its financial position - refer note 25 to the Standalone Financial Statements.
 - ii. The Company did not have any long-term contracts including derivative contracts for which there were any material foreseeable losses.
 - iii. There were no amounts which were required to be transferred to the Investor Education and Protection Fund by the Company.

For M/S MSG & ASSOCIATES
Chartered Accountants
FRN: 010254c

Mahendra Balani
Mahendra Balani
(Partner)
Membership No.076396
UDIN: 22076396AGCJHZ8050

Place:-Jaipur
Date: 31st March, 2022





Annexure 'A'

The Annexure referred to in paragraph 1 of Our Report on "Other Legal and Regulatory Requirements".

We report that:

- i.
 - a. The company has maintained proper records showing full particulars, including quantitative details and situation of its fixed assets.
 - b. As explained to us, fixed assets have been physically verified by the management at reasonable intervals; no material discrepancies were noticed on such verification.
 - c. The title deeds of immovable properties are held in the name of the company subject to The company has squared up a portion of receivable from related parties, amounting to Rs. 11,73,76,420.00 by way of agreement to transfer of properties in company favor in lieu of due amount vide agreement and and Rs. 73,36,000/- by way of an arbitration agreement dated 26th December, 2020. The properties have been included in value of fixed assets of the company but yet to register in company favor and the same are still held in the name of receivable as mentioned in the Notes 8 to the General Notes to Accounts. The details are as under

S.No	Property Details	Value of Property
1	Shop No.350, Saraogi Mansion , M I. Road, Jaipur	45.69000/-
2	Shop No.351, Saraogi Mansion , M I. Road, Jaipur	41,21,000/-
3	Shop No.352, Saraogi Mansion , M I. Road, Jaipur	41,21,000/-
4	Residential House at 143, Kailashpuri, Tonk Road, Jaipur	1,28,97,000/-
5	Land at Govindgarh , Chomu, Sikar Road	3,74,08,500/-
6.	Land at Syao Village Chomu	3.45,60,205/-
7.	Land at Syao Village Chomu	1,96,99,715/-
	Total	11,73,76,420/-
8	Plot No 73, Sindhu Nagar, NH-11, Sikar Road, Jaipur	73,36,000/-

- ii. As explained to us, inventories have been physically verified during the year by the management at reasonable intervals. As explained to as no material discrepancy was





noticed on physical verification of stocks by the management as compared to book records.

- iii. As informed, the company has not granted any loans, secured or unsecured to Companies, Firms, Limited Liability Partnerships or other parties covered in the register maintained under section 189 of the Act. Accordingly, paragraph 3(iii)(a), 3 (iii)(b) and 3 (iii)(c) of the order are not applicable to the Company.
- iv. In respect of loans, investments, guarantees, and security, provisions of section 185 and 186 of the Companies Act, 2013 have been complied with.
- v. The company has not accepted any deposits from the public covered under sections 73 to 76 of the Companies Act, 2013.
- vi. As per information & explanation given by the management, maintenance of cost records has been specified by the Central Government under sub-section (1) of section 148 of the Companies Act, 2013. And we are of the opinion that prima facie, the prescribed accounts and records have been made and maintained.
- vii.
- a. According to the records of the company, undisputed statutory dues including, Investor Education and Protection Fund, Income-tax, Sales-tax, Service Tax, Custom Duty, Excise Duty, value added tax, cess and any other statutory dues to the extent applicable, have generally been regularly deposited with the appropriate authorities except TDS Employees' State Insurance, Provident Fund According to the information and explanations given to us there were no outstanding statutory dues as on 31st of March, 2021 for a period of more than six months from the date they became payable. The details of such are as follows:-

Nature of Dues	Period	Amount Due in Rs
ESIC	F.Y 2018-2019	1,32,698.00
	F.Y. 2019-2020	3,00,220.00
	F.Y. 2020-2021	1,74,386.00
PF	F.Y 2018-2019	41448.00





	F.Y. 2020-2021	6,83,683.00
--	----------------	-------------

- b. According to the information and explanations given to us, there is no amount payable in respect of income tax, service tax, sales tax, customs duty, excise duty, value added tax and cess whichever applicable, which have not been deposited on account of any disputes. Except

S.No.	Nature of The Statue	Nature of Dues	Amount Rs. in Lakhs	Period to which the Amount relates	Forum where dispute is pending
1	Rajasthan Value added tax act, 2003	CST	4.63	F.Y 2015-16	Commercial taxes officer, Special Circle-X, Jaipur-II
2	Rajasthan Value added tax act, 2003	VAT	11.02	F.Y2015-16	Commercial taxes officer, Special Circle-X, Jaipur-II
3	Central Sales Tax act, 1956	ET	0.08	F.Y2013-14	Commercial taxes officer, Special Circle-X, Jaipur-II
4	Rajasthan Value added tax act, 2003	VAT	2.24	F.Y2009-10	Commercial taxes officer, Special Circle-X, Jaipur-II

Income Tax

S.No.	Nature of The Statue	Nature of Dues	Amount in laks	Period to which the Amount relates	Forum where dispute is pending
1.	Income Tax Act 1961	IT	0.054	2012-13	Assessing Officer
2.	Income Tax Act	IT	0.63	2014-15	Assessing Officer





	1961				
3.	Income Tax Act 1961	IT	3.41	2015-16	Assessing Officer
4.	Income Tax Act 1961	IT	5.03	2015-16	Assessing Officer
5.	Income Tax Act 1961	IT	2.77	2017-18	Assessing Officer

- viii. In our opinion and according to the information and explanations given by the management, we are of the opinion that, the Company has not defaulted in repayment of dues to a financial institution, bank, Government or debenture holders, as applicable to the company. Except –

Name of Bank	Overdue Amount as at 31.03.2021 as per Financial Statement
State Bank of India	30,49,93,360.00
SIDBI	2,40,98,054.00
Kotak Mahindra Bank, Business Term Loan, WCTL	7,25,00,000
Axis Bank	4,52,98,214
Deewan Housing Limited	5,44,379.00

- ix. Based on our audit procedures and according to the information given by the management, the company has not raised money by way of initial public offer or further public offer (including debt instruments) during the year and term loans have been applied for the purpose for which they were obtained.
- x. During the course of our examination of the books and records of the company, carried out in accordance with generally accepted auditing practices in India, and according to the information and explanations given to us, we have neither come across any instance of fraud by the company or any fraud on the Company by its officers or employees, noticed or reported during the year, nor have we been informed of any such instance by the management.





- xii. According to the information and explanations given to us, we report that managerial remuneration has been paid in accordance with the requisite approvals mandated by the provisions of section 197 read with Schedule V to the Companies Act.
- xiii. The company is not a Nidhi Company. Therefore, clause (xii) of the order is not applicable to the company.
- xiv. According to the information and explanations given to us, all transactions with the related parties are in compliance with sections 177 and 188 of Companies Act, 2013 where applicable and the details have been disclosed in the Financial Statements etc. as required by the applicable accounting standards.
- xv. The company has not made any preferential allotment or private placement of shares or fully or partly convertible debentures during the year under review. Therefore, paragraph 3(xiv) of the order is not applicable to the company.
- xvi. According to the information and explanations given to us, the company has entered into non-cash transactions with directors or persons connected with him during the year as per paras 1(c).
- xvii. According to the information and explanations given to us, the company is not required to be registered under section 45-IA of the Reserve Bank of India Act, 1934.

For M/S MSG & ASSOCIATES
Chartered Accountants
FRN: 010254c

Place:-Jaipur
Date: 31st March, 2022


Mahendra Balani
(Partner)
Membership No. 076396
UDIN:22076396AGCJHZ8050



Annexure 'B'



Report on Internal Financial Controls with reference to financial statements

Report on the Internal Financial Controls under Clause (i) of Sub-section 3 of Section 143 of the Companies Act, 2013 ("the Act")

We have audited the internal financial controls over financial reporting of M/S JHANDEWALAS FOODS LIMITED ("the Company") as of March 31, 2021 in conjunction with our audit of the financial statements of the Company for the year ended on that date.

Management's Responsibility for Internal Financial Controls

The Company's management is responsible for establishing and maintaining internal financial controls based on the internal control over financial reporting criteria established by the Company considering the essential components of internal control stated in the Guidance Note on Audit of Internal Financial Controls Over Financial Reporting issued by the Institute of Chartered Accountants of India. These responsibilities include the design, implementation and maintenance of adequate internal financial controls that were operating effectively for ensuring the orderly and efficient conduct of its business, including adherence to company's policies, the safeguarding of its assets, the prevention and detection of frauds and errors, the accuracy and completeness of the accounting records, and the timely preparation of reliable financial information, as required under the Companies Act, 2013.

Auditors' Responsibility

Our responsibility is to express an opinion on the Company's internal financial controls over financial reporting based on our audit. We conducted our audit in accordance with the Guidance Note on Audit of Internal Financial Controls Over Financial Reporting (the "Guidance Note") and the Standards on Auditing, issued by ICAI and deemed to be prescribed under section 143(10) of the Companies Act, 2013, to the extent applicable to an audit of internal financial controls, both applicable to an audit of Internal Financial Controls and, both issued by the Institute of Chartered Accountants of India. Those Standards and the Guidance Note require that we comply with ethical requirements and plan and perform the audit to obtain reasonable assurance about whether adequate internal financial controls over financial reporting was established and maintained and if such controls operated effectively in all material respects.

Our audit involves performing procedures to obtain audit evidence about the adequacy of the internal financial controls system over financial reporting and their operating effectiveness.





Our audit of internal financial controls over financial reporting included obtaining an understanding of internal financial controls over financial reporting, assessing the risk that a material weakness exists, and testing and evaluating the design and operating effectiveness of internal control based on the assessed risk. The procedures selected depend on the auditor's judgement, including the assessment of the risks of material misstatement of the financial statements, whether due to fraud or error.

We believe that the audit evidence we have obtained is sufficient and appropriate to provide a basis for our audit opinion on the Company's internal financial controls system over financial reporting.

Meaning of Internal Financial Controls Over Financial Reporting

A company's internal financial control over financial reporting is a process designed to provide reasonable assurance regarding the reliability of financial reporting and the preparation of financial statements for external purposes in accordance with generally accepted accounting principles. A company's internal financial control over financial reporting includes those policies and procedures that

- 1. pertain to the maintenance of records that, in reasonable detail, accurately and fairly reflect the transactions and dispositions of the assets of the company;**
- 2. provide reasonable assurance that transactions are recorded as necessary to permit preparation of financial statements in accordance with generally accepted accounting principles, and that receipts and expenditures of the company are being made only in accordance with authorizations of management and directors of the company; and**
- 3. Provide reasonable assurance regarding prevention or timely detection of unauthorized acquisition, use, or disposition of the company's assets that could have a material effect on the financial statements.**

Inherent Limitations of Internal Financial Controls Over Financial Reporting



MSG & Associates
Chartered Accountants



421-422, OK Space, Malviya
Nagar, Malviya Nagar Industrial
Area, Jaipur-302017
Camahendrabalani@hotmail.com
9414048697

Because of the inherent limitations of internal financial controls over financial reporting, including the possibility of collusion or improper management override of controls, material misstatements due to error or fraud may occur and not be detected. Also, projections of any evaluation of the internal financial controls over financial reporting to future periods are subject to the risk that the internal financial control over financial reporting may become inadequate because of changes in conditions, or that the degree of compliance with the policies or procedures may deteriorate.

Opinion

In our opinion, the Company has, in all material respects, an adequate internal financial controls system over financial reporting and such internal financial controls over financial reporting were operating effectively as at March 31, 2021, based on the internal control over financial reporting criteria established by the Company considering the essential components of internal control stated in the Guidance Note on Audit of Internal Financial Controls Over Financial Reporting issued by the Institute of Chartered Accountants of India.

For M/S MSG & ASSOCIATES
Chartered Accountants
FRN: 010254c

Place:-Jaipur
Date: 31st March, 2022


Mahendra Balani
(Partner)
Membership No. 076396
UDIN: 22076396AGCJHZ8050



JHANDEWALAS FOODS LIMITED

(F.Y. 2020-2021)

 1st Floor, Upasana House, B-70, Rajendra Marg, Janta Store Circle, Jaipur,
 Jaipur-302015

Balance Sheet as at 31st March 2021

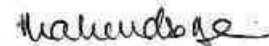
₹ in rupees

Particulars	Note No.	As at 31st March 2021	As at 31st March 2020
EQUITY AND LIABILITIES			
Shareholder's funds			
Share capital	1	10,26,03,580.00	10,26,03,580.00
Reserves and surplus	2	(35,88,08,156.45)	(17,31,62,884.85)
Money received against share warrants		0.00	0.00
		(25,62,04,576.45)	(7,05,59,304.85)
Share application money pending allotment		0.00	0.00
Non-current liabilities			
Long-term borrowings	3	4,29,80,464.50	4,43,08,412.50
Deferred tax liabilities (Net)	4	22,62,271.00	22,62,271.00
Other long term liabilities	5	0.00	0.00
Long-term provisions		1,75,037.00	31,11,278.00
		4,54,17,772.50	4,96,81,961.50
Current liabilities			
Short-term borrowings	6	35,02,91,574.25	35,37,82,003.27
Trade payables	7		
(A) Micro enterprises and small enterprises		2,61,02,077.60	2,80,90,796.60
(B) Others		8,44,56,253.38	12,69,19,723.51
Other current liabilities	8	9,38,48,933.68	9,61,16,159.78
Short-term provisions		29,17,288.32	3,50,125.00
		55,76,16,127.23	60,52,58,808.16
TOTAL		34,68,29,323.28	58,43,81,464.81
ASSETS			
Non-current assets			
Property, Plant and Equipment	9		
Tangible assets		15,98,86,933.28	15,64,75,996.87
Intangible assets		0.00	0.00
Capital work-in-Progress		0.00	0.00
Intangible assets under development		0.00	0.00
Non-current investments		0.00	0.00
Deferred tax assets (net)	4	0.00	0.00
Long-term loans and advances	10	22,92,707.60	22,42,707.60
Other non-current assets		47,015.00	47,015.00
		16,22,26,655.88	15,87,65,719.47
Current assets			
Current investments		0.00	0.00
Inventories	11	4,78,78,920.02	11,43,46,801.58
Trade receivables	12	11,31,92,014.36	27,54,31,896.73
Cash and cash equivalents	13	21,61,436.99	66,47,693.96
Short-term loans and advances	10	40,62,907.73	40,37,049.00
Other current assets	14	1,73,07,388.30	2,51,52,304.07
		18,46,02,667.40	42,56,15,745.34
TOTAL		34,68,29,323.28	58,43,81,464.81

The accompanying notes are an integral part of the financial statements.

As per our report of even date

 For M.S.G. & Associates
 Chartered Accountants
 (FRN: 010254C)



 Mahendra Balani
 Partner
 Membership No.: 076396
 Place: Jaipur
 Date: 31/03/2022

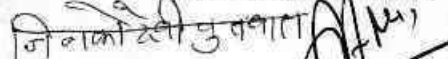
UDIN: 22076396ACJH28050



 Raakesh B Kulwal
 Chairman & Managing Director
 DIN: 00615150

 Jinko Devi Koolwal
 Director
 DIN: 02531975

For and on behalf of the Board of Directors



 Ifsan Naqvi
 Chief Financial Officer
 PAN - ABZPN5732G

₹ in rupees

Statement of Profit and loss for the year ended 31st March 2021

Particulars	Note No.	31st March 2021	31st March 2020
Revenue			
Revenue from operations	15	28,20,59,835.79	47,70,09,829.09
Less: Excise duty		0.00	0.00
Net Sales		28,20,59,835.79	47,70,09,829.09
Other income	16	2,35,659.65	2,06,84,880.20
Total revenue		28,22,95,495.44	49,76,94,709.29
Expenses			
Cost of material Consumed	17	25,80,30,490.68	51,35,24,652.81
Purchase of stock-in-trade		0.00	0.00
Changes in inventories	18	4,22,15,635.29	7,49,64,184.07
Employee benefit expenses	19	1,19,31,205.00	1,81,01,095.28
Finance costs	20	54,48,640.00	3,01,75,281.53
Depreciation and amortization expenses	21	49,74,130.00	56,65,346.00
Other expenses	22	14,53,53,529.07	9,25,74,890.20
Total expenses		46,79,53,630.04	73,50,05,449.89
Profit before exceptional, extraordinary and prior period items and tax		(18,56,58,134.60)	(23,73,10,740.60)
Exceptional items		0.00	0.00
Profit before extraordinary and prior period items and tax		(18,56,58,134.60)	(23,73,10,740.60)
Extraordinary items		0.00	0.00
Prior period item		0.00	0.00
Diminution in Value of Stock (Net)		0.00	0.00
Profit before tax		(18,56,58,134.60)	(23,73,10,740.60)
Tax expenses			
Current tax		0.00	0.00
Deferred tax		0.00	0.00
Excess/short provision relating earlier year tax		0.00	0.00
Profit(Loss) for the period		(18,56,58,134.60)	(23,73,10,740.60)
Earning per share			
Basic			
Before extraordinary Items		0.00	0.00
After extraordinary Adjustment		0.00	0.00
Diluted			
Before extraordinary Items		0.00	0.00
After extraordinary Adjustment		0.00	0.00

The accompanying notes are an integral part of the financial statements.

As per our report of even date
For M.S.G. & Associates
Chartered Accountants
(FRN: 010254C)


Mahendra Balani
Partner
Membership No.: 076396
Place: Jaipur
Date: 31/03/2022
UDIN : 22076396A9EJH28050


Raakesh B Kulwal
Chairman & Managing Director
DIN: 00615150


Jinko Devi Koolwal
Director
DIN: 02531975

For and on behalf of the Board of Directors


Irfan Naqvi
Chief Financial Officer
PAN - ABZPN5732G

CASH FLOW STATEMENT FOR THE YEAR ENDED 31st March 2021

₹ in rupees

	PARTICULARS	31st March 2021	31st March 2020
A.	Cash Flow From Operating Activities		
	Net Profit before tax and extraordinary items(as per Statement of Profit and Loss)	(18,56,58,134.60)	(23,73,10,740.60)
	Adjustments for non Cash/ Non trade items:		
	Depreciation & Amortization Expenses	49,74,130.00	56,65,346.00
	Finance Cost	54,48,640.00	3,01,75,281.53
	Interest received	(18,565.00)	(4,69,394.00)
	Other Inflows / (Outflows) of cash	(29,36,241.00)	8,34,514.00
	Operating profits before Working Capital Changes Adjusted For:	(17,81,90,170.60)	(20,11,04,993.07)
	(Increase) / Decrease in trade receivables	16,22,39,882.37	23,11,06,232.27
	Increase / (Decrease) in trade payables	(4,44,52,189.13)	4,75,30,044.11
	(Increase) / Decrease in inventories	6,64,67,881.56	13,54,83,915.42
	Increase / (Decrease) in other current liabilities	2,99,937.22	3,50,19,439.03
	(Increase) / Decrease in Short Term Loans & Advances	(25,858.73)	(2,06,302.00)
	(Increase) / Decrease in other current assets	78,44,915.77	20,12,025.18
	Cash generated from Operations	1,41,84,398.46	24,98,40,360.94
	Net Cash flow from Operating Activities(A)	1,41,84,398.46	24,98,40,360.94
B.	Cash Flow From Investing Activities		
	Purchase of tangible assets	(84,77,803.41)	(11,76,52,056.12)
	Proceeds from sales of tangible assets	92,737.00	0.00
	Interest Received	18,565.00	4,69,394.00
	Cash advances and loans made to other parties	(50,000.00)	(9,893.00)
	Cash advances and loans received back	0.00	69,000.00
	Other Inflow / (Outflows) of cash	0.00	44,35,750.00
	Net Cash used in Investing Activities(B)	(84,16,501.41)	(11,26,87,805.12)
C.	Cash Flow From Financing Activities		
	Finance Cost	(54,48,640.00)	(3,01,75,281.53)
	Increase in / (Repayment) of Short term Borrowings	(34,90,429.02)	(8,15,82,664.73)
	Increase in / (Repayment) of Long term borrowings	(13,27,948.00)	(3,68,19,947.22)
	Other Inflows / (Outflows) of cash	12,863.00	0.00
	Net Cash used in Financing Activities(C)	(1,02,54,154.02)	(14,85,77,893.48)
D.	Net Increase / (Decrease) in Cash & Cash Equivalents(A+B+C)	(44,86,256.97)	(1,14,25,337.66)
E.	Cash & Cash Equivalents at Beginning of period	66,47,693.96	1,80,73,031.62
F.	Cash & Cash Equivalents at End of period	21,61,436.99	66,47,693.96
G.	Net Increase / (Decrease) in Cash & Cash Equivalents(F-E)	(44,86,256.97)	(1,14,25,337.66)

The accompanying notes are an integral part of the financial statements.

As per our report of even date

For M.S.G. & Associates
Chartered Accountants
(FRN: 010254C)

Mahendra Bala
Partner
Membership No. 076396
Place: Jaipur
Date: 31/03/2022

Raakesh B Kulwal
Chairman & Managing Director
DIN: 00615150

Jinko Devi Koolwal
Director
DIN: 02531975

For and on behalf of the Board of Directors

Irfan Naqvi
Chief Financial Officer
PAN - ABZPN5732G

UDIN: 22076396A6CJH28050

Note:

1. The Cash Flow Statement has been prepared by Indirect Method as per AS-3 issued by ICAI.
2. Figures of previous year have been rearranged/regrouped wherever necessary
3. Figures in brackets are outflow/deductions

Notes to Financial statements for the year ended 31st March 2021

The previous year figures have been regrouped / reclassified, wherever necessary to confirm to the current year presentation.

Note No. 1 Share Capital

₹ in rupees

Particulars	As at 31st March 2021	As at 31st March 2020
Authorised :		
12000000 (31/03/2017:3200000) Equity shares of Rs. 10.00/- par value	12,00,00,000.00	12,00,00,000.00
Issued :		
10260358 (31/03/2017:3127812) Equity shares of Rs. 10.00/- par value	0.00	0.00
Subscribed and paid-up :		
10260358 (31/03/2017:3127812) Equity shares of Rs. 10.00/- par value	10,26,03,580.00	10,26,03,580.00
Total	10,26,03,580.00	10,26,03,580.00

Reconciliation of the Shares outstanding at the beginning and at the end of the reporting period

Equity shares

₹ in rupees

	As at 31st March 2021		As at 31st March 2020	
	No. of Shares	Amount	No. of Shares	Amount
At the beginning of the period	1,02,60,358	10,26,03,580.00	1,02,60,358	10,26,03,580.00
Issued during the Period	0.00	0.00	0.00	0.00
Redeemed or bought back during the period	0.00	0.00	0.00	0.00
Outstanding at end of the period	1,02,60,358	10,26,03,580.00	1,02,60,358	10,26,03,580.00

Right, Preferences and Restriction attached to shares

Equity shares

The company has only one class of Equity having a par value Rs. 10.00 per share. Each shareholder is eligible for one vote per share held. The dividend proposed by the board of directors is subject to the approval of the shareholders in ensuing Annual General Meeting, except in case of interim dividend. In the event of liquidation, the Equity shareholders are eligible to receive the remaining assets of the company after distribution of all preferential amounts, in proportion to their shareholding.

Details of shareholders holding more than 5% shares in the company

Type of Share	Name of Shareholders	As at 31st March 2021		As at 31st March 2020	
		No. of Shares	% of Holding	No. of Shares	% of Holding
Equity [NV: 10.00]	Raakesh B Kulwal	6,98,288	6.81	6,98,288	6.81
Equity [NV: 10.00]	Jinko Devi Koolwal	40,77,118	39.74	40,77,118	39.74
Equity [NV: 10.00]	Renu Koolwal	5,74,808	5.60	5,74,808	5.60
Equity [NV: 10.00]	Harinarayan Gyarsilal (Bhanwar Lal Koolwal)	13,96,619	13.61	13,96,619	13.61
	Total :	67,46,833	65.76	67,46,833	65.76

Note No. 2 Reserves and surplus

₹ in rupees

Particulars	As at 31st March 2021	As at 31st March 2020
Surplus		
Opening Balance	(30,54,16,324.85)	(6,81,05,584.25)
Add: Pervious Depreciation Written Back	12,863.00	0.00
Less: Loss for the year	(18,56,58,134.60)	(23,73,10,740.60)
Closing Balance	(49,10,61,596.45)	(30,54,16,324.85)
Securities premium		
Opening Balance	13,22,53,440.00	13,22,53,440.00
Add: Addition during the year	0.00	0.00
Less : Deletion during the year	0.00	0.00
Closing Balance	13,22,53,440.00	13,22,53,440.00
Balance carried to balance sheet	(35,88,08,156.45)	(17,31,62,884.85)



Note No. 3 Long-term borrowings

₹ in rupees

Particulars	As at 31st March 2021			As at 31st March 2020		
	Non-Curre nt	Current Maturities	Total	Non-Curre nt	Current Maturities	Total
Term Loan - From banks						
Rupee term loans banks secured	0.00	7,25,00,000.00	7,25,00,000.00	0.00	7,25,00,000.00	7,25,00,000.00
Term Loans from Bank Unsecured	0.00	0.00	0.00	0.00	20,96,741.00	20,96,741.00
	0.00	7,25,00,000.00	7,25,00,000.00	0.00	7,45,96,741.00	7,45,96,741.00
Term Loan - From Others						
Long Term Loan from Others unsecured	1,75,22,774.00	5,44,379.00	1,80,67,153.00	1,75,00,000.00	9,24,379.00	1,84,24,379.00
Long Term Loan from Others Secured	0.00	0.00	0.00	0.00	79,043.00	79,043.00
Long Term Loan from Government / Semi Govt. Bodies secured	2,40,98,054.50	0.00	2,40,98,054.50	2,40,98,054.50	0.00	2,40,98,054.50
	4,16,20,828.50	5,44,379.00	4,21,65,207.50	4,15,98,054.50	10,03,422.00	4,26,01,476.50
Long term maturities of finance Lease obligation						
Kotak Mahindra Prime Limited (Volvo) secured	13,59,636.00	10,60,396.00	24,20,032.00	24,97,278.00	9,72,008.00	34,69,286.00
Kotak Mahindra Prime Limited (Volvo) secured	0.00	1,85,368.00	1,85,368.00	2,13,080.00	3,46,212.00	5,59,292.00
	13,59,636.00	12,45,764.00	26,05,400.00	27,10,358.00	13,18,220.00	40,28,578.00
The Above Amount Includes						
Secured Borrowings	2,54,57,690.50	7,37,45,764.00	9,92,03,454.50	2,68,08,412.50	7,38,97,263.00	10,07,05,675.50
Unsecured Borrowings	1,75,22,774.00	5,44,379.00	1,80,67,153.00	1,75,00,000.00	30,21,120.00	2,05,21,120.00
Amount Disclosed Under the Head "Other Current Liabilities"(Note No. 8)		(7,42,90,143.00)	(7,42,90,143.00)		(7,69,18,383.00)	(7,69,18,383.00)
Net Amount	4,29,80,464.50	0	4,29,80,464.50	4,43,08,412.50	0	4,43,08,412.50

*Secured Loan from Kotak Mahindra Bank Limited has been restructured and settled by bank and a full and final amount of Rs. 10,00,00,000/- has to be paid to the bank for all the three loans. Outstanding Balance in the books of accounts for the two term loan and one OD Account was Rs. 7,25,00,000/- after one time settlement. During the year company has again applied for the one time settlement again and negotiation for the same is going on. The company has not provided for Interest if any charged by the bank as after the one time settlement bank has not provided the statement of account.

** Unsecured term Loan from Kotak Mahindra Bank Limited has been fully paid during the year.

The loan is secured against :

1. First and exclusive charge on immoveable property being industrial converted land located at Khasra No.145,146,173,149,150/2,148/1083,village-siyao,Dhoblaai Distt-Jaipur, measuring 29016Sq Mtr valued at Rs.899 lakhs.


2. Commercial property situated at Shop Cum Godown No.KA-02,Krishi Upaj Mandi,Surajpole, Jaipur, Rajasthan measuring 362.45 Sq Mtr valued at Rs.250 lakhs.

3. Personal Guarantee of Mr. Rakesh B. Kulwal , Mrs. Jinko Devi Koolwal and Mr. Bhanwar lal Koolwal.

b. Indian rupee loan from financial institutions of Rs- 1,75,22,774/- March 31, 2021 (Rs- 1,75,00,000/- March 31,2020, carries interest @ 14.35- 15.25%. During the current year company is serving only interest and no principle has been paid. Original terms of the above loan was: (i). The loan is repayable in 48 Monthly instalments along with interest starting from March 2016 and March 2019

(ii). The loan is secured by second pari pasu charge on all the moveable assests (including current assets) and
(iii). Personal Guarantee of Mr. Rakesh B.Kulwal ,Mrs. Jinko Devi Koolwal and Mrs. Renu Koolwal.

c. The loan from non banking financial company is secured against mortgage of Vehicle.



d. Hire Purchase loans from non banking financial company Rs.26,05,400/- (March 31,2020 -40,28,578) are secured by specific assets financed (Vehicle)

Note No. 3(a) Long-term borrowings:Rupee term loans banks secured ₹ in rupees

Particulars	As at 31st March 2021			As at 31st March 2020		
	Non-Curre nt	Current Maturities	Total	Non-Curre nt	Current Maturities	Total
Kotak Mahindra Bank Limited (After Settlement)	0.00	7,25,00,000.00	7,25,00,000.00	0.00	7,25,00,000.00	7,25,00,000.00
Total	0.00	7,25,00,000.00	7,25,00,000.00	0.00	7,25,00,000.00	7,25,00,000.00

Note No. 3(b) Long-term borrowings:Term Loans from Bank Unsecured ₹ in rupees

Particulars	As at 31st March 2021			As at 31st March 2020		
	Non-Curre nt	Current Maturities	Total	Non-Curre nt	Current Maturities	Total
Kotak Mahindra Bank Ltd.	0.00	0.00	0.00	0.00	20,96,741.00	20,96,741.00
Total	0.00	0.00	0.00	0.00	20,96,741.00	20,96,741.00

Note No. 3(c) Long-term borrowings:Long Term Loan from Others ₹ in rupees

Particulars	As at 31st March 2021			As at 31st March 2020		
	Non-Curre nt	Current Maturities	Total	Non-Curre nt	Current Maturities	Total
Capital First Limited	0.00	0.00	0.00	0.00	3,80,000.00	3,80,000.00
Dewan Housing FinanceLtd	0.00	5,44,379.00	5,44,379.00	0.00	5,44,379.00	5,44,379.00
ACME Resources Ltd.	1,75,22,774.00	0.00	1,75,22,774.00	1,75,00,000.00	0.00	1,75,00,000.00
Total	1,75,22,774.00	5,44,379.00	1,80,67,153.00	1,75,00,000.00	9,24,379.00	1,84,24,379.00

Note No. 3(d) Long-term borrowings:Long Term Loan from Others Secured ₹ in rupees

Particulars	As at 31st March 2021			As at 31st March 2020		
	Non-Curre nt	Current Maturities	Total	Non-Curre nt	Current Maturities	Total
Kotak Mahindra Prime Limited (Volvo)	0.00	0.00	0.00	0.00	79,043.00	79,043.00
Total	0.00	0.00	0.00	0.00	79,043.00	79,043.00

Note No. 3(e) Long-term borrowings:Long Term Loan from Government / Semi Govt.Bodies ₹ in rupees

Particulars	As at 31st March 2021			As at 31st March 2020		
	Non-Curre nt	Current Maturities	Total	Non-Curre nt	Current Maturities	Total
SIDBI	2,40,98,054.50	0.00	2,40,98,054.50	2,40,98,054.50	0.00	2,40,98,054.50
Total	2,40,98,054.50	0.00	2,40,98,054.50	2,40,98,054.50	0.00	2,40,98,054.50

Note No. 4 Deferred Tax ₹ in rupees

Particulars	As at 31st March 2021		As at 31st March 2020	
Deferred tax liability				
Deferred tax liability other		42,65,740.00		42,65,740.00
Gross deferred tax liability		42,65,740.00		42,65,740.00
Deferred tax assets				
Deferred Tax Asset		20,03,469.00		20,03,469.00
Gross deferred tax asset		20,03,469.00		20,03,469.00



Net deferred tax assets	0.00	0.00
Net deferred tax liability	22,62,271.00	22,62,271.00

Note No. Provisions

₹ in rupees

Particulars	As at 31st March 2021			As at 31st March 2020		
	Long-term	Short-term	Total	Long-term	Short-term	Total
Provision for employee benefit						
Provision other employee related liabilities	1,75,037.00	26,72,512.00	28,47,549.00	31,11,278.00	1,99,458.00	33,10,736.00
	1,75,037.00	26,72,512.00	28,47,549.00	31,11,278.00	1,99,458.00	33,10,736.00
Other provisions						
Provision For Audit Fee	0.00	1,66,500.00	1,66,500.00	0.00	1,00,000.00	1,00,000.00
Provision for Electricity Expenses Factory	0.00	78,276.32	78,276.32	0.00	44,913.00	44,913.00
Provision for Office Electricity Expenses	0.00	0.00	0.00	0.00	5,754.00	5,754.00
	0.00	2,44,776.32	2,44,776.32	0.00	1,50,667.00	1,50,667.00
Total	1,75,037.00	29,17,288.32	30,92,325.32	31,11,278.00	3,50,125.00	34,61,403.00

Note No. 6 Short-term borrowings

₹ in rupees

Particulars	As at 31st March 2021	As at 31st March 2020
Loans Repayable on Demands - From banks		
Working capital loans banks secured	30,49,93,360.51	30,49,93,360.51
Short Term Loan From Axis Bank Limited unsecured	4,52,98,213.74	4,61,18,606.38
	35,02,91,574.25	35,11,11,966.89
Loans and Advances from related parties		
Raakesh B Kulwal unsecured	0.00	26,70,036.38
	0.00	26,70,036.38
The Above Amount Includes		
Secured Borrowings	30,49,93,360.51	30,49,93,360.51
Unsecured Borrowings	4,52,98,213.74	4,87,88,642.76
Total	35,02,91,574.25	35,37,82,003.27

a. Loans has been guaranteed by director or others

- i. Working capital loans banks secured has been guaranteed by the personal gurantee of Fill Name of Director of Rs. 335000000.00 (335000000.00)

Note No. 6(a) Short-term borrowings:Working capital loans banks secured

₹ in rupees

Particulars	As at 31st March 2021	As at 31st March 2020
	Amount	Amount
SBI Working Capital Fund Base Facility	30,49,93,360.51	30,49,93,360.51
Total	30,49,93,360.51	30,49,93,360.51

Note No. 7 Trade payables

₹ in rupees

Particulars	As at 31st March 2021	As at 31st March 2020
(A) Micro enterprises and small enterprises	2,61,02,077.60	2,80,90,796.60
(B) Others		
Trade payable	8,44,56,253.38	12,69,19,723.51
	8,44,56,253.38	12,69,19,723.51
Total	11,05,58,330.98	15,50,10,520.11

Note No. 8 Other current liabilities

₹ in rupees

Particulars	As at 31st March 2021	As at 31st March 2020
Current maturities of long-term debt(Note No. 3)	7,30,44,379.00	7,56,00,163.00
Current maturities of finance lease obligation	12,45,764.00	13,18,220.00
Interest accrued but not due on borrowings		



JHANDEWALAS FOODS LIMITED1st Floor, Upasana House, B-70, Rajendra Marg, Janta Store Circle, Jaipur,
Jaipur-302015

(F.Y. 2020-2021)

Interest accrued But not due on borrowings	1,354.00	71,918.00
	1,354.00	71,918.00
Interest accrued and due on borrowings		
Interest accrued and due on borrowings	28,80,515.02	37,55,515.02
	28,80,515.02	37,55,515.02
Others payables		
Advance received from customers	1,35,32,632.25	1,24,89,086.06
Other Curmnt Liabilities	1,30,000.00	90,000.00
Salary Payable	5,88,621.00	15,07,553.00
Duties and Taxes	24,25,668.41	12,83,704.70
	1,66,76,921.66	1,53,70,343.76
Total	9,38,48,933.68	9,61,16,159.78

Note No. 8(a) Other current liabilities:Interest accrued But not due on borrowings

₹ in rupees

Particulars	31st March 2021	As at 31st March 2020
ACME Resources Limited	1,354.00	71,918.00
Total	1,354.00	71,918.00

Note No. 8(b) Other current liabilities:Duties and Taxes

₹ in rupees

Particulars	31st March 2021	As at 31st March 2020
TDS	10,21,430.60	1,46,187.70
Provident fund	7,25,131.00	7,04,599.00
Employees State Insurance	6,07,304.00	4,32,918.00
TCS Payble	71,802.81	0.00
Total	24,25,668.41	12,83,704.70



Note No. 9 Property, Plant and Equipment as at 31st March 2021

₹ in rupees

Assets	Useful Life (in Years)	Balance as at 1st April 2020	Additions during the year	Gross Block		Deletion during the year	Balance as at 31st March 2021	Accumulated Depreciation/ Amortisation			Net Block		
				Addition on account of business acquisition	Balance as at 31st March 2021			Balance as at 1st April 2020	Provided during the year	Deletion/ adjustments during the year	Balance as at 31st March 2021	Balance as at 31st March 2021	Balance as at 31st March 2020
A Tangible assets													
Own Assets													
	30.00	1,16,83,287.00	0.00	0.00	1,16,83,287.00	0.00	40,80,093.31	76,03,193.69	79,69,773.69				
	15.00	1,05,600.00	0.00	1,05,600.00	0.00	9,913.00	0.00	0.00	95,687.00				
Water Tank	15.00	97,300.00	0.00	0.00	97,300.00	6,268.00	45,403.00	51,897.00	58,165.00				
Pet die	15.00	20,34,060.60	1,02,000.00	0.00	21,36,060.60	5,04,730.00	6,37,787.00	14,98,273.60	15,29,330.60				
Air conditor	15.00	6,00,199.51	0.00	0.00	6,00,199.51	2,30,535.00	2,68,926.00	3,31,273.51	3,69,664.51				
Plant and machinery	15.00	1,05,68,695.00	4,96,442.54	0.00	1,10,65,137.54	62,00,940.00	69,51,429.00	41,13,708.54	43,67,755.00				
Labourry	15.00	3,55,137.00	1,900.00	0.00	3,57,037.00	1,02,451.00	1,25,754.00	2,31,283.00	2,52,686.00				
Cold room equipment	15.00	38,02,106.00	32,827.00	0.00	38,34,933.00	17,47,508.00	19,96,429.00	18,38,504.00	20,54,598.00				
Chilnmi pipe	15.00	32,287.50	0.00	0.00	32,287.50	16,160.50	18,292.50	13,995.00	16,127.00				
Coading machine	15.00	47,820.00	0.00	0.00	47,820.00	12,796.00	15,877.00	31,943.00	35,024.00				
Digital refractometer model	15.00	40,824.00	0.00	0.00	40,824.00	21,163.00	23,879.00	16,945.00	19,661.00				
Good cum passenger lift	15.00	6,23,398.00	0.00	0.00	6,23,398.00	2,60,281.00	3,00,339.00	3,23,059.00	3,63,117.00				
Storage tank	15.00	32,32,425.38	0.00	0.00	32,32,425.38	14,62,538.38	16,72,447.38	15,59,978.00	17,69,887.00				
Butter melting system	15.00	10,88,673.00	0.00	0.00	10,88,673.00	5,51,755.00	6,27,490.00	4,61,183.00	5,36,918.00				
Pallet	15.00	7,76,853.00	0.00	0.00	7,76,853.00	2,98,502.00	3,47,968.00	4,28,885.00	4,78,351.00				
B: machine	15.00	3,000.00	0.00	0.00	3,000.00	1,349.00	1,543.00	1,457.00	1,651.00				
Invetor	15.00	54,150.00	0.00	0.00	54,150.00	21,160.00	24,607.00	29,543.00	32,990.00				
Air curtain	15.00	10,143.00	0.00	0.00	10,143.00	4,582.00	5,236.00	4,907.00	5,561.00				
AFC reader	15.00	15,500.00	0.00	0.00	15,500.00	6,825.00	7,824.00	7,676.00	8,675.00				
FRIDGE	15.00	8,700.00	0.00	0.00	8,700.00	3,795.00	4,356.00	4,344.00	4,905.00				
Water motor pump	15.00	79,886.00	0.00	0.00	79,886.00	32,996.00	38,040.00	41,846.00	46,890.00				
Weighing Machine	15.00	9,28,296.00	0.00	0.00	9,28,296.00	3,66,945.00	4,26,075.00	5,02,221.00	5,61,351.00				
Mobile	15.00	3,81,771.73	1,05,761.84	0.00	4,87,533.57	1,09,321.00	1,35,401.00	3,52,132.57	2,72,450.73				
Fire equipment	15.00	3,729.00	0.00	0.00	3,729.00	2,206.00	2,482.00	1,267.00	1,523.00				
Gear head cum	15.00	39,780.00	0.00	0.00	39,780.00	17,842.00	20,419.00	19,361.00	21,938.00				
Ghee boiler cap	15.00	78,253.00	0.00	0.00	78,253.00	34,834.00	39,902.00	38,351.00	43,419.00				
Hand pallet truck	15.00	18,240.00	0.00	0.00	18,240.00	8,421.00	9,608.00	8,652.00	9,819.00				
Milk c/cream separator machine	15.00	35,700.00	0.00	0.00	35,700.00	16,100.00	18,415.00	17,285.00	19,600.00				
Fit pack automatic packing machine	15.00	1,16,300.00	0.00	0.00	1,16,300.00	52,553.00	60,097.00	56,203.00	63,747.00				
Autotech system and control	15.00	57,000.00	0.00	0.00	57,000.00	27,750.00	31,495.00	25,505.00	29,250.00				



JHANDEWALAS FOODS LIMITED
1st Floor, Upasana House, B-70, Rajendra Marg, Janta Store Circle, Jaipur, Jaipur-302015

(F.Y. 2020-2021)

Euroclean star	15.00	6,990.00	0.00	0.00	0.00	0.00	0.00	0.00	0.00	6,990.00	3,257.00	485.00	0.00	3,742.00	3,248.00	3,733.00
Ss centrifugal pump	15.00	1,05,418.00	0.00	0.00	0.00	0.00	0.00	0.00	0.00	1,05,418.00	47,157.00	6,827.00	0.00	53,984.00	51,434.00	56,261.00
Milk centrifuge	15.00	2,520.00	0.00	0.00	0.00	0.00	0.00	0.00	0.00	2,520.00	1,133.00	163.00	0.00	1,296.00	1,224.00	1,387.00
Water treatment ro plant	15.00	7,94,332.00	0.00	0.00	0.00	0.00	0.00	0.00	0.00	7,94,332.00	2,06,381.00	50,764.00	0.00	2,57,145.00	5,37,187.00	5,87,951.00
Affs machine	15.00	16,84,726.00	0.00	0.00	0.00	0.00	0.00	0.00	0.00	16,84,726.00	6,66,935.00	1,07,221.00	0.00	7,74,156.00	9,10,570.00	10,17,791.00
Aluminium alloy	15.00	90,578.00	0.00	0.00	0.00	0.00	0.00	0.00	0.00	90,578.00	34,598.00	5,740.00	0.00	40,338.00	50,240.00	55,980.00
Band sealer machine'	15.00	68,400.00	0.00	0.00	0.00	0.00	0.00	0.00	0.00	68,400.00	28,797.00	4,389.00	0.00	33,186.00	35,214.00	39,603.00
Boiler model rxd	15.00	7,77,790.00	1,01,000.00	0.00	0.00	0.00	0.00	0.00	0.00	8,78,790.00	2,98,023.00	49,516.00	0.00	3,47,539.00	5,31,251.00	4,79,767.00
Bucket elevator	15.00	2,29,500.00	0.00	0.00	0.00	0.00	0.00	0.00	0.00	2,29,500.00	89,561.00	14,580.00	0.00	1,04,141.00	1,25,359.00	1,39,939.00
Manual sealing machine	15.00	14,280.00	0.00	0.00	0.00	0.00	0.00	0.00	0.00	14,280.00	5,661.00	909.00	0.00	6,570.00	7,710.00	8,619.00
Transformer	15.00	3,67,006.00	0.00	0.00	0.00	0.00	0.00	0.00	0.00	3,67,006.00	1,39,563.00	23,244.00	0.00	1,62,807.00	2,04,199.00	2,27,443.00
Centralles paddle	15.00	1,15,000.00	0.00	0.00	0.00	0.00	0.00	0.00	0.00	1,15,000.00	49,190.00	7,396.00	0.00	56,586.00	58,414.00	65,810.00
Automatic Packaging Machine	15.00	12,13,371.00	0.00	0.00	0.00	0.00	0.00	0.00	0.00	12,13,371.00	4,23,778.00	76,846.00	0.00	5,00,624.00	7,12,747.00	7,89,593.00
Videojet Printing Machine	15.00	6,03,928.00	0.00	0.00	0.00	0.00	0.00	0.00	0.00	6,03,928.00	2,25,704.00	38,249.00	0.00	2,63,953.00	3,39,975.00	3,78,224.00
Ultra Search Metal Detector	15.00	2,13,282.00	0.00	0.00	0.00	0.00	0.00	0.00	0.00	2,13,282.00	74,423.00	13,508.00	0.00	87,931.00	1,25,351.00	1,38,859.00
Jar Filling Machine	15.00	67,191.00	0.00	0.00	0.00	0.00	0.00	0.00	0.00	67,191.00	23,503.00	4,256.00	0.00	27,759.00	39,432.00	43,688.00
15 Kg Ghee Filling Machine	15.00	1,35,405.00	0.00	0.00	0.00	0.00	0.00	0.00	0.00	1,35,405.00	34,350.00	8,576.00	0.00	42,926.00	92,479.00	1,01,055.00
Window AC and Stabilizer	15.00	35,150.00	0.00	0.00	0.00	0.00	0.00	0.00	0.00	35,150.00	8,782.00	2,226.00	0.00	11,008.00	24,142.00	26,368.00
Hand Blender	15.00	3,435.00	0.00	0.00	0.00	0.00	0.00	0.00	0.00	3,435.00	809.00	217.00	0.00	1,026.00	2,409.00	2,626.00
Nilkamal Roto Crate Blue 400ltr	15.00	6,209.00	0.00	0.00	0.00	0.00	0.00	0.00	0.00	6,209.00	1,451.00	393.00	0.00	1,844.00	4,365.00	4,758.00
Capactor Compressor	15.00	16,790.00	0.00	0.00	0.00	0.00	0.00	0.00	0.00	16,790.00	3,944.00	1,063.00	0.00	5,007.00	11,783.00	12,846.00
KSB Pump 3HP	15.00	20,184.00	0.00	0.00	0.00	0.00	0.00	0.00	0.00	20,184.00	4,777.00	1,278.00	0.00	6,055.00	14,129.00	15,407.00
Ghee Packing Machine	15.00	3,08,000.00	0.00	0.00	0.00	0.00	0.00	0.00	0.00	3,08,000.00	29,874.00	19,507.00	0.00	49,381.00	2,58,619.00	2,78,126.00
Temperature Controlled Oven	15.00	7,69,547.00	0.00	0.00	0.00	0.00	0.00	0.00	0.00	7,69,547.00	80,850.00	48,738.00	0.00	1,29,588.00	6,39,959.00	6,88,697.00
Tube Former Machine 320 MM	15.00	56,500.00	0.00	0.00	0.00	0.00	0.00	0.00	0.00	56,500.00	6,098.00	3,578.00	0.00	9,676.00	46,824.00	50,402.00
Collor Raita Boordi	15.00	61,800.00	0.00	0.00	0.00	0.00	0.00	0.00	0.00	61,800.00	7,356.00	3,914.00	0.00	11,270.00	50,530.00	54,444.00
Nitrogen Flushing Unit	15.00	70,000.00	0.00	0.00	0.00	0.00	0.00	0.00	0.00	70,000.00	8,466.00	4,433.00	0.00	12,899.00	57,101.00	61,534.00
Grinder Machine for Mangodi Factory	15.00	15,300.00	0.00	0.00	0.00	0.00	0.00	0.00	0.00	15,300.00	1,508.00	969.00	0.00	2,477.00	12,823.00	13,792.00
Manual Crimping Tool	15.00	10,500.00	0.00	0.00	0.00	0.00	0.00	0.00	0.00	10,500.00	166.00	665.00	0.00	831.00	9,669.00	10,334.00
Mixture Machine	15.00	12,458.00	0.00	0.00	0.00	0.00	0.00	0.00	0.00	12,458.00	128.00	789.00	0.00	917.00	11,541.00	12,330.00
Tin shard	30.00	15,49,295.00	0.00	0.00	0.00	0.00	0.00	0.00	0.00	15,49,295.00	3,33,063.00	48,990.00	0.00	3,82,053.00	11,67,242.00	12,16,232.00
Cable for office	30.00	7,728.00	0.00	0.00	0.00	0.00	0.00	0.00	0.00	7,728.00	931.00	245.00	0.00	1,176.00	6,552.00	6,797.00
Factory Bldg. Maint	30.00	40,857.00	0.00	0.00	0.00	0.00	0.00	0.00	0.00	40,857.00	4,257.00	1,284.00	0.00	5,551.00	35,306.00	36,600.00
Factory Bldg.	30.00	21,046.00	0.00	0.00	0.00	0.00	0.00	0.00	0.00	21,046.00	2,166.00	667.00	0.00	2,833.00	18,213.00	18,880.00



JHANEWALAS FOODS LIMITED
1st Floor, Upasana House, B-70, Rajendra Marg, Janta Store Circle, Jaipur, Jaipur-302015

(F.Y. 2020-2021)

Factory Bldg	30.00	14,500.00	0.00	0.00	0.00	0.00	0.00	0.00	14,500.00	1,492.00	459.00	0.00	1,951.00	12,549.00	13,008.00
Factory Bldg.	30.00	10,500.00	0.00	0.00	0.00	0.00	0.00	0.00	10,500.00	1,081.00	333.00	0.00	1,414.00	9,086.00	9,419.00
Factory office work	30.00	27,984.00	0.00	0.00	0.00	0.00	0.00	0.00	27,984.00	2,860.00	886.00	0.00	3,746.00	24,238.00	25,124.00
Crompton 1.1HP Monoblock	30.00	3,521.00	0.00	0.00	0.00	0.00	0.00	0.00	3,521.00	354.00	112.00	0.00	466.00	3,055.00	3,167.00
Land T Pump	30.00	5,585.00	0.00	0.00	0.00	0.00	0.00	0.00	5,585.00	546.00	177.00	0.00	726.00	4,859.00	5,036.00
Residential House at 143, Kailashpur, Tonk Road, J	0.00	1,28,97,000.00	0.00	0.00	0.00	0.00	0.00	0.00	1,28,97,000.00	0.00	0.00	0.00	0.00	1,28,97,000.00	1,28,97,000.00
Shop Sarangi Mension, M.I.Road Plot No.73, Sindhu Nagar	0.00	1,28,11,000.00	0.00	0.00	0.00	0.00	0.00	0.00	1,28,11,000.00	2,32,295.00	0.00	0.00	2,32,295.00	1,25,78,705.00	1,25,78,705.00
Computer	3.00	27,59,259.14	2,86,088.11	0.00	0.00	0.00	0.00	0.00	30,45,347.25	19,56,480.40	5,67,133.00	0.00	25,23,613.40	5,21,733.85	8,02,778.74
Tally Software	3.00	49,500.00	0.00	0.00	0.00	0.00	0.00	0.00	49,500.00	47,025.00	0.00	0.00	47,025.00	2,475.00	2,475.00
Computer Ipad	3.00	46,900.00	0.00	0.00	0.00	0.00	0.00	0.00	46,900.00	44,555.00	0.00	0.00	44,555.00	2,345.00	2,345.00
Apple laptop	3.00	2,22,592.00	0.00	0.00	0.00	0.00	0.00	0.00	2,22,592.00	2,11,463.00	0.00	0.00	2,11,463.00	11,129.00	11,129.00
Epson 130 Printer	3.00	45,446.19	0.00	0.00	0.00	0.00	0.00	0.00	45,446.19	28,135.00	12,152.00	0.00	40,287.00	5,159.19	17,311.19
HP Desktop Computer	3.00	18,500.00	0.00	0.00	0.00	0.00	0.00	0.00	18,500.00	17,575.00	0.00	0.00	17,575.00	925.00	925.00
Hard Disk HDD 1TB	3.00	4,062.00	0.00	0.00	0.00	0.00	0.00	0.00	4,062.00	3,859.00	0.00	0.00	3,859.00	203.00	203.00
Computer Vanilla Box	3.00	28,000.00	0.00	0.00	0.00	0.00	0.00	0.00	28,000.00	26,600.00	0.00	0.00	26,600.00	1,400.00	1,400.00
M.S. Office/Window	3.00	1,93,626.00	0.00	0.00	0.00	0.00	0.00	0.00	1,93,626.00	1,83,945.00	0.00	0.00	1,83,945.00	9,681.00	9,681.00
Tata Ace Delivery Van	8.00	4,08,000.00	0.00	0.00	0.00	0.00	0.00	0.00	4,08,000.00	3,16,741.00	49,170.00	0.00	3,65,911.00	42,089.00	91,259.00
Renault Pulse Car	8.00	6,53,601.00	0.00	0.00	0.00	0.00	0.00	0.00	6,53,601.00	5,25,788.00	79,329.00	0.00	6,05,117.00	48,484.00	1,27,813.00
Mahindra van	8.00	3,65,208.00	0.00	0.00	0.00	0.00	0.00	0.00	3,65,208.00	3,46,948.00	0.00	0.00	3,46,948.00	18,260.00	18,260.00
Cycle	8.00	42,232.00	0.00	0.00	0.00	0.00	0.00	0.00	42,232.00	34,411.40	2,137.00	0.00	36,548.40	5,683.60	7,820.60
BMW Car	8.00	44,99,999.00	0.00	0.00	0.00	0.00	0.00	0.00	44,99,999.00	41,63,442.00	1,11,557.00	0.00	42,74,999.00	2,25,000.00	3,36,557.00
Car	8.00	5,97,530.00	0.00	0.00	0.00	0.00	0.00	0.00	5,97,530.00	5,67,654.00	0.00	0.00	5,67,654.00	29,876.00	29,876.00
Tata Ace Refresh	8.00	4,14,361.00	0.00	0.00	0.00	0.00	0.00	0.00	4,14,361.00	2,74,741.00	49,205.00	0.00	3,23,946.00	90,415.00	1,39,620.00
Tata Urban Ace Maga XL	8.00	4,23,778.00	0.00	0.00	0.00	0.00	0.00	0.00	4,23,778.00	81,619.00	50,323.00	0.00	1,31,942.00	2,91,836.00	3,42,159.00
Hyundai Creta	8.00	11,66,683.00	0.00	0.00	0.00	0.00	0.00	0.00	11,66,683.00	2,09,903.00	1,38,544.00	0.00	3,48,447.00	8,18,236.00	9,56,780.00
VOLVO XC60 D5	8.00	62,19,953.00	0.00	0.00	0.00	0.00	0.00	0.00	62,19,953.00	12,99,719.00	7,38,620.00	0.00	20,38,339.00	41,81,614.00	49,20,234.00
CCTV Camera	10.00	3,16,211.00	0.00	0.00	0.00	0.00	0.00	0.00	3,16,211.00	2,11,964.00	25,621.00	0.00	2,37,585.00	78,626.00	1,04,247.00
Telephone and Mobiles	10.00	1,56,358.75	0.00	0.00	0.00	0.00	0.00	0.00	1,56,358.75	1,10,449.75	15,870.00	0.00	1,26,319.75	30,039.00	45,909.00
Panasonic LCD TV/Panasonic LCD TV	10.00	22,934.00	0.00	0.00	0.00	0.00	0.00	0.00	22,934.00	16,143.00	2,377.00	0.00	18,520.00	4,414.00	6,791.00
Sony LCD Projector	10.00	32,300.00	0.00	0.00	0.00	0.00	0.00	0.00	32,300.00	18,830.00	3,084.00	0.00	21,914.00	10,386.00	13,470.00
Furniture and Fixtures	10.00	24,53,952.71	0.00	0.00	0.00	0.00	0.00	0.00	24,53,952.71	15,22,893.71	2,29,369.00	0.00	17,52,261.71	7,01,691.00	9,31,059.00
Electricals Equipments and Fittings	10.00	5,65,980.00	0.00	0.00	0.00	0.00	0.00	0.00	5,65,980.00	4,64,382.00	30,787.00	0.00	4,95,169.00	70,811.00	1,01,598.00



Sony LCD Projector DX102	10.00	34,725.00	0.00	0.00	0.00	0.00	0.00	0.00	34,725.00	12,654.00	3,299.00	0.00	15,953.00	18,772.00	22,071.00
Office Chair 4 nos.	10.00	5,400.00	0.00	0.00	0.00	0.00	0.00	0.00	5,400.00	2,026.00	513.00	0.00	2,539.00	2,861.00	3,374.00
Rack 2Pcs	10.00	3,300.00	0.00	0.00	0.00	0.00	0.00	0.00	3,300.00	1,166.00	314.00	0.00	1,480.00	1,820.00	2,134.00
Chairs 4 nos.	10.00	4,868.00	0.00	0.00	0.00	0.00	0.00	0.00	4,868.00	1,588.00	462.00	0.00	2,050.00	2,818.00	3,280.00
Wall hung carlo wash basin,	10.00	35,165.00	0.00	0.00	0.00	0.00	0.00	0.00	35,165.00	11,286.00	3,341.00	0.00	14,627.00	20,538.00	23,879.00
Furniture	10.00	16,280.00	0.00	0.00	0.00	0.00	0.00	0.00	16,280.00	5,200.00	1,546.00	0.00	6,746.00	9,534.00	11,080.00
Bath set	10.00	1,10,615.00	0.00	0.00	0.00	0.00	0.00	0.00	1,10,615.00	35,296.00	10,509.00	0.00	45,805.00	64,810.00	75,319.00
Furniture	10.00	6,285.00	0.00	0.00	0.00	0.00	0.00	0.00	6,285.00	1,983.00	597.00	0.00	2,580.00	3,705.00	4,302.00
Furniture	10.00	28,752.00	0.00	0.00	0.00	0.00	0.00	0.00	28,752.00	9,002.00	2,732.00	0.00	11,734.00	17,018.00	19,750.00
Bib Cock, angle valve etc.	10.00	4,584.00	0.00	0.00	0.00	0.00	0.00	0.00	4,584.00	1,433.00	435.00	0.00	1,868.00	2,716.00	3,151.00
Health Faucet	10.00	618.00	0.00	0.00	0.00	0.00	0.00	0.00	618.00	192.00	59.00	0.00	251.00	367.00	426.00
Furniture	10.00	7,322.00	0.00	0.00	0.00	0.00	0.00	0.00	7,322.00	2,245.00	696.00	0.00	2,941.00	4,381.00	5,077.00
Furniture (LED Lights)	10.00	16,301.00	0.00	0.00	0.00	0.00	0.00	0.00	16,301.00	4,999.00	1,548.00	0.00	6,547.00	9,754.00	11,302.00
Wash Basin	10.00	759.00	0.00	0.00	0.00	0.00	0.00	0.00	759.00	232.00	72.00	0.00	304.00	455.00	527.00
Furniture and Fittings	10.00	25,738.00	0.00	0.00	0.00	0.00	0.00	0.00	25,738.00	7,818.00	2,445.00	0.00	10,263.00	15,475.00	17,920.00
Furniture	10.00	29,628.00	0.00	0.00	0.00	0.00	0.00	0.00	29,628.00	8,976.00	2,815.00	0.00	11,791.00	17,837.00	20,652.00
Furniture and Fitting	10.00	7,208.00	0.00	0.00	0.00	0.00	0.00	0.00	7,208.00	2,185.00	685.00	0.00	2,870.00	4,338.00	5,023.00
Clear Float Glass	10.00	2,525.00	0.00	0.00	0.00	0.00	0.00	0.00	2,525.00	760.00	240.00	0.00	1,000.00	1,525.00	1,765.00
Furniture	10.00	5,092.00	0.00	0.00	0.00	0.00	0.00	0.00	5,092.00	1,533.00	484.00	0.00	2,017.00	3,075.00	3,559.00
Furniture and Fittings	10.00	74,942.00	0.00	0.00	0.00	0.00	0.00	0.00	74,942.00	22,529.00	7,119.00	0.00	29,648.00	45,294.00	52,413.00
Furniture	10.00	14,941.00	0.00	0.00	0.00	0.00	0.00	0.00	14,941.00	4,467.00	1,420.00	0.00	5,887.00	9,054.00	10,474.00
Furniture	10.00	18,650.00	0.00	0.00	0.00	0.00	0.00	0.00	18,650.00	5,549.00	1,772.00	0.00	7,321.00	11,329.00	13,101.00
Furniture	10.00	9,356.00	0.00	0.00	0.00	0.00	0.00	0.00	9,356.00	2,762.00	889.00	0.00	3,651.00	5,705.00	6,594.00
Furniture and Fitting	10.00	14,497.00	0.00	0.00	0.00	0.00	0.00	0.00	14,497.00	4,260.00	1,377.00	0.00	5,637.00	8,860.00	10,237.00
Furniture	10.00	37,819.00	0.00	0.00	0.00	0.00	0.00	0.00	37,819.00	11,094.00	3,593.00	0.00	14,687.00	23,132.00	26,725.00
Furniture	10.00	1,480.00	0.00	0.00	0.00	0.00	0.00	0.00	1,480.00	435.00	140.00	0.00	575.00	905.00	1,045.00
Panache Interiors 12mm Sheet	10.00	30,013.00	0.00	0.00	0.00	0.00	0.00	0.00	30,013.00	8,756.00	2,851.00	0.00	11,607.00	18,406.00	21,257.00
Furniture and Fitting	10.00	1,401.00	0.00	0.00	0.00	0.00	0.00	0.00	1,401.00	406.00	133.00	0.00	539.00	862.00	995.00
Furniture	10.00	23,918.00	0.00	0.00	0.00	0.00	0.00	0.00	23,918.00	6,829.00	2,272.00	0.00	9,101.00	14,817.00	17,089.00
Aluminium Furniture fitting	10.00	5,010.00	0.00	0.00	0.00	0.00	0.00	0.00	5,010.00	1,778.00	476.00	0.00	2,254.00	2,756.00	3,232.00
Factory Aluminium Furniture	10.00	2,751.00	0.00	0.00	0.00	0.00	0.00	0.00	2,751.00	860.00	261.00	0.00	1,121.00	1,630.00	1,891.00
Factory Aluminium Furniture	10.00	1,454.00	0.00	0.00	0.00	0.00	0.00	0.00	1,454.00	447.00	138.00	0.00	585.00	869.00	1,007.00
Factory Aluminium Furniture	10.00	11,593.00	0.00	0.00	0.00	0.00	0.00	0.00	11,593.00	3,499.00	1,102.00	0.00	4,601.00	6,992.00	8,094.00
Shangria Blinds	10.00	15,779.00	0.00	0.00	0.00	0.00	0.00	0.00	15,779.00	4,752.00	1,459.00	0.00	6,261.00	9,528.00	11,027.00
Mats etc.	10.00	12,354.00	0.00	0.00	0.00	0.00	0.00	0.00	12,354.00	3,721.00	1,174.00	0.00	4,895.00	7,459.00	8,633.00



Carpet	10.00	5,425.00	0.00	0.00	0.00	0.00	0.00	0.00	0.00	5,425.00	1,626.00	515.00	0.00	2,141.00	3,284.00	3,799.00	
Office Fan and Almirah	10.00	22,796.00	0.00	0.00	0.00	22,796.00	7,721.00	2,165.00	0.00	22,796.00	7,721.00	2,165.00	0.00	9,886.00	12,910.00	15,075.00	
Office table and carpet	10.00	8,160.00	0.00	0.00	0.00	8,160.00	3,002.00	775.00	0.00	8,160.00	3,002.00	775.00	0.00	3,777.00	4,383.00	5,158.00	
Office Table	10.00	8,500.00	0.00	0.00	0.00	8,500.00	2,505.00	807.00	0.00	8,500.00	2,505.00	807.00	0.00	3,312.00	5,188.00	5,995.00	
Land	0.00	15,75,880.00	0.00	0.00	0.00	15,75,880.00	0.00	0.00	0.00	15,75,880.00	0.00	0.00	0.00	0.00	15,75,880.00	15,75,880.00	
Land at Syaon Village	0.00	5,42,59,920.00	0.00	0.00	0.00	5,42,59,920.00	0.00	0.00	0.00	5,42,59,920.00	0.00	0.00	0.00	0.00	5,42,59,920.00	5,42,59,920.00	
Land at Govindgarh, Chomu, Sikar Road	0.00	3,74,08,500.00	0.00	0.00	0.00	3,74,08,500.00	0.00	0.00	0.00	3,74,08,500.00	0.00	0.00	0.00	0.00	3,74,08,500.00	3,74,08,500.00	
Samsung LED 48"	5.00	71,900.00	0.00	0.00	0.00	71,900.00	53,671.00	13,661.00	0.00	71,900.00	53,671.00	13,661.00	0.00	67,332.00	4,568.00	18,229.00	
Whirlpool Refrigerator 495 ltr	5.00	53,500.00	0.00	0.00	0.00	53,500.00	39,936.00	10,165.00	0.00	53,500.00	39,936.00	10,165.00	0.00	50,101.00	3,399.00	13,564.00	
Samsung LED UA 32"	5.00	20,700.00	0.00	0.00	0.00	20,700.00	15,000.00	3,932.00	0.00	20,700.00	15,000.00	3,932.00	0.00	18,932.00	1,768.00	5,700.00	
Samsung Mobile 25 Pc	5.00	3,76,107.53	0.00	0.00	0.00	3,76,107.53	1,94,394.00	71,461.00	0.00	3,76,107.53	1,94,394.00	71,461.00	0.00	2,65,855.00	1,10,252.53	1,81,713.53	
Gionee P5 Mini Mobile	5.00	5,350.00	0.00	0.00	0.00	5,350.00	3,826.00	1,017.00	0.00	5,350.00	3,826.00	1,017.00	0.00	4,843.00	507.00	1,524.00	
Gionee P5 Mini Mobile	5.00	5,350.00	0.00	0.00	0.00	5,350.00	3,729.00	1,017.00	0.00	5,350.00	3,729.00	1,017.00	0.00	4,746.00	604.00	1,621.00	
Samsung Mobile J200 2 Pcs	5.00	7,600.00	0.00	0.00	0.00	7,600.00	4,684.00	1,444.00	0.00	7,600.00	4,684.00	1,444.00	0.00	6,128.00	1,472.00	2,916.00	
Samsung Mobile J200 Pcs	5.00	15,700.00	0.00	0.00	0.00	15,700.00	9,644.00	2,983.00	0.00	15,700.00	9,644.00	2,983.00	0.00	12,627.00	3,073.00	6,056.00	
Samsung Mobile J355	5.00	3,400.00	0.00	0.00	0.00	3,400.00	2,041.00	646.00	0.00	3,400.00	2,041.00	646.00	0.00	2,687.00	713.00	1,359.00	
CCTV Camera	5.00	88,780.73	0.00	0.00	0.00	88,780.73	25,663.00	16,868.00	0.00	88,780.73	25,663.00	16,868.00	0.00	42,531.00	46,249.73	63,117.73	
Inverter UPS96 V and Battery	5.00	11,000.00	0.00	0.00	0.00	11,000.00	7,181.00	2,090.00	0.00	11,000.00	7,181.00	2,090.00	0.00	9,271.00	1,729.00	3,819.00	
Inverter and Battery	5.00	22,000.00	0.00	0.00	0.00	22,000.00	13,582.00	4,180.00	0.00	22,000.00	13,582.00	4,180.00	0.00	17,762.00	4,238.00	8,418.00	
Telephone Instrument	5.00	2,08,953.55	0.00	0.00	0.00	2,08,953.55	12,948.00	41,770.00	0.00	2,08,953.55	12,948.00	41,770.00	0.00	54,718.00	1,68,519.47	1,99,005.55	
Office Equipments	5.00	45,772.00	0.00	0.00	0.00	45,772.00	18,100.00	8,697.00	0.00	45,772.00	18,100.00	8,697.00	0.00	26,797.00	18,975.00	27,672.00	
Biometric software	5.00	0.00	0.00	0.00	0.00	0.00	0.00	193.00	0.00	0.00	0.00	193.00	0.00	193.00	1,307.00	0.00	
Total (A)		18,87,37,105.3	2	84,77,803.41	2	11,76,52,056.1	2	0.00	0.00	1,05,600.00	0.00	19,71,09,308.7	3	3,22,61,108.45	49,74,130.00	12,863.00	
P.Y Total		7,10,86,049.20		11,76,52,056.1	2	0.00		0.00		1,05,600.00		18,87,37,105.3	2	2,65,95,762.45	56,65,846.00	0.00	
															15,64,75,996.8	7	4,44,89,286.75

General Notes :

- No depreciation if remaining useful life is negative or zero.
- Depreciation is calculated on pro-rata basis in case assets is purchased/sold during current F.Y.
- If above assets is used for any time during the year for double shift, the depreciation will increase by 50% for that period and in case of the triple shift the depreciation shall be calculated on the basis of 100% for that period.



Note No. 10 Loans and advances

₹ in rupees

Particulars	As at 31st March 2021		As at 31st March 2020	
	Long-term	Short-term	Long-term	Short-term
Capital Advances				
Unsecured, considered good	0.00	3,22,964.00	0.00	0.00
	0.00	3,22,964.00	0.00	0.00
Security Deposit				
Secured, considered good	22,92,707.60	0.00	22,42,707.60	0.00
	22,92,707.60	0.00	22,42,707.60	0.00
Other loans and advances				
Other Loans and Advances	0.00	37,39,943.73	0.00	40,37,049.00
	0.00	37,39,943.73	0.00	40,37,049.00
Total	22,92,707.60	40,62,907.73	22,42,707.60	40,37,049.00

Note No. 10(a) Loans and advances : Security Deposit: Secured, considered good

₹ in rupees

Particulars	As at 31st March 2021		As at 31st March 2020	
	Long-term	Short-term	Long-term	Short-term
JvvnI Security	47,500.00	0.00	47,500.00	0.00
Krishi Upaj Mandi-Deposit	51,393.00	0.00	51,393.00	0.00
NCS with Sales tax Department	14,061.00	0.00	14,061.00	0.00
RIICO Earnest Money	8,203.00	0.00	8,203.00	0.00
Telephone Security	6,000.00	0.00	6,000.00	0.00
Stock Holding Corporation Security	7,560.60	0.00	7,560.60	0.00
Electricity Connection Security	6,750.00	0.00	6,750.00	0.00
Water Connection Security	340.00	0.00	340.00	0.00
Deposit - BSE	16,00,500.00	0.00	16,00,500.00	0.00
Rent Security	4,65,000.00	0.00	4,65,000.00	0.00
Deposit - Super Market Grocery Supply Pvt Ltd	35,400.00	0.00	35,400.00	0.00
Rent Security	50,000.00	0.00	0.00	0.00
Total	22,92,707.60	0.00	22,42,707.60	0.00

Note No. 10(b) Loans and advances : Other loans and advances: Other Loans and Advances

₹ in rupees

Particulars	As at 31st March 2021		As at 31st March 2020	
	Long-term	Short-term	Long-term	Short-term
Other Loans and advances	0.00	37,39,943.73	0.00	40,37,049.00
Total	0.00	37,39,943.73	0.00	40,37,049.00

Note No. Other non-current assets

₹ in rupees

Particulars	As at 31st March 2021	As at 31st March 2020
FDR hypothecated with RSPCB (Note No.:13)	47,015.00	47,015.00
Total	47,015.00	47,015.00



Note No. 11 Inventories

₹ in rupees

Particulars	As at 31st March 2021	As at 31st March 2020
(Valued at cost or NRV unless otherwise stated)		
Raw Material	3,89,34,890.57	6,51,83,655.65
Finished Goods	68,94,825.45	3,70,48,800.00
WIP	20,49,204.00	1,21,14,345.93
Total	4,78,78,920.02	11,43,46,801.58

Note No. 12 Trade receivables

₹ in rupees

Particulars	As at 31st March 2021	As at 31st March 2020
Exceeding six months		
Unsecured, Considered Good	14,51,35,850.96	15,78,75,741.94
	14,51,35,850.96	15,78,75,741.94
Allowance for doubtful receivables	(18,59,51,717.72)	(6,86,88,778.56)
Total	(4,08,15,866.76)	8,91,86,963.38
Less than six months		
Unsecured, Considered Good	15,40,07,881.12	18,62,44,933.35
Total	15,40,07,881.12	18,62,44,933.35
Total	11,31,92,014.36	27,54,31,896.73

Note No. 12(a) Trade receivables:Exceeding six months:Unsecured, Considered Good

₹ in rupees

Particulars	As at 31st March 2021	As at 31st March 2020
Sundry Debtors	14,51,35,850.96	15,78,75,741.94
Total	14,51,35,850.96	15,78,75,741.94

Note No. 12(b) Trade receivables:Less than six months:Unsecured, Considered Good

₹ in rupees

Particulars	As at 31st March 2021	As at 31st March 2020
Sundry Debtors	15,40,07,881.12	18,62,44,933.35
Total	15,40,07,881.12	18,62,44,933.35

Note No. 13 Cash and cash equivalents

₹ in rupees

Particulars	As at 31st March 2021	As at 31st March 2020
Balance with banks		
Other balances with banks	17,00,730.96	9,41,607.40
Total	17,00,730.96	9,41,607.40
Cash in hand		
Cash in hand	4,60,706.03	57,06,086.56
Total	4,60,706.03	57,06,086.56
Other		
Total	0.00	0.00
Total	21,61,436.99	66,47,693.96

Note No. 13(a) Cash and cash equivalents:Balance with banks:Other balances with banks

₹ in rupees

Particulars	As at 31st March 2021	As at 31st March 2020
In Current Account	0.00	9,41,607.40
Kotak Mahindra Bank Limited	5,88,851.66	0.00
Bank of Baroda	6,15,485.03	0.00
State Bank of India 3008	23,053.00	0.00
State Bank of India 958	1,57,690.96	0.00
State Bank of India 3008	3,15,650.31	0.00
Total	17,00,730.96	9,41,607.40



Note No. 14 Other current assets

₹ in rupees

Particulars	As at 31st March 2021	As at 31st March 2020
Other Assets		
Any other assets	1,73,07,388.30	2,51,52,304.07
Total	1,73,07,388.30	2,51,52,304.07

Note No. 14(a) Other current assets:Other Assets:Any other assets

₹ in rupees

Particulars	31st March 2021	31st March 2020
Pre-Paid Insurance	60,852.00	49,353.00
Income Tax Demand	6,78,174.00	6,78,174.00
Advance Given to Suppliers	1,13,54,353.02	1,53,29,971.66
Balance With Govt.Authorities - GST	1,88,560.10	42,25,344.16
Income Tax Refundable	36,78,419.00	36,78,419.00
TDS	11,91,042.25	11,91,042.25
TCS Receivable	1,05,987.93	0.00
Advance office Rent	50,000.00	0.00
Total	1,73,07,388.30	2,51,52,304.07

Note No. 14(a)(a) Other current assets:Other Assets:Any other assets:Income Tax Demand

₹ in rupees

Particulars	31st March 2021	31st March 2020
Income Tax Demand (A.Y.2012-13)	4,86,426.00	4,86,426.00
Income Tax Demand (A.Y.2011-12)	1,63,280.00	1,63,280.00
Income Tax Demand (A.Y.2014-15)	28,468.00	28,468.00
Total	6,78,174.00	6,78,174.00

Note No. 14(a)(b) Other current assets:Other Assets:Any other assets:Advance Given to Suppliers


₹ in rupees

Particulars	31st March 2021	31st March 2020
Arihant Solvex Private Limited	0.00	6,490.00
BPCL	0.00	11,221.66
ERU Learning Solutions Pvt Ltd	0.00	22,000.00
Euro Travel Services [India]	0.00	3,98,041.00
Goldy Compu Care	0.00	16,175.00
Gopal Jee Healthy Products Private Limited	0.00	6,27,500.00
Govind Dairy Milk Pvt Ltd.	0.00	1,19,37,547.00
G.S.Tatiwala & Co.	0.00	58,875.00
Guinness Corporate Advisors Pvt. Ltd	0.00	53,000.00
Home Decore	0.00	1,72,019.00
Maa Pet Private Limited- Noida	0.00	26,287.00
Sameer Gupta - Jaipur (Chef)	0.00	50,000.00
ARM Research Private Limited	0.00	18,46,240.00
Amit Dhall	0.00	29,700.00
Dipen Dave	0.00	54,000.00
Raj Kumar Care Taker	0.00	18,900.00
Sharma Tea Center	1,13,54,353.02	1,976.00
Total	1,13,54,353.02	1,53,29,971.66

Note No. 14(a)(c) Other current assets:Other Assets:Any other assets:Income Tax Refundable

₹ in rupees

Particulars	31st March 2021	31st March 2020
Income Tax Refundable (A.Y.2018-19)	35,55,648.00	35,55,648.00
Income Tax Refundable (A.Y.2019-20)	1,22,771.00	1,22,771.00
Total	36,78,419.00	36,78,419.00



Note No. 14(a)(d) Other current assets:Other Assets:Any other assets:TDS

₹ in rupees

Particulars	31st March 2021	31st March 2020
TDS Receivable	28,591.00	28,591.00
Tds Receivable (Business Loan)	11,62,451.25	11,62,451.25
Total	11,91,042.25	11,91,042.25



Note No. 15 Revenue from operations

₹ in rupees

Particulars	31st March 2021	31st March 2020
Sale of products		
Revenue from sale of products, gross	29,21,11,720.26	48,10,09,453.21
	29,21,11,720.26	48,10,09,453.21
Less: Adjustments		
Returns on revenue from sale of products	(1,00,51,884.47)	(39,99,624.12)
	(1,00,51,884.47)	(39,99,624.12)
Net revenue from operations	28,20,59,835.79	47,70,09,829.09

Note No. 16 Other income

₹ in rupees

Particulars	31st March 2021	31st March 2020
Interest Income		
Interest from debtors	18,565.00	1,70,573.00
Interest on Fixed Deposits With SBI	0.00	2,98,821.00
	18,565.00	4,69,394.00
Other non-operating income		
Sale Of Scrap	1,77,231.65	1,40,683.71
Income form Reduction of the Loan liability	0.00	2,00,61,492.49
Misc income	27,000.00	13,310.00
Profit on disposal of tangible fixed assets	12,863.00	0.00
	2,17,094.65	2,02,15,486.20
Total	2,35,659.65	2,06,84,880.20

Note No. 17 Cost of material Consumed

₹ in rupees

Particulars	31st March 2021	31st March 2020
Inventory at the beginning		
Raw Material	6,51,83,655.65	18,90,09,153.00
	6,51,83,655.65	18,90,09,153.00
Add:Purchase		
Raw Material	23,37,78,244.61	45,30,04,921.46
	23,37,78,244.61	45,30,04,921.46
Add/Less:Other Adjustment		
Raw Material	0.00	(6,33,05,766.00)
	0.00	(6,33,05,766.00)
Less:-Inventory at the end		
Raw Material	4,09,31,409.58	6,51,83,655.65
	4,09,31,409.58	6,51,83,655.65
Total	25,80,30,490.68	51,35,24,652.81

Details of material consumed

₹ in rupees

Particulars	31st March 2021	31st March 2020
Raw Material		
Raw material	25,80,30,490.68	51,35,24,652.81
	25,80,30,490.68	51,35,24,652.81
Total	25,80,30,490.68	51,35,24,652.81

Details of inventory

₹ in rupees

Particulars	31st March 2021	31st March 2020
Raw Material		
Raw material	4,09,31,409.58	6,51,83,655.65
	4,09,31,409.58	6,51,83,655.65
Total	4,09,31,409.58	6,51,83,655.65



Raw Material: Other Adjustment

₹ in rupees

Particulars	31st March 2021	31st March 2020

Raw material	0.00	(6,33,05,766.00)
	0.00	(6,33,05,766.00)

Details of purchase

₹ in rupees

Particulars	31st March 2021	31st March 2020
Raw Material		
Raw material	23,37,78,244.61	45,30,04,921.46
	23,37,78,244.61	45,30,04,921.46
Total	23,37,78,244.61	45,30,04,921.46

Note No. 17 Value of import and indigenous material consumed

₹ in rupees

Particulars	Unit of Measurement	31st March 2021		31st March 2020	
		Value	Quantity	Value	Quantity
Raw Material					
Raw material		25,80,30,490.68	0.00	51,35,24,652.81	0.00
		25,80,30,490.68		51,35,24,652.81	

₹ in rupees

Particulars	31st March 2021		31st March 2020	
	Value	%to total Consumption	value	%to total Consumption
Raw Material				
Imported	0.00	0.00	0.00	0.00
Indigenous	25,80,30,490.68	100.00	51,35,24,652.81	100.00
	25,80,30,490.68	100.00	51,35,24,652.81	100.00

Note No. 18 Changes in inventories

₹ in rupees

Particulars	31st March 2021	31st March 2020
Inventory at the end of the year		
Finished Goods	68,94,825.45	1,21,14,345.93
Work-in-Progress	52,685.19	3,70,48,800.00
	69,47,510.64	4,91,63,145.93
Inventory at the beginning of the year		
Finished Goods	1,21,14,345.93	7,00,55,230.00
Work-in-Progress	3,70,48,800.00	5,40,72,100.00
	4,91,63,145.93	12,41,27,330.00
(Increase)/decrease in inventories		
Finished Goods	52,19,520.48	5,79,40,884.07
Work-in-Progress	3,69,96,114.81	1,70,23,300.00
	4,22,15,635.29	7,49,64,184.07

Note No. 19 Employee benefit expenses

₹ in rupees

Particulars	31st March 2021	31st March 2020
Salaries and Wages		
Salary and wages	1,19,00,604.00	1,64,68,602.50
	1,19,00,604.00	1,64,68,602.50
Contribution to provident and other fund		
Gratuity	(4,63,187.00)	8,80,456.00
	(4,63,187.00)	8,80,456.00
Staff welfare Expenses		
	4,93,788.00	7,52,036.78
Total	1,19,31,205.00	1,81,01,095.28

Note No. 20 Finance costs

₹ in rupees

Particulars	31st March 2021	31st March 2020
Interest		



JHANDEWALAS FOODS LIMITED

(F.Y. 2020-2021)

1st Floor, Upasana House, B-70, Rajendra Marg, Janta Store Circle, Jaipur,
Jaipur-302015

Interest on short-term loans from banks	0.00	44,94,532.38
Interest on long-term loans from banks	0.00	1,83,73,791.00
Interest on long-term loans from others	0.00	68,14,657.54
Other interest charges	54,48,640.00	4,92,300.61
Total	54,48,640.00	3,01,75,281.53

Note No. 21 Depreciation and amortization expenses

₹ in rupees

Particulars	31st March 2021	31st March 2020
Depreciation on tangible assets	49,74,130.00	56,65,346.00
Total	49,74,130.00	56,65,346.00

Note No. 22 Other expenses

₹ in rupees

Particulars	31st March 2021	31st March 2020
Rent	15,15,634.00	22,64,274.00
Legal and professional expenses	41,39,284.00	23,58,578.40
Telephone and postage expenses	4,57,185.48	5,18,337.52
Power and fuel	7,72,266.00	6,08,634.00
staff placement exp	1,50,153.00	1,07,485.00
Tour and travelling expenses	17,89,157.92	43,42,955.37
Commission paid to other selling agents	16,56,223.00	4,53,463.92
Printing and stationery	1,13,592.69	1,75,249.71
Insurance expenses	3,68,074.30	5,50,147.17
Bank charges	98,462.31	4,62,853.77
Factory expenses	18,37,177.52	7,38,452.87
Rebate and discount	22,94,139.33	12,32,159.79
Repairs and maintenance of other assets	18,75,221.65	8,66,259.03
Freight and cartage	20,31,690.43	19,34,539.32
Office expenses	7,65,462.78	7,23,274.01
Disallowed Charges	59,640.00	2,04,566.00
Donations	84,000.00	1,000.00
Sales Promotion and Advertising expenses	61,00,546.36	30,39,308.34
Miscellaneous expenditure	1,58,200.08	1,85,745.71
Audit fees	0.00	1,00,000.00
Balances written off	3,30,911.06	51,55,005.08
Provision for Doubtful Debts	11,87,56,507.16	6,65,36,601.19
Director Sitting Fee	0.00	16,000.00
Total	14,53,53,529.07	9,25,74,890.20

Note No. 22(a) Other expenses:Legal and professional expenses

₹ in rupees

Particulars	31st March 2021	31st March 2020
Legal and Professional Expenses	41,39,284.00	23,49,178.40
ROC Expenses	0.00	9,400.00
Total	41,39,284.00	23,58,578.40

Note No. 22(b) Other expenses:Telephone and postage expenses

₹ in rupees

Particulars	31st March 2021	31st March 2020
Telephone expenses	4,57,185.48	4,48,197.54
Postage Expenses	0.00	70,139.98
Total	4,57,185.48	5,18,337.52

Note No. 22(c) Other expenses:Tour and travelling expenses

₹ in rupees

Particulars	31st March 2021	31st March 2020
Travelling expenses	13,23,094.00	38,70,533.94
Conveyence expenses	4,66,063.92	4,72,421.43
Total	17,89,157.92	43,42,955.37



Note No. 22(d) Other expenses:Factory expenses

₹ in rupees

Particulars	31st March 2021	31st March 2020
Factory Expenses	14,62,118.92	6,39,486.17
Laboratory expenses	3,75,058.60	98,966.70
Total	18,37,177.52	7,38,452.87

Note No. 22(e) Other expenses:Repairs and maintenance of other assets

₹ in rupees

Particulars	31st March 2021	31st March 2020
Repair Plant and Machinery	11,82,559.36	2,69,444.02
Repair others	6,92,662.29	5,96,815.01
Total	18,75,221.65	8,66,259.03

Note No. 22(f) Other expenses:Miscellaneous expenditure

₹ in rupees

Particulars	31st March 2021	31st March 2020
Miscellaneous expenses	64,764.00	0.00
Membership Exp	93,063.00	1,60,034.00
Round Off	373.08	163.71
Listing fees	0.00	25,548.00
Total	1,58,200.08	1,85,745.71

Contingent liabilities and assets

₹ in rupees

Particulars	As at 31st March 2021	As at 31st March 2020
Sales Tax Matter under Litigation in respect of company	0.00	8,55,34,410.00
Income Tax / TDS Matter Under litigation	0.00	2,80,940.00
Total	0.00	8,58,15,350.00



JHANDEWALAS FOODS LIMITED
SIGNIFICANT ACCOUNTING POLICIES & NOTES ON FINANCIAL
STATEMENTS

Corporate information

Jhandewalas is FSSAI approved & ISO 22000:2005 certified company committed to international standards of product quality. The product portfolio includes Ghee, Pooha, Mangodi, Papad, Saffron under brand name Naman's and Cow Ghee under brand name Godhenu. Porridge, nachos & pasta under brand name Yumm Yoo. Refined groundnut oil under brand name Polki.

A. Significant Accounting Policies

1. **Basis of accounting:** -

These financial statements have been prepared in accordance with the Generally Accepted Accounting Principles in India (Indian GAAP) including the Accounting Standards notified under Section 133 of the Companies Act, 2013, read with Rule 7 of the Companies (Accounts) Rules, 2014 and the relevant provisions of the Companies Act, 2013.

2. **Use of Estimates**

The preparation of financial statements in conformity with Indian GAAP requires the management to make judgments, estimates and assumptions that affect the reported amounts of revenues, expenses, assets and liabilities and the disclosure of contingent liabilities, at the end of the reporting period. Although these estimates are based on the management's best knowledge of current events and actions, uncertainty about these assumptions and estimates could result in the outcomes requiring a material adjustment to the carrying amounts of assets or liabilities in future periods.

3. **Revenue Recognition:** -

Revenue is recognized to the extent that it is probable that the economic benefits will flow to the company and the revenue can be reliably measured.

• **Sale of Goods**

Revenue from sale of goods is recognized on transfer of all significant risks and rewards ownership to the buyer which is normally on dispatch of goods.

• **Interest Income**

Interest income is recognized on time proportion basis



4. **Property, Plant & Equipment** :-

Property, Plant & Equipment are stated at their original cost of acquisition including taxes, freight and other incidental expenses related to acquisition and installation of the concerned assets less depreciation till date.

Company has adopted cost model for all class of items of Property Plant and Equipment.

5. **Depreciation** :-

Depreciation on cost of fixed assets is provided on straight line method at estimated useful life, with the estimated useful life as specified in schedule of the companies Act, 2013.

6. **Investments** :-

On initial recognition, all investments are measured at cost. The cost comprises purchase price and directly attributable acquisition charges such as brokerage, fees and duties.

Current investments are carried in the financial statements at lower of cost and fair value determined on an individual investment basis. Long-term investments are carried at cost.

7. **Inventories** :-

Inventories are valued as under:-

1. Inventories : Lower of cost (FIFO/specific cost/Weighted average) or net realizable value
2. Scrap : At net realizable value.

8. **Retirement Benefits:-**

Employee benefit in the form of provident fund is a defined contribution scheme and the contributions are charged to the statement of profit and loss in the year of which the contributions to the respective funds are due. There are no other obligations other than the contribution payable to the respective authorities. Gratuity is a defined benefit Obligation and is provided for on the basis of an actuarial valuation on projected unit credit method made at the end of each financial year. Short term compensated absences are provided for based on estimates. Long term compensated absences are provided for based on actuarial valuation. The actuarial valuation is done as per projected unit credit method at the end of each financial year. Actuarial gains/losses are immediately taken to statement of profit and loss and are not deferred.

No provision for leave encashment has been provided for. The impact of the same on Profit & Loss is not determined



9. Taxes on Income:-

Provision for current tax is made on the basis of estimated taxable income for the current accounting year in accordance with the Income Tax Act, 1961. No provision of tax as required by AS-22 issued by the Institute of Chartered Accountants of India has been made due to uncertainty that sufficient taxable income against which such deferred tax assets/liabilities can be realized. The impact of same has also not been determined.

10. Provisions, Contingent Liabilities and Contingent Assets:- (AS-29)

Provisions are recognized only when there is a present obligation as a result of past events and when a reliable estimate of the amount of the obligation can be made.

Contingent Liabilities is disclosed in Notes to the account for:-

- (i) Possible obligations which will be confirmed only by future events not wholly within the control of the company or
- (ii) Present Obligations arising from past events where it is not probable that an outflow of resources will be required to settle the obligation or a reliable estimate of the amount of the obligation cannot be made.

Contingent assets are not recognized in the financial statement since this may result in the recognition of the income that may never be realized.

General:

Except wherever stated, accounting policies are consistent with the generally accepted accounting principles and have been consistently applied.

(B) Notes on Financial Statements

1. As per information received from MSME 1 creditor is registered as per MSME Act out of which four parties amounting to Rs. 2,61,02,077/- is due more than 45 days. Liability for interest on the same has not been provided for.
2. Salaries includes directors remuneration on account of salary Rs. 12,00,000/- (Previous Year Rs.12,00,000 /-)
3. Trade receivables, Trade payables, Loans & Advances and Unsecured Loans have been taken at their book value subject to confirmation and reconciliation.



4. Payments to Statutory Auditors:

Auditors Remuneration	2020-2021	2019-2020
Audit Fees	150000.00	100000.00
Certification fees	3100.00	2200.00
Total	153100.00	102200.00

5. Loans and Advances are considered good in respect of which company does not hold any security other than the personal guarantee of persons.

6. No provision for Leave Encashment has been made. The impact of the same on Profit & Loss is not determined

7. Advance to others includes advances to concerns in which directors are interested:

Name of Concern	Current Year Closing Balance as at 31-03-2021	Previous Year Closing Balance as at 31-03-2020
Jhanvi Jhandewalas Real Estate Developers	1050000.00	1050000.00
Jhanvi Jhandewalas Real Estate Developers Pvt Ltd.	93324.00	93324.00
Total	1143324.00	1143324.00

8. **Related Party Disclosure:**

i) Key Management Personnel

1. Raakesh B kulwal
2. Jinko Devi Koolwal

ii) Relative of Key Management Personnel and Directors

1. Bhanwar Lal Koolwal proprietor of M/s Harinarain Gyarsilal.
2. Renu Koolwal proprietor of M/s Himanshi Foods.

(iii) Enterprises owned or significantly influenced by Key Management personnel or their relatives

1. Jhanvi Jhandewalas Real estate Developers
2. Jhanvi Jhandewalas Real estate Developers Pvt Ltd.
3. Himanshi Foods (prop. Renu Koolwal)
4. Harinarain Gyarsilal (prop. Bhanwarlal Koolwal)



Transaction with Related parties/concerns

Name of Party	Relationship	Nature of Transaction	Transaction Value	Balance as on 31-03-2021	Balance as on 31-03-2020
Harinarayan Gyarsilal (Prop. Bhanwar Lal Koolwal)	Relative of Director and Shareholder	Sales	71,94,614/-	8,97,78,195/- Dr.	11,12,64,315/ -Dr
		Purchase	98,15,421/-		
Himanshi Foods (Prop. Renu Koolwal)	Relative of Director and Shareholder	Sales	8,77,777/-	10,005/-Cr	63,52,495/- Dr
		Purchase	68,91,524/-		
Jhanvi Jhandewalas Real Estate Developers	Group Entity	N.A	Nil	10,50,000/- Dr	10,50,000/- Dr
Jhanvi Jhandewalas Real Estate Developers Pvt Ltd.	Group Entity	N.A	Nil	93324/-Dr	93324/-Dr
Raakesh B Kulwal	Director	Salary	12,00,000/-	NIL	NIL

Details of Non Cash Transaction enter amongst related parties

The Company has squared up a portion of receivables from related parties, amounting to Rs. 11,73,76,420/-, by way of agreement to transfer of Properties in Company's favor in lieu of due amount vide agreements dated 5th September, 2019 and Rs. 73,36,000/- by way of an arbitration agreement dated 26th December, 2020. These properties have been included in Value of Fixed Assets of the Company but are yet to be registered in Company's favor. The Company has not charged depreciation on these properties. The said agreements are subject to NOC from financial institutions. The Details of the properties are as under :

S.No	Property Details	Transferor of the property	Value of Property
1	Shop No.350, Saraogi Mansion , M I. Road, Jaipur	Mr. Bhanwar Lal Koolwal Prop. Harinarayan Gyarsilal	45.69000/-
2	Shop No.351, Saraogi Mansion , M I. Road, Jaipur	Mr. Bhanwar Lal Koolwal Prop.	41,21,000/-



		Harinarayan Gyarsilal	
3	Shop No.352, Saraogi Mansion , M I. Road, Jaipur	Mr. Bhanwar Lal Koolwal Prop. Harinarayan Gyarsilal	41,21,000/-
4	Residential House at 143, Kailashpuri, Tonk Road, Jaipur	Mr. Bhanwar Lal Koolwal Prop. Harinarayan Gyarsilal	1,28,97,000/-
5	Land at Govindgarh , Chomu, Sikar Road, Jaipur	Mrs. Renu koolwal Prop. Himanshi Foods	3,74,08,500/-
6.	Land at Syao Village Chomu, Jaipur	Mr. Bhanwar Lal Koolwal Prop. Harinarayan Gyarsilal	3,45,60,205/-
7.	Land at Syao Village Chomu, Jaipur	Mr. Bhanwar Lal Koolwal Prop. Harinarayan Gyarsilal	1,96,99,715/-
	Total		11,73,76,420/-
8	Plot No 73, Sindhu Nagar, NH-11, Sikar Road, Jaipur	Property Owner Mr. Bhanwar Lal Koolwal vide Debtor Mr. Harinarayan Gyarsilal	73,36,000/-

Contingent liabilities

Particulars	March 31, 2021	March 31, 2020
Sales Tax Matter under Litigation	17,97,627	8,55,34,410.00
Income tax Matter under litigation	2,80,940.00	2,80,940.00

9. % of imported & indigenous raw material, trading material & consumables

Particulars	2021		2020	
	%	Amount	%	Amount
Imported	0.02	70,064	0.00	0.00
Indigenous	99.98	26,55,63,408	100.00	45,30,04,921



10. Value of Imports

Raw Material	Nil	Nil
Finished Goods	Nil	Nil

11. Expenditure in Foreign Currency Nil Nil

12. Earning in Foreign Exchange Nil Nil

13. The Covid-19 pandemic has severally disrupted business operation due to lockdown and other emergency measures imposed by the governments. The operations of the company were impacted, due to shutdown of the projects and offices following nationwide lockdown. The concern continues with the operations in phased manner in line with directives of authorities. The company has evaluated the impact of this pandemic on its business operations, liquidity and financial position and based on the managements review of the current indicators and economic conditions there is material impact on its financial results as at 31st March, 2021 as well as financial statement as at 31st March, 2020 however the company has growth potential in new future as per expected cash flow.

The impact assessment of COVID-19 is a continuing process given the uncertainties associated with its nature and duration and accordingly the impact may be different from estimated as on the date of these financial results. The concern will continue to monitor any material changes to future economic conditions.

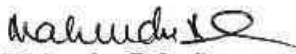
14. Previous year figures have been regrouped/rearranged wherever necessary.


Signature to notes 1 to 14

In terms of Our Separate Audit Report of Even Date Attached.

For MSG & Associates
Chartered Accountants

For Jhandewalas Foods Limited


(Mahendra Balani)
Partner
Membership No. 076396
Registration No. 0010254C
Place:- Jaipur


Raakesh B Kulwal
Chairman & Managing
Director
DIN : 00615150


Jinko Devi Koolwal
Director
DIN : 02531975


Irfan Naqvi
Chief Financial Officer
PAN - ABZPN5732G

Date: - 31st March, 2022
UDIN: 22076396AGCJH 28050



Statement on Impact of Audit Qualifications (for audit report with modified opinion) submitted along-with Annual Audited Financial Results - (Standalone)

Statement on Impact of Audit Qualifications for the Financial Year ended March 31, 2021
[See Regulation 33 / 52 of the SEBI (LODR) (Amendment) Regulations, 2016]

Sl. No.	Particulars	Audited Figures (as reported before adjusting for qualifications)	Adjusted Figures (audited figures after adjusting for qualifications)
1	Turnover / Total income	282,295,495.44	282,295,495.44
2	Total Expenditure	467,953,630.04	467,953,630.04
3	Net Profit/(Loss)	(185,658,134.60)	(185,658,134.60)
4	Earnings Per Share	0.00	0.00
5	Total Assets	346,829,323.28	346,829,323.28
6	Total Liabilities	346,829,323.28	346,829,323.28
7	Net Worth	(256,204,576.45)	(256,204,576.45)
8	Any other financial item(s) (as felt appropriate by the management)	-	-

II. Audit Qualification (each audit qualification separately):

Qualification 1:

a. **Details of Audit Qualification:** The Accumulated losses of the Company is Rs. 3588.08 Lakhs (Previous period Loss Rs. 1731.63 Lakhs) and its net worth is negative Rs. 2562.04 Lakhs (Previous period positive Rs. 705.59 Lakhs) as at the end of the reporting period which indicates erosion of Net worth of the Company.

b. **Type of Audit Qualification :** Qualified Opinion / Disclaimer of Opinion / Adverse Opinion:
Qualified Opinion

c. **Frequency of qualification:** Whether appeared first time / repetitive / since how long continuing: *First time*

d. **For Audit Qualification(s) where the impact is quantified by the auditor, Management's Views:** - *In view of the above mentioned qualification, it is already quantified.*

e. **For Audit Qualification(s) where the impact is not quantified by the auditor:**

(i) **Management's estimation on the impact of audit qualification:** *In view of the above mentioned qualification, it is already quantified.*

(ii) **If management is unable to estimate the impact, reasons for the same:** *NA*

(iii) **Auditors' Comments on (i) or (ii) above:** *As per point (i).*



OPAKESLPIK

Qualification 2:

a. **Details of Audit Qualification:** Company has not made any Provision for Interest on Cash Credit Facility availed from State Bank of India, Axis Bank and Kotak Mahindra Bank Term Loan and Kotak Mahindra Bank Overdraft Facility account. Refer Note 3(a) to the financial statement after one time settlement with SBI and Kotak Mahindra banks, bank statement is not available for verification and interest amount not quantified. This is because of classification of its account by the concerned State Bank of India as Non-performing Assets (NPA). Axis Bank, SBI and Kotak Mahindra Bank has filed suit against recovery of outstanding with Debt Recovery Tribunal, Jaipur during the F Y 2021-22

b. **Type of Audit Qualification :** Qualified Opinion / Disclaimer of Opinion / Adverse Opinion:
Qualified Opinion

c. **Frequency of qualification:** Whether appeared first time / repetitive / since how long continuing: *First time*

d. **For Audit Qualification(s) where the impact is quantified by the auditor, Management's Views:** *The Company has not received any bank statement therefore due to unavailability of bank statement for verification, interest amount cannot be quantified.*

e. **For Audit Qualification(s) where the impact is not quantified by the auditor:**

(i) Management's estimation on the impact of audit qualification: *The Company has not received any bank statement therefore due to unavailability of bank statement for verification, interest amount cannot be quantified.*

(ii) If management is unable to estimate the impact, reasons for the same: NA

(iii) Auditors' Comments on (i) or (ii) above: *As per point (i).*

Qualification 3:

a. **Details of Audit Qualification:** Company has received Notice u/s. 13(2) and Section 13(4) of Securitization and Reconstruction of Financial Assets and Enforcement of Security Interest Act, 2002 (No.3 of 2002) dated 25/11/2019 from State Bank of India, as the operation of and conduct of the financial assistance / credit facilities have become irregular and company's debt with its bankers has been classified as Non Performing Asset (NPA) as per the guidelines issued by RBI.

b. **Type of Audit Qualification :** Qualified Opinion / Disclaimer of Opinion / Adverse Opinion:
Qualified Opinion

c. **Frequency of qualification:** Whether appeared first time / repetitive / since how long continuing: *Second time*

d. **For Audit Qualification(s) where the impact is quantified by the auditor, Management's Views:** *In view of the above mentioned qualification; there is no need to quantify.*

e. **For Audit Qualification(s) where the impact is not quantified by the auditor:**

(i) Management's estimation on the impact of audit qualification: *In view of the above mentioned qualification, there is no need to quantify.*

(ii) If management is unable to estimate the impact, reasons for the same: NA

(iii) Auditors' Comments on (i) or (ii) above: *As per point (i).*

Qualification 4:

a. **Details of Audit Qualification:** During the previous year State Bank of India, Stressed Assets Management Branch ("SAMB"), New Delhi vide their letter no. SAMB-II/CL/VI-2019-20/3342



PRANAV K

dated 06/03/2020 have absolutely assigned all the rights, title and interest in financial assistance in favor of SAMB, New Delhi", in response to this action, SAMB has published an advertisement for sale of primary collateral security entire fixed assets including factory building, situated at Plot No. 551-B, Road No. 6, V.K.I.A., RIICO Industrial Area, Sikar Road, Jaipur.

b. **Type of Audit Qualification** : Qualified Opinion / Disclaimer of Opinion / Adverse Opinion
Qualified Opinion

c. **Frequency of qualification**: Whether appeared first time / repetitive / since how long continuing. *Second time*

d. **For Audit Qualification(s) where the impact is quantified by the auditor, Management's Views**: *In view of the above mentioned qualification, there is no need to quantify.*

e. **For Audit Qualification(s) where the impact is not quantified by the auditor:**

(i) Management's estimation on the impact of audit qualification: *In view of the above mentioned qualification, there is no need to quantify.*

(ii) If management is unable to estimate the impact, reasons for the same: *NA*

(iii) Auditors' Comments on (i) or (ii) above: *As per point (i).*

Qualification 5:

a. **Details of Audit Qualification**: Balances of Loans, Sundry Debtors, Loans and Advances and Current Liabilities are subject to confirmation from the respective parties and reconciliations, if any.

b. **Type of Audit Qualification** : Qualified Opinion / Disclaimer of Opinion / Adverse Opinion
Qualified Opinion

c. **Frequency of qualification**: Whether appeared first time / repetitive / since how long continuing: *Second time*

d. **For Audit Qualification(s) where the impact is quantified by the auditor, Management's Views**: *As per our opinion, required provisions have been made therefore, there is no need to quantify.*

e. **For Audit Qualification(s) where the impact is not quantified by the auditor:**

(i) Management's estimation on the impact of audit qualification: *As per our opinion, required provisions have been made therefore, there is no need to quantify.*

(ii) If management is unable to estimate the impact, reasons for the same: *NA*

(iii) Auditors' Comments on (i) or (ii) above: *As per point (i).*

Qualification 6:

a. **Details of Audit Qualification**: The company has squared up a portion of receivable from related parties amounting to Rs. 76,36,000 by way of an arbitration agreement dated 26th December, 2020 to transfer of properties in company favor in lieu of due amount vide agreement. The properties have been included in value of fixed assets of the company but yet to register in company favor. Please refer note no. 3(a).

b. **Type of Audit Qualification** : Qualified Opinion / Disclaimer of Opinion / Adverse Opinion
Qualified Opinion

c. **Frequency of qualification**: Whether appeared first time / repetitive / since how long continuing: *Second time*



P. K. & Associates

d. For Audit Qualification(s) where the Impact is quantified by the auditor, Management's Views: *The above mentioned qualification is as per the arbitration agreement therefore, it cannot be quantified.*

e. For Audit Qualification(s) where the Impact is not quantified by the auditor:

(i) Management's estimation on the Impact of audit qualification: *The above mentioned qualification is as per the arbitration agreement therefore, it cannot be quantified.*

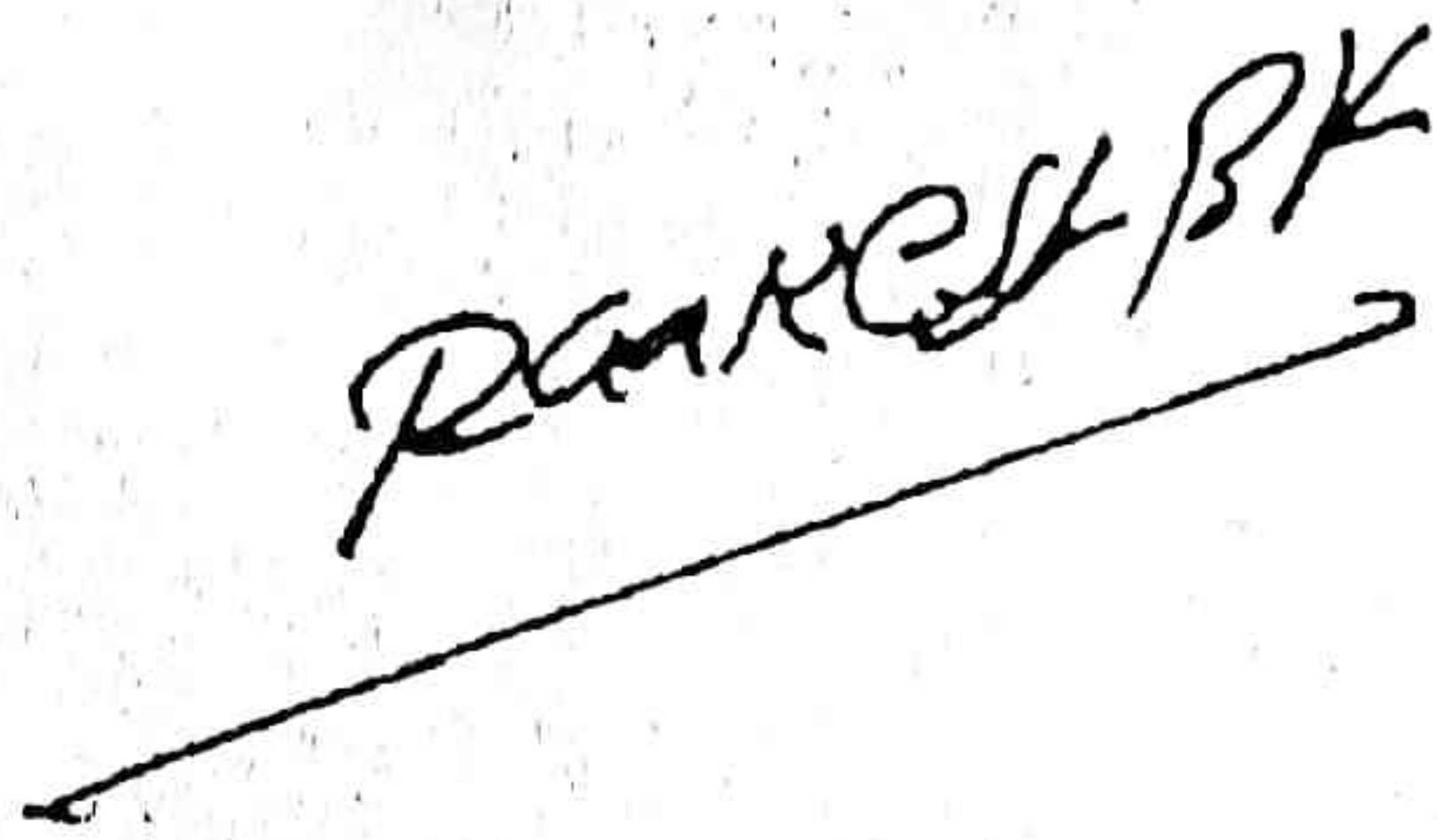
(ii) If management is unable to estimate the impact, reasons for the same: NA

(iii) Auditors' Comments on (i) or (ii) above: *As per point (i).*

III. Signatories:


CEO/Managing Director:

Mr. Raakesh B Kulwal



CFO:

Mr. Irfan Naqvi



Audit Committee Chairman:

Mr. Manan Jain



Statutory Auditor:

Mr. Mahendra Balani
Partner of M/s MSG and Associates



Place: Jaipur

Date: 31.05.2022