



CIN: L15421MP2011PLC027287

GSTIN: 23AAGCP3350D1ZW

# Parvati Sweetners And Power Limited

Registered Office: Hall No. 2. Shopping Complex, Gomantika Parisar, Jawahar Chowk, Bhopal-462003 (MP), Ph. No. 0755 - 4009254, Email: info@parvatisweetners.com

PSPL/SE/PC/2021-22

Online filing at [www.listing.bseindia.com](http://www.listing.bseindia.com)

29<sup>th</sup> October, 2021

To,  
The General Manager  
DCS-CRD  
BSE Ltd.  
Rotunda Building  
P.J. Tower, Dalal Street, Fort  
Mumbai - 400001

Scrip Code: 541347

Symbol: PARVATI

ISIN: INE295Z01015

**Sub: Submission of the Standalone Un-audited Financial Results and Limited Review Report for the Quarter/Halfyear ended on 30<sup>th</sup> September, 2021 as per Regulation 33 of SEBI (LODR) Regulation, 2015.**

Dear Sir/Madam,

This is in continuation of our letter no. PSPL/SE/PC/2021-22 dated 22<sup>nd</sup> October, 2021 regarding intimation of holding 07/2021-22 Meeting of Board of Directors on Friday 22<sup>nd</sup> October, 2021 at 03:30 P.M. for consideration of the Standalone Quarterly/Half yearly Un-audited Financial Results and Limited Review Report of the auditors for the quarter/half year ended 30<sup>th</sup> September, 2021.

Pursuant to Regulation 33 of SEBI (LODR) Regulation, 2015, we are pleased to submit the followings;

- Un-audited Financial Results for the quarter/halfyear ended 30<sup>th</sup> September, 2021.
- Limited Review Report for the quarter/halfyear ended 30<sup>th</sup> September, 2021.
- Standalone Un-Audited Statement of Assets and Liabilities for the half year ended 30<sup>th</sup> September, 2021.
- Standalone Un-Audited Statement of Cash Flow for the half year ended 30<sup>th</sup> September, 2021.

which were also considered and approved by the Audit Committee and the Board of Directors of the Company at their meeting held on 29<sup>th</sup> October, 2021.


We are also in process of filing the aforesaid unaudited Financial Results in XBRL Format within the stipulated time and the same shall be hosted on the website of Company at [www.parvatisweetners.co.in](http://www.parvatisweetners.co.in).

The meeting of Board of Director's commenced at 03:30 P.M. and concluded at 07:30 P.M.

The enclosed results will also be published in Hindi (vernacular) and widely circulated English Newspaper.

You are requested to taken on record the Standalone Unaudited Financial Results and Limited Review Report for your reference and record.

Thanking You,  
Yours Faithfully,  
For, PARVATI SWEENTERS AND POWER LIMITED

  
POONAM CHOUKSEY  
DIRECTOR  
DIN: 02110270  
Encl: a/a



For Parvati Sweetners and Power Ltd.

  
Director/Authorised Signatory



# Khare Pamecha & Co.

## Chartered Accountants

© M-343, Gautam Nagar, Bhopal - 462023 © 0755-4280476

### Limited Review Report on Interim Financial Results

Review report to the Board of Directors of **Parvati Sweetners & Power Ltd.**

We have reviewed the accompanying statement of Unaudited Financial Results of **Parvati Sweetners & Power Ltd.** for the Quarter ended on 30<sup>th</sup> September 2021. This statement is the responsibility of the Company's Management and has been approved by the Board of Directors. Our responsibility is to issue a report on these financial statements based on our review.

We conducted our review of the Statement in accordance with the Standard on Review Engagements (SRE) 2410, 'Review of Interim Financial Information Performed by the Independent Auditor of the Entity' issued by the Institute of Chartered Accountants of India. This standard requires that we plan and perform the review to obtain moderate assurance as to whether the financial statements are free of material misstatement except for the matter showing in EOM paragraph. A review is limited primarily to inquiries of company personnel and analytical procedures applied to financial data and thus provides less assurance than an audit. We have not performed an audit and accordingly, we do not express an audit opinion.


### Emphasis of Matter Paragraph

We draw attention to the following matters in the quarterly financial results.

We are unable to obtain direct/indirect confirmation w.r.t closing balances as well as transactions if any in 6 Bank accounts totaling to Rs. 9,17,233.64/-.

Based on our review conducted as above, nothing has come to our attention that causes us to believe that the accompanying statement of unaudited financial results prepared in accordance with applicable accounting standards and other recognized accounting practices and policies has not disclosed the information required to be disclosed in terms of Regulation 33 of the SEBI (Listing Obligations and Disclosure Requirements) Regulations, 2015 including the manner in which it is to be disclosed or that it contains any material misstatement.

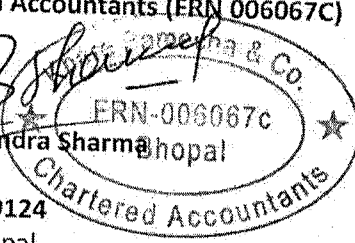
For Khare Pamecha & Co.  
Chartered Accountants (ERN 006067C)

  
CA Bhupendra Sharma  
Partner  
M.No. 409124

Place: Bhopal

Date: 29.10.2021



UDIN: 21409124AAAAII4244



Particulars	Quarter Ended			Standalone Half Year Ended		Standalone Year Ended
	3 Months ended	Preceding 3 Months ended	Corresponding 3 months ended in the previous year	Year to date figures for six months ended	Year to date figures for six months ended	Current Year ended
	30-09-21	30-06-21	30-09-20	30-09-21	30-09-20	31-03-21
	Unaudited	Unaudited	Unaudited	Unaudited	Unaudited	Audited
<b>1. Revenue from operations</b>	1320.24	1320.01	1818.27	2640.25	2432.88	5854.14
<b>2. Other income</b>	3.78	0.11	0.13	3.89	0.23	28.49
<b>3. Total Revenue (1 + 2)</b>	<b>1324.02</b>	<b>1320.12</b>	<b>1818.40</b>	<b>2644.14</b>	<b>2433.11</b>	<b>5882.63</b>
<b>4. Expenses</b>						
Cost of materials consumed	252.84	221.14	14.97	473.98	148.93	6437.39
Changes in inventories of finished goods, work-in-progress and stock in trade	805.69	813.70	1267.91	1619.39	1893.87	-2216.46
Employee benefits expense	17.41	13.40	78.29	30.81	111.41	217.77
Finance costs	79.04	101.41	82.31	180.45	126.23	287.66
Depreciation and amortisation expense	110.54	110.54	122.55	221.08	245.10	445.06
Other expenses	48.01	59.19	108.06	107.20	154.72	583.87
<b>Total Expenses</b>	<b>1313.53</b>	<b>1319.38</b>	<b>1674.09</b>	<b>2632.91</b>	<b>2680.26</b>	<b>5755.29</b>
<b>5. Profit before exceptional item and tax (3 - 4)</b>	<b>10.49</b>	<b>0.74</b>	<b>144.31</b>	<b>11.23</b>	<b>-247.15</b>	<b>127.34</b>
<b>6. Exceptional Item</b>	0.00	0.00	0.00	0.00	0.00	1.25
<b>7. Profit before tax (6-5)</b>	<b>10.49</b>	<b>0.74</b>	<b>144.31</b>	<b>11.23</b>	<b>-247.15</b>	<b>126.09</b>
<b>8. Tax Expense</b>						
(1) Current Tax	0.00	0.00	0.00	0.00	0.00	0.00
(2) Deferred Tax	1.96	-9.75	-3.04	-7.79	-6.08	2.00
<b>9. Profit for the period (7-8)</b>	<b>8.54</b>	<b>10.49</b>	<b>147.35</b>	<b>19.02</b>	<b>-241.07</b>	<b>124.09</b>
<b>10. Other comprehensive income</b>						
A. Items that will not be reclassified to profit or loss						
-Remeasurement of net defined benefit obligation (net of taxes)	0.00	0.00	0.00	0.00	0.00	0.00
<b>Total comprehensive income</b>	<b>8.54</b>	<b>10.49</b>	<b>147.35</b>	<b>19.02</b>	<b>-241.07</b>	<b>124.09</b>
<b>11. Paid-up equity share capital (Face value per share of Re 5/- each)</b>	<b>4509.00</b>	<b>4509.00</b>	<b>3542.70</b>	<b>4509.00</b>	<b>3542.70</b>	<b>3542.70</b>
<b>12. Other Equity</b>						2279.40
<b>13. Earnings per equity share (not annualised for quarter)</b>						
(1). Basic	0.01	0.01	0.21	0.02	-0.34	0.18
(2). Diluted	0.01	0.01	0.21	0.02	-0.34	0.18

Notes:

- The statement of unaudited financial results for the quarter and Six Month ended September 30, 2021 has been reviewed by the audit committee and approved by the board of directors at their respective meeting held on 29-10-2021.
- The statutory auditors of Parvati Sweetners and Power Limited ('the Company') have carried out limited review of above results in term of regulation 33 of SEBI (Listing Obligation and Disclosure Requirements) regulation, 2015
- The Company has allotted 1,93,26,065 fully paid up equity shares in April 2021 to Non-promoters through Preferential Issue with the approval of BSE. Hence the paid-up equity share capital of Company with the aforesaid allotments has increased from Rs. 35,42,69,585/- divided into 7,08,53,917 Equity shares of Rs. 5/- each to Rs. 45,08,99,910.00/- divided into 9,01,79,982.00 Equity Shares of Rs. 5/- each.
- Figures of the previous periods have been regrouped and reclassified where ever necessary and feasible, in order to make them comparable.
- The company is engaged in only one segment viz manufacturing of sugar, as such there is no separate reportable segment as per the Ind AS 108 Operating Segment.



For & on behalf of the Board of Directors  
 Parvati Sweetners and Power Limited

Poonam Chouksey  
 Managing Director  
 DIN: 02110270


Director/Authorised Signatory

PARVATI SWEETNERS AND POWER LIMITED  
CIN : L15421MP2011PLC027287  
BALANCE SHEET AS AT 31ST MARCH 2021


Particulars	As at 30th September 2021	As at 31st March 2021
<b>ASSETS</b>		
<b>Non-current assets</b>		
(a) Property, Plant and Equipment	4,768.65	4,984.04
(b) Capital work-in-progress	712.70	712.12
(c) Financial assets		
(i) Non current investments	2.60	2.60
(ii) Loans	2,134.11	2,139.11
(d) Other non-current assets	32.66	33.69
<b>Total non-current assets</b>	<b>7,650.72</b>	<b>7,871.56</b>
<b>Current assets</b>		
(a) Inventories	4,030.82	5,650.21
(b) Financial assets		
(i) Current investments	-	-
(ii) Trade receivables	731.39	830.07
(iii) Cash and cash equivalents	109.53	17.98
(iv) Bank balances other than (iii) above	-	-
(v) Loans	1,378.02	811.27
(c) Other current assets	342.29	315.32
<b>Total current assets</b>	<b>6,592.05</b>	<b>7,624.85</b>
<b>Total assets</b>	<b>14,242.77</b>	<b>15,496.41</b>
<b>EQUITY AND LIABILITIES</b>		
<b>Equity</b>		
(a) Equity share capital	4,509.00	3,542.70
(b) Other equity	2,298.43	2,279.40
<b>Total equity</b>	<b>6,807.43</b>	<b>5,822.10</b>
<b>Liabilities</b>		
<b>Non-current liabilities</b>		
(a) Financial liabilities		
(i) Long term borrowings	1,575.74	845.91
(ii) Other Financial liabilities	2,867.13	4,041.89
(b) Provisions	-	-
(c) Deferred tax liabilities (net)	425.18	432.97
<b>Total non-current liabilities</b>	<b>4,868.05</b>	<b>5,320.77</b>
<b>Current liabilities</b>		
(a) Financial liabilities		
(i) Borrowings	1,708.85	3,016.25
(ii) Trade payables	316.15	587.69
(iii) Other financial liabilities	486.22	649.19
(b) Other current liabilities	52.87	95.96
(c) Provisions	3.20	4.45
(d) Current tax liabilities (net)	-	-
<b>Total current liabilities</b>	<b>2,567.29</b>	<b>4,353.54</b>
<b>Total liabilities</b>	<b>7,435.34</b>	<b>9,674.31</b>
<b>Total equity and liabilities</b>	<b>14,242.77</b>	<b>15,496.41</b>

For Parvati Sweetners and Power Ltd. 0.00

-0.00



*[Signature]*  
Director/Authorised Signatory



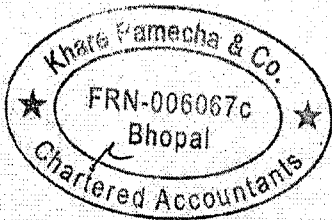
PARVATI SWEETNERS AND POWER LIMITED

CIN : L15421MP2011PLC027287

CASH FLOW STATEMENT FOR THE PERIOD ENDED 31ST MARCH 2021

(Rs. in Lakhs)

	As on 30th September, 2021	As at 31st March, 2021
<b>Cash Flow from Operating Activities</b>		
Profit before tax and extraordinary items	11.24	126.09
<b>Adjusted for :</b>		
Depreciation / amortization expense	221.08	445.06
Interest Income	-0.25	-0.36
Finance Cost	180.45	287.66
<b>Operating profit before working capital changes</b>	<b>408.88</b>	<b>858.45</b>
<b>Adjusted for :</b>		
Trade and other receivables	-495.03	390.81
Inventories	1,619.39	-2,216.46
Trade and other payables	-478.85	773.28
<b>Cash Generated from Operations</b>	<b>1,054.39</b>	<b>-193.92</b>
Taxes Paid (Net)	-	-
<b>Net Cash Generated from / (Used in) Operating Activities</b>	<b>1,054.39</b>	<b>-193.92</b>
<b>Cash Flow from Investing Activities</b>		
Purchase of Property, plant & equipments	-5.69	-149.70
Capital work in progress, Capital Advances	-0.58	-115.18
Interest Received	0.25	0.36
Loans and advances Long Term	6.02	108.96
<b>Net Cash (Used in) / Generated from Investing Activities</b>	<b>3.65</b>	<b>-155.56</b>
<b>Cash Flow from Financing Activities</b>		
Proceeds from Share Capital	966.30	-
Proceeds from Long Term Borrowings	729.83	-509.64
Repayment of Long Term Borrowings	-1,174.76	231.56
Repayment of Short Term Borrowings	-1,307.40	646.98
Finance costs	-180.45	-287.66
<b>Net Cash (Used in) Financing Activities</b>	<b>-966.48</b>	<b>81.24</b>
<b>Net Increase / (Decrease) in Cash &amp; Cash Equivalents (A+B+C)</b>	<b>91.55</b>	<b>-268.24</b>
Cash & Cash Equivalents at Beginning of the Year	17.98	286.22
Cash & Cash Equivalents at End of the Year	109.53	17.98
<b>Increase / (Decrease) in Cash &amp; Cash Equivalents</b>	<b>91.55</b>	<b>-268.24</b>
<b>Cash &amp; Cash Equivalents comprises</b>		
Cash on hand	25.87	3.78
Balances with banks	83.66	14.20



For Parvati Sweetners and Power Ltd.

Director/ Authorised Signatory

