

एनएमडीसी



**NMDC**

**एन एम डी सी लिमिटेड**  
**NMDC Limited**

(भारत सरकार का उद्यम) (A GOVT. OF INDIA ENTERPRISE)

पंजीकृत कार्यालय : 'खनिज भवन', 10-3-311/ए, कैसल हिल्स, मासाब टैंक, हैदराबाद - 500 028.

Regd. Office : 'Khanij Bhavan' 10-3-311/A, Castle Hills, Masab Tank, Hyderabad - 500 028.

नेगम पहचान संख्या / Corporate Identity Number : L13100TG1958 GOI 001674

No.18(5)/2024-Sectt.

28.05.2024

<b>BSE Limited</b> Phiroze Jeejeebhoy Towers Dalal Street, Mumbai – 400001	<b>National Stock Exchange of India Limited</b> Exchange Plaza, C- 1,Block G, Bandra-Kurla Complex, Bandra (East), Mumbai – 400051
<b>Calcutta Stock Exchange Limited</b> 7, Lyons Range, Murgighata, Dalhousie, Kolkata, West Bengal 700001	

Dear Sir / Madam,

**Sub: Corporate Investors' Presentation on Company's Performance for the quarter and year ended 31.03.2024.**

**Ref: Regulation 30 of SEBI (Listing Obligations and Disclosure Requirements) Regulations, 2015; BSE Equity Scrip ID: 526371, NSE Security ID: NMDC.**

Reference the captioned subject, kindly note that Corporate Investors' Presentation on Company's Performance for the quarter and year ended 31.03.2024 is enclosed herewith for kind reference.

Please take note of the above information.

Thanking you,

Yours faithfully,  
for NMDC Limited

A.S. Pardha Saradhi  
Executive Director &  
Company Secretary

Encl: As above.

# *NMDC Limited* *Financial Results* *FY 2023-24*

27.05.2024

एनएमडीसी



NMDC

# Disclaimer

- This presentation is issued by NMDC Limited (the “**Company**”) for general information purposes only, without regard to specific objectives, suitability, financial situations and needs of any particular person and does not constitute any recommendation or form part of any offer or invitation or inducement to sell or issue, or any solicitation of any offer to purchase or subscribe for, any securities of the Company, nor shall it or any part of it or the fact of its distribution form the basis of, or be relied on in connection with, any contract or commitment therefor. This presentation does not solicit any action based on the material contained herein. Nothing in this presentation is intended by the Company to be construed as legal, accounting or tax advice.
- **This presentation has been prepared by the Company based upon information available in the public domain.** This presentation has not been approved and will not or may not be reviewed or approved by any statutory or regulatory authority in India or by any Stock Exchange in India. This presentation may include statements which may constitute forward-looking statements. The actual results could differ materially from those projected in any such forward-looking statements because of various factors. The Company assumes no responsibility to publicly amend, modify or revise any forward-looking statements, on the basis of any subsequent developments, information or events, or otherwise.
- This presentation contains certain forward-looking statements relating to the business, financial performance, strategy and results of the Company and/or the industry in which it operates. Forward-looking statements are statements concerning future circumstances and results, and any other statements that are not historical facts, sometimes identified by the words "believes", "expects", "predicts", "intends", "projects", "plans", "estimates", "aims", "foresees", "anticipates", "targets", and similar expressions. The forward-looking statements, including those cited from third party sources, contained in this presentation are based on numerous assumptions and are uncertain and subject to risks. A multitude of factors including, but not limited to, changes in demand, competition and technology, can cause actual events, performance or results to differ significantly from any anticipated development. Neither the Company nor its affiliates or advisors or representatives nor any of its or their parent or subsidiary undertakings or any such person's officers or employees guarantees that the assumptions underlying such forward-looking statements are free from errors nor does either accept any responsibility for the future accuracy of the forward-looking statements contained in this Presentation or the actual occurrence of the forecasted developments. Forward-looking statements speak only as of the date of this presentation. As a result, the Company expressly disclaims any obligation or undertaking to release any update or revisions to any forward-looking statements in this presentation as a result of any change in expectations or any change in events, conditions, assumptions or circumstances on which these forward looking statements are based.
- The information contained in these materials has not been independently verified. None of the Company, its Directors, Promoter or affiliates, nor any of its or their respective employees, advisers or representatives or any other person accepts any responsibility or liability whatsoever, whether arising in tort, contract or otherwise, for any errors, omissions or inaccuracies in such information or opinions or for any loss, cost or damage suffered or incurred howsoever arising, directly or indirectly, from any use of this document or its contents or otherwise in connection with this document, and makes no representation or warranty, express or implied, for the contents of this document including its accuracy, fairness, completeness or verification or for any other statement made or purported to be made by any of them, or on behalf of them, and nothing in this document or at this presentation shall be relied upon as a promise or representation in this respect, whether as to the past or the future. Past performance is not a guide for future performance. The information contained in this presentation is current, and if not stated otherwise, made as of the date of this presentation. The Company undertake no obligation to update or revise any information in this presentation as a result of new information, future events or otherwise. Any person/ party intending to provide finance/ invest in the shares/ businesses of the Company shall do so after seeking their own professional advice and after carrying out their own due diligence procedure to ensure that they are making an informed decision.
- This presentation is strictly confidential and may not be copied or disseminated, in whole or in part, and in any manner or for any purpose. No person is authorized to give any information or to make any representation not contained in or inconsistent with this presentation and if given or made, such information or representation must not be relied upon as having been authorized by any person. Failure to comply with this restriction may constitute a violation of the applicable securities laws. This presentation is not intended for distribution or publication in the United States. Neither this document nor any part or copy of it may be distributed, directly or indirectly, in the United States. The distribution of this document in certain jurisdictions may be restricted by law and persons in to whose possession this presentation comes should inform themselves about and observe any such restrictions. By reviewing this presentation, you agree to be bound by the foregoing limitations. You further represent and agree that (i) you are located outside the United States and you are permitted under the laws of your jurisdiction to receive this presentation or (ii) you are located in the United States and are a “qualified institutional buyer” (as defined in Rule 144A under the Securities Act of 1933, as amended (the “**Securities Act**”).
- This presentation is not an offer to sell or a solicitation of any offer to buy the securities of the Company in the United States or in any other jurisdiction where such offer or sale would be unlawful. Securities may not be offered, sold, resold, pledged, delivered, distributed or transferred, directly or indirectly, in to or within the United States absent registration under the Securities Act, except pursuant to an exemption from, or in a transaction not subject to, the registration requirements of the Securities Act and in compliance with any applicable securities laws of any state or other jurisdiction of the United States. The Company's securities have not been and will not be registered under the Securities Act.

# Physical Performance in FY24 (Q4 v/s Q4 CPLY)

132.40



Production (LT)

CPLY: 141.26 LT  
(Best ever)

6%

125.41



Sales (LT)

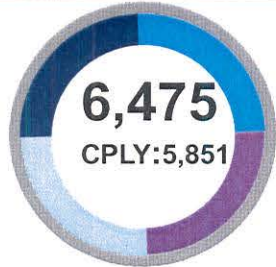
CPLY: 124.10 LT  
(2<sup>nd</sup> Best)

Best Ever

1%

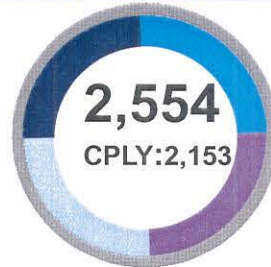
# Financial Performance in FY24 (Q4 v/s Q4 CPLY)

Revenue from operation (INR Cr) **11%**



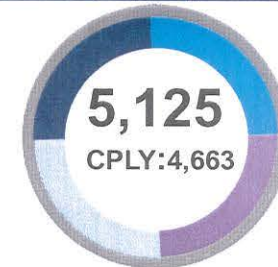
Best Ever: 6,848 INR Cr in Q4 FY'21

EBITDA (INR Cr) **19%**



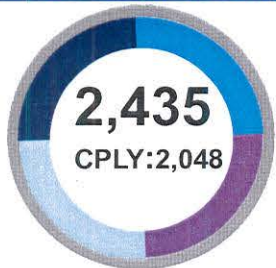
Best Ever: 4,330 INR Cr in Q4 FY'21

Average Sales Realization (Rs / T) **10%**



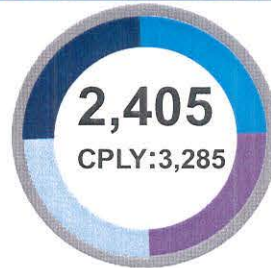
Best Ever: 6,138 INR Cr in Q4 FY'21

PBT (INR Cr) (before Exceptional item) **19%**



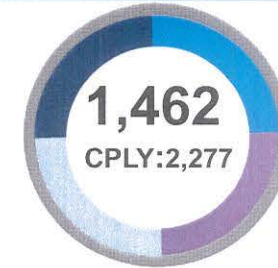
Best Ever: 4,267 INR Cr in Q4 FY'21

PBT (INR Cr) (after Exceptional item) **27%**



Best Ever: 4,267 INR Cr in Q4 FY'21

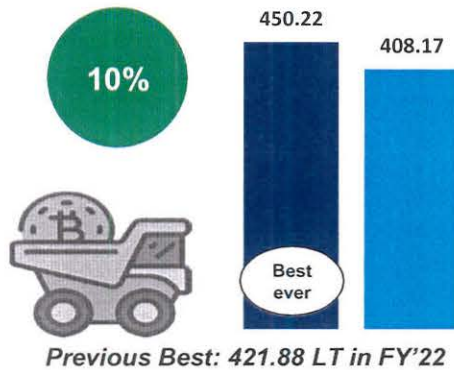
PAT (INR Cr) **36%**



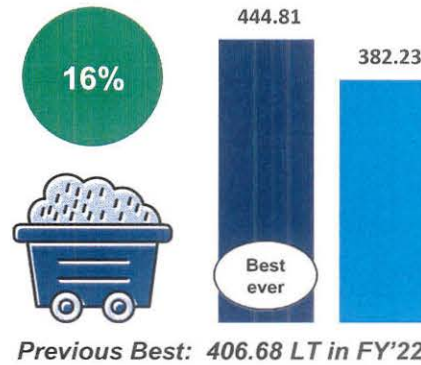
Best Ever: 2,838 INR Cr in Q4 FY'21

# Robust Performance in FY24

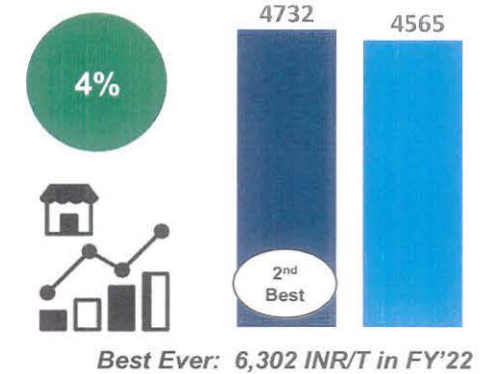
## Production (LT)



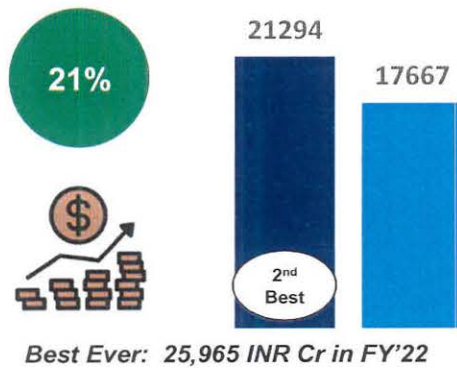
## Sales (LT)



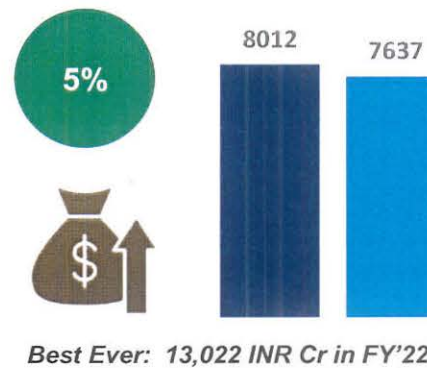
## Avg Sales Realisation (Rs/T)



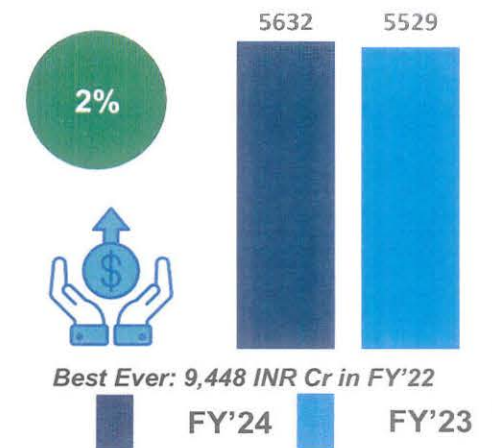
## Revenue from Operations (INR Cr)



## PBT after exceptional item (INR Cr)



## PAT (INR Cr)

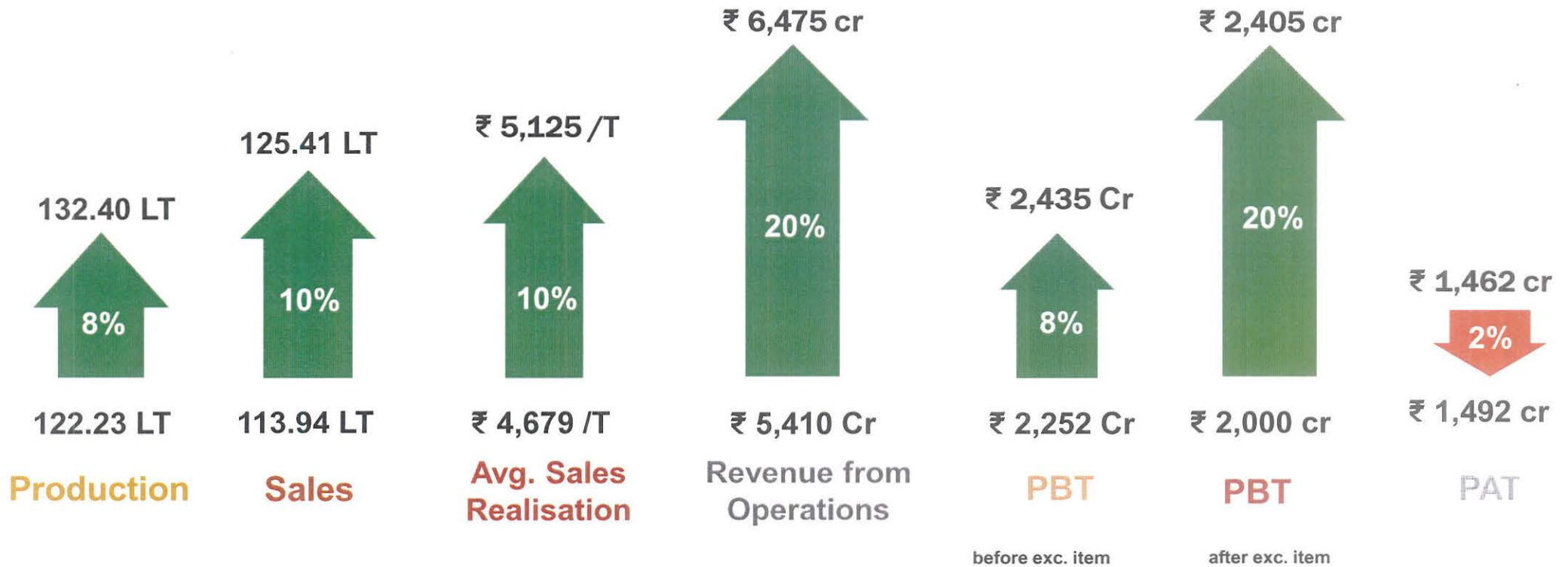


# Performance of FY24 v/s FY23

Financials Rs. Crore

Particulars	2023-24	2022-23	Variance	(%)
Iron Ore Production (LT)	450.22	408.17	42.05	10%
Iron Ore Sales (LT)	444.81	382.23	62.58	16%
Average Sales Realization (Rs./T)	4,732	4,565	167	4%
Iron ore Sales	21,049	17,447	3,602	21%
<b>Revenue from Operations</b>	<b>21,294</b>	<b>17,667</b>	<b>3,627</b>	<b>21%</b>
Interest Income	921	420	501	119%
Other Income	434	328	106	32%
<b>Total Income</b>	<b>22,649</b>	<b>18,415</b>	<b>4,234</b>	<b>23%</b>
Royalty & Other Levy	4,319	3,754	565	15%
Additional Royalty	4,895	3,971	924	23%
Operational Expenses	5,207	4,787	420	9%
Stock Adjustment	(66)	(497)	431	(87%)
<b>Total Expenses</b>	<b>14,355</b>	<b>12,015</b>	<b>2,340</b>	<b>19%</b>
EBITDA & Margin (%)	8,709 (41%)	6,810 (39%)	1,899	28%
Profit Before Tax and exceptional item	8,294	6,399	1,895	30%
Exceptional (expenditure)/income	(282)	1,237	(1,519)	(123%)
Profit Before Tax and after exceptional item	8,012	7,637	375	5%
<b>Profit After Tax</b>	<b>5,632</b>	<b>5,529</b>	<b>103</b>	<b>2%</b>

# Comparison FY'24 - Q4 vs Q3





## Details of Top 25 Shareholders as on 31-03-23

Sl. No.	Shareholder	No. of Shares	% Holding
1	PRESIDENT OF INDIA	1781633571	60.79
2	LICI ANNUITY NON-PAR	196718119	6.71
3	PARAG PARIKH FLEXI CAP FUND	50755858	1.73
4	QUANT MUTUAL FUND-QUANT ELSS TAX SAVER FUND	31489000	1.07
5	ADITYA BIRLA SUN LIFE TRUSTEE PRIVATE LIMITED A/C ADITYA BIRLA SUN LIFE DIVIDEND YIELD FUND	16359524	0.56
6	VANGUARD TOTAL INTERNATIONAL STOCK INDEX FUND	15723818	0.54
7	VANGUARD EMERGING MARKETS STOCK INDEX FUND, A SERIES OF VANGUARD INTERNATIONAL EQUITY INDEX FUNDS	15388891	0.53
8	GOVERNMENT OF SINGAPORE	13020332	0.44
9	MIRAE ASSET LARGE & MIDCAP FUND	12971045	0.44
10	KOTAK EQUITY ARBITRAGE FUND	9343263	0.32
11	MIRAE ASSET MIDCAP FUND	9252749	0.32
12	NIPPON LIFE INDIA TRUSTEE LTD-A/C NIPPON INDIA GROWTH FUND	9149250	0.31
13	ISHARES CORE MSCI EMERGING MARKETS ETF	8086990	0.28
14	PEOPLE'S BANK OF CHINA	8028540	0.27
15	WISDOMTREE INDIA INVESTMENT PORTFOLIO, INC.	7824352	0.27
16	VANGUARD FIDUCIARY TRUST COMPANY INSTITUTIONAL TOTAL INTERNATIONAL STOCK MARKET INDEX TRUST II	7588992	0.26
17	EDELWEISS TRUSTESHIP CO LTD AC- EDELWEISS MF AC- EDELWEISS MID CAP FUND	7550217	0.26
18	SBI ARBITRAGE OPPORTUNITIES FUND	7434471	0.25
19	ISHARES MSCI INDIA ETF	7297696	0.25
20	SBI LIFE INSURANCE CO. LTD	7223421	0.25
21	MORGAN STANLEY ASIA (SINGAPORE) PTE. - ODI	7028363	0.24
22	LSV EMERGING MARKETS EQUITY FUND LP	6505700	0.22
23	SOMERVILLE TRADING ENTERPRISES, LLC	6359805	0.22
24	MAHINDRA MANULIFE MID CAP FUND	5975000	0.20
25	ARTEMIS SMARTGARP GLOBAL EMERGING MARKETS EQUITY FUND	5636000	0.19
	<b>TOTAL</b>	<b>2254344967</b>	<b>76.92</b>


# Major Investment in Subsidiaries, JVs & Associates

JKMDC (\*)  
95.86%




NCL (51%), BRPL (52%) NCF  
Rs. 98.35 cr, Rs. 152.67 cr, Rs 2 cr.

KVSL (100%)  
Rs. 0.10 cr



Krishnapatnam Rly Co. Ltd (6.40%)  
Rs. 40.0 cr



ICVL (25.94%),  
Rs. 378.86 cr Legacy Iron Ore  
(91.38%), Rs. 319.63 cr

(\*) Investment derated

**Total Investments - Rs. 991.65 crore**

Map is for general reference purpose only

Chhattisgarh Mega Steel Ltd – Rs 0.01 cr, JNMDC – Rs 0.01 cr, Investment in co-operative society – Rs 0.02 cr



Thank you

**NMDC Mines  
India Shines**

#Ispati Irada

    /nmdclimited