



November 25, 2022

To,
The Secretary,
Market Operations Dept.,
The Bombay Stock Exchange Ltd.
Phiroze Jeejeebhoy Towers,
Dalal Street, Fort,
Mumbai – 400 023.

Capital Market Operations
The National Stock Exchange of India Ltd.
Exchange Plaza, 5th Fl., Plot No.C/1,
G Block, Bandra-Kurla Complex,
Bandra (E),
Mumbai – 400 051.

Scrip Code: 500003

Scrip Code: AEGISCHEM

Dear Sir/Madam,

Subject: Intimation of Schedule of Analyst / Institutional Investor meetings under the SEBI (Listing Obligations and Disclosure Requirements), Regulations 2015

Pursuant to Regulation 30 read with Schedule III of the Securities and Exchange Board of India (Listing Obligations and Disclosure Requirements), Regulations, 2015, it is hereby informed that the Officials of the Company will be participating in IIFL's "Invest India conference" in London on 29th & 30th November 2022.

The copy of the Presentation to be made at the Meeting is enclosed. Discussions will be based on publicly available information.

No unpublished price sensitive information (UPSI) is intended to be discussed during the interactions.

Note: Change may happen due to exigencies on the part of Company or Host or Analysts/Investors.

This intimation is also being made available on the Company's website at: <https://aegisindia.com/investor-information/>

Request you to kindly take the same on record.

Yours faithfully,
For **AEGIS LOGISTICS LIMITED**

MONICA GANDHI
COMPANY SECRETARY

Encl.: as above

AEGIS LOGISTICS LTD.

Corporate Office: Unit No. 1202, Tower B, Peninsula Business Park, G.K. Marg, Lower Parel (W), Mumbai - 400 013, India.
Tel: 022 - 6666 3666; Fax: 022 - 6666 3777; Email: aegis@aegisindia.com; Website: aegisindia.com
Registered Office: 502, 5th Floor, Skylon, G.I.D.C. Char Rasta, Vapi - 396 195, Dist. Valsad, Gujarat, India.
CIN No: L63090GJ1956PLC001032



AEGIS LOGISTICS LIMITED

Roadshow Presentation



India's Leading Provider of Logistics Services to the Oil, Gas and Chemical Industry

This presentation and the accompanying slides (the “Presentation”), which have been prepared by **Aegis Logistics Limited** (the “Company”), have been prepared solely for information purposes and do not constitute any offer, recommendation or invitation to purchase or subscribe for any securities, and shall not form the basis or be relied on in connection with any contract or binding commitment whatsoever. No offering of securities of the Company will be made except by means of a statutory offering document containing detailed information about the Company.

This Presentation has been prepared by the Company based on information and data which the Company considers reliable, but the Company makes no representation or warranty, express or implied, whatsoever, and no reliance shall be placed on, the truth, accuracy, completeness, fairness and reasonableness of the contents of this Presentation. This Presentation may not be all inclusive and may not contain all of the information that you may consider material. Any liability in respect of the contents of, or any omission from, this Presentation is expressly excluded.

Certain matters discussed in this Presentation may contain statements regarding the Company’s market opportunity and business prospects that are individually and collectively forward-looking statements. Such forward-looking statements are not guarantees of future performance and are subject to known and unknown risks, uncertainties and assumptions that are difficult to predict. These risks and uncertainties include, but are not limited to, the performance of the Indian economy and of the economies of various international markets, the performance of the industry in India and world-wide, competition, the company’s ability to successfully implement its strategy, the Company's future levels of growth and expansion, technological implementation, changes and advancements, changes in revenue, income or cashflows, the Company's market preferences and its exposure to market risks, as well as other risks. The Company's actual results, levels of activity, performance or achievements could differ materially and adversely from results expressed in or implied by this Presentation. The Company assumes no obligation to update any forward-looking information contained in this Presentation. Any forward-looking statements and projections made by third parties included in this Presentation are not adopted by the Company and the Company is not responsible for such third-party statements and projections.

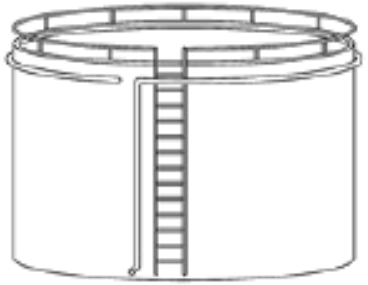
All Maps used in the presentation are not to scale. All data, information, and maps are provided "as is" without warranty or any representation of accuracy, timeliness or completeness



Business Overview

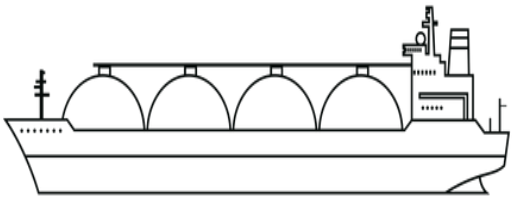
Aegis at a glance

Liquid Division **Business Activities**

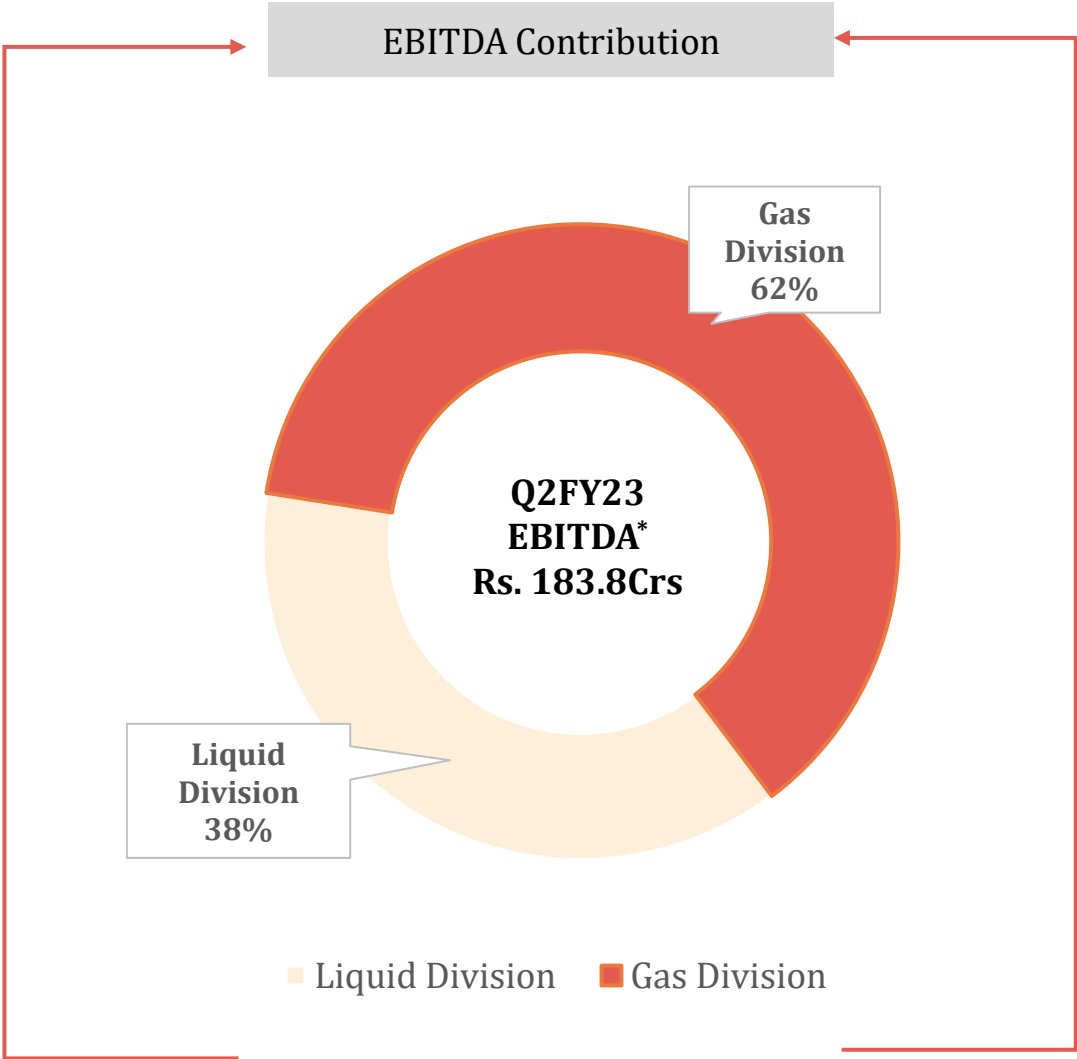


- › Third Party Liquid Logistics (3PL)
- › O&M Services

Gas Division **Business Activities**



- › Third Party Gas Logistics (3PL)
- › Auto Gas Retailing
- › Packed LPG Cylinders for Commercial segment
- › Industrial Gas Distribution
- › Gas Sourcing
- › Marine Products Distribution (Bunkering)




* Normalized EBITDA - Before Forex, Hedging Related Expenses

Highest ever Half Yearly Normalized EBITDA

Normalized*
EBITDA

Rs. 347 Crores


33%
y-o-y



PBT

Rs. 259 Crores


21%
y-o-y



PAT

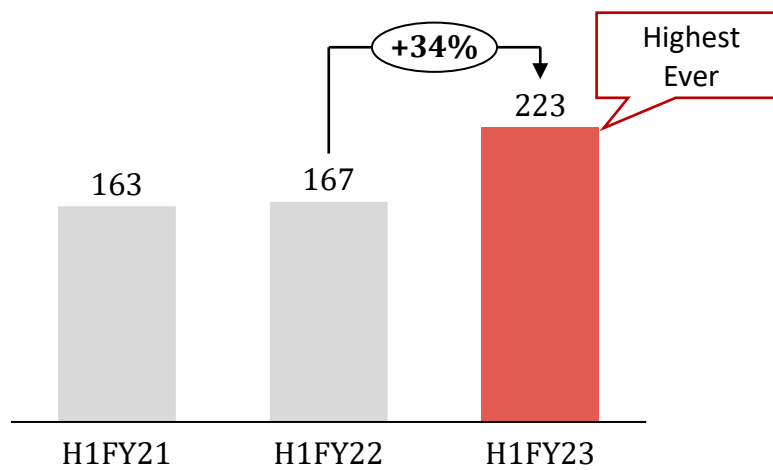
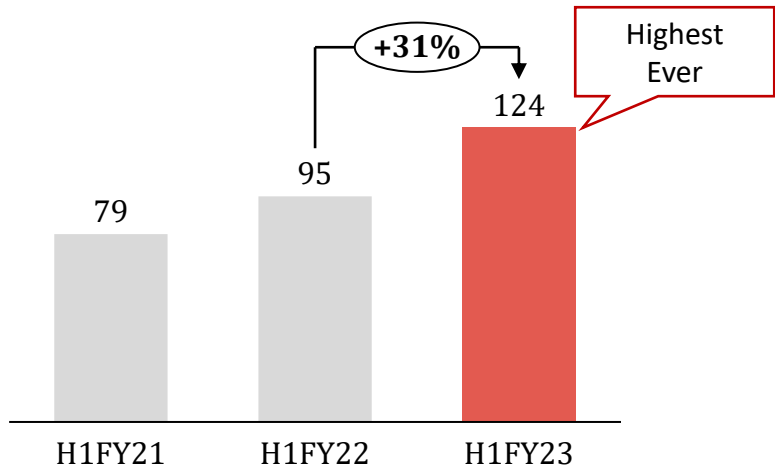
Rs. 209 Crores

21%
y-o-y



Liquid Division – Normalized EBITDA*

Gas Division – Normalized EBITDA*

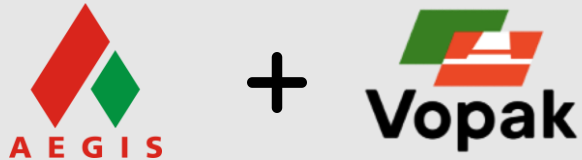


Liquid division continues to perform strong with the new capacities at Kandla, Mangalore, Haldia as well as additional capacities on account of JV (Friends+CRL)

Jump in the distribution volumes coupled with increasing logistics volume led to growth in the Gas division

*Normalized EBITDA – Before Forex, Hedging Related Expenses

Progress in proposed capex plan in view of strong demand scenario



Aegis Vopak Terminals Ltd (AVTL)

Aegis Vopak Terminals Ltd (AVTL) has achieved financial closure

Aegis has secured through auction two new land parcels, 2.5 acres in Haldia (which we will now onwards refer as H5) and 21 acres in Mangalore port

- Company proposes as per the business plan with Vopak, to proceed with 5 Capex Plan out of 12 agreed with Royal Vopak

- To set up Liquids and Gas Terminalling facilities at Pipavav, Haldia, Mangalore and Kochi.
- It is proposed to add 175,000 kilo litres of liquid storage capacity and 100,000 MT of gas storage capacity
- These projects will eventually be in Aegis Vopak Terminals Limited (AVTL)
- The Capital expenditure envisaged for the above is approximately Rs. 1,250 crores.
- Currently, environmental permits, license applications and engineering drawings are underway

Order Wins

Secured international sourcing tenders for LPG from National Oil Company for the calendar year 2022 for 18 VLGC aggregating to ~ **800,000 metric tons** amidst stiff international competition

Signed a **10 + 15 years contract** for the use of **21,000 kilo liters** of petroleum storage at Kochi with Shell



Gas Division

Integrated Supply Chain Service Provider

To provide integrated logistics services from sourcing, storing, moving and distributing products for our customers



LPG Sourcing

- LPG Sourcing JV with Itochu in Singapore




Strategic Port Location

- Terminals at key ports: Mumbai, Haldia, Pipavav, Mangalore, Kochi & Kandla



Storage Terminals

- Refrigerated Gas Terminal in Mumbai, Haldia and Kandla
- Pressurized Gas Terminal in Pipavav



Pipelines & Connectivity

- Pipelines Connectivity
- Road Connectivity
- Rail Connectivity



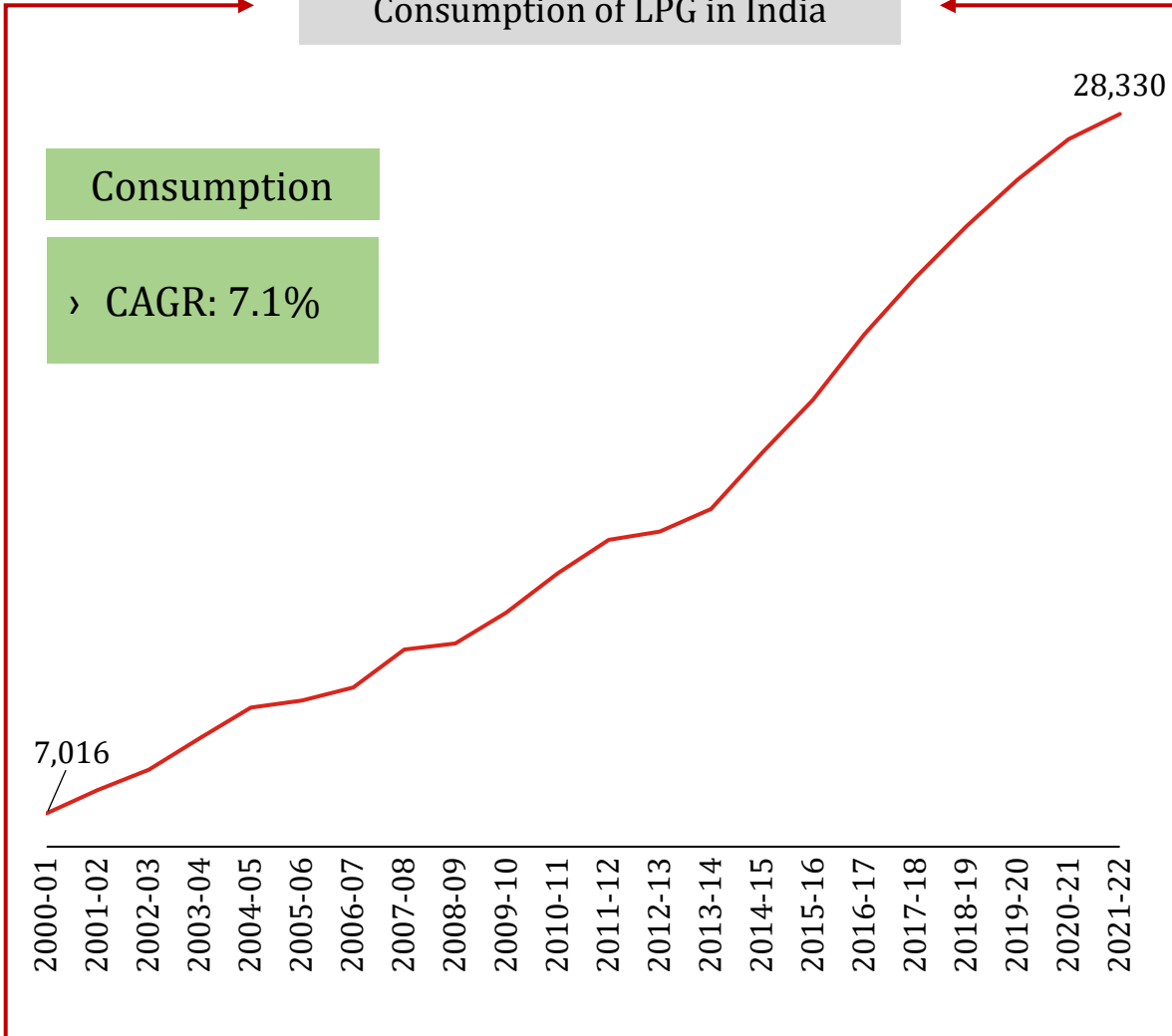
Auto Gas, Commercial & Industrial Distribution

- Network of 138 Autogas stations in 10 states
- Network of 282 LPG distributors across 100 cities in 14 states

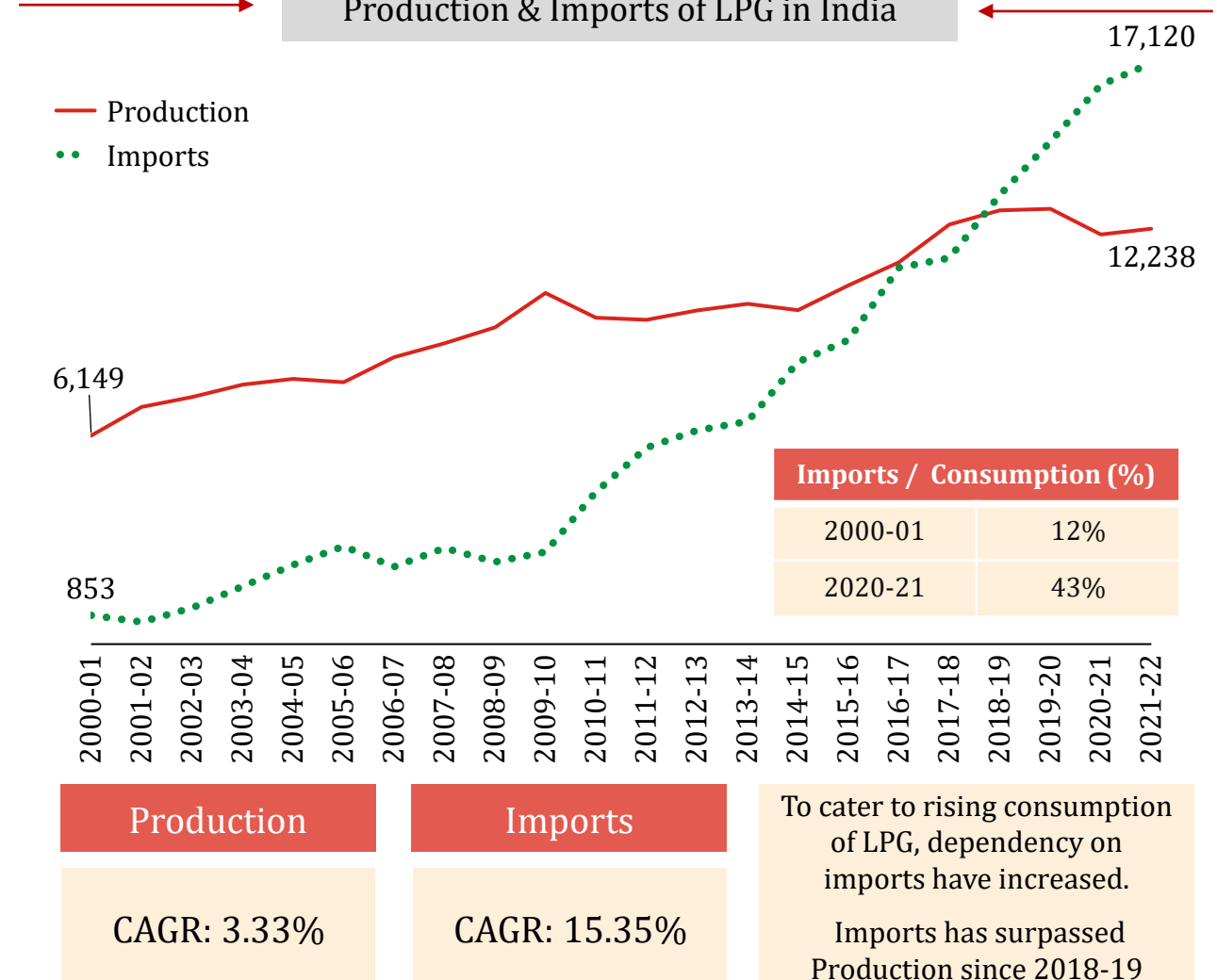
Overcoming India's clean cooking challenge

('000 Metric Tonnes)

Consumption of LPG in India



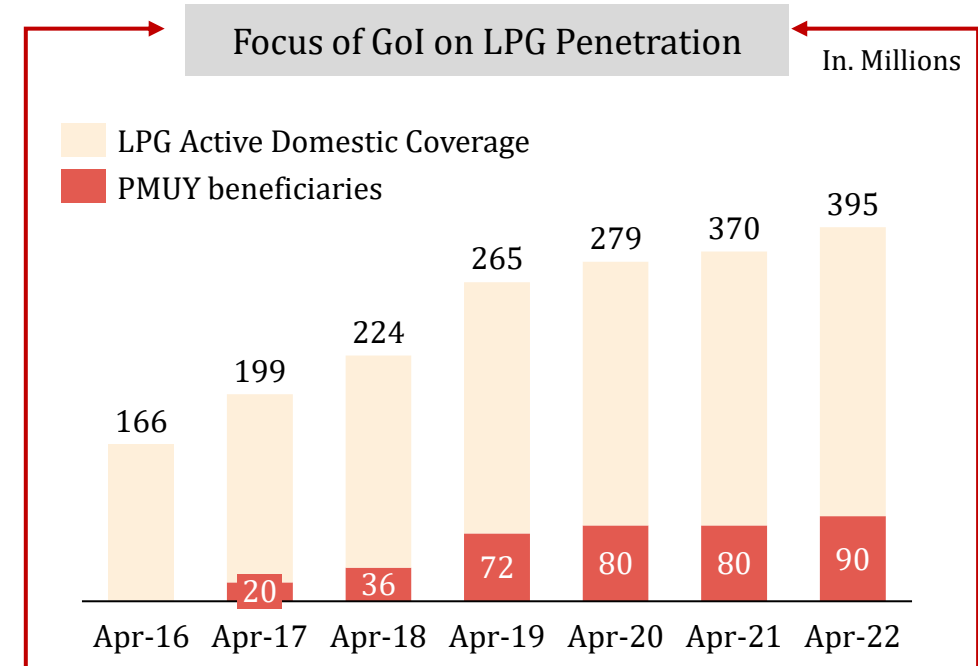
Production & Imports of LPG in India



Government pushes for LPG in rural



**INDIA IS
WITNESSING
CLEAN FUEL
REVOLUTION!**



2013: PAHAL (DBTL)



2016: GiveItUp Campaign



2016: PM Ujjwala Yojana

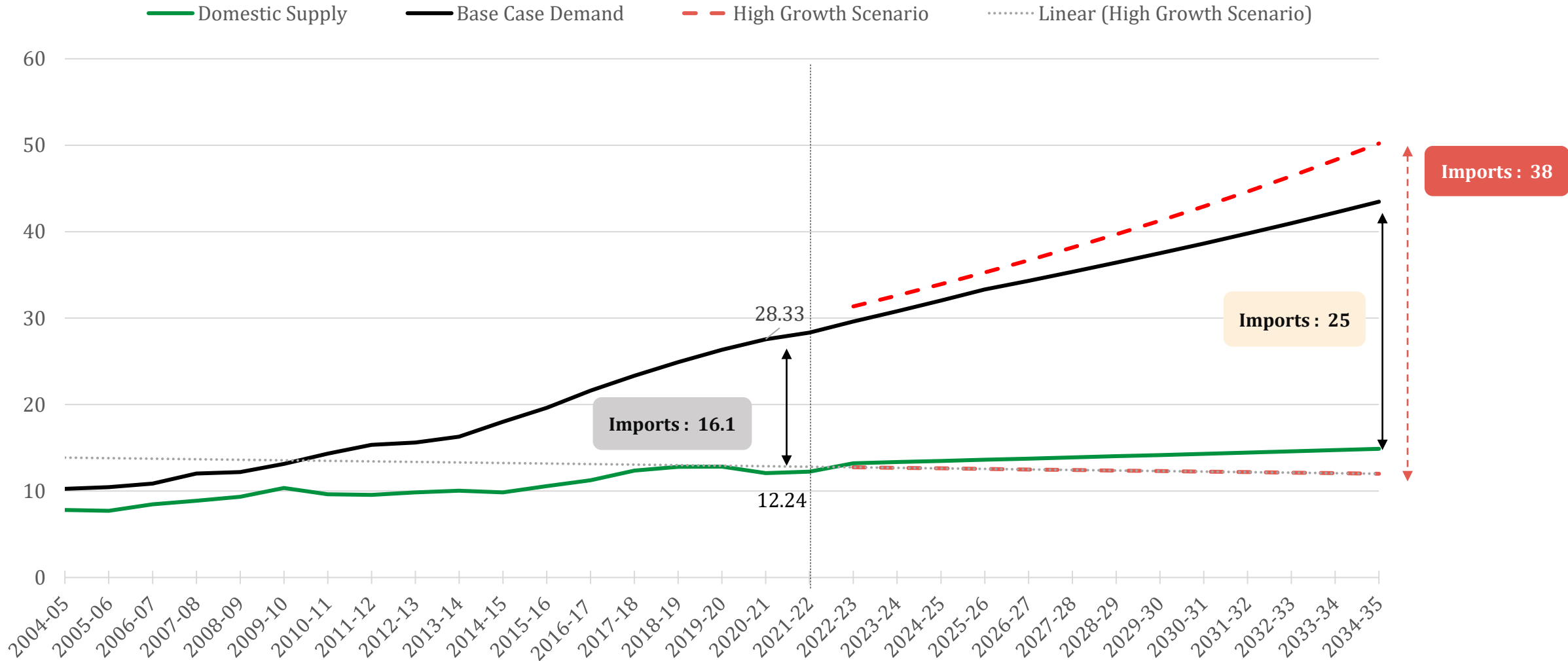


2020: PM Gareeb Kalyan Package



Increasing LPG imports will need Terminal Capacity

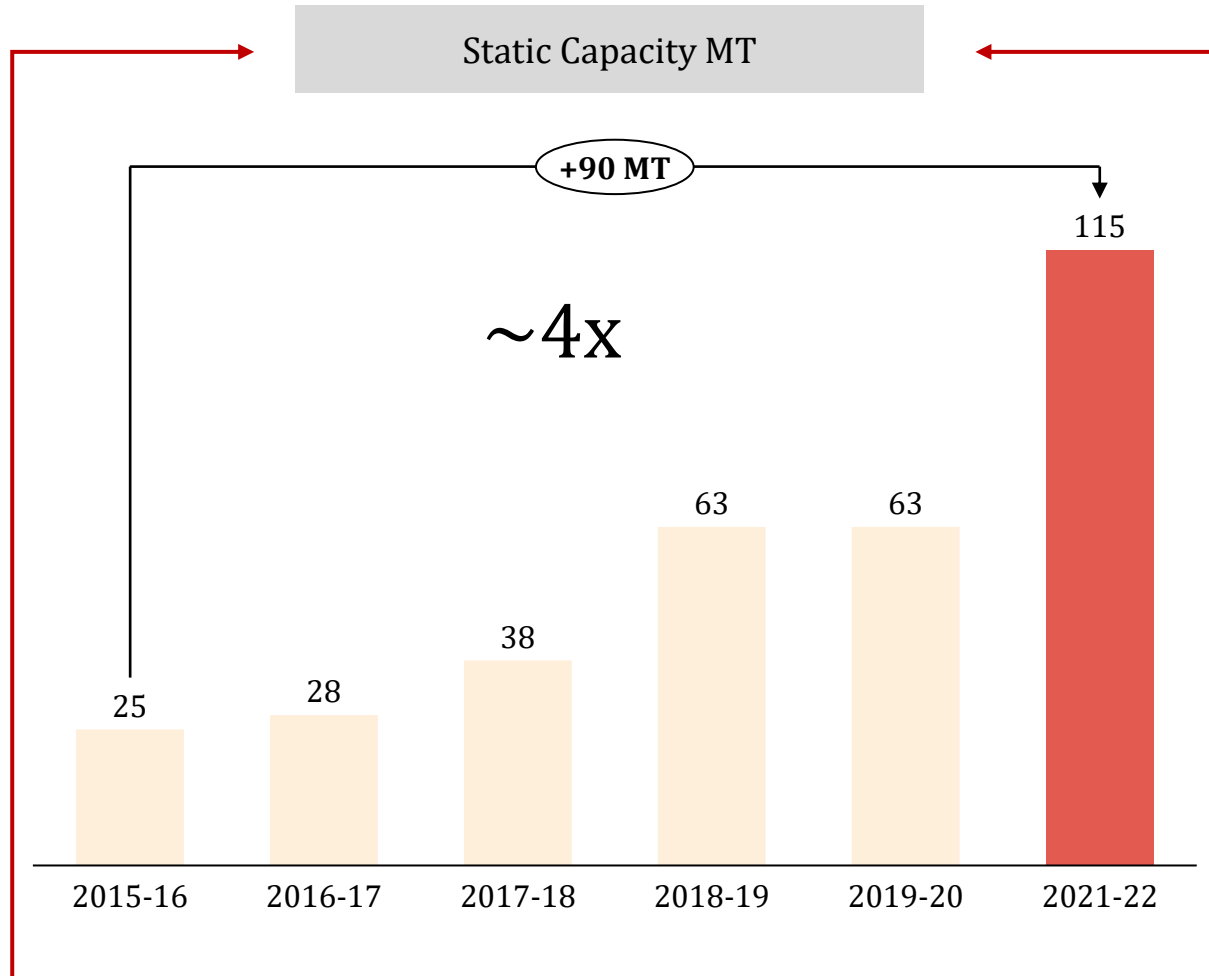
(Million Metric Tonnes)



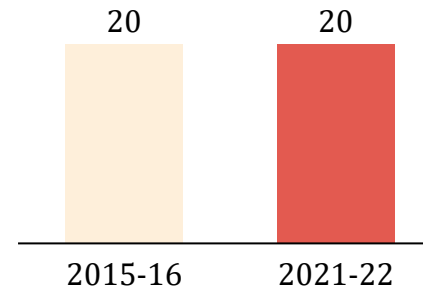
Capacity doubled in FY22

LPG Static Capacity Post Expansion

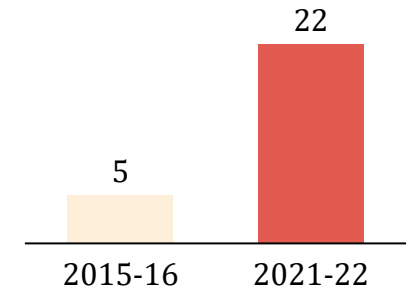
('000 Metric Tonnes)



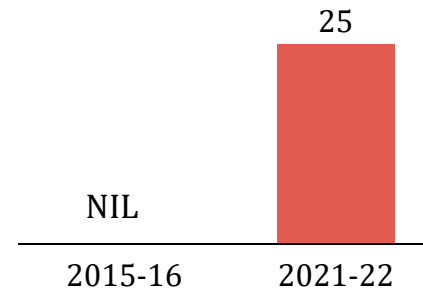
Mumbai



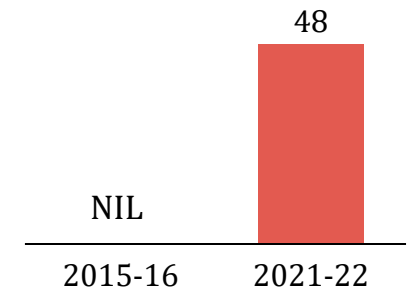
Pipavav



Haldia



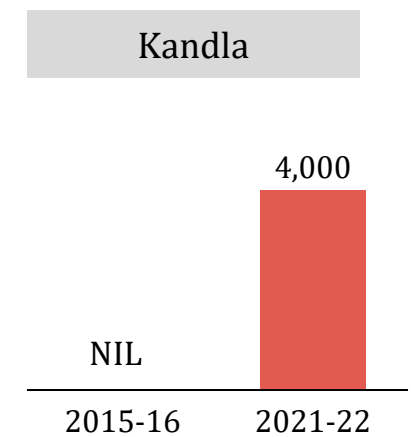
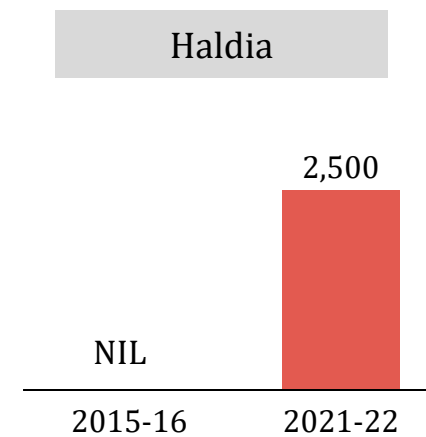
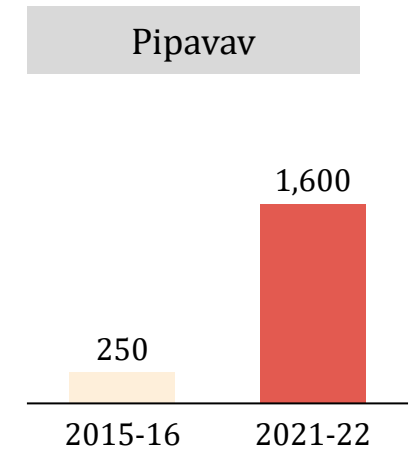
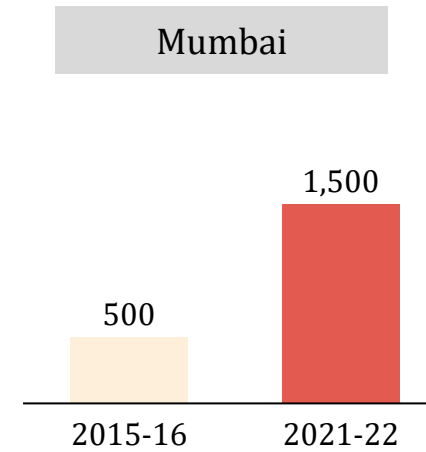
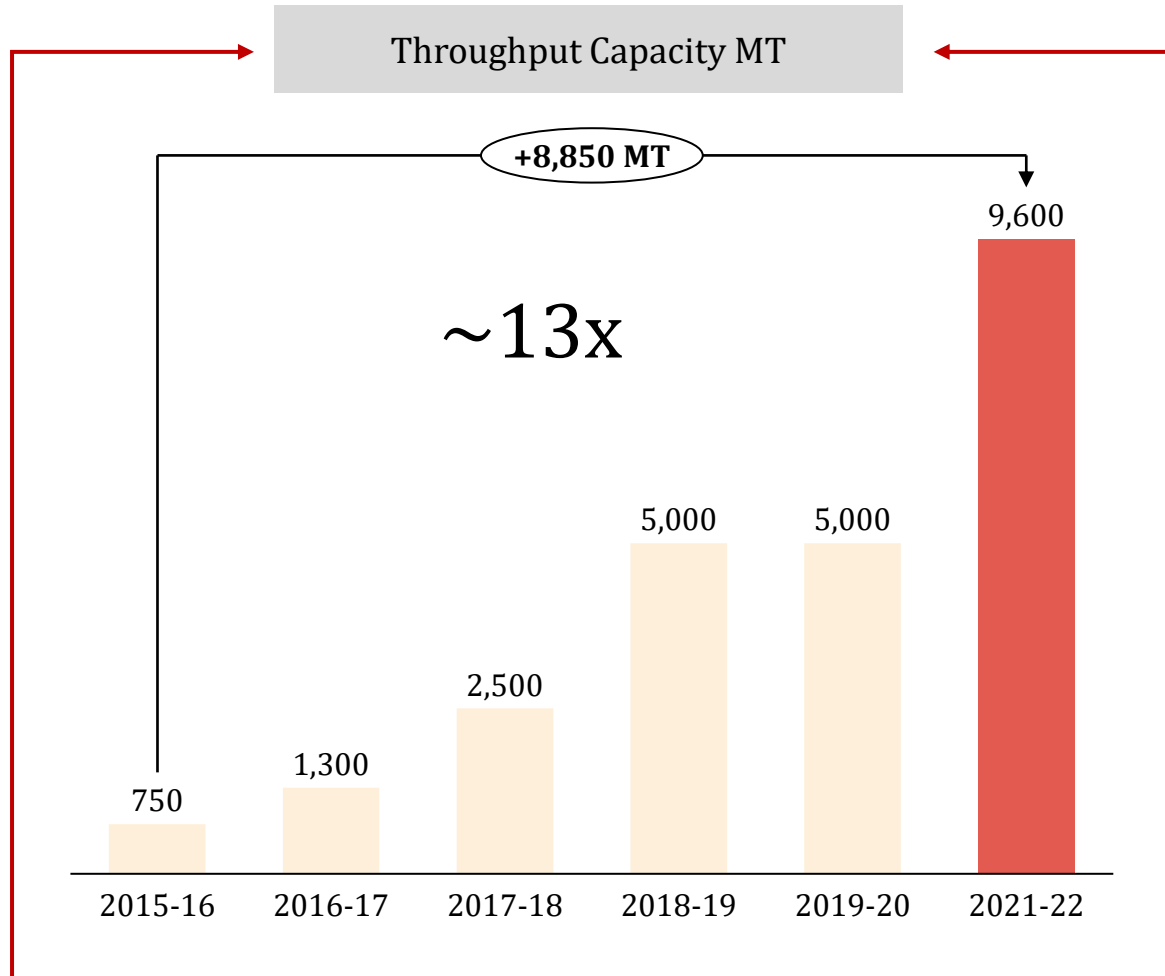
Kandla



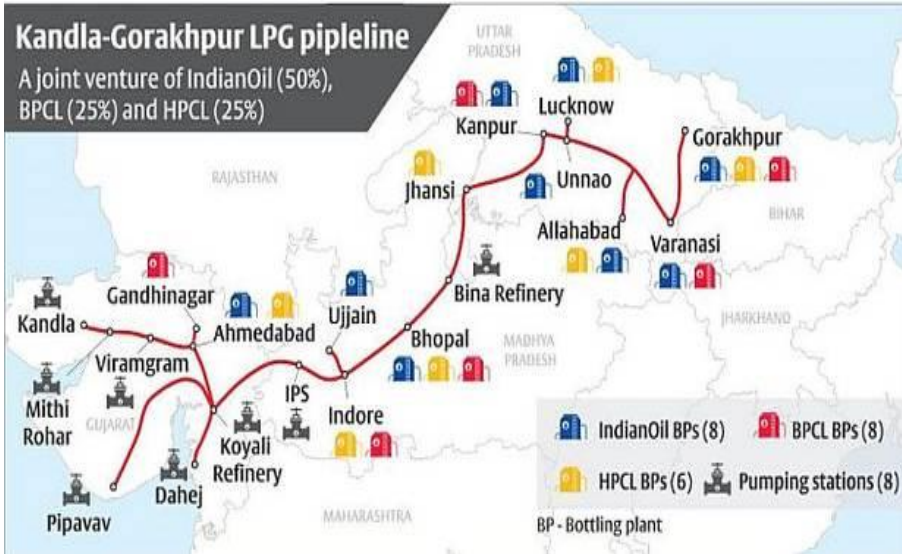
Advantage Aegis will be long gestation period for LPG Infrastructure

LPG Throughput Capacity Post Expansion

('000 Metric Tonnes)



Gas Pipelines will change the future of Terminalling



- IHB has made significant progress on the KGPL pipeline (aka Central India LPG pipeline) which is expected to commission phase 1 by mid FY24. This is world's longest LPG pipeline 2800 km long and with a capacity to carry 8.25 million tons, about 25% of India's total LPG demand
- IHB has started preliminary work to construct Pump house and manifold at Pipavav to connect into our terminal KGPL pipeline. Pipavav capacity out of this will be 1.5 million tons

During the quarter Pipavav Port has completed work on making the LPG jetty compliant for handling VLGC

Barge loading of LPG for Inland Waterways trial run as RORO already completed at Haldia

Kandla Oil Jetty # 7 which will be VLGC compliant work continues and expected to be completed in this year

KGPL Pipeline + Rail LPG Gantry + LPG Jetty for VLGC + RORO
= Secure extensive usage of LPG Terminals

Higher Volumes
Better Cost Economies
Faster Turnaround

Enablers for higher unloading and turnaround

Haldia

- › In Haldia additional Jetty LPG Pipeline is commissioned; increasing the unloading rate
- › HPCL has received permission from PNGRB to lay a pipeline from Aegis Haldia Terminal to its Panagarh Bottling plant and now is in process to execute the same
- › The cross-country pipeline Paradip to Durgapur is operational and presently being utilized by IOC. This will enable one more mode of evacuation of product from our facility for HPCL going forward

Mumbai

- › Mumbai Terminal showed good traction with IOC, HPCL and BPCL all bringing imports
- › The Uran-Chakan pipeline is being used extensively used by HPCL
- › Additional Jetty LPG Pipeline is completed and commissioned

Pipavav

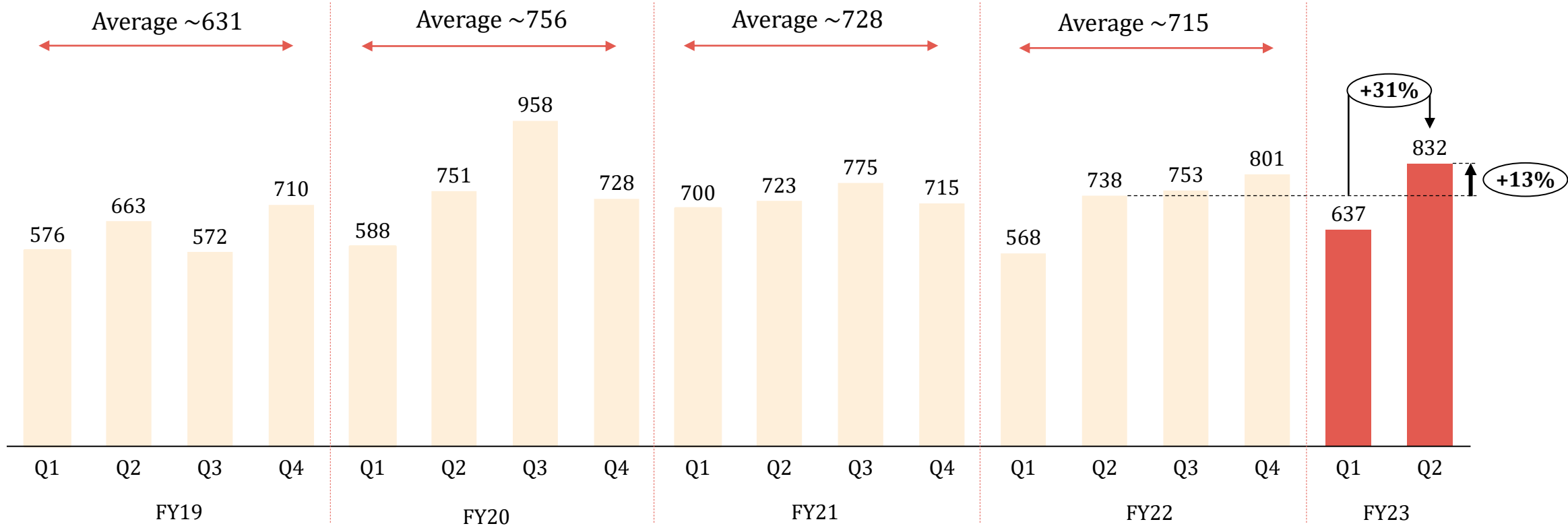
- › Pipavav Terminal, good news is that all three oil companies are using the LPG rail gantry
- › During the quarter Pipavav Port has completed work on making the LPG jetty compliant for handling VLGC and permit is awaited to commission
- › Preliminary work for connecting Pipavav into KGPL pipeline started

Kandla

- › Kandla Terminal commenced LPG handling
- › It has started on a distribution model supplying LPG to Morbi industrial hub making a healthy distribution margin which is high as compared to throughput margins
- › There is a good potential of growth in distribution volumes as such going forward. There will also be throughput volume growth

Record H1 Logistics Volumes

'000 MT

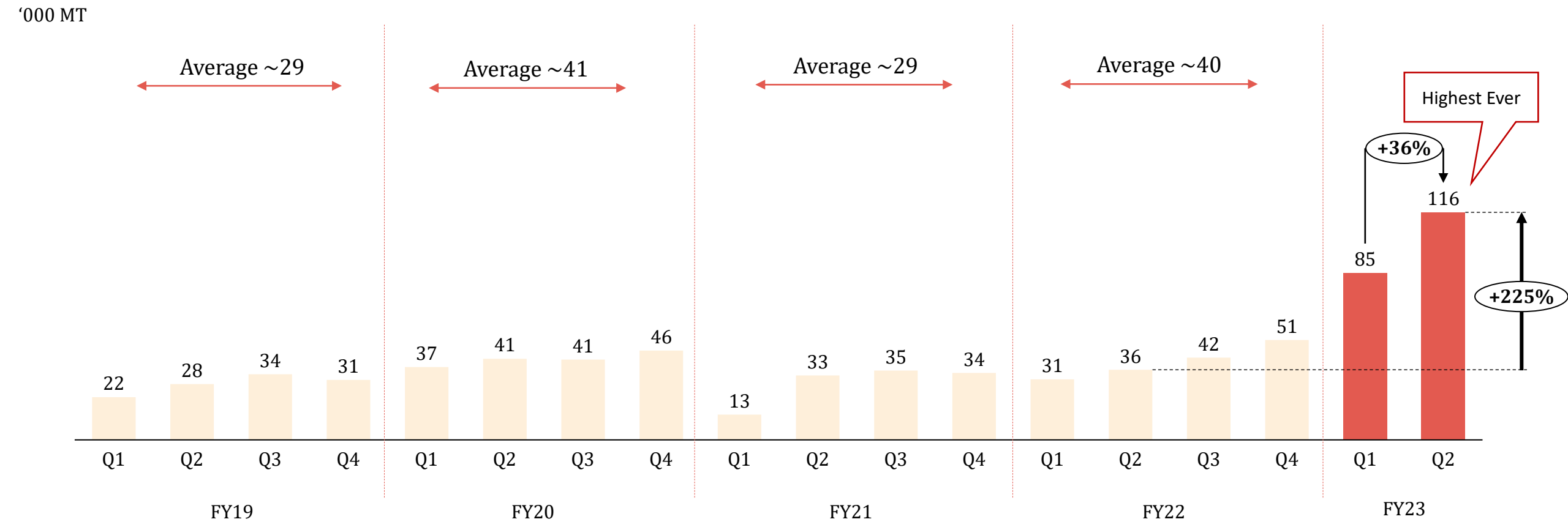


Haldia Terminal lower volumes on account of Jetty upgradation taken up by Haldia Port, however this will help throughput volumes going forward

Mumbai continued to operate at full capacity with IOC, HPCL and BPCL all bringing imports

The rail gantry at Pipavav continues to perform well and is delivering considerable cost savings to our Customers

Volumes delivered by high margin retail business




H1FY23

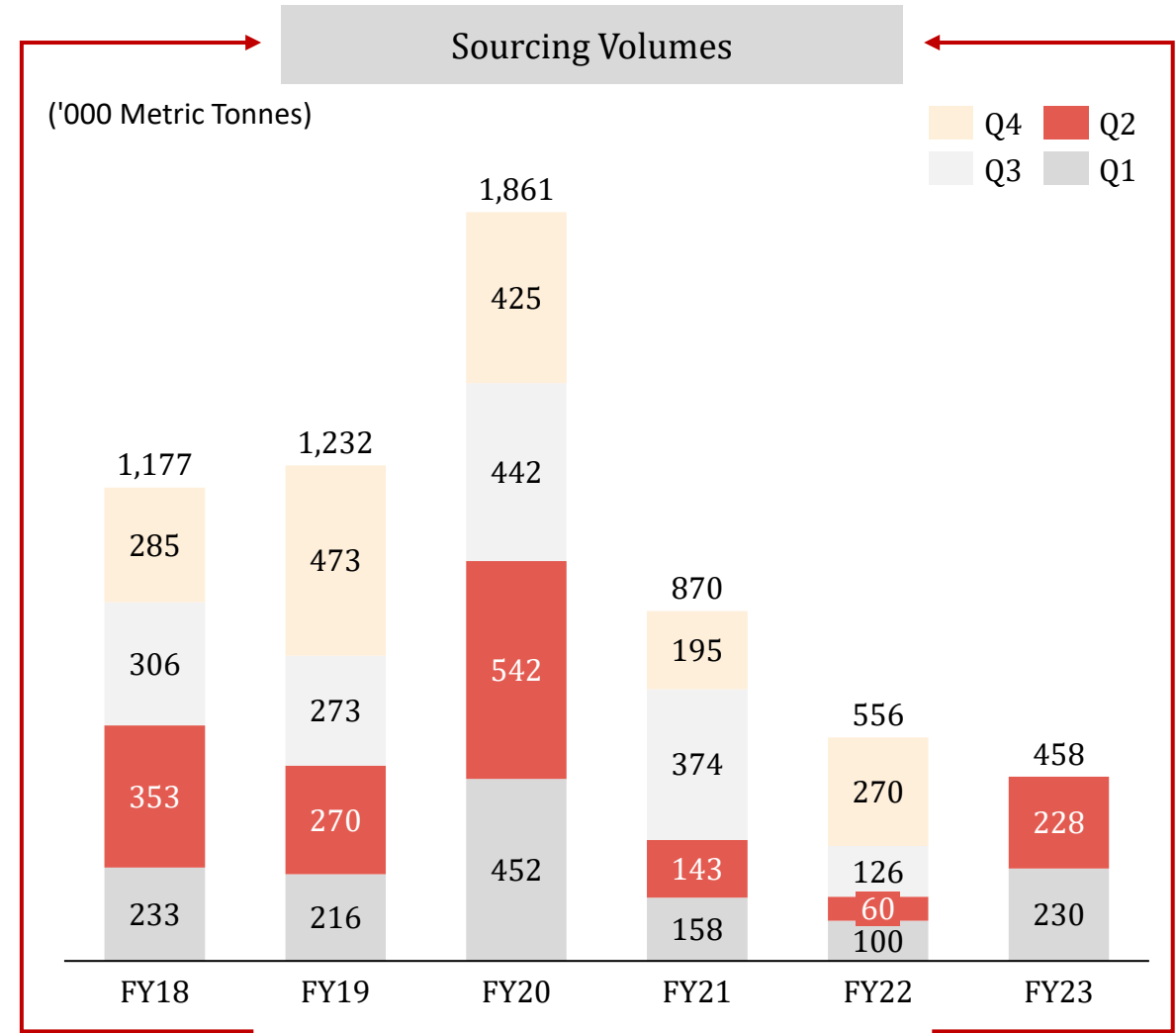
Commercial & Industrial	235%
1,91,389 MT	y-o-y

Auto Gas	7%
10,248 MT	y-o-y

Volumes sourced by the JV



- › ITOCHU Corporation is the largest Japanese Sogo Shosha (general trading Company) and One of the largest global LPG companies by sales volumes
- › Attaining cost leadership in the LPG import market and lowering the delivered price to most competitive levels



New LPG Terminal at Kandla Port



New LPG Terminal at Kandla

Infrastructure at Kandla Terminal



Pump House at Kandla Terminal

Gas Division – Strengthened LPG retailing network



- Addition of 10 gas stations added in FY23
- Commissioning of few more stations on the way
- Pipeline of around 60 new dealers
- EBITDA margins have gone up to an average of Rs. 10,000 per MT

- 425 KG Magna Cylinder was launched in East zone and we have also entered East zone for fuel retailing

- Commissioned 5 bottling plants at Udupi, Bangalore, Hyderabad, Wada and Jamnagar

- 12 new distributors and have now presence in 14 states

- 60 new applications for distributorship is work in progress



Commercial LPG Market



Domestic LPG Market



LPG Bottling Plants

Way forward for the LPG retailing

Growth plans in Retail LPG business



AutoGas

Current : **138 stations over 10 states**

Growth Plans : **200 stations over 20 states**



Commercial LPG Market

Expansion into a national distribution network for hotels, restaurants, industry under **Aegis puregas & Magna brand**



Domestic LPG Market

Expansion in Tier 1, 2 & 3 urban cities with distributors and POS under **Aegis Chota Cikander** brand of 2kg, 4kg, 12kg & 19kg products



LPG Bottling Plants

Up to 37 LPG bottling plants including Aegis owned sites and third-party filling plants under contract on a national scale





Liquid Division

Liquid terminals to handle diversified products



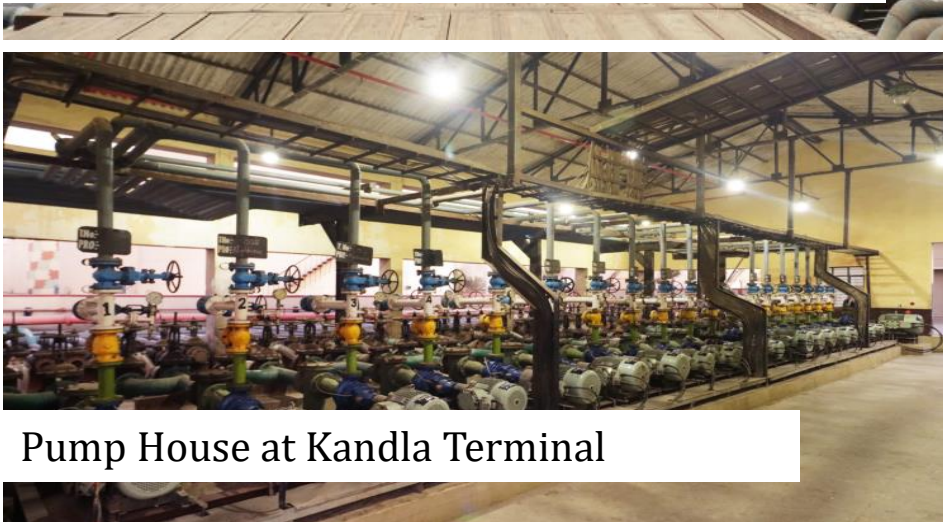
Location	Capacity
Mumbai	273,000 KL
Kochi	71,000 KL
Haldia	173,500 KL
Pipavav	120,120 KL
Kandla	890,000 KL
Mangalore	75,000 KL

- › Provides import, export, storage, and logistics services, handling Class A, B, and C products as well as all types of chemicals, POL Products and Vegetable Oils
- › Tanks includes MS, SS, Epoxy Coated, IFR tanks
- › Pipeline connectivity with major clients like HPCL, BPCL, HPFR, BPFR and Oil installations in Sewree and Wadala
- › Connection to Berths at the Port
- › Connected to Jetty via MS and SS Pipelines
- › Electronic Weighbridge
- › Real time on SAP R/3 systems
- › Thermic Fluid Heater, Nitrogen blanketing facility in the tanks etc.

Acquisition of Assets at Friends Group Kandla



Newly acquired Friends terminal at Kandla



Pump House at Kandla Terminal

Newly acquired Friends terminal at Kandla

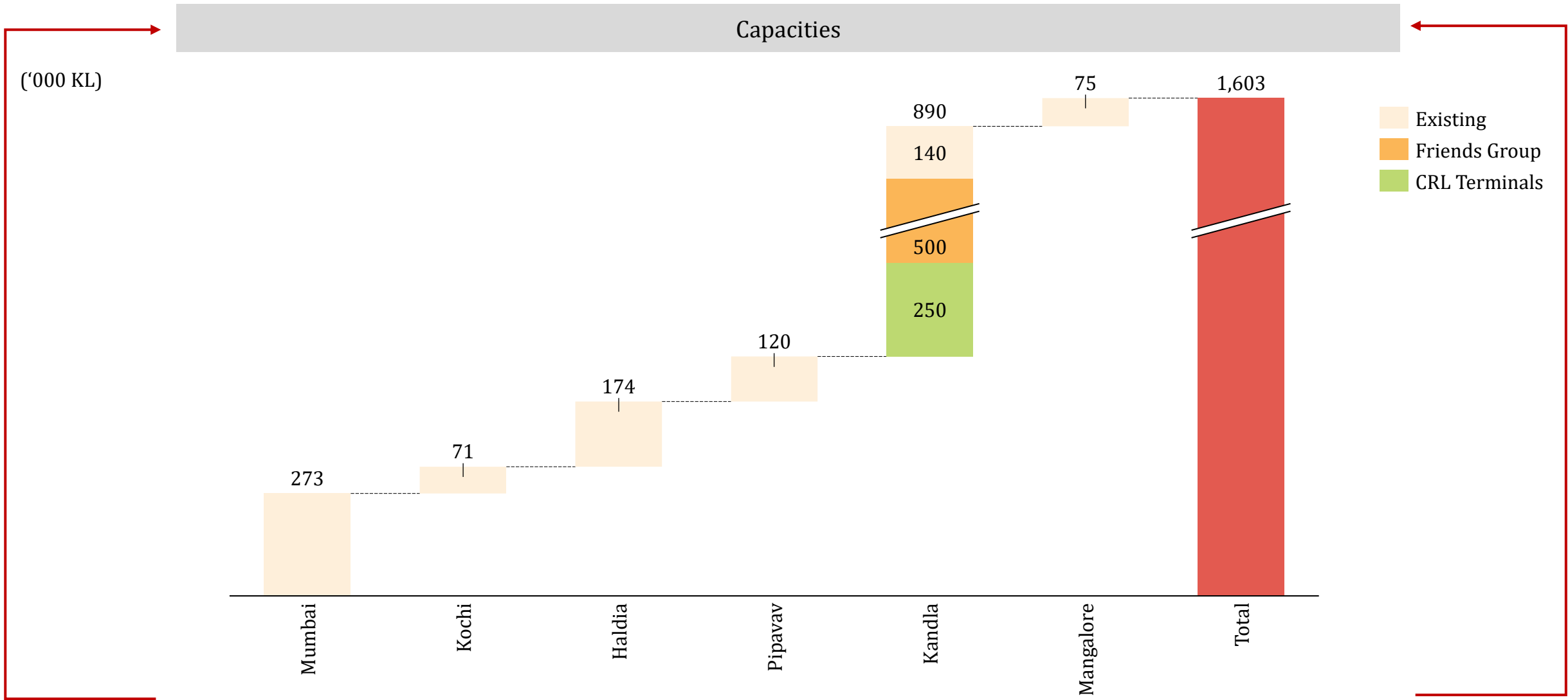
Acquisition of asset from Friends Group at Kandla through Aegis Vopak Terminals Limited, wholly owned subsidiary

Total Capacity of 500,000 KL
Total Outlay of Rs. 265 Crores

Strengthen Aegis Logistics' presence in six major ports across the country which handles 75% of the total liquids traffic in India

Strengthen Aegis Logistics' presence in six major ports across the country which handles 75% of the total liquids traffic in India

Liquid Division Capacities





Experience & Relationships

Strong Management Team



Raj Chandaria
Chairman & MD



Sudhir Malhotra
Chief Executive Officer



Keshav Shenoy
President - Strategic Planning



Rajiv Chohan
President - Business Development



K.S. Sawant
President - Operations & Projects



Murad Moledina
Chief Financial Officer

Balanced Board with Experience and Expertise

Board Demographics

Highly engaged Board

actively involved in Aegis's strategic transformation



meetings during FY2022

14
Board Committee

8
Board

62 years median director's age

Highly Experienced Board to chair Committees

Audit Committee

CSR Committee

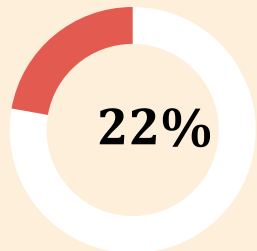
Nomination & Remuneration Committee

Stakeholders Relationship Committee

Risk Management Committee

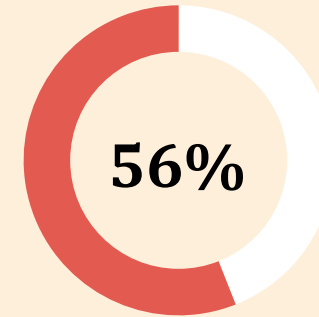


Separate Chairman & CEO

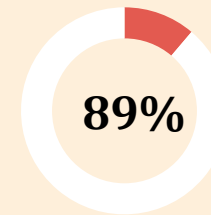


2 Directors
inducted in last 2 Years

Board Independence



5 of 9
Directors are Independent



8 of 9 directors are non-executive



1 Women
Director on the Board

Board of Directors - Aegis Logistics Ltd

Mr. Raj K. Chandaria

Chairman & Managing Director

He is B.Sc (Economics) and an MBA from Boston and is associated with the Company as a Director since the year 1999. The Aegis Group under his able leadership is a leading provider of Logistics and Supply chain services to India's oil, gas and chemical industry in a safe and environmentally responsible manner.

Mr. Raj Kishore Singh

Director

He is qualified as Bachelor of Technology (Honours), Mechanical Engineering, Banaras Hindu University, India. He has occupied Board Level position of Chairman & Managing Director of Navratna and Fortune 500 listed Company Bharat Petroleum Corporation Limited (BPCL). Presently he is providing consultancy & advisory services in India and Globally to companies operating/investing in the Oil & Gas Sector.

Ms. Tasneem Ali

Director

He is B.A in Economics from from St. Xaviers College, University of Mumbai. She is based in Mumbai and has over 25 years of experience working in as a creative professional in the advertising and communication design business most of which have been at Lowe Lintas. She has worked in Mumbai, Bangalore and Singapore creating campaigns for various brands across sectors

Mr. Amal R. Chandaria

Director

He is engaged in in design & art direction. He was earlier employed by DoorDash Inc. in San Francisco, CA as a Senior Art Director and by McKinsey & Co. in the area of design consulting

Mr. Rahul D. Asthana

Director

He has extensive experience in the management and implementation of Infrastructure projects in the country. As Chairman of MbPT, he was instrumental in bringing about efficiency in port operations and implementation of PPP projects like the Offshore container Terminal. He retired from the IAS in 2013.

Mr. Kanwaljit Singh S. Nagpal

Director

He has been associated with the Company as Director since 1999. He is a Commerce Graduate from Mumbai. He has experience of over a decade in the business of Chemicals, Bulk Drugs, Solvents, different types of Oils etc. and is also into the business of plastic moulding.

Mr. Anilkumar M. Chandaria

Director

He is a Director of the Company since 1982. He has extensive work experience in Management Position for over four decades in Tanzania, Kenya, United Kingdom, Belgium, Thailand and India as well. He brings with him immense experience in the business of the Company.

Mr. Lars Erik Johansson

Director

He holds a Bachelor of Science degree in Finance, Economics and Marketing from the University of Lund, Sweden and has profound experience from previous positions he held at leading global companies. He is presently the Senior Vice President of Strategic Alliances at Oxea GmbH, a 100% subsidiary of Oman Oil. also a Chairman of Specialty Chemicals which, within European Chemical Industry Council (Cefic), represents over 50 sectors of the European fine and consumer chemicals industry.

Mr. Jaideep D. Khimasia

Director

He is qualified as a B. E Production from Bharati Vidyapeeth, University of Poona and has over 25 years of management experience in fields related to Project Management with contributions in various quality assurance and process improvement initiatives of various MultiNational Corporations.

Mr. Tatsuya Tanaka, Director HALPG

He is Graduated from University of Tsukuba, IBARAKI, Japan with the degree of Bachelor of Political Science. He is working with ITOCHU Corporation since 1995 on various positions. He has 25 years of experience, currently he is Managing Director of ITOCHU Petroleum Co., (Singapore) Pte. Ltd.

Ms. Marina Surzhenko, Director AVTL

She brings along 18 years of commercial, business development and leadership experience in the oil and gas industry working for companies including Shell, Gazprom and Steehead LNG. In addition, she was responsible for energy and emerging markets within Capital International Investors

Ms. Samantha Xu, Director HALPG , AVTL

She has 20 years of experience as a Finance professional and leader in the shipping and offshore industries. She has held managerial positions with MNCs, including A.P. Moller-Maersk, Odfjell, and J. Lauritzen in Asia, Europe, and the Middle East. She has over five years of experience serving as directors on various boards, and she is a certified board director by INSEAD.

Mr. Wilfred Swee Guan Lim, Director AVTL

He has completed bachelor of Engineering and Diploma of Business Administration. He has over 30+ years operational experience in build, operate and maintenance of oil and chemical storage terminals inclusive of marine facilities.

Mr. Deepak Gajanan Dalvi, Jt. President, AVTL

He has broad experience in International Business Development, Mergers and Acquisitions, P&L Management and Operations Excellence and has previously held the position of Global Business Development Director with Unilever. In his current role, he heads Vopak in India and is responsible for its business development & growth in India. Mr. Deepak holds a management degree from Columbia Business School, NY & Engineer, VJTI Mumbai.

Mr. Lars Schaumann, COO AVTL

He holds Bachelor of Arts in Business Administration. He brings with him over 30 years of experience. Before he became COO he was responsible for two existing tank terminals (chemicals & oil) and he was also leading 2 expansion projects at Vopak Terminals.

Large & Diversified Client Relationships

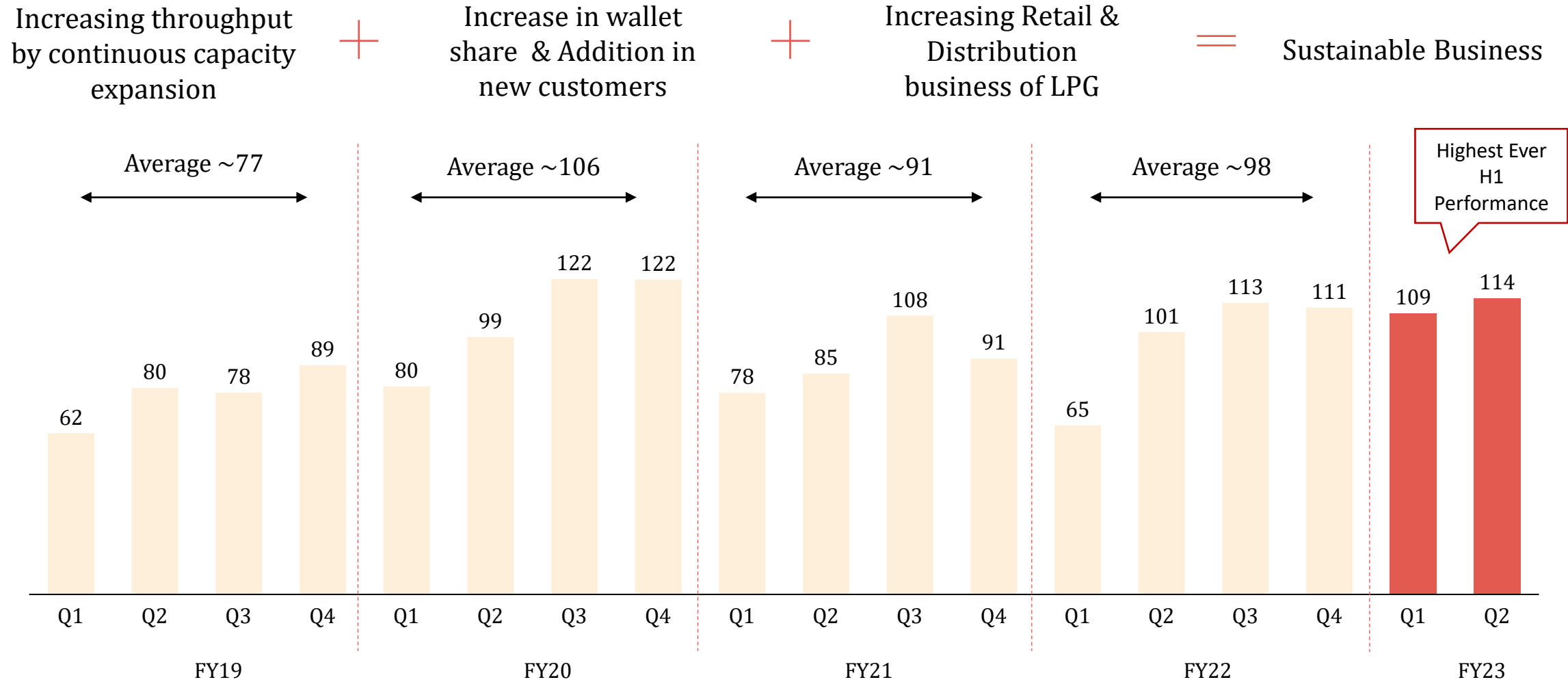




Resilient Business Performance

Gas Division - Highest ever H1 performance

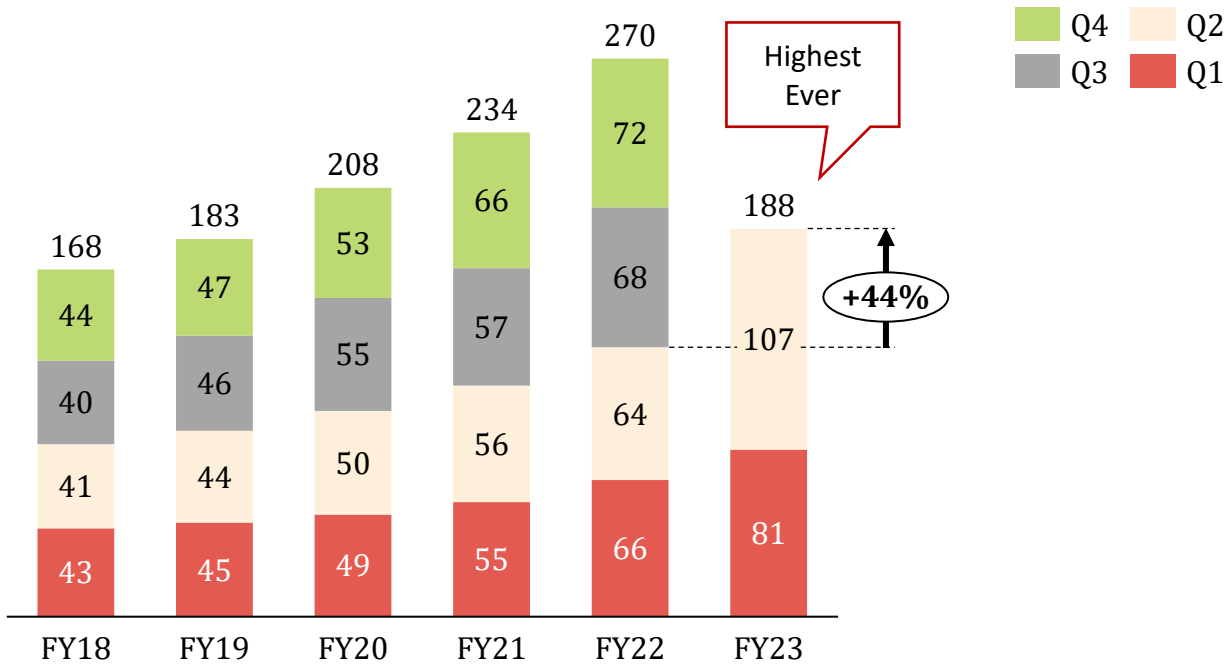
Rs. in Cr.



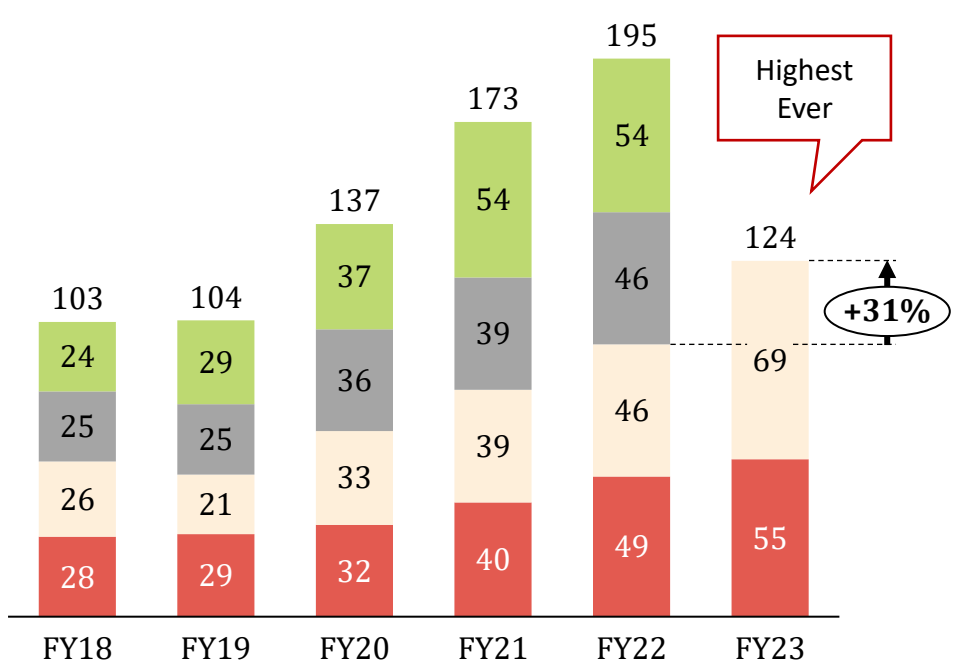
* Normalized EBITDA - Before Forex, Hedging Related Expenses

Liquid Division - Highest ever H1 performance

Revenue (Rs. In Cr.)



Normalized EBITDA* (Rs. In Cr.)



New and additional Capacities

* Normalized EBITDA - Before Forex, Hedging Related Expenses

Q2FY23 - Consolidated Profitability Statement

Rs. In Cr.	Q2FY23	Q2FY22	Y-o-Y %	H1FY23	H1FY22	Y-o-Y %
Revenue	2151	635	239%	4386	1313	234%
Cost of Sales	1899	445		3922	969	
Others	67	42		117	82	
Normalized EBITDA (Segment) *	184	148	24%	347	262	33%
Finance, Hedging & Forex related Expenses (Net)	14	-5		20	-8	
Depreciation	33	19		62	38	
Unallocated Expenses	9	10		6	18	
Profit Before Tax	128	124	3%	259	214	21%
Tax	27	23		51	41	
Profit after Tax	101	101	0%	209	173	21%
EPS (Diluted)	2.66	2.69		5.61	4.59	

* Normalized EBITDA – Before Forex, Hedging Related Expenses

Consolidated Balance Sheet

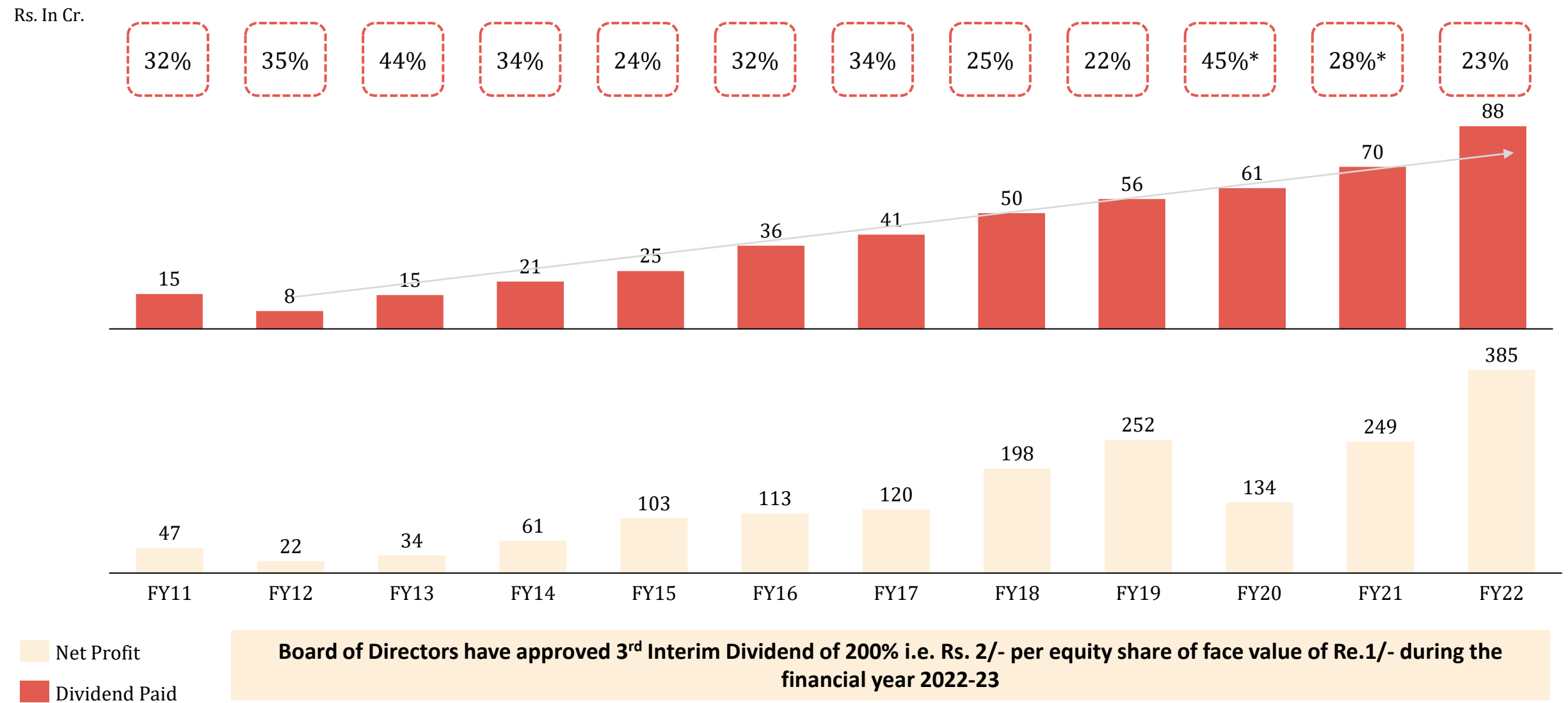
ASSETS (Rs. In Cr.)	Sep-22	Mar-22
Non-Current Assets		
Property, Plant and Equipment	3,528	2,374
Capital Work in Progress	353	253
Other Intangible Assets	0	1
Goodwill	8	1
Financial Assets		
Investments	0	-
Loan to Employees	0	-
Other financial assets	21	19
Current Tax Assets (Net)	32	36
Deferred Tax Assets (Net)	171	76
Other Non-Current Asset	99	93
Sub-total Non-Current Assets	4,213	2,851
Current Assets		
Inventories	206	91
Financial Assets		
Investments	112	-
Trade Receivables	398	738
Cash and Cash Equivalents	1,043	94
Bank Balance other than above	155	56
Other Financial Assets	143	41
Other Current Assets	132	164
Total Current Assets	2,188	1,183
TOTAL - ASSETS	6,401	4,034

EQUITIES AND LIABILITIES (Rs. In Cr.)	Sep-22	Mar-22
Equity		
Equity Share Capital	35	35
Other Equity	3,297	2,145
Equity Attributable to owners	3,333	2,180
Non controlling Interest	499	83
Sub-total Equity	3,832	2,262
Liabilities		
Non-Current Liabilities		
Financial Liabilities		
Borrowings	638	64
Lease Liabilities	779	413
Other financial liabilities	44	39
Provisions	15	15
Deferred tax liabilities (Net)	86	73
Other non-current liabilities	2	1
Total Non-Current Liabilities	1,564	605
Current Liabilities		
Financial Liabilities		
Borrowings	50	318
Lease Liabilities	70	40
Trade Payables	484	675
Other financial liabilities	145	41
Other current Liabilities	71	39
Provisions	6	5
Current Tax Liabilities (Net)	178	49
Total Current Liabilities	1,005	1,167
TOTAL EQUITIES AND LIABILITIES	6,401	4,034

Cash flow generation with a Disciplined Capital Investment

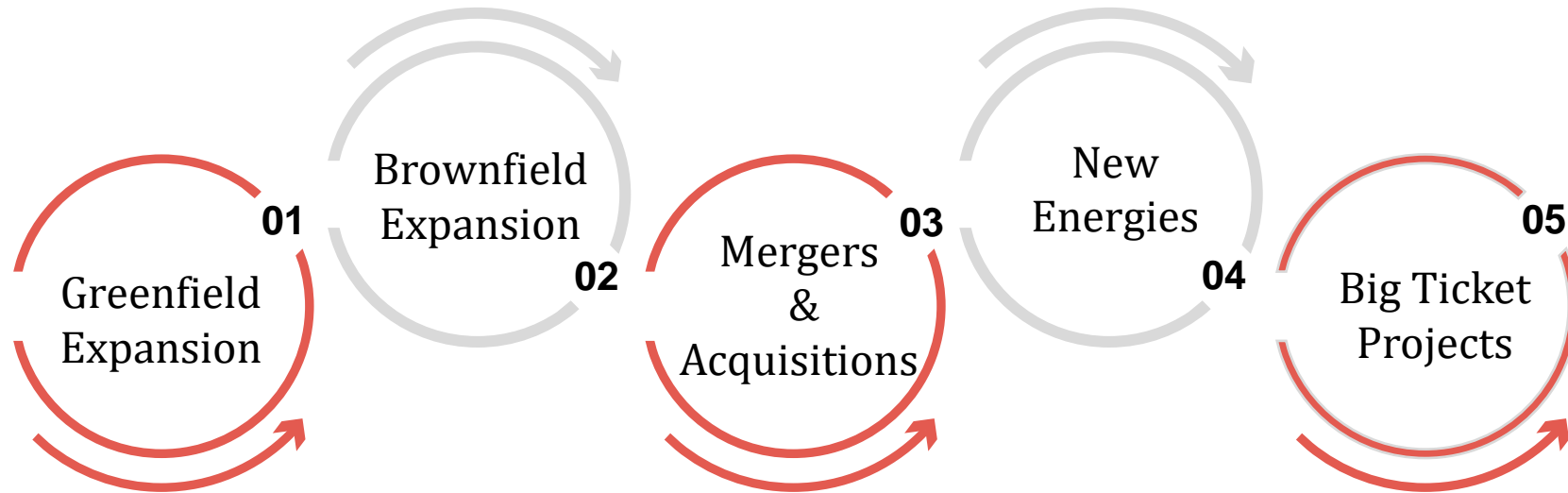
In Rs. Crs	Sep-22	Sep-21
Profit before tax	259	214
Operating Profit Before Working Capital Changes	259	244
Net cash inflow from operating activities (A)	-10	168
Net cash inflow/(outflow) from investing activities (B)	-298	-49
Net cash outflow from financing activities (C)	1,257	-101
Net increase/(decrease) in cash and cash equivalents (A+B+C)	949	18
Cash and cash equivalents at the beginning of the year	94	297
Cash and cash equivalents at the end of the year	1,043	315

Increasing dividend to Create Shareholders Value



*Includes non-cash expenses of Rs. 239 Crores in FY20 & Rs. 98 Crores in FY21 on account of Employee Stock Purchase Plan

Way Forward – GATI : Gateway Access to India



Well positioned to accelerate growth with Capabilities & Solid Experience

JV with Vopak

New Product Knowledge
 +
 Technical Expertise
 +
 Management Bandwidth
 +
 Financial Muscle
 +
 Global Relationships

Thank You



Aegis Logistics Limited
CIN: L63090GJ1956PLC001032

Mr. Murad Moledina, CFO
murad@aegisindia.com



Ms. Payal Dave
+91 9819916314
Payal.Dave@linkintime.co.in

Ms. Rasika Sawant
+91 9594457518
Rasika.Sawant@linkintime.co.in

