



TRANSCHEM LIMITED

November 07, 2020

To,
Corporate Relation Department
BSE Limited,
P. J. Towers, 1st Floor,
Dalal Street, New Trading Ring,
Rotunda Building, Fort,
MUMBAI – 400 001.

SUB: Unaudited Financial Results for the Quarter/Half Year ended 30.09.2020
REF: COMPANY CODE NO. 500422.

Dear Sir,

Pursuant to regulation 33 of SEBI (Listing Obligation and Disclosure Requirements) Regulation, 2015 please find attached herewith the statement of Unaudited financial results of the company for the quarter/ half year ended September 30, 2020, along with copy of Limited Review Report of the Auditors on the same in the prescribed format as reviewed by the audit committee and taken on record by the Board of Directors in their respective meetings held on November 07, 2020

These results are also being placed at the web-site of Company (www.transchem.net).

Please take the same on record.

Thanking you,

Yours faithfully,

For **TRANSCHEM LIMITED**

(NEERAJA KARANDIKAR)
Company Secretary (ACS 10130)

Encl: As above.

CIN : L24100MH1976PLC019327


Regd. Office : 304, Ganatra Estate, Pokhran Road No. 1, Khopat, Thane (W) 400 601.
Tel.: 022-2547 7077 Telefax : 022-2547 8601 E-mail : secretary@transchem.net Website : www.transchem.net


Limited Review Report on Unaudited Quarterly Financial Results and Unaudited Year to Date Financial Results Pursuant to the Regulation 33 of the SEBI (Listing Obligations and Disclosure Requirements) Regulations, 2015

**To The Board of Directors of
Transchem Limited**

1. We have reviewed the accompanying statement of unaudited financial Results of **Transchem Limited** ('the Company') for the quarter and the half year ended September 30, 2020 (the "Statement"), being submitted by the Company pursuant to the requirement of Regulation 33 of the SEBI (Listing Obligations and Disclosure Requirements) Regulations, 2015, as amended.
2. This Statement which is the responsibility of the Company's Management and approved by the Board of Directors, has been prepared in accordance with the recognition and measurement principles laid down in Indian Accounting Standard 34 "Interim Financial Reporting" ("Ind AS 34"), prescribed under Section 133 of the Companies Act, 2013 read with relevant rules issued thereunder and other accounting principles generally accepted in India. Our responsibility is to issue a report on the Statement based on our review.
3. We conducted our review of the Statement in accordance with the Standard on Review Engagements (SRE) 2410 "Review of Interim Financial Information Performed by the Independent Auditor of the Entity", issued by the Institute of Chartered Accountants of India. This Standard requires that we plan and perform the review to obtain moderate assurance as to whether the Statement is free of material misstatement. A review is limited primarily to inquiries of Company personnel and analytical procedures applied to financial data and thus provide less assurance than an audit. We have not performed an audit and, accordingly, we do not express an audit opinion.
4. Based on our review conducted as stated above, nothing has come to our attention that causes us to believe that the accompanying Statement, prepared in accordance with the aforesaid Indian Accounting Standard and other accounting principles generally accepted in India, has not disclosed the information required to be disclosed in terms of Regulation 33 of the SEBI (Listing Obligations and Disclosure Requirements) Regulations, 2015, as amended, including the manner in which it is to be disclosed, or that it contains any material misstatement.

For Maheshwari & Co.
Chartered Accountants
FRN: 105834W


Pawan Gattani
Partner
Membership No. 144734



UDIN: 20144734 AAAADN1387

Place: Mumbai
Date: November 7, 2020



TRANSCHEM LIMITED

CIN : L24100MH1976PLC019327
Email : secretary@transchem.net
Website : www.transchem.net

Statement of Unaudited Financial Results for the Quarter and Half Year Ended 30 September 2020

(Rupees in Lakhs, unless otherwise stated)

Sr. No.	Particulars	Quarter Ended			Half Year Ended		Year Ended
		30 Sep 2020	30 Jun 2020	30 Sep 2019	30 Sep 2020	30 Sep 2019	31 Mar 2020
		(Unaudited)	(Unaudited)	(Unaudited)	(Unaudited)	(Unaudited)	(Audited)
1	Income						
	a) Income from operations	-	-	-	-	-	-
	b) Other income	112.18	70.43	74.79	182.61	140.21	275.97
	c) Gain on sale of property, plant and equipment (refer note 4)	-	2,245.90	-	2,245.90	-	-
	Total Income	112.18	2,316.33	74.79	2,428.51	140.21	275.97
2	Expenses						
	a) Cost of materials consumed	-	-	-	-	-	-
	b) Employee benefit expenses	18.73	15.24	16.38	33.97	31.42	66.41
	c) Depreciation and amortisation expenses	0.17	11.89	14.67	12.06	28.86	57.34
	d) Finance cost	0.08	0.02	-	0.10	0.02	0.03
	e) Other expenses	52.17	22.26	13.41	74.43	22.99	72.94
	Total Expenses	71.15	49.41	44.46	120.56	83.29	196.72
3	Profit / (Loss) before exceptional items (1-2)	41.03	2,266.92	30.33	2,307.95	56.92	79.25
4	Exceptional Items	-	-	-	-	-	-
5	Profit / (Loss) before tax (3-4)	41.03	2,266.92	30.33	2,307.95	56.92	79.25
6	Tax expense	9.90	13.30	11.30	23.20	22.50	38.30
7	Net Profit / (Loss) for the period/year (5-6)	31.13	2,253.62	19.03	2,284.75	34.42	40.95
8	Other comprehensive income (OCI) (Net of tax)						
	Items that will not be reclassified to profit or loss						
	- Re-measurement gain/ (losses) on defined benefit plans	(0.05)	(0.05)	-	(0.10)	-	(0.20)
	- Net gain / (loss) on investments designated at FVTOCI	(2.43)	7.85	(46.87)	5.42	(101.26)	(161.92)
9	Total comprehensive income for the period (net of tax) (7+8)	28.65	2,261.42	(27.84)	2,290.07	(66.84)	(121.17)
10	Paid-up Equity Share Capital (Face value ₹10 per share)	1,224.00	1,224.00	1,224.00	1,224.00	1,224.00	1,224.00
11	Other Equity	NA	NA	NA	NA	NA	2,452.50
12	Earning per share (EPS) (in ₹) (not annualised)						
	i). Basic EPS	0.26	18.41	0.16	18.67	0.28	0.33
	ii). Diluted EPS	0.26	18.41	0.16	18.67	0.28	0.33


Figures for the quarters ended 30 September 2020 and 30 September 2019, as reported in these financial results, are the balancing figures between published year to date figures up to the end of the first quarter and half year ended of the respective period.





Statement of Assets and Liabilities

Particulars	(Rupees in Lakhs, unless otherwise stated)	
	As at	As at
	30 September 2020 (Unaudited)	31 March 2020 Audited
Assets		
Non - Current Assets		
Property, Plant and Equipment	11.36	370.14
Financial Assets		
Investments	701.21	368.59
Sub Total - Non - Current Assets	712.57	738.73
Current Assets		
Financial Assets		
Inventories	7.35	8.53
Cash and Cash Equivalents	136.18	1,637.16
Loans	4,105.73	1,205.01
Other Financial Assets	117.97	95.50
Other Current Assets	917.13	9.15
Current Tax Asset (Net)	13.00	12.74
Sub Total - Current Assets	5,297.36	2,968.09
Total Assets	6,009.93	3,706.82
Equity and Liabilities		
Equity		
Equity Share Capital	1,224.00	1,224.00
Other Equity	4,742.57	2,452.50
Sub Total - Equity	5,966.57	3,676.50
Liabilities		
Non - Current Liabilities		
Provisions	21.78	20.75
Sub Total - Non - Current Liabilities	21.78	20.75
Current Liabilities		
Provisions	0.64	0.64
Other Current Liabilities	20.94	8.93
Sub Total - Current Liabilities	21.58	9.57
Total Equity and Liabilities	6,009.93	3,706.82





Statement of Cash Flow for the Half Year Ended 30 September 2020			
(Rupees in Lakhs, unless otherwise stated)			
	Particulars	Half Year Ended 30	Half Year Ended 30
		September 2020	September 2019
		(Unaudited)	(Unaudited)
A	Cash Flows From Operating Activities		
	Profit / (Loss) Before Tax	2,307.95	56.92
	Adjustments For:		
	Depreciation and Amortization Expenses	12.06	28.86
	Capital Gains on Sale of Mutual Fund	(1.79)	-
	Gain on Sale of Property, Plant and Equipment	(2,245.90)	-
	Provision for gratuity and compensated absences expense	0.93	-
	Operating Profit before Working Capital Changes	73.25	85.78
	Adjustments For:		
	(Increase)/Decrease in Inventories	1.19	-
	(Increase)/Decrease in Loans and other Financial / Current Assets	(3,831.18)	(1,663.89)
	Increase/(Decrease) in Other Current Liabilities and Provisions	11.99	2.66
	Cash Generated from / (Used in) Operating Activities	(3,744.75)	(1,575.45)
	Direct taxes paid (net of refunds)	(23.45)	(42.67)
	Net Cash Generated from / (Used in) Operations (A)	(3,768.20)	(1,618.12)
B	Cash Flows From Investing Activities		
	Purchase of property, plant and equipments	(7.38)	-
	Sale of property, plant and equipments	2,600.00	-
	(Payments) towards purchase of Non Current Investments	(633.09)	-
	Proceeds from sale of Non - Current Investments	305.90	-
	(Payments) towards purchase of Current Investments	(500.00)	-
	Proceeds from Sale of Current Investments	501.79	-
	Net Cash Generated from Investing Activities (B)	2,267.22	-
C	Cash Flows From Financing Activities		
	Net Increase/(Decrease) in Cash & Cash Equivalents (A+B+C)	(1,500.98)	(1,618.12)
	Cash and Cash Equivalent as at beginning of the period	1,637.16	1,633.34
	Cash and Cash Equivalent as at ending of the period	136.18	15.22

Note:

- 1) The above cash flow statement has been prepared under the "Indirect Method" as per Indian Accounting Standard (Ind-AS) 7.
- 2) Figures in brackets indicate cash outflow and without brackets indicate cash inflow.





Notes:

- 1 The financial results of Transchem Limited ("the Company") for the quarter and half year ended 30 September 2020 have been reviewed by the Audit Committee and thereafter approved and taken on record by the Board of Directors in their meeting held on 07 November 2020 and have been subjected to Limited Review by the Statutory Auditors of the Company. There are no qualifications in the limited review report issued for the quarter and half year ended 30 September 2020.
- 2 During the quarter and half year ended 30 September 2020 and financial year 2019-20, the Company does not have revenue from operations and hence for the purpose of disclosure of segment information, the Company does not have a business segment. Further, the Company operates in India and accordingly no disclosures are required under secondary segment reporting.
- 3 The financial results are prepared in accordance with the Companies (Indian Accounting Standards) Rules, 2015 (Ind-AS) and amendments issued thereafter prescribed under Section 133 of the Companies Act, 2013, and other recognised accounting practices and policies as applicable.
- 4 During the previous quarter ended 30 June 2020, the Company had sold out its undertaking known as "Mushroom Plant" consisting of pieces and parcels of lands or ground bearing Gat nos. 379, 382, 380, 381, 384, 416 (part), 433, 434, 435, 438, 436 (part), and 383 of Village Bebadohal and Gat no. 579 (part) of Village Urse, Taluka Maval, District Pune 410 506, together with its land, structures, machinery and fixtures therein ("Property") for an aggregate consideration of Rs.26.00 Crores. The sale deed has been registered with competent authorities on 17 June 2020, accordingly the Company has recognised the gain on sale of the said area of Mushroom Plant during the quarter ended 30 June 2020.
- 5 The Company has opted for tax rate under section 115BAA of the Income Tax Act, 1961 which has been considered to determine the current tax liabilities.
- 6 Previous period figures have been regrouped/rearranged wherever considered necessary, to correspond with the current period / year classification / disclosures.

Place: Thane

Date: 07 November 2020

For Transchem Limited,

Mirza Saeed Kazi
Director
DIN:03348588

