



TECHNO ELECTRIC & ENGINEERING COMPANY LIMITED

Corporate Office :

1B, Park Plaza, South Block, 71, Park Street, Kolkata - 700 016, India

Tel. : (033) 4051-3000, Fax : (033) 4051-3326, E-mail : techno.email@techno.co.in

CIN : L40108UP2005PLC094368



May 28, 2024

National Stock Exchange of India Ltd. 5 th floor, Exchange Plaza Bandra – Kurla Complex Bandra (East) <u>Mumbai - 400 051</u> NSE SYMBOL: TECHNOE	BSE Limited Department of Corporate Services Phiroze Jeejeebhoy Towers Dalal Street, <u>Mumbai – 400 001</u> BSE CODE - 542141
---	---

Dear Sirs,

Sub: Outcome of Board Meeting held today, i.e. 28.05.2024

With reference to the aforementioned subject, we would like to inform you that the Board of Directors at their Meeting held today i.e. 28th May, 2024 have inter-alia:

1. Approved and taken on record the Audited Standalone and Consolidated Financial Results of the Company for the **Quarter and Year ended 31st March, 2024** (Copy enclosed), in terms of Regulation 33 of the SEBI (Listing Obligations and Disclosure Requirements) Regulations 2015;
2. Auditors' Report on the Standalone and Consolidated Results with unmodified opinion.
3. Approved the Annual Accounts of the Company for the year ended 31st March, 2024.
4. Has recommended Final Dividend for the financial year 2023-24 @Rs.7/- (Rupees Seven) per Equity share of face value of Rs.2/-.
5. Has Re-appointed Mr. Pradeep Kumar Lohia as Chief Financial Officer (CFO) till March 31, 2027.

The Board Meeting commenced at 3:30 PM and concluded at 6:30 PM.

Thanking you,

Yours faithfully,

For Techno Electric & Engineering Company Ltd.

(Niranjana Brahma)

Company Secretary (A-11652)

Walker Chandiook & Co LLP

Walker Chandiook & Co LLP
21st Floor, DLF Square
Jacaranda Marg, DLF Phase II,
Gurugram - 122 002
Haryana, India
T +91 124 462 8099
F +91 124 462 8001

Independent Auditor's Report on Standalone Annual Financial Results of the Company Pursuant to the Regulation 33 of the SEBI (Listing Obligations and Disclosure Requirements) Regulations, 2015 (as amended)


To the Board of Directors of Techno Electric & Engineering Company Limited

Opinion

1. We have audited the accompanying standalone annual financial results ('the Statement') of Techno Electric & Engineering Company Limited ('the Company') for the year ended 31 March 2024, attached herewith, being submitted by the Company pursuant to the requirements of Regulation 33 of the SEBI (Listing Obligations and Disclosure Requirements) Regulations, 2015 (as amended) ('Listing Regulations').
2. In our opinion and to the best of our information and according to the explanations given to us, the Statement:
 - (i) presents financial results in accordance with the requirements of Regulation 33 of the Listing Regulations; and
 - (ii) gives a true and fair view in conformity with the recognition and measurement principles laid down in the applicable Indian Accounting Standards ('Ind AS') specified under section 133 of the Companies Act, 2013 ('the Act'), read with the Companies (Indian Accounting Standards) Rules, 2015, and other accounting principles generally accepted in India, of the standalone net profit after tax and other comprehensive income and other financial information of the Company for the year ended 31 March 2024.

Basis for Opinion

3. We conducted our audit in accordance with the Standards on Auditing specified under section 143(10) of the Act. Our responsibilities under those standards are further described in the *Auditor's Responsibilities for the Audit of the Statement* section of our report. We are independent of the Company in accordance with the Code of Ethics issued by the Institute of Chartered Accountants of India ('the ICAI') together with the ethical requirements that are relevant to our audit of the financial results under the provisions of the Act and the rules thereunder, and we have fulfilled our other ethical responsibilities in accordance with these requirements and the Code of Ethics. We believe that the audit evidence obtained by us, is sufficient and appropriate to provide a basis for our opinion.



Walker Chandniok & Co LLP

Emphasis of Matter(s) – Trade Receivable (Including retention receivables), Other Receivables and Loans

We draw attention to notes 6, 7, 8, 9 and 10 to the accompanying standalone financial results for the year ended 31 March 2024 in connection with the trade receivables (including retention receivables), other receivables (other current financial assets) and Loans amounting to ₹ 14,810.87 lakhs ₹ 1,772.00 lakhs and ₹ 3,000.00 lakhs respectively, which are pending settlement/ realization and are substantially overdue as on 31 March 2024. The management of the company based on its internal assessment, external legal opinions and certain interim favourable regulatory orders, is of the view that the aforesaid balances are fully recoverable and accordingly, no provision for impairment is required to be recognized in respect of such balances as on 31 March 2024. Our conclusion is not modified in respect of this matter.

Responsibilities of Management and Those Charged with Governance for the Statement

4. This Statement has been prepared on the basis of the standalone annual financial statements and has been approved by the Company's Board of Directors. The Company's Board of Directors is responsible for the preparation and presentation of the Statement that gives a true and fair view of the net profit and other comprehensive income and other financial information of the Company in accordance with the Ind AS specified under section 133 of the Act, read with the Companies (Indian Accounting Standards) Rules, 2015 and other accounting principles generally accepted in India, and in compliance with Regulation 33 of the Listing Regulations. This responsibility also includes maintenance of adequate accounting records in accordance with the provisions of the Act for safeguarding of the assets of the Company and for preventing and detecting frauds and other irregularities; selection and application of appropriate accounting policies; making judgments and estimates that are reasonable and prudent; and design, implementation and maintenance of adequate internal financial controls that were operating effectively for ensuring the accuracy and completeness of the accounting records, relevant to the preparation and presentation of the Statement that gives a true and fair view and is free from material misstatement, whether due to fraud or error.
5. In preparing the Statement, the Board of Directors is responsible for assessing the Company's ability to continue as a going concern, disclosing, as applicable, matters related to going concern, and using the going concern basis of accounting unless the Board of Directors either intends to liquidate the Company or to cease operations, or has no realistic alternative but to do so.
6. The Board of Directors is also responsible for overseeing the Company's financial reporting process.

Auditor's Responsibilities for the Audit of the Statement

7. Our objectives are to obtain reasonable assurance about whether the Statement as a whole is free from material misstatement, whether due to fraud or error, and to issue an auditor's report that includes our opinion. Reasonable assurance is a high level of assurance but is not a guarantee that an audit conducted in accordance with Standards on Auditing, specified under section 143(10) of the Act, will always detect a material misstatement when it exists. Misstatements can arise from fraud or error and are considered material if, individually or in the aggregate, they could reasonably be expected to influence the economic decisions of users taken on the basis of this Statement.
8. As part of an audit in accordance with the Standards on Auditing, specified under section 143(10) of the Act, we exercise professional judgment and maintain professional skepticism throughout the audit. We also:
 - Identify and assess the risks of material misstatement of the Statement, whether due to fraud or error, design and perform audit procedures responsive to those risks, and obtain audit evidence that is sufficient and appropriate to provide a basis for our opinion. The risk of not detecting a material misstatement resulting from fraud is higher than for one resulting from error, as fraud may involve collusion, forgery, intentional omissions, misrepresentations, or the override of internal control;

Walker Chandiook & Co LLP

- Obtain an understanding of internal control relevant to the audit in order to design audit procedures that are appropriate in the circumstances. Under section 143(3) (i) of the Act, we are also responsible for expressing our opinion on whether the Company has in place an adequate internal financial control with reference to financial statements and the operating effectiveness of such controls;
 - Evaluate the appropriateness of accounting policies used and the reasonableness of accounting estimates and related disclosures made by the Board of Directors;
 - Conclude on the appropriateness of the Board of Directors' use of the going concern basis of accounting and, based on the audit evidence obtained, whether a material uncertainty exists related to events or conditions that may cast significant doubt on the Company's ability to continue as a going concern. If we conclude that a material uncertainty exists, we are required to draw attention in our auditor's report to the related disclosures in the Statement or, if such disclosures are inadequate, to modify our opinion. Our conclusions are based on the audit evidence obtained up to the date of our auditor's report. However, future events or conditions may cause the Company to cease to continue as a going concern;
 - Evaluate the overall presentation, structure, and content of the Statement, including the disclosures, and whether the Statement represents the underlying transactions and events in a manner that achieves fair presentation.
9. We communicate with those charged with governance regarding, among other matters, the planned scope and timing of the audit and significant audit findings, including any significant deficiencies in internal control that we identify during our audit.
10. We also provide those charged with governance with a statement that we have complied with relevant ethical requirements regarding independence, and to communicate with them all relationships and other matters that may reasonably be thought to bear on our independence, and where applicable, related safeguards.

Other Matter

11. The Statement includes the financial results for the quarter ended 31 March 2024, being the balancing figures between the audited figures in respect of the full financial year and the published unaudited year-to-date figures up to the third quarter of the current financial year, which were subject to limited review by us.

For Walker Chandiook & Co LLP

Chartered Accountants

Firm Registration No.: 001076N/N500013



Manoj Kumar Gupta

Partner

Membership No. 083906

UDIN: 24083906BKFLV04756



Place: Gurugram

Date: 28 May 2024

Walker Chandiook & Co LLP

Walker Chandiook & Co LLP
21st Floor, DLF Square
Jacaranda Marg, DLF Phase II,
Gurugram - 122 002
Haryana, India
T +91 124 462 8099
F +91 124 462 8001

Independent Auditor's Report on Consolidated Annual Financial Results of the Company Pursuant to the Regulation 33 of the SEBI (Listing Obligations and Disclosure Requirements) Regulations, 2015 (as amended)


To the Board of Directors of Techno Electric & Engineering Company Limited

Opinion

1. We have audited the accompanying consolidated annual financial results ("the Statement") of Techno Electric & Engineering Company Limited ("the Holding Company") and its subsidiaries (the Holding Company and its subsidiaries together referred to as "the Group"), for the year ended 31 March 2024, attached herewith, being submitted by the Holding Company pursuant to the requirements of Regulation 33 of the SEBI (Listing Obligations and Disclosure Requirements) Regulations, 2015 (as amended) ("Listing Regulations"),
2. In our opinion and to the best of our information and according to the explanations given to us and based on the consideration of the reports of other auditors on separate audited financial statements of the subsidiaries, as referred to in paragraph 13 below, the Statement:
 - (i) includes the annual financial results of the entities listed in Annexure 1;
 - (ii) presents financial results in accordance with the requirements of Regulation 33 of the Listing Regulations; and
 - (iii) gives a true and fair view in conformity with the recognition and measurement principles laid down in the applicable Indian Accounting Standards ("Ind AS") prescribed under section 133 of the Companies Act, 2013 ("the Act") read with the Companies (Indian Accounting Standards) Rules, 2015, and other accounting principles generally accepted in India, of the consolidated net profit after tax and other comprehensive income and other financial information of the Group, for the year ended 31 March 2024.

Basis for Opinion

3. We conducted our audit in accordance with the Standards on Auditing specified under section 143(10) of the Act. Our responsibilities under those standards are further described in *the Auditor's Responsibilities for the Audit of the Statement* section of our report. We are independent of the Group, in accordance with the Code of Ethics issued by the Institute of Chartered Accountants of India ("the ICAI") together with the ethical requirements that are relevant to our audit of the financial results under the provisions of the Act, and the rules thereunder, and we have fulfilled our other ethical responsibilities in accordance with these requirements and the Code of Ethics. We believe that the audit evidence obtained by us together with the audit evidence obtained by the other auditors in terms of their reports referred to in paragraph 13 of the Other Matter section below, is sufficient and appropriate to provide a basis for our opinion.



Walker Chandniok & Co LLP

Emphasis of Matter – Trade Receivables (including retention receivables), Other Receivables and Loans

4. We draw attention to notes 6, 7, 8, 9 and 10 to the accompanying consolidated financial results for the year ended 31 March 2024 in connection with the trade receivables (including retention receivables), other receivables (under other current financial assets) and Loans amounting to ₹ 14,810.87 lakhs, ₹ 1,772.00 lakhs and ₹ 3,000.00 lakhs respectively, which are pending settlement/ realization and are substantially overdue as on 31 March 2024. The management of the company based on its internal assessment, external legal opinions and certain interim favourable regulatory orders, is of the view that the aforesaid balances are fully recoverable and accordingly, no provision for impairment is required to be recognized in respect of such balances as on 31 March 2024. Our conclusion is not modified in respect of this matter.

Responsibilities of Management and Those Charged with Governance for the Statement

5. The Statement, which is the responsibility of the Holding Company's management and has been approved by the Holding Company's Board of Directors, has been prepared on the basis of the consolidated annual financial statements. The Holding Company's Board of Directors is responsible for the preparation and presentation of the Statement that gives a true and fair view of the consolidated net profit or loss and other comprehensive income, and other financial information of the Group in accordance with the Ind AS prescribed under section 133 of the Act read with the Companies (Indian Accounting Standards) Rules, 2015 and other accounting principles generally accepted in India and in compliance with Regulation 33 of the Listing Regulations. The Holding Company's Board of Directors is also responsible for ensuring accuracy of records including financial information considered necessary for the preparation of the Statement. Further, in terms of the provisions of the Act, the respective Board of Directors/ management of the companies included in the Group, covered under the Act, are responsible for maintenance of adequate accounting records in accordance with the provisions of the Act, for safeguarding of the assets of the Group, and for preventing and detecting frauds and other irregularities; selection and application of appropriate accounting policies; making judgments and estimates that are reasonable and prudent; and design, implementation and maintenance of adequate internal financial controls, that were operating effectively, for ensuring the accuracy and completeness of the accounting records, relevant to the preparation and presentation of the financial results, that give a true and fair view and are free from material misstatement, whether due to fraud or error. These financial results have been used for the purpose of preparation of the Statement by the Directors of the Holding Company, as aforesaid.
6. In preparing the Statement, the respective Board of Directors/ management of the companies included in the Group, are responsible for assessing the ability of the Group, to continue as a going concern, disclosing, as applicable, matters related to going concern and using the going concern basis of accounting, unless the respective Board of Directors/ management either intends to liquidate the Group or to cease operations, or has no realistic alternative but to do so.
7. Those respective Board of Directors are also responsible for overseeing the financial reporting process of the companies included in the Group.

Auditor's Responsibilities for the Audit of the Statement

8. Our objectives are to obtain reasonable assurance about whether the Statement as a whole is free from material misstatement, whether due to fraud or error, and to issue an auditor's report that includes our opinion. Reasonable assurance is a high level of assurance but is not a guarantee that an audit conducted in accordance with Standards on Auditing specified under section 143(10) of the Act will always detect a material misstatement, when it exists. Misstatements can arise from fraud or error, and are considered material if, individually, or in the aggregate, they could reasonably be expected to influence the economic decisions of users taken on the basis of this Statement.
9. As part of an audit in accordance with the Standards on Auditing specified under section 143(10) of the Act, we exercise professional judgment and maintain professional skepticism throughout the audit. We also:
 - Identify and assess the risks of material misstatement of the Statement, whether due to fraud or error, design and perform audit procedures responsive to those risks, and obtain audit evidence that is sufficient and appropriate to provide a basis for our opinion. The risk of not detecting a material misstatement

Walker Chandniok & Co LLP

resulting from fraud is higher than for one resulting from error, as fraud may involve collusion, forgery, intentional omissions, misrepresentations, or the override of internal control;

- Obtain an understanding of internal control relevant to the audit in order to design audit procedures that are appropriate in the circumstances. Under section 143(3) (i) of the Act, we are also responsible for expressing our opinion on whether the Holding Company has adequate internal financial controls with reference to financial statements in place and the operating effectiveness of such controls;
 - Evaluate the appropriateness of accounting policies used and the reasonableness of accounting estimates and related disclosures made by the Board of Directors;
 - Conclude on the appropriateness of Board of Directors' use of the going concern basis of accounting and, based on the audit evidence obtained, whether a material uncertainty exists related to events or conditions that may cast significant doubt on the ability of the Group, to continue as a going concern. If we conclude that a material uncertainty exists, we are required to draw attention in our auditor's report to the related disclosures in the Statement or, if such disclosures are inadequate, to modify our opinion. Our conclusions are based on the audit evidence obtained up to the date of our auditor's report. However, future events or conditions may cause the Group to cease to continue as a going concern;
 - Evaluate the overall presentation, structure and content of the Statement, including the disclosures, and whether the Statement represents the underlying transactions and events in a manner that achieves fair presentation; and
 - Obtain sufficient appropriate audit evidence regarding the financial statements of the entities within the Group, to express an opinion on the Statement. We are responsible for the direction, supervision and performance of the audit of financial information of such entities included in the Statement, of which we are the independent auditors. For the other entities included in the Statement, which have been audited by the other auditors, such other auditors remain responsible for the direction, supervision and performance of the audits carried out by them. We remain solely responsible for our audit opinion.
10. We communicate with those charged with governance of the Holding Company, regarding, among other matters, the planned scope and timing of the audit and significant audit findings, including any significant deficiencies in internal control that we identify during our audit.
11. We also provide those charged with governance with a statement that we have complied with relevant ethical requirements regarding independence, and to communicate with them all relationships and other matters that may reasonably be thought to bear on our independence, and where applicable, related safeguards.
12. We also performed procedures in accordance with SEBI Circular CIR/CFD/CMD1/44/2019 dated 29 March 2019, issued by the SEBI under Regulation 33 (8) of the Listing Regulations, to the extent applicable.

Other Matters

13. We did not audit the annual financial statements of ten subsidiaries included in the Statement, whose financial information reflects total assets of ₹ 29,589.56 lakhs as at 31 March 2024, total revenues of ₹ 15,914.15 lakhs total net profit after tax of ₹ 612.73 lakhs, total comprehensive income of ₹ 612.73 lakhs, and cash flows (net) of ₹ 90.82 lakhs for the year ended on that date, as considered in the Statement. These annual financial statements have been audited by other auditors whose audit reports have been furnished to us by the management, and our opinion in so far as it relates to the amounts and disclosures included in respect of these subsidiaries is based solely on the audit reports of such other auditors, and the procedures performed by us as stated in paragraph 9 above.

Further, of these subsidiaries, one subsidiary, is located outside India, whose annual financial statements have been prepared in accordance with accounting principles generally accepted in that country, and which has been audited by other auditor under Singapore Financial Reporting Standards (International) applicable in that country. The Holding Company's management has converted the financial statements of such subsidiary from accounting principles generally accepted in their country to accounting principles generally accepted in India. We have


Walker Chandiook & Co LLP

audited these conversion adjustments made by the Holding Company's management. Our opinion, in so far as it relates to the amounts and disclosures included in respect of this subsidiary, is based on the audit report of other auditor and the conversion adjustments prepared by the management of the Holding Company and audited by us.

Our opinion is not modified in respect of this matter with respect to our reliance on the work done by and the reports of the other auditors.

14. The Statement includes the consolidated financial results for the quarter ended 31 March 2024, being the balancing figures between the audited consolidated figures in respect of the full financial year and the published unaudited year-to-date consolidated figures up to the third quarter of the current financial year, which were subject to limited review by us.

For Walker Chandiook & Co LLP
Chartered Accountants
Firm Registration No.: 001076N/N500013


Manoj Kumar Gupta
Partner
Membership No. 083906
UDIN: 24083906BKFLVP9082



Place: Gurugram
Date: 28 May 2024

Walker ChandioK &Co LLP

Annexure 1

List of entities included in the Statement

Name of the entity	Relationship
Techno Infra Developers Private Limited	Wholly owned Subsidiary
Techno Digital Infra Private Limited	Wholly owned Subsidiary
Techno Green Energy Private Limited	Wholly owned Subsidiary
Techno Wind Power Private Limited	Wholly owned Subsidiary
Rajgarh Agro Products Limited	Subsidiary
Techno AMI Solutions Private Limited	Wholly owned Subsidiary
Techno Data Center Limited	Wholly owned Subsidiary
Techno AMI Solutions 1 Private Limited	Wholly owned Subsidiary
Techno AMI Solutions 2 Private Limited	Wholly owned Subsidiary
Techno Electric Overseas Pte. Limited	Foreign Subsidiary



Statement of Standalone Financial Results for the quarter and year ended 31 March 2024
Statement of Profit and loss

(Amount in ₹ lakhs)

Sl. No.	Particulars	Quarter ended			Year ended	
		31 March 2024	31 December 2023	31 March 2023	31 March 2024	31 March 2023
		Unaudited Refer Note 4	Unaudited	Unaudited Refer Note 4	Audited	Audited
1	Income					
a	Revenue from Operations	48,267.86	36,565.74	45,009.30	1,68,086.72	96,662.09
b	Other Income	3,086.68	4,163.68	2,214.41	13,145.27	7,430.38
	Total Income [1(a) + 1(b)]	51,354.54	40,729.42	47,223.71	1,81,231.99	1,04,092.47
2	Expenses					
a	Cost of materials consumed	40,284.77	27,533.81	37,783.58	1,28,757.04	76,674.77
b	Changes in inventories of stock-in-trade	(2,336.69)	1,678.09	(1,434.34)	3,562.66	(3,440.53)
c	Employee benefits expense	1,268.92	1,123.81	1,380.35	4,615.42	4,218.99
d	Finance costs	425.70	395.28	629.32	1,641.66	1,065.76
e	Depreciation and amortisation expense	189.95	189.90	188.17	748.04	723.69
f	Other expenses	3,166.10	1,735.73	3,401.21	8,461.58	7,364.41
	Total expenses [2(a) to 2(f)]	42,998.75	32,656.62	41,948.29	1,47,786.40	86,607.09
3	Profit before tax (1 - 2)	8,355.79	8,072.80	5,275.42	33,445.59	17,485.38
4	Tax expenses					
a	Current tax	1,920.54	1,180.12	1,279.42	5,995.50	4,400.90
b	Tax pertaining to earlier years	(91.47)	-	97.76	79.56	97.76
c	Deferred tax charge/(credit)	(412.89)	(868.64)	276.49	139.96	174.19
	Total tax expenses [4(a) to 4(c)]	1,416.18	311.48	1,653.67	6,215.02	4,672.85
5	Total profit for the period / year from continuing operations (3 - 4)	6,939.61	7,761.32	3,621.75	27,230.57	12,812.53
6	Discontinued operations (refer note 5)					
a	(Loss)/ profit from discontinued operations	-	-	(144.80)	(425.50)	4,541.05
b	Exceptional Items - Gain on sale of discontinued operations	-	-	6,785.61	79.65	6,785.61
c	Tax expense of discontinued operations	-	-	1,073.57	(88.87)	2,301.71
	Total profit/ (loss) for the period / year from discontinued operations (after tax) [6(a)+6(b)-6(c)]	-	-	5,567.24	(256.98)	9,024.95
7	Profit after tax (5 + 6)	6,939.61	7,761.32	9,188.99	26,973.59	21,837.48
8	Other Comprehensive Income (Items that will not be reclassified to profit or loss)					
a	Profit/(loss) on investment in equity instruments through OCI	-	723.69	(370.40)	3,198.89	(68.27)
b	Income tax effect on above	-	(121.89)	84.75	(324.25)	15.62
c	Remeasurements of defined benefit plans	51.73	(17.98)	(46.95)	(2.23)	(71.95)
d	Income tax effect on above	(31.13)	4.53	11.82	(17.55)	18.11
9	Total comprehensive income for the period/year	6,960.21	8,349.67	8,868.21	29,828.45	21,730.99
10	Paid-up equity share capital (face value ₹ 2)	2,152.38	2,152.38	2,152.38	2,152.38	2,152.38
11	Other Equity (excluding revaluation reserve)				2,17,018.87	1,93,647.56
12	Earning per share of ₹ each (not annualised)					
	Earning per equity share for continuing operations Basic & Diluted (₹)	6.45	7.21	3.36	25.30	11.73
	Earning per equity share for discontinued operations Basic & Diluted (₹)	-	-	5.17	(0.24)	8.26
	Earning per equity share for continuing and discontinued operations Basic & Diluted (₹)	6.45	7.21	8.53	25.06	19.99



Statement of Standalone Financial Results for the quarter and year ended 31 March 2024

Statement of segment revenue, results, assets and liabilities

(Amount in ₹ lakhs)

Sl. No.	Particulars	Quarter ended			Year ended	
		31 March 2024	31 December 2023	31 March 2023	31 March 2024	31 March 2023
		Unaudited Refer Note 4	Unaudited	Unaudited Refer Note 4	Audited	Audited
1	Segment Revenue (Net Sales, Income from operations and Other income)					
	a) EPC / Engineering Services	48,169.11	36,441.81	45,003.00	1,67,108.46	95,929.82
	b) Others	105.80	124.32	90.29	1,043.80	1,087.93
	c) Corporate / unallocable	3,079.63	4,163.29	2,130.42	13,079.73	7,074.72
	Total Segment Revenue	51,354.54	40,729.42	47,223.71	1,81,231.99	1,04,092.47
	Less : Inter- segment revenue	-	-	-	-	-
	Net sales & income from operations	51,354.54	40,729.42	47,223.71	1,81,231.99	1,04,092.47
2	Segment Results					
	a) EPC / Engineering Services	5,908.61	4,407.81	3,900.64	22,084.05	11,285.17
	b) Others	(206.75)	(103.01)	(126.31)	(76.53)	191.25
	c) Corporate / unallocable	3,079.63	4,163.28	2,130.41	13,079.73	7,074.72
	Total	8,781.49	8,468.08	5,904.74	35,087.25	18,551.14
	Less: Interest and finance charges (net)	425.70	395.28	629.32	1,641.66	1,065.76
	Total profit before tax	8,355.79	8,072.80	5,275.42	33,445.59	17,485.38
3	Segment Assets					
	a) EPC / Engineering Services	1,33,875.41	1,24,419.96	1,20,883.29	1,33,875.41	1,20,883.29
	b) Others	5,462.53	4,980.76	5,335.02	5,462.53	5,335.02
	c) Corporate/unallocable	1,37,583.80	1,42,662.31	1,34,563.59	1,37,583.80	1,34,563.59
	Total segment assets	2,76,921.74	2,72,063.03	2,60,781.90	2,76,921.74	2,60,781.90
4	Segment Liabilities					
	a) EPC / Engineering Services	59,652.09	65,117.57	74,266.74	59,652.09	74,266.74
	b) Others	248.38	315.34	79.11	248.38	79.11
	c) Corporate/unallocable	7,145.24	7,853.59	7,894.50	7,145.24	7,894.50
	Total segment liabilities	67,045.71	73,286.50	82,240.35	67,045.71	82,240.35
	Information related to discontinued operations (refer note 5)					
i	Segment Revenue	-	-	369.09	-	7,846.23
ii	Segment Results (including exceptional items)	-	-	6,640.81	(345.85)	11,326.66
iii	Segment Assets	9,295.22	13,434.09	18,889.91	9,295.22	18,889.91
iv	Segment Liabilities	-	-	1,631.52	-	1,631.52



Statement of Consolidated Financial Results for the quarter and year ended 31 March 2024

Statement of Profit and loss

(Amount in ₹ lakhs)

Sl. No.	Particulars	Quarter Ended			Year ended	
		31 March 2024	31 December 2023	31 March 2023	31 March 2024	31 March 2023
		Unaudited Refer Note 4	Unaudited	Unaudited Refer Note 4	Audited	Audited
1	Income					
a	Revenue from Operations	43,962.14	32,654.02	31,297.06	1,50,238.09	82,949.85
b	Other Income	3,125.55	4,483.29	2,267.77	13,610.96	7,464.40
	Total Income [1(a) + 1(b)]	47,087.69	37,137.31	33,564.83	1,63,849.05	90,414.25
2	Expenses					
a	Cost of materials consumed	36,338.83	22,424.88	27,128.97	1,12,473.98	66,020.16
b	Changes in inventories of stock-in-trade	(2,336.69)	1,678.09	(1,434.34)	3,562.66	(3,440.53)
c	Employee benefit expense	1,268.91	1,123.81	1,380.35	4,615.42	4,218.99
d	Finance costs	427.02	395.28	629.32	1,642.98	1,065.76
e	Depreciation and amortisation expense	199.02	198.97	197.23	784.30	759.95
f	Other expenses	3,250.57	1,793.86	3,509.18	8,644.67	7,484.34
	Total expenses [2(a) to 2(f)]	39,147.66	27,614.89	31,410.71	1,31,724.01	76,108.67
3	Profit before tax (1 - 2)	7,940.03	9,522.42	2,154.12	32,125.04	14,305.58
4	Tax Expenses					
a	Current tax	1,943.45	1,197.84	1,279.65	6,064.63	4,401.09
b	Tax pertaining to earlier years	(114.24)	9.95	97.76	66.74	97.76
c	Deferred tax charge/(credit)	(1,642.98)	(872.96)	264.95	(1,108.82)	145.90
	Total tax expenses [4(a) to 4(c)]	186.23	334.83	1,642.36	5,022.55	4,644.75
5	Total profit for the period / year from continuing operations (3 - 4)	7,753.80	9,187.59	511.76	27,102.49	9,660.83
6	Discontinued operations (refer note 5)					
a	(Loss)/ profit from discontinued operations	-	-	(144.80)	(425.50)	4,541.05
b	Exceptional Items - Gain on sale of discontinued operations	-	-	6,785.61	79.65	6,785.61
c	Tax expense of discontinued operations	-	-	1,073.57	(88.87)	2,301.71
	Total profit/ (loss) for the period / year from discontinued operations (after tax) [6(a)+6(b)-6(c)]	-	-	5,567.24	(256.98)	9,024.95
7	Profit after tax (5 + 6)	7,753.80	9,187.59	6,079.00	26,845.51	18,685.78
8	Other Comprehensive Income (Items that will not be reclassified to profit or loss)					
a	Profit/(loss) on investment in equity instruments through OCI	-	723.69	(370.40)	3,198.89	(68.27)
b	Income tax effect on above	-	(121.89)	84.75	(324.25)	15.62
c	Remeasurements of defined benefit plans	51.73	(17.98)	(46.95)	(2.23)	(71.95)
d	Income tax effect on above	(31.13)	4.53	11.82	(17.55)	18.11
	Other Comprehensive Income (Items that will be reclassified to profit or loss)					
a	Exchange differences on translation foreign operations	15.25	(17.34)	-	59.91	-
9	Total comprehensive income for the period/year (7 + 8)	7,789.65	9,758.60	5,758.22	29,760.28	18,579.29
10	Profit / (Loss) for the period attributable to :					
a	Owners of the Company	7,753.89	9,187.76	6,079.17	26,845.73	18,685.96
b	Non - controlling Interest	(0.09)	(0.17)	(0.17)	(0.22)	(0.18)
11	Other comprehensive income for the period/ year attributable to:					
a	Owners of the Company	35.85	571.01	(320.78)	2,914.77	(106.49)
b	Non - controlling Interest	-	-	-	-	-
12	Total comprehensive income for the period/ year attributable to:					
a	Owners of the Company	7,789.74	9,758.77	5,758.39	29,760.50	18,579.47
b	Non - controlling Interest	(0.09)	(0.17)	(0.17)	(0.22)	(0.18)
13	Total Comprehensive Income for the period/ year attributable to owners arising from:					
a	Continuing operations	7,789.74	9,758.77	191.15	30,017.48	9,554.52
b	Discontinued operations (refer note 5)	-	-	5,567.24	(256.98)	9,024.95



Statement of Consolidated Financial Results for the quarter and year ended 31 March 2024 (cont'd)

(Amount in ₹ lakhs)

Sl. No.	Particulars	Quarter ended			Year ended	
		31 March 2024	31 December 2023	31 March 2023	31 March 2024	31 March 2023
		Unaudited Refer Note 4	Unaudited	Unaudited Refer Note 4	Audited	Audited
14	Paid-up equity share capital (face value ₹ 2 each)	2,152.38	2,152.38	2,152.38	2,152.38	2,152.38
15	Other Equity (excluding revaluation reserve)				2,14,168.32	1,90,865.20
16	Earning per share of ₹ 2 each (not annualised)					
	Earning per equity share for continuing operations Basic & Diluted (₹)	7.20	8.53	0.48	25.18	8.84
	Earning per equity share for discontinued operations Basic & Diluted (₹)	-	-	5.17	(0.24)	8.26
	Earning per equity share for continuing and discontinued operations Basic & Diluted (₹)	7.20	8.53	5.65	24.94	17.10

(This space has been intentionally left blank)



Statement of Consolidated Financial Results for the quarter and year ended 31 March 2024

Statement of segment revenue, results, assets and liabilities

(Amount in ₹ lakhs)

Sl. No.	Particulars	Quarter Ended			Year ended	
		31 March 2024	31 December 2023	31 March 2023	31 March 2024	31 March 2023
		Unaudited Refer Note 4	Unaudited	Unaudited Refer Note 4	Audited	Audited
1	Segment Revenue (Net Sales, Income from operations and Other income)					
	a) EPC / Engineering Services	43,863.40	32,530.10	31,290.76	1,49,259.83	82,217.58
	b) Others	105.79	124.31	90.29	1,043.80	1,087.93
	c) Corporate / unallocable	3,118.50	4,482.90	2,183.78	13,545.42	7,108.74
	Total Segment Revenue	47,087.69	37,137.31	33,564.83	1,63,849.05	90,414.25
	Less : Inter- segment revenue	-	-	-	-	-
	Net sales & income from operations	47,087.69	37,137.31	33,564.83	1,63,849.05	90,414.25
2	Segment Results					
	a) EPC / Engineering Services	5,455.30	5,537.82	3,900.65	20,299.14	11,285.17
	b) Others	(206.75)	(103.02)	(126.31)	(76.54)	191.25
	c) Corporate / unallocable	3,118.50	4,482.90	(990.90)	13,545.42	3,894.92
	Total	8,367.05	9,917.70	2,783.44	33,768.02	15,371.34
	Less:					
	Interest & finance charges (net)	427.02	395.28	629.32	1,642.98	1,065.76
	Total profit before tax	7,940.03	9,522.42	2,154.12	32,125.04	14,305.58
3	Segment Assets					
	a) EPC / Engineering Services	1,07,218.84	1,02,050.46	1,08,695.81	1,07,218.84	1,08,695.81
	b) Others	5,462.53	4,980.76	5,335.02	5,462.53	5,335.02
	c) Corporate/unallocable	1,61,390.96	1,61,315.11	1,43,967.49	1,61,390.96	1,43,967.49
	Total segment assets	2,74,072.33	2,68,346.33	2,57,998.32	2,74,072.33	2,57,998.32
4	Segment Liabilities					
	a) EPC / Engineering Services	59,682.01	65,142.22	71,293.32	59,682.01	71,293.32
	b) Others	248.38	315.34	79.11	248.38	79.11
	c) Corporate/unallocable	7,114.03	7,789.60	10,864.06	7,114.03	10,864.06
	Total segment liabilities	67,044.42	73,247.16	82,236.49	67,044.42	82,236.49
	Information related to discontinued operations (refer note 5)					
i	Segment Revenue	-	-	369.09	-	7,846.23
ii	Segment Results (including exceptional items)	-	-	6,640.81	(345.85)	11,326.66
iii	Segment Assets	9,295.21	13,434.09	18,889.91	9,295.21	18,889.91
iv	Segment Liabilities	-	-	1,631.52	-	1,631.52



Statement of Standalone and Consolidated Financial Results for the quarter and year ended 31 March 2024

Statement of Assets and Liabilities

(Amount in ₹ lakhs)

Particulars	Standalone		Consolidated	
	As at 31 March 2024	As at 31 March 2023	As at 31 March 2024	As at 31 March 2023
	Audited	Audited	Audited	Audited
Assets				
(1) Non - current assets				
(a) Property, plant and equipment	4,294.54	4,780.79	4,294.54	4,780.79
(b) Capital work-in-progress	-	-	27,573.77	9,459.72
(c) Right-of-use-asset	124.03	134.32	3,295.35	3,341.90
(d) Financial assets				
(i) Investments in subsidiaries	16,182.32	6,127.40	-	-
(ii) Investments	46.25	47.00	46.25	47.00
(iii) Loans	510.02	160.57	-	-
(iv) Other financial assets	818.65	1,298.84	1,082.55	1,409.20
(e) Non Current Tax Assets (Net)	669.42	536.93	669.42	536.93
(f) Deferred Tax Assets	-	-	1,271.10	-
(g) Other Non Current Assets	2,013.37	50.23	2,013.83	50.69
Total non-current assets	24,658.60	13,136.08	40,246.81	19,626.23
(2) Current assets				
(a) Inventories	2,585.13	8,647.79	2,585.13	10,105.11
(b) Financial assets				
(i) Investments	1,02,765.10	1,27,691.69	1,14,147.72	1,30,430.32
(ii) Trade receivables	74,106.41	64,131.28	74,106.41	64,131.22
(iii) Cash and cash equivalents	3,317.94	4,830.04	3,440.96	4,840.39
(iv) Bank Balances other than cash and cash equivalents	10,277.66	9,775.29	10,277.66	9,775.29
(v) Loans	3,000.00	14,225.96	3,000.00	14,225.96
(vi) Other financial assets	5,976.96	4,844.53	6,129.80	4,028.97
(c) Current tax assets (net)	-	-	-	3.27
(d) Other current assets	59,529.16	31,215.54	29,433.05	18,547.86
	2,61,558.36	2,65,362.12	2,43,120.73	2,56,088.39
(3) Assets classified as held for sale and discontinued operations		1,173.61	-	1,173.61
Total current assets	2,61,558.36	2,66,535.73	2,43,120.73	2,57,262.00
Total Assets	2,86,216.96	2,79,671.81	2,83,367.54	2,76,888.23
EQUITY AND LIABILITIES				
Equity				
(a) Equity share capital	2,152.38	2,152.38	2,152.38	2,152.38
(b) Other equity	2,17,018.87	1,93,647.56	2,14,168.32	1,90,865.20
Equity attributable to owners of the Holding Company	2,19,171.25	1,95,799.94	2,16,320.70	1,93,017.58
Non-controlling interest	-	-	2.42	2.64
Total equity	2,19,171.25	1,95,799.94	2,16,323.12	1,93,020.22
Liabilities				
(1) Non-current liabilities				
(a) Provisions	312.17	268.96	312.17	268.96
(b) Deferred tax liabilities (net)	6,983.78	7,239.79	6,927.15	7,174.13
(c) Other non-current liabilities	3,260.03	18,427.80	3,260.03	18,427.80
Total non-current liabilities	10,555.98	25,936.55	10,499.35	25,870.89
(2) Current liabilities				
(a) Financial liabilities				
(i) Trade payables				
(a) total outstanding dues of micro enterprise and small enterprises	78.69	243.65	78.69	243.65
(b) total outstanding dues of creditors other than micro enterprises and small enterprises	54,904.82	54,752.40	54,905.48	51,778.98
(ii) Other financial liabilities	705.33	979.19	726.85	3,956.73
(b) Other current liabilities	618.74	1,111.10	626.48	1,168.78
(c) Provisions	20.69	194.27	20.69	194.27
(d) Current tax liabilities (net)	161.46	654.71	186.88	654.71
Total current liabilities	56,489.73	57,935.32	56,545.07	57,997.12
Total liabilities	67,045.71	83,871.87	67,044.42	83,868.01
TOTAL EQUITY AND LIABILITIES	2,86,216.96	2,79,671.81	2,83,367.54	2,76,888.23



Statement of Standalone and Consolidated Financial Results for the quarter and year ended March 31, 2024

Audited Statement of Cash Flows for the year ended March 31, 2024

(Amount in ₹ lakhs)

Particulars	Standalone		Consolidated	
	Year ended 31 March 2024	Year ended 31 March 2023	Year ended 31 March 2024	Year ended 31 March 2023
	Audited	Audited	Audited	Audited
A Cash flows from operating activities				
Profit before tax from continuing operations	33,445.59	17,485.38	32,125.04	14,305.58
Profit before tax from discontinued operations	(345.85)	11,326.66	(345.85)	11,326.66
Add :				
Depreciation and amortisation expenses	748.04	2,419.14	784.29	2,455.40
Finance cost	1,641.66	1,065.76	1,642.98	1,065.76
Interest income	(2,867.13)	(3,022.30)	(3,115.07)	(3,058.28)
Exceptional item - profit on sale of discontinued operations	(79.65)	(6,785.61)	(79.65)	(6,785.61)
Profit on assets sale / written off	(0.21)	(34.36)	(0.21)	(34.36)
Impairment of Goodwill on Consolidation	-	-	-	95.02
Dividend Income	(6,351.38)	(2,084.55)	(6,143.07)	(2,084.55)
Net gain on foreign currency transactions and translation (net)	(67.90)	(321.30)	(124.16)	(321.30)
Net gain on remeasurement of investments measured at FVTPL	(3,856.91)	(1,967.17)	(4,282.96)	(1,965.20)
Cash flow before changes in operating assets and liabilities	22,266.26	18,081.65	20,461.34	14,999.12
Adjustments for changes in operating assets and liabilities:				
(Increase) / decrease in assets:				
Inventories	6,062.66	(5,940.53)	6,062.66	(7,397.85)
Trade receivables	(9,975.13)	(5,408.37)	(9,975.19)	(5,408.31)
Other financial assets	(984.95)	(1,017.48)	(2,107.47)	(150.64)
Other assets	(28,547.28)	(10,776.30)	(10,885.19)	1,898.45
Increase / (decrease) in liabilities:				
Trade payables	52.79	13,123.03	2,961.54	10,149.06
Other financial liabilities	(273.86)	387.18	(3,229.88)	419.85
Provisions	(132.60)	253.22	(130.37)	348.17
Other liabilities	(14,981.32)	5,745.25	(15,711.91)	5,673.95
Cash generated from/(used in) operating activities	(26,513.42)	14,447.65	(12,554.47)	20,531.80
Less: Income tax paid (net of refunds)	(7,228.59)	(11,192.50)	(7,269.50)	(11,195.97)
Net cash generated from/ (used in) operating activities (A)	(33,742.02)	3,255.15	(19,823.97)	9,335.83
B Cash flows from investing activities				
Acquisition of property, plant and equipment and movement of capital creditors, capital work - in - progress	(2,200.05)	(69.76)	(18,042.95)	(6,554.24)
Proceeds from sale of property, plant and equipment	0.64	40.74	0.64	40.74
Investment in bank deposit having original maturity of more than three months (net)	(167.24)	(10,288.91)	166.05	(10,292.76)
Investments in subsidiaries	(10,054.92)	(14.01)	-	-
Investments others	31,983.14	(23,760.74)	23,767.02	(23,680.84)
Loans granted to bodies corporate (net of repayments)	10,876.51	(5,177.89)	11,225.98	(4,733.78)
Advance received against assets held for sale	-	680.00	-	680.00
Proceeds from sale of discontinued operations	573.26	40,908.49	573.26	40,908.49
Dividend income	6,351.38	2,084.55	6,143.07	2,084.55
Interest income received	2,966.00	2,930.35	3,042.11	2,804.77
Net cash generated from/ (used in) investing activities (B)	40,328.72	7,332.82	26,875.18	1,256.93
C Cash flows from financing activities				
Dividend paid	(6,457.14)	(2,199.20)	(6,457.14)	(2,199.20)
Interest Paid	(1,051.48)	(765.41)	(1,642.98)	(525.17)
Other finance charges paid	(590.18)	(300.35)	(350.52)	(540.59)
Buyback of equity shares including transaction cost and tax on buy back	-	(7,035.70)	-	(7,035.70)
Net cash generated from/ (used in) financing activities (C)	(8,098.80)	(10,300.66)	(8,450.64)	(10,300.66)
D Net increase/ (decrease) in cash and cash equivalents [A+B+C]	(1,512.10)	287.31	(1,399.43)	292.10
Cash and cash equivalents at beginning of the year	4,830.04	4,542.73	4,840.39	4,548.29
Cash and cash equivalents at end of the year	3,317.94	4,830.04	3,440.96	4,840.39
Break-up of cash and cash equivalents				
Cash on hand	8.15	14.34	8.19	14.38
Balances with banks	3,309.79	4,815.70	3,432.77	4,826.01
Cash and cash equivalents at end of the year	3,317.94	4,830.04	3,440.96	4,840.39

Note: The above statement of cash flow has been prepared under the indirect method as set out in Ind AS 7 "Statement of Cashflow".



Notes to the standalone and consolidated financial results:

- 1 These financial results have been prepared in accordance with the recognition and measurement principles of applicable Indian Accounting Standards ("Ind AS") notified under the Companies (Indian Accounting Standards) Rule, 2015 (as amended), as prescribed under Section 133 of the Companies Act 2013 ("the Act") and other accounting principles generally accepted in India and is in compliance with the presentation and disclosure requirements of Regulation 33 of the Listing Regulations and guidelines issued by the Securities and Exchange Board of India (SEBI).
- 2 The financial results for the quarter and year ended 31 March 2024 have been reviewed by the Audit Committee and approved by the Board of Directors of the Company in their respective meetings held on 28 May 2024.
- 3 The financial results for the year ended balances have been subjected to audit by the statutory auditors of the Company as required under Regulation 33 of the SEBI (Listing Obligations and Disclosure Requirements) Regulations, 2015 ("Listing Regulations"). The statutory auditors have expressed an unmodified opinion on these financial results.
- 4 The figures for the quarters ended 31 March 2024 and 31 March 2023 are the balancing figures between the audited figures in respect of the full financial years and the published year to date reviewed figures upto the third quarter of the relevant financial year.
- 5 During the period ended 30 June 2023 and 31 March 2023, the Company has entered into sale agreements and transferred the wind assets Of 3.6 MW and 105.3 MW respectively. On sale of these wind assets, the Company has made a profit of 79.65 lakhs and 6,785.61 lakhs in the period ended 30 June 2023 and 31 March 2023 which has been disclosed as exceptional gain in these financial results.
- 6 The Company was executing a project in Afghanistan till 15th August 2021 has now been terminated for reasons attributable to DABS due change in political scenario in Afghanistan. As on 31 March 2024, total receivables from the project is ₹ 6,105 lakhs (including retention). Da Afghanistan Brishna Sherkat (DABS) has confirmed that all outstanding payment as on 15/08/2021 for the good supply and services is rendered prior and on this date will be paid by ADB. ADB has hired the services of United Nations Office for Project Services (UNOPS) to approve the bills for payment after receipt of duly processed bill from DABS. This is now in process and the management is confident of the entire receivable in due course.
- 7 During the previous years, the Company has executed and completed a project for Bengal Energy Limited (BEL) for a contract value of ₹ 15,500 lakhs. This project was completed in the year 2012 and was handed over to BEL as per the terms of the contract and is presently being used by them in their normal course of business. Total receivable outstanding as on 31 March 2024 pertaining to this project is ₹ 1,182.64 lakhs which is under arbitration proceedings currently and a new arbitrator has been appointed by the Hon'ble High Court in October 2022 post which the proceedings has been resumed. The matter was listed for hearing on 17 May 2023 on which date the arbitrator has directed the Company to submit multiple responses and documents, wherein an adjournment was sought by the Company. The matter was listed for hearing on 20 May 2024, the same got adjourned and the next date is awaited. The management based on the legal opinion obtained, believes that the Company has reasonable chances of succeeding on the matter and anticipates there is no uncertainty with respect to the recover of such receivables.
- 8 The Company is into generation of renewable power which is sold to various DISCOM's including Tamil Nadu Generation & Distribution Corporation Limited. As at 31 March 2024, total receivables from wind division includes receivable amounting to ₹ 5,689.25 lakhs pertaining towards differential tariff revision from financial year 2018-19 to till date and receivables amounting to ₹ 1,833.98 lakhs (PY- ₹ 2515.00) lakhs towards Late Payment Surcharge on receivables from sale of energy. During the year ended, the Company had received ₹ 681.02 lakhs towards Late Payment Surcharge. The differential tariff matter is supported by the order from APTEL which is in favor of the Company and Late Payment Surcharge on receivables from sale of energy is agreed as per the terms of the Power Purchase Agreement between the Company and TANGEDCO. The management believes that the Company has reasonable chances of recovering the receivables based on such favorable orders, legal opinion obtained and the power purchase agreement.
- 9 Renewable Energy Certificates (RECs) are a mechanism for incentivizing producers of electricity from renewable energy sources. The relevant regulations have been put in place by the Central Electricity Regulatory Commission (CERC). Since the Company is in the business of generating renewable energy it is eligible to receive REC's which can be sold in CERC approved power exchanges. The Company had 354,400 unsold REC's as at 31 March 2017. Effective April 2017, as per the order of CERC, the floor price of REC was reduced from ₹ 1,500 unit to ₹ 1,000 unit which was referred to the Hon'ble Supreme Court and based on the directions, the differential floor rate of ₹ 500 unit was deposited by the buyer with CERC until further notice. Total receivable outstanding as on 31 March 2024 is ₹ 1,772.00 lakhs towards differential rate of renewal energy certificates. The Company is closely monitoring the status of the same and believe that since the amount has already been deposited with CERC by the buyers there is no risk of default from the customers and thus based on the above fact as well as legal opinion obtained, management believes that the Company has reasonable chances of succeeding on the matter and anticipates there is no uncertainty with respect to the recovery of such receivables.
- 10 The Company had given intercorporate deposit of ₹ 10,000 lakhs to Mcleod Russell India limited in earlier years. They could not honour its commitment of repayment and the Company filed the insolvency case under Section 7 of Insolvency and Bankruptcy code, 2016 with NCLT in September 2020, and the Interim Resolution Professional (IRP) was appointed by NCLT. However, both the parties came to the consent terms for settlement of disputes, and ₹ 7,000 lakhs has been paid till January 2022. The balance ₹ 3,000 Lakhs was to be paid by issuance of Equity shares. Since the borrower did not issue shares and violated the consent terms, the company is planning to take appropriate steps to get the settlement enforced. The company is hopeful to recover the money. Therefore, no provision in this regards is considered in the financial statements.
- 11 Figures for the previous period have been regrouped/ reclassified wherever necessary to conform to current period's classification. The impact of which is not material.
- 12 These financial results shall be filed with the BSE Limited ("BSE") and National Stock Exchange of India Limited ("NSE") and shall be available on the Company's website <http://www.techno.co.in/> and on the website of BSE (www.bseindia.com) or NSE (www.nseindia.com).
- 13 The Board of Directors have recommended equity dividend of ₹ 7 per share of face value ₹ 2 each for the financial year 2023-24, at their meeting dated 28 May 2024, subject to necessary approval by the members in their ensuing annual general meeting.

For and on behalf of the Board of Directors



(P. P. Gupta)
Managing Director

Place: Kolkata
Date: 28-May-24



[Home](#)[Validate](#)

General information about company			
Name of The Company	Techno Electric and Engineering Company Limited		
BSE Scrip Code	542141		
NSE Symbol	TECHNOE		
MSE Symbol	NA		
Date of Start of Financial Year	01	04	2023
Date of End of Financial Year	31	03	2024
Reporting Period	Second half yearly		
Date of Start of Reporting Period	01	10	2023
Date of End of Reporting Period	31	03	2024
Level of rounding to be used in disclosing related party transactions	Lakhs		
Whether the company has any related party?	Yes		
Whether the company has entered into any Related Party transaction during the selected half year for which it wants to submit disclosure?	Yes		

(I) We declare that the acceptance of fixed deposits by the bans/Non-Banking Finance Company are at the terms uniformly applicable/offered to all shareholders/public	NA
(II) We declare that the scheduled commercial bank, as per RBI circular RBI/DBR/2015-16/19 dated March 03, 2016, has allowed additional interest of one per cent per annum, over and above the rate of interest mentioned in the schedule of interest rates on savings or a term deposits of bank's staff and their exclusive associations as well as on deposits of Chairman, Chairman & Managing Director, Executive Director or such other Executives appointed for a fixed tenure.	Yes
(III) Whether the company is a 'high value debt listed entity' according to regulation 15 (1A)?	No
(a) If answer to above question is Yes, whether complying with proviso to regulation 23 (9), i.e., submitting RPT disclosures on the day of results publication?	
(b) If answer to above question is No, please explain the reason for not complying.	



Sr No.		Details of the party (Name and PAN)		Details of the counterparty (Name and PAN)		Relationship of the counterparty with the listed entity or its subsidiary		Type of related party transaction	Details of other related party transaction	Value of the related party transaction as approved by the audit committee	Remarks on approval by audit committee	Value of transaction during the reporting period	Opening balance	Closing balance	Nature of related party transactions (to be filled in case of non-trade transactions, other than deposits, advances or investments)	Details of other related party transactions	Cost	Tenure	Nature (loan/ advance/ inter-corporate deposit/ investment)	Interest Rate (%)	Tenure	Secured/ unsecured	Purpose for which the funds will be utilised by the ultimate recipient of funds (advance/ loan)	Notes
1	TECHNO ELECTRIC & ENGINEERING COMPANY LIMITED	AAUC54400	Techno Digital Infra. Pvt. Ltd.	AACT7413D	Wholly-owned Subsidiaries	Investment		0.00	No Remarks	100000.00		0.00	0.00											
2	TECHNO ELECTRIC & ENGINEERING COMPANY LIMITED	AAUC54400	Techno Green Energy Pvt. Ltd.	AACT7413D	Wholly-owned Subsidiaries	Investment		0.00	No Remarks	100000.00		0.00	0.00											
3	TECHNO ELECTRIC & ENGINEERING COMPANY LIMITED	AAUC54400	Techno Wind Power. Pvt. Ltd.	AACT7413D	Wholly-owned Subsidiaries	Investment		0.00	No Remarks	100000.00		0.00	0.00											
4	TECHNO ELECTRIC & ENGINEERING COMPANY LIMITED	AAUC54400	Raytech Aero Products Ltd.	AAUC1121P	Subsidiaries	Investment		0.00	No Remarks	100000.00		0.00	0.00											
5	TECHNO ELECTRIC & ENGINEERING COMPANY LIMITED	AAUC54400	Techno Data Center Ltd.	AACT7413D	Wholly-owned Subsidiaries	Any other transaction	No Transaction	0.00	No Remarks	0.00		0.00	0.00											
6	TECHNO ELECTRIC & ENGINEERING COMPANY LIMITED	AAUC54400	M/s. Rai Prashna Gupta	AAAP08732K	Relative of MD	Any other transaction	Bank Paid	0.00	No Remarks	120000.00		0.00	0.00											
7	TECHNO ELECTRIC & ENGINEERING COMPANY LIMITED	AAUC54400	Shri Padam Prakash Gupta	AAAP58181L	Managing Director and SVP	Any other transaction	No Transaction	0.00	No Remarks	0.00		0.00	0.00											
8	TECHNO ELECTRIC & ENGINEERING COMPANY LIMITED	AAUC54400	Shri Anil Saravia	AAUP5133P	Whole-time Director and SVP	Remuneration		0.00	No Remarks	120000.00		0.00	0.00											
9	TECHNO ELECTRIC & ENGINEERING COMPANY LIMITED	AAUC54400	M/s. Anantika Gupta	AAKPM1898B	Director and Relative of SVP	Any other transaction	Director Salary Paid	0.00	No Remarks	180000.00		0.00	0.00											
10	TECHNO ELECTRIC & ENGINEERING COMPANY LIMITED	AAUC54400	Shri Krishna Mayani Poddar	AAUPP197C	Independent Director	Any other transaction	Director Salary Paid	0.00	No Remarks	100000.00		0.00	0.00											
11	TECHNO ELECTRIC & ENGINEERING COMPANY LIMITED	AAUC54400	Shri Samarendra Nath Roy	AAUP51074N	Independent Director	Any other transaction	Director Salary Paid	0.00	No Remarks	200000.00		0.00	0.00											
12	TECHNO ELECTRIC & ENGINEERING COMPANY LIMITED	AAUC54400	Shri Sudeep Krishna Rai	AAKPM647JQ	Independent Director	Any other transaction	Director Salary Paid	0.00	No Remarks	200000.00		0.00	0.00											
13	TECHNO ELECTRIC & ENGINEERING COMPANY LIMITED	AAUC54400	M/s. Omak Shanna	AAKPM0754H	Independent Director	Any other transaction	Director Salary Paid	0.00	No Remarks	200000.00		0.00	0.00											
14	TECHNO ELECTRIC & ENGINEERING COMPANY LIMITED	AAUC54400	Shri Pradip Kumar Laha	AAUP1627Z	Chief Financial Officer and SVP	Remuneration		0.00	No Remarks	120000.00		0.00	0.00											
15	TECHNO ELECTRIC & ENGINEERING COMPANY LIMITED	AAUC54400	Shri Niraj Kumar Brahma	AAUPP1951P	Company Secretary and RVP	Remuneration		0.00	No Remarks	1444783.00		0.00	0.00											
16	TECHNO ELECTRIC & ENGINEERING COMPANY LIMITED	AAUC54400	Techno Infra Developers Pvt. Ltd.	AACT70126A	Wholly-owned Subsidiaries	Interest received		0.00	No Remarks	1164331.00		0.00	1063561.00		Advance				7.00%	12 Months	Unsecured	Project Advance		
17	TECHNO ELECTRIC & ENGINEERING COMPANY LIMITED	AAUC54400	Techno Infra Developers Pvt. Ltd.	AACT70126A	Wholly-owned Subsidiaries	Advance		0.00	No Remarks	4914200.00		-242633.00	4291867.00		Advance				7.00%	12 Months	Unsecured	Project Advance		
18	TECHNO ELECTRIC & ENGINEERING COMPANY LIMITED	AAUC54400	Techno Infra Developers Pvt. Ltd.	AACT70126A	Wholly-owned Subsidiaries	Sale of goods or services		0.00	No Remarks	86481858.00		2166611105.00	3051100958.00											
19	TECHNO ELECTRIC & ENGINEERING COMPANY LIMITED	AAUC54400	Techno AMI Solutions Pvt. Ltd.	AAUC72716E	Wholly-owned Subsidiaries	Interest received		0.00	No Remarks	246233.00		0.00	222428.00											
20	TECHNO ELECTRIC & ENGINEERING COMPANY LIMITED	AAUC54400	Techno AMI Solutions Pvt. Ltd.	AAUC72716E	Wholly-owned Subsidiaries	Advance		0.00	No Remarks	2150000.00		1791823.00	6031928.00											
21	TECHNO ELECTRIC & ENGINEERING COMPANY LIMITED	AAUC54400	Techno AMI Solutions Pvt. Ltd.	AAUC72716E	Wholly-owned Subsidiaries	Sale of goods or services		0.00	No Remarks	286818720.00		1407846704.00	1513381801.00											
22	TECHNO ELECTRIC & ENGINEERING COMPANY LIMITED	AAUC54400	Techno AMI Solutions 2 Pvt. Ltd.	AACT7413H	Wholly-owned Subsidiaries	Interest received		0.00	No Remarks	8883.00		0.00	8888.00											
23	TECHNO ELECTRIC & ENGINEERING COMPANY LIMITED	AAUC54400	Techno AMI Solutions 2 Pvt. Ltd.	AACT7413H	Wholly-owned Subsidiaries	Advance		0.00	No Remarks	734000.00		0.00	734000.00											
24	TECHNO ELECTRIC & ENGINEERING COMPANY LIMITED	AAUC54400	Techno AMI Solutions 2 Pvt. Ltd.	AACT7413H	Wholly-owned Subsidiaries	Investment		0.00	No Remarks	100000.00		0.00	0.00											
25	TECHNO ELECTRIC & ENGINEERING COMPANY LIMITED	AAUC54400	Techno AMI Solutions 2 Pvt. Ltd.	AACT7413H	Wholly-owned Subsidiaries	Investment		0.00	No Remarks	100000.00		0.00	0.00											
26	TECHNO ELECTRIC & ENGINEERING COMPANY LIMITED	AAUC54400	ANURU DASGUPTA	AAUPM1305G	Independent Director	Any other transaction	Director Salary Paid	0.00	No Remarks	240000.00		0.00	0.00											
27	TECHNO ELECTRIC & ENGINEERING COMPANY LIMITED	AAUC54400	SHALISHI KUMAR MOSHA	AAKPM0019C	Independent Director	Any other transaction	Director Salary Paid	0.00	No Remarks	100000.00		0.00	0.00											
28	TECHNO ELECTRIC & ENGINEERING COMPANY LIMITED	AAUC54400	TECHNO ELECTRIC OVERSEAS PTE LTD.	Y00001284X	Wholly-owned Subsidiaries	Investment		0.00	No Remarks	618110000.00		0.00	0.00											
29	TECHNO ELECTRIC & ENGINEERING COMPANY LIMITED	AAUC54400	TECHNO ELECTRIC OVERSEAS PTE LTD.	Y00001284X	Wholly-owned Subsidiaries	Dividend received		0.00	No Remarks	20645790.00		0.00	0.00											

(Signature)

