

June 2, 2023

BSE Limited

25th Floor, P J Towers,
Dalal Street, Fort,
Mumbai- 400 001
Scrip Code: 531637

Dear Sirs,

Sub. : Investor Presentation on Financial Performance of the Company

Pursuant to Regulation 30 of the Securities and Exchange Board of India (Listing Obligations and Disclosure Requirements) Regulations, 2015, please find enclosed Investor Presentation on Audited Financial Results (Standalone and Consolidated) of the Company for the quarter and year ended March 31, 2023.

This is for your information and dissemination on your website.

Thanking You,

Yours Faithfully,

For Praveg Limited

(Formerly known as Praveg Communications (India) Limited)

Mukesh Chaudhary

*Company Secretary &
Compliance Officer*

Encl. : As Above

PRAVEG LIMITED

(Formerly known as Praveg Communications (India) Limited)

Regd. Office: 214, Athena Avenue, Behind Jaguar Showroom, S. G. Highway, Gota, Ahmedabad-382481, INDIA
CIN: L24231GJ1995PLC024809 | Phone: +91 79 27496737 | Email: info@praveg.com | Website: www.praveg.com



PRAVEG LIMITED

PRAVEG
Accelerating ideas



PRAVEG'S TOURISM ONE

Investor Presentation

Q4 FY23





Disclaimer

This presentation or any other documentation or information (or any part thereof) delivered or supplied should not be deemed to constitute prospectus or placement memorandum or an offer to acquire any securities. No representation or warranty, express or implied is made as to, and no reliance should be placed on, the fairness, accuracy, completeness or correctness of such information or opinions contained herein. The information contained in this presentation is only current as of its date.

This presentation contains statements that contain “forward looking statements” including, but without limitation, statements relating to the implementation of strategic initiatives, and other statements relating Praveg Limited future business developments and economic performance. While these forward looking statements indicate our assessment and future expectations concerning the development of our business, a number of risks, uncertainties and other unknown factors could cause actual developments and results to differ materially from our expectations. These factors include, but are not limited to, general market, macro economic, governmental and regulatory trends, movements in currency exchange and interest rates, competitive pressures, technological developments, changes in the financial conditions of third parties dealing with us, legislative developments, and other key factors that could affect our business and financial performance. We undertakes no obligation to publicly revise any forward looking statements to reflect future likely events or circumstances.

This presentation cannot be copied and disseminated in any manner. No person is authorized to give any information or to make any representation not contained in and not consistent with this presentation and, if given or made, such information or representation must not be relied upon as having been authorized by or on behalf of the company. The Company or its Book Running Lead Manager will not be in any way responsible for any action taken based on such statements and undertakes no obligation to publicly update these forward-looking statements to reflect subsequent events or circumstances.



Company Overview



Praveg Limited, established in 2005, is a well-respected name in the industry for providing comprehensive and innovative solutions in various media and domains. With a focus on quality and creativity, the company has expanded its services from Advertising and Event & Exhibition Management to becoming a pioneer in Tourism & Hospitality.

The company prides itself on its independent and sophisticated infrastructure, experienced workforce, and in-house creative studio. This combination allows Praveg to offer turnkey solutions to its clients, ensuring a seamless experience from start to finish. The company's clientele is diverse, ranging from government entities such as the Gujarat State Government to renowned corporations and entrepreneurs, showcasing its versatility and ability to cater to different needs.

Praveg's portfolio of services is extensive, including the execution of large-scale projects across the globe. From the USA to China, South Korea, Africa, Europe, and the Middle East, the company has demonstrated its ability to handle projects of different magnitudes and complexities. The company's commitment to quality, creativity, and customer satisfaction has earned it a strong reputation in the industry and made it a sought-after partner for businesses looking for comprehensive solutions.





Key Facts & Figures




20+
Years of Experience



100+
Client Base



1,000+
Events



2,000+
Exhibition




Managing
3 Tent Cities



450+
Rooms



Spread Across
3 Lakh Sqm



FY23
Revenues - ₹ 84.86 Cr
EBITDA - ₹ 45.30 Cr
Net Profit - ₹ 28.42 Cr



83,000+
Rooms Sold



4,20,000+
Meals served



ISO
9001:2008 Certified



ISO
9001:2008 Certified





Mr. Vishnukumar Patel
Chairman



Mr. Paraskumar Patel
Managing Director



Mr. Ajit Panda
Independent Director



Ms. Prolina Barada
Executive Director



Mr. Jaladhi Shah
Independent Director



Mr. Rajendrakumar Patel
Independent Director



Mr. Keyoor Bakshi
Independent Director




Mr. Mukesh Chaudhary
Company Secretary



Mr. Dharmendra Soni
Chief Financial Officer

Strong Client Base (Government Sector)



Strong Client Base (Government Sector)



Strong Client Base (Private Sector)



ENGINEERS INDIA LIMITED





Praveg Skill Development Foundation

Praveg Skill Development Foundation is a non-profit focused on promoting skill development and employment in India through innovative skill development programs and engagement in policy development. By leveraging technology and innovation, the Foundation is helping people acquire new skills and increase their employability, contributing to the country's economic growth.



Art & Crafts Community Empowerment



Skill Development Trainings

CSR Projects List FY22



Skill Development Training for Promotion of Kutch as a Tourist Destination



Soft Skill and Grooming Training for Hospitality Personnel



Training on Business Skills for Artisans



Workshop for Promotion of Kutchi Folk Dance



BSE: 531637 ISIN: INE722B01019 As on 30-05-2023		Share Holding Pattern As on 31-03-2023	
Share Price (₹)	490.60	<ul style="list-style-type: none"> ● Promoter & Promoter Group ● Non Institutional Investor 	
Market Capitalization (₹ Cr)	1026.44		
No. of Shares Outstanding	2,09,22,080		
Face Value (₹)	10		
52 week High-Low (₹)	612.00 - 136.50		

Share Performance From 01-01-2021 To Till Date





Business Overview



Tourism & Hospitality



Exhibitions & Events





Tourism & Hospitality – White Rann Resort



White Rann Resort is the luxurious tent and bhunga operations at Dhordo, Kutch in association with Gujarat Tourism for an internationally-acclaimed Rann Utsav Festival. The facility, spanning over 40,000 Sqm, houses luxurious swiss tents and bhungas and offers exquisite hospitality. The Resort has been conferred "Deluxe" status by the Ministry of Tourism, Government of India.



Best Eco Resort – Runner Up in Gujarat Travel & Tourism Excellence Awards in 2019



Since
2015



Spread across
40,000
Sqm




76
Rooms




50,000+
Guest Served
Since Inception



₹ 9,880
Average Price



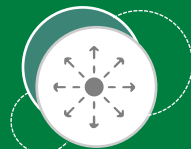
Tent City Narmada near Statue of Unity, Ekta Nagar (Kevadia) is operated and managed by Praveg successfully since 2018 in association with Gujarat Tourism. The facility offers an assorted range of luxurious tented accommodation to the Statue of Unity tourists with unmatched hospitality.



Best Eco Resort-Runner Up in Gujarat Travel & Tourism Excellence Awards in 2021



Since **2018**



Spread across **65,000 Sqm**



Tents **200**



Guest Served Since Inception **1,00,000+**



Average Price **₹ 8,421**



Well-equipped Conference Halls **9**



Events Arranges **2015**



Tent City Varanasi is a luxurious tented resort on the bank of holy Ganga River in Varanasi. The Resort is operational from 15th January 2023, it offers panoramic views of the serene ghats, temples and historic palaces with steps. The river facing resort aptly capture the true essence of Varanasi.



Since
2023



Spread across
2,00,000
Sqm



Tents
140



Well-equipped
Conference Halls
1



EXHIBITIONS & EVENTS




Praveg's core competence is in Exhibition and Event Management. Exhibitions are regularly organized by Praveg, nationally and internationally, and the portfolio includes projects in the USA, China, South Korea, Africa, Europe and in the Middle East. Praveg has organized many State events on turnkey basis to the fullest satisfaction of its clients.



1,000+
Events



2,000+
Exhibition



20+
Years



Finds a mention in the **Limca Book of Records 2014** having designed **the longest backdrop; largest multi-level temporary stage and the largest ball created out of 6400 nursery balls** during **Khel Mahakumbh held in South Gujarat University, Surat.**

Pavilion for Gujarat Tourism
Second Best Innovative Stall in VGGTS 2017

Pavilion of Gujarat Maritime Board
Adjudged The Best Stall of VGGTS 2013

Pavilion on Life of Swami Vivekananda
Adjudged The Second Best Stall of VGGTS 2013

Pavilion for Gujarat Tourism
Adjudged The Best Stall at STONA 2014 and MINING MAZMA 2013, held in Bangalore

Special Mention for **Ahmedabad Pavilion (AMC)** at Shanghai World Expo 2010, China

1st Prize with Gold Medal for **Gujarat Pavilion at IITF 2008**

More than 20 awards for **Gujarat Tourism Pavilions** at various exhibitions across the country

Award winning tableaus presented in Republic Day celebrations for **GSPC**

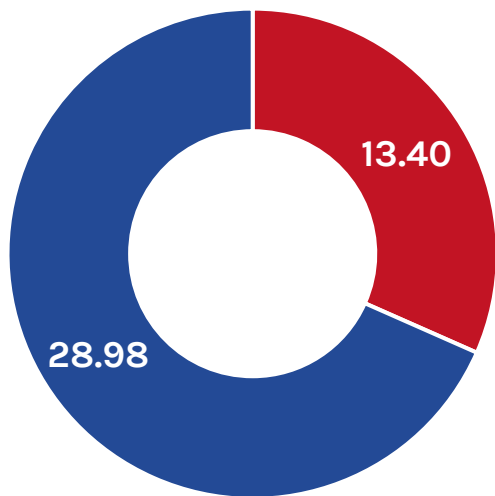




Business Vertical Wise Revenue Breakups

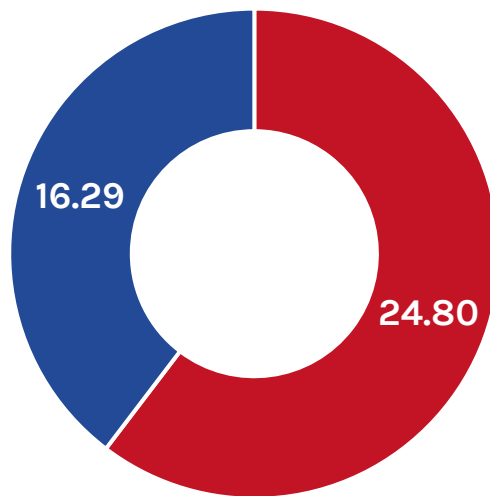
In ₹ Cr

FY21



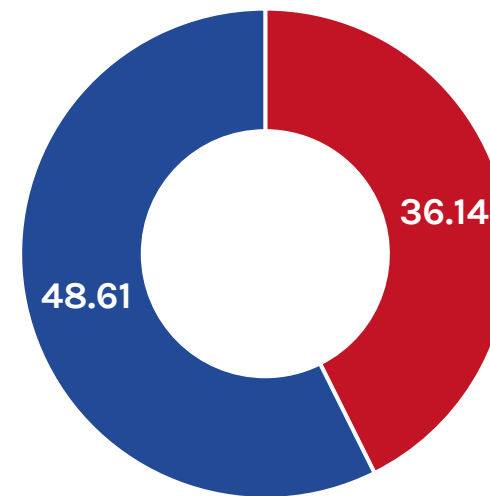
■ Tourism & Hospitality ■ Exhibitions & Events

FY22



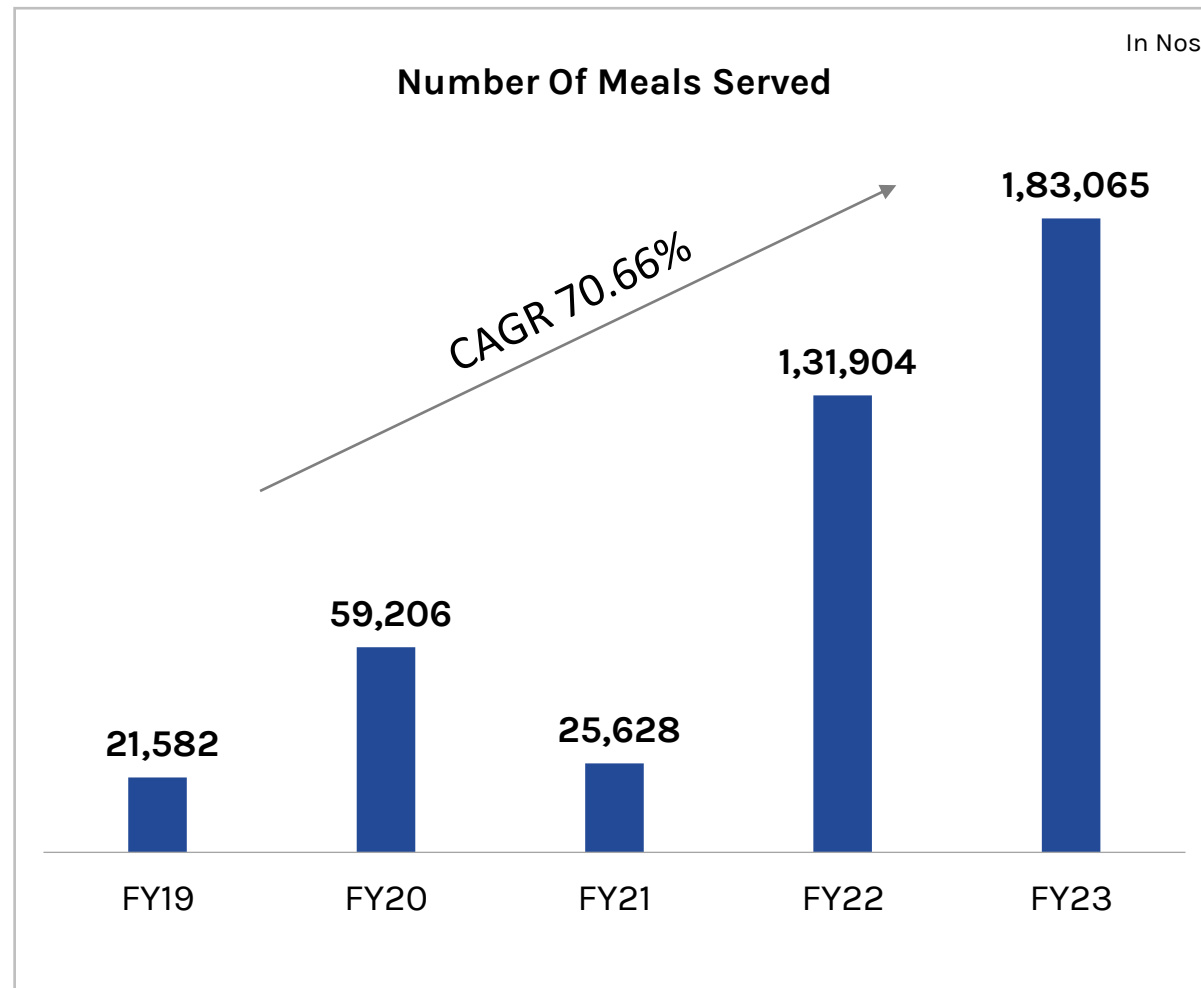
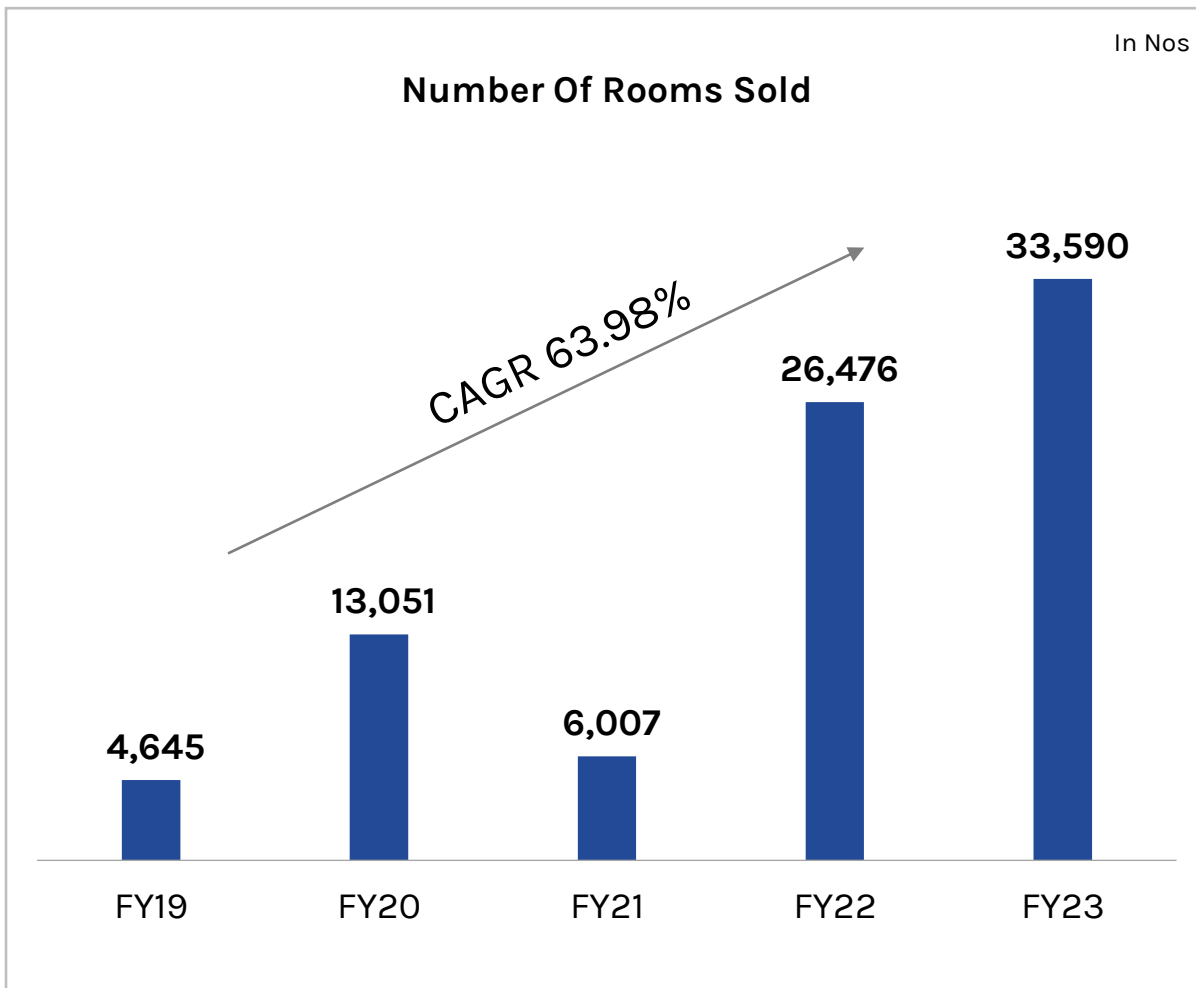
■ Tourism & Hospitality ■ Exhibitions & Events

FY23



■ Tourism & Hospitality ■ Exhibitions & Events


Increasing Revenue from Tourism & Hospitality Segment is improving Profitability



Continues growth in Hospitality Segment except in FY21 due to COVID-19

Upcoming 100+ New Rooms At Four Ppp Projects

Tent City at Chakratirth Beach, Diu



Tent City at Jampore Beach, Daman



Tent City at Light House Beach, Daman



95
Tents



Adalaj Stepwell, Adalaj Gandhinagar

10
Underwater Rooms

Praveg Is Developing Own 9 New Resorts In Gujarat & Rajasthan



1. Jawai
2. Ranthambore
3. Udaipur
4. Kumbhalgarh



1. Velavadar
2. Kevadia
3. SasanGir
4. Shivrajpur Beach
5. Dholavira



Current Hospitality Projects

Rooms
450+

Resort Locations
3

Upcoming Hospitality Projects


Rooms
550+

Under Construction Projects
6

Under Planning Projects
2

Vision 2025

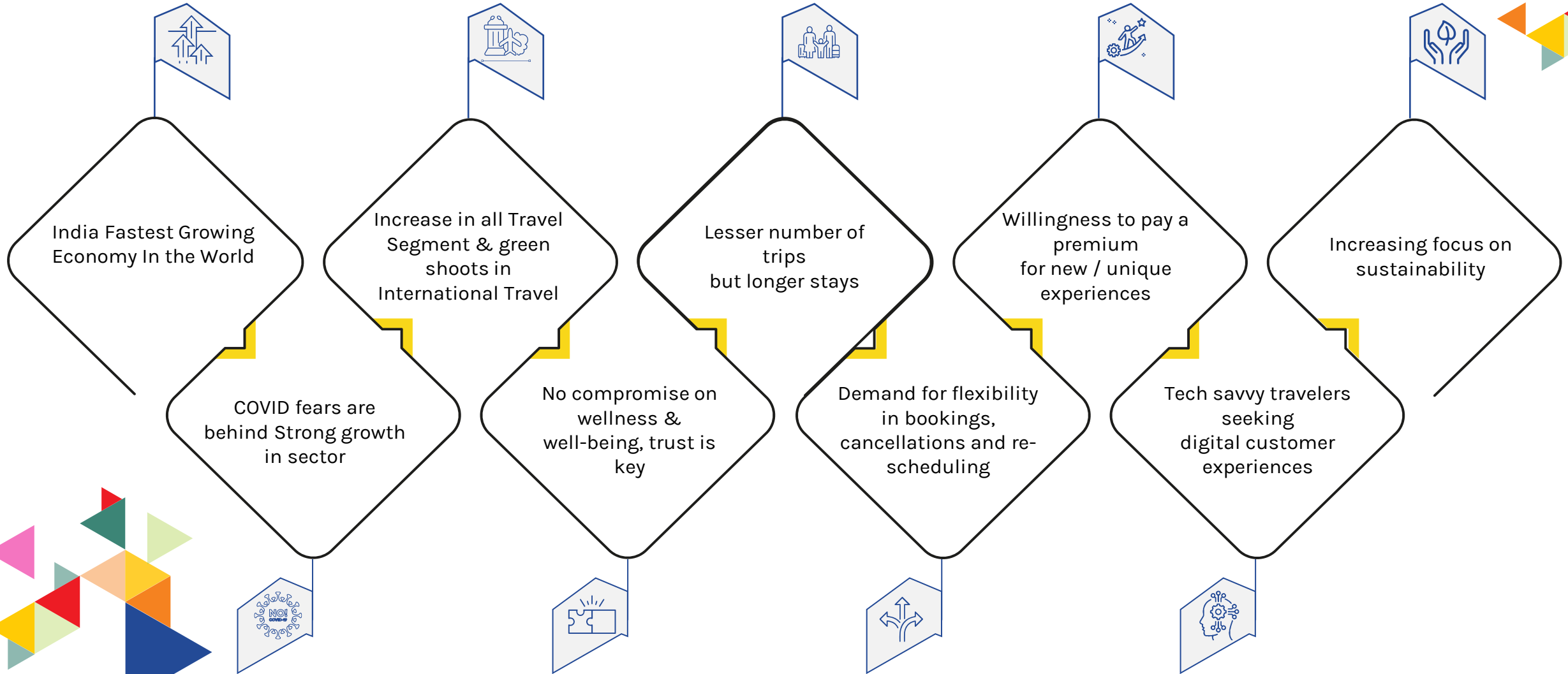
Rooms **1,000 +**
Resort Locations **25+**



Industry Overview



New Travel Trends





Industry Growth Drivers

1
Industry occupancy has reached pre covid level of ~65% range

2
Capacity addition grew at a CAGR of 10% over FY06- 16; outpacing demand

3
Pandemic forced hoteliers to undertake sustainable measures to lower operating expenses

4
With economic recovery and growth, the demand for hotel rooms went up from 25,000 rooms/day to 90,000 rooms/day

5
Revenge tourism, improving corporate & cultural events, wedding season and hosting global events are boosting domestic travel

6
G20, flourishing wedding season post pandemic, cricket world cup and other cultural events to drive hotel demand in 2023

7
India's urban population is expected to reach 38% by 2036 which are the major drivers for travel industry

8
Nearly 68% of travel and tourism booking was made online in FY22

9
The share of luxury-upper upscale segment in the overall room supply has reduced from 56% in 2001 to 35.5% in December 2021

10
India is expected to witness 13.3mn inbound tourists in 2024 (+22% over 2019 level)




Financial Overview



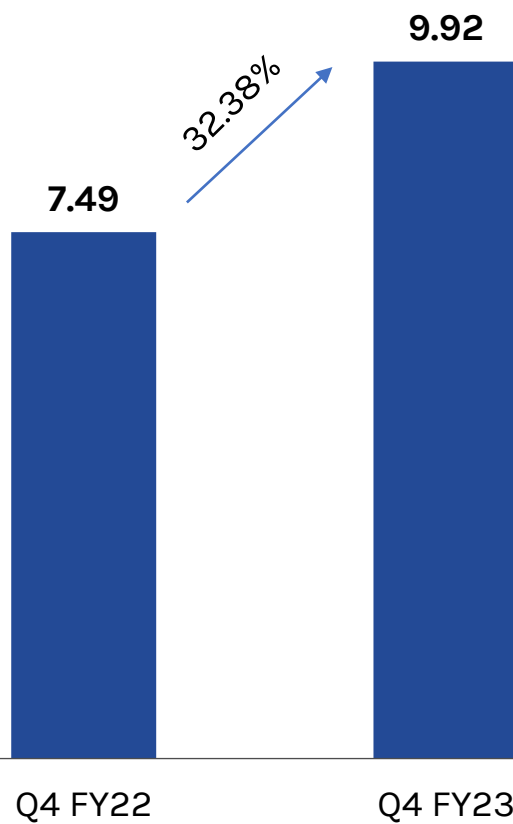
Consolidated Q4 & FY23 Performance Highlight

All Figures In ₹ Cr

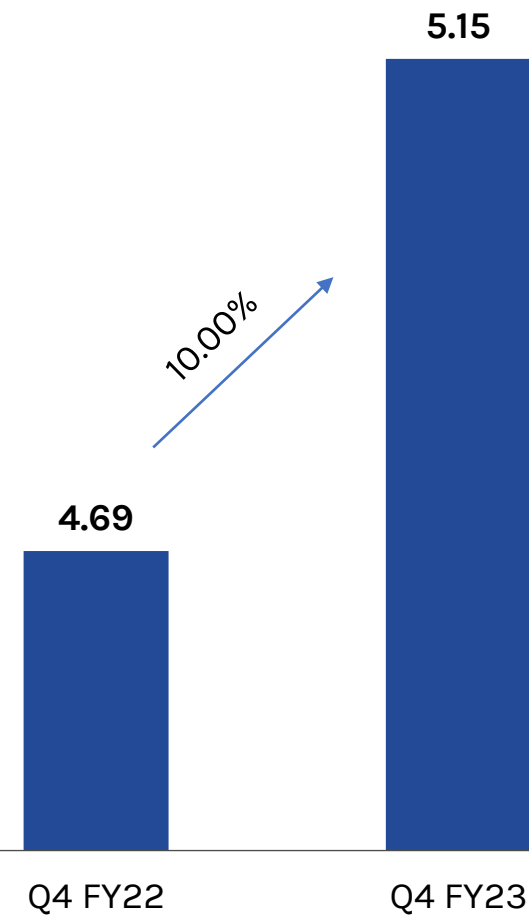
Total Income



EBITDA



Net Profit



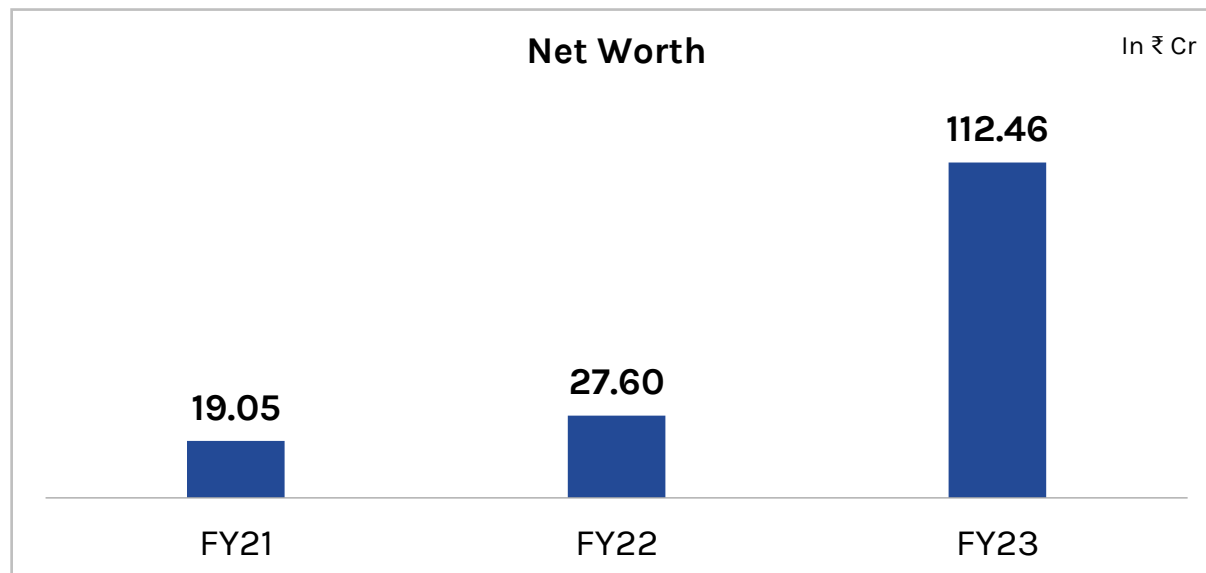
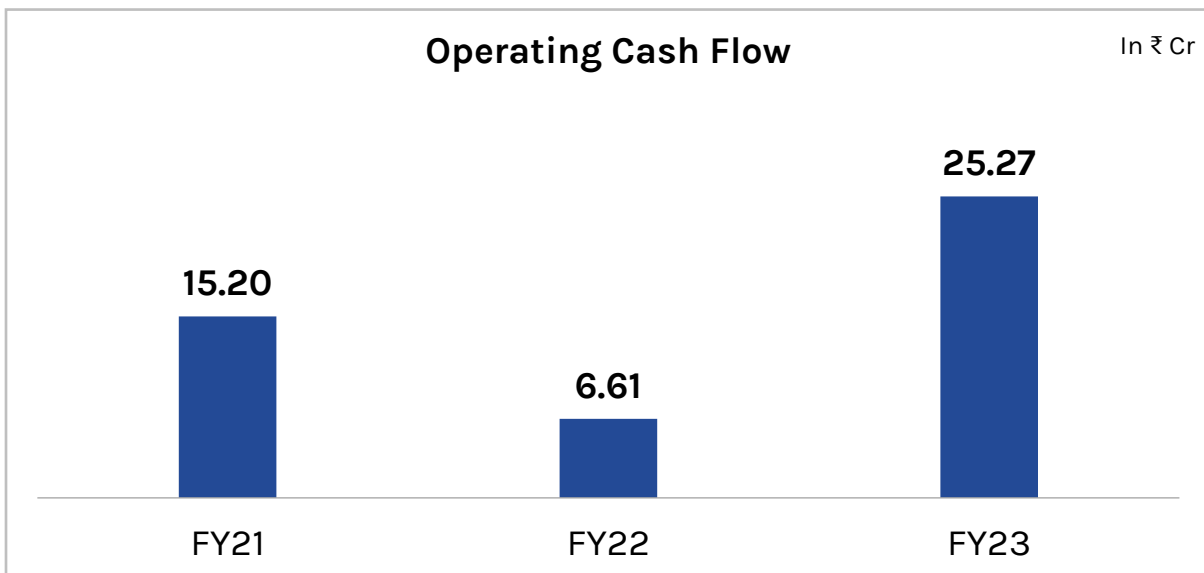
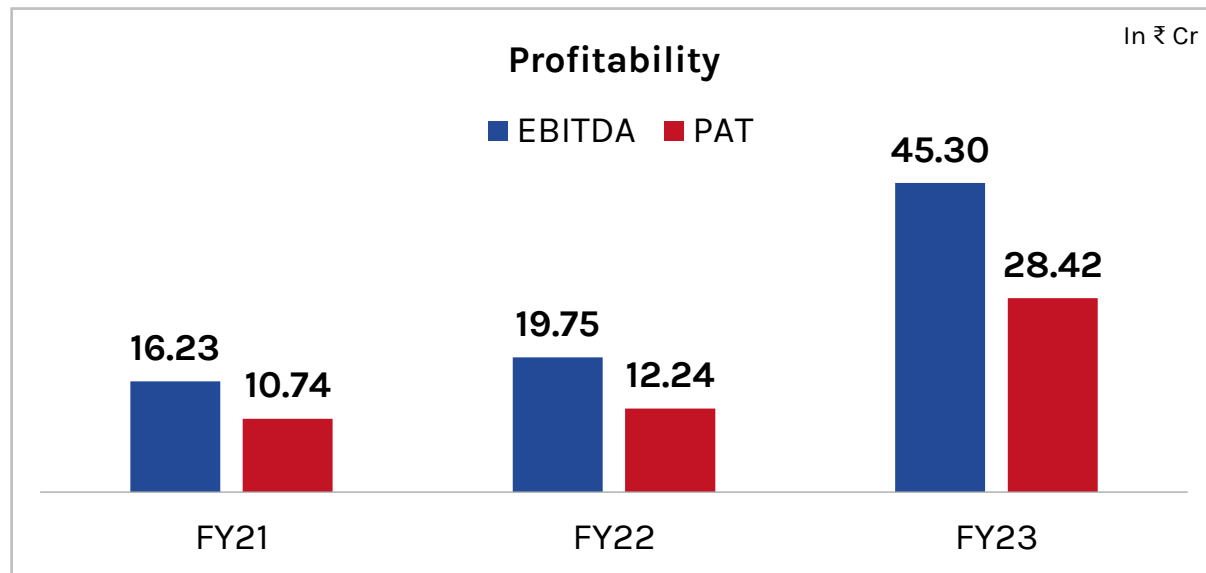
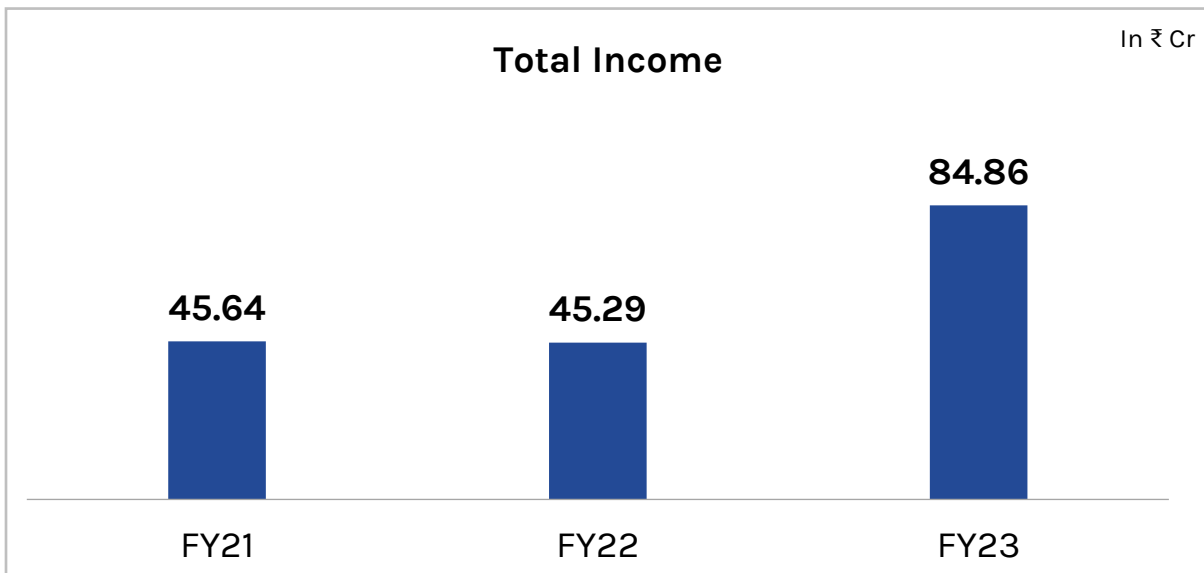
Q4 & FY23 Performance

In ₹ Cr

Particulars	Consolidated		Standalone		Consolidated		Standalone	
	Q4 FY23	Q4 FY22	Q4 FY23	Q4 FY22	FY23	FY22	FY23	FY22
Net Sales	18.72	16.88	18.72	16.69	84.48	45.25	84.38	44.99
Other Income	0.28	0.01	0.28	0.01	0.38	0.04	0.38	0.04
Total Income	19.00	16.89	19.00	16.70	84.86	45.29	84.76	45.03
Expenses								
Event & Site Expenses	5.29	6.49	5.29	6.43	28.98	17.75	28.95	17.64
Employee Benefit Expenses	1.74	1.25	1.74	1.25	6.64	4.77	6.64	4.77
Other Expenses	2.05	1.65	2.05	1.53	3.94	3.02	3.92	2.88
Total Expenditure	9.08	9.40	9.08	9.22	39.56	25.53	39.51	25.29
EBIDTA	9.92	7.49	9.92	7.49	45.30	19.76	45.24	19.74
EBIDTA(%)	52.20%	44.36%	52.21%	44.82%	53.38%	43.61%	53.62%	43.88%
Interest	0.24	0.12	0.24	0.12	0.69	0.50	0.69	0.50
Depreciation	2.26	0.88	2.26	0.88	6.09	2.68	6.09	2.68
PBT	7.42	6.49	7.42	6.48	38.52	16.58	38.47	16.56
TAX Expense (Including Deferred Tax)	2.25	1.80	2.25	1.80	10.09	4.34	10.09	4.34
PAT	5.17	4.69	5.17	4.68	28.43	12.24	28.38	12.23
Other Comprehensive Income	-0.02	0.00	-0.02	0.00	-0.02	0.00	-0.02	0.00
Reported Net Profit	5.15	4.69	5.15	4.68	28.42	12.24	28.36	12.23
NPM(%)	27.12%	27.74%	27.13%	28.01%	33.51%	27.03%	33.63%	27.17%
EPS (₹)	2.68	2.53	2.68	2.53	14.78	6.61	14.75	6.61



Consolidated Key Financial Highlights

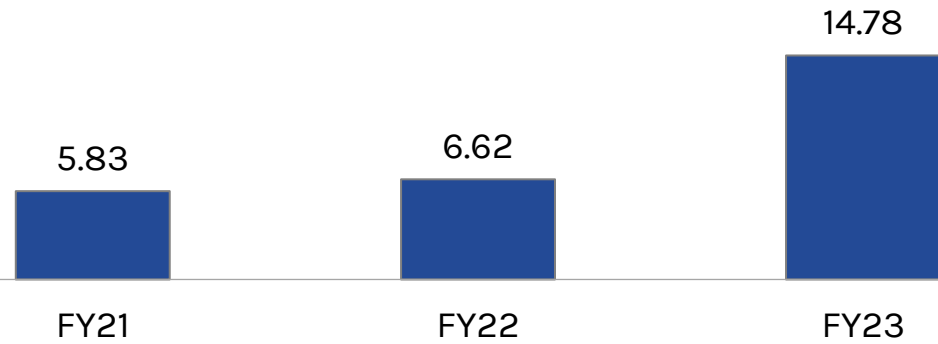




Consolidated Key Ratios

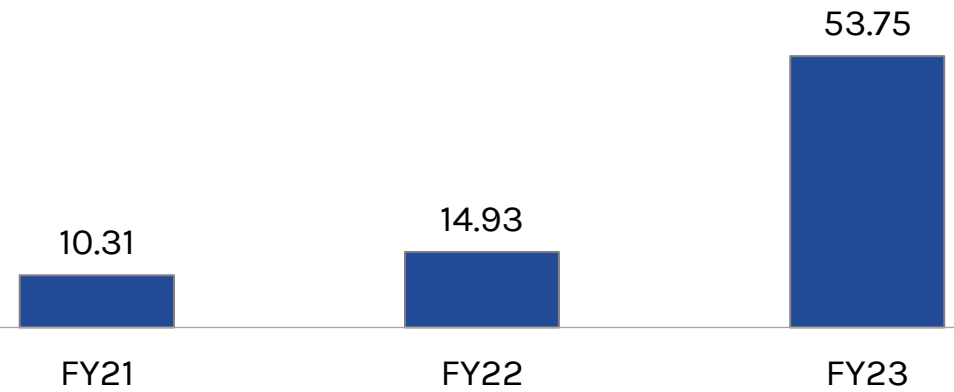
Earning Per Share

In ₹



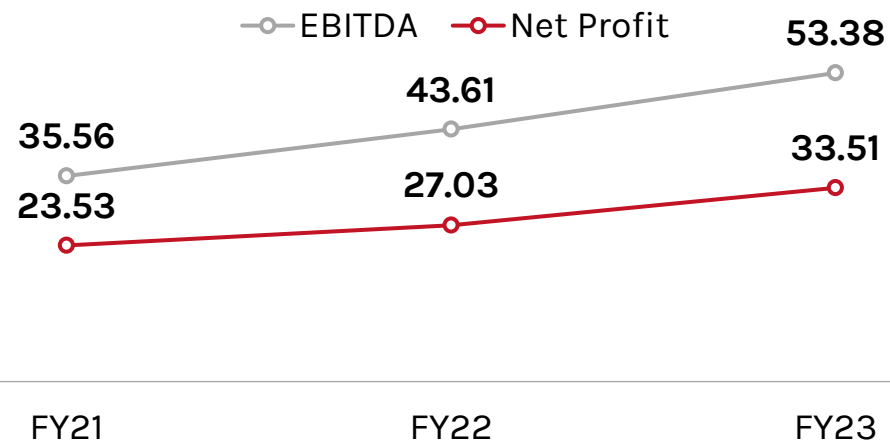
Book Value

In ₹



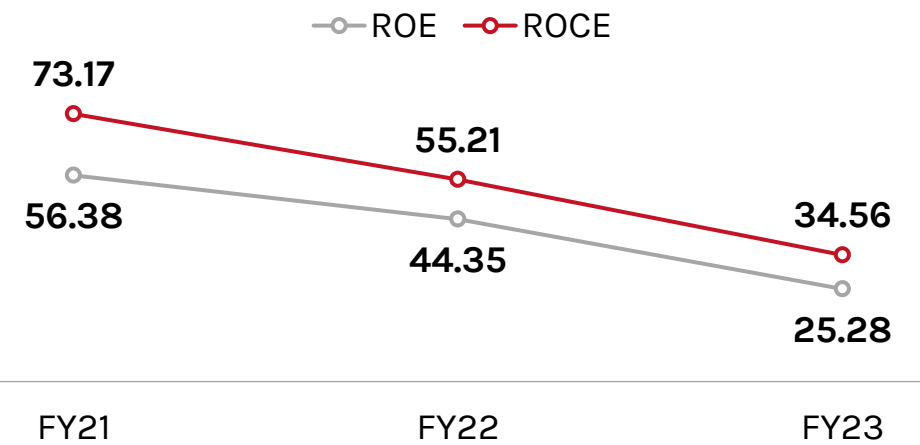
Improving Margins

In %



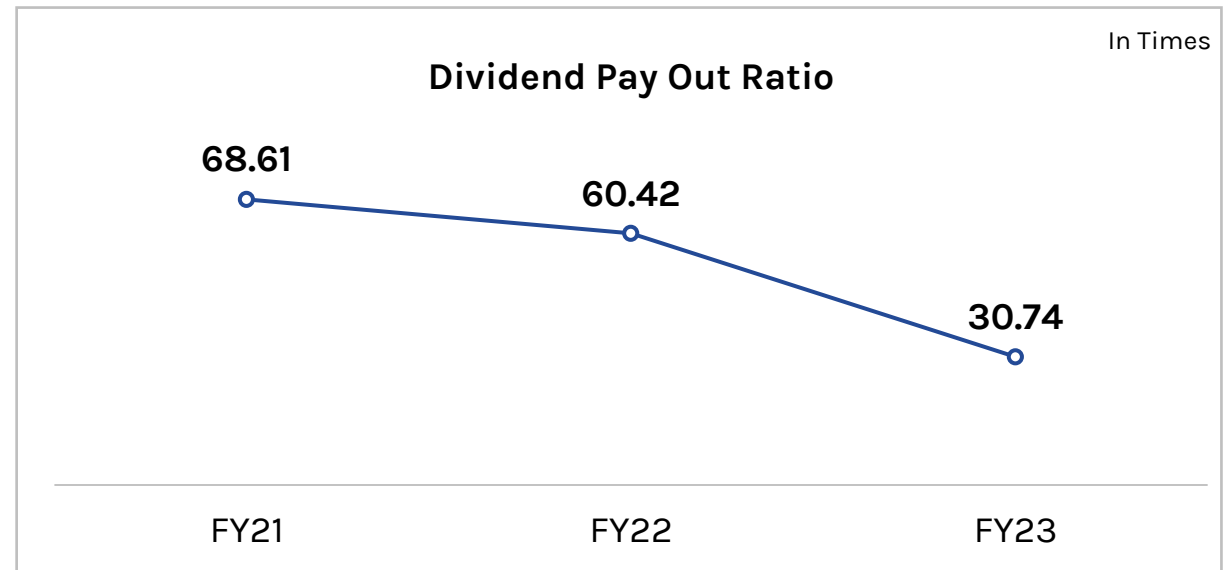
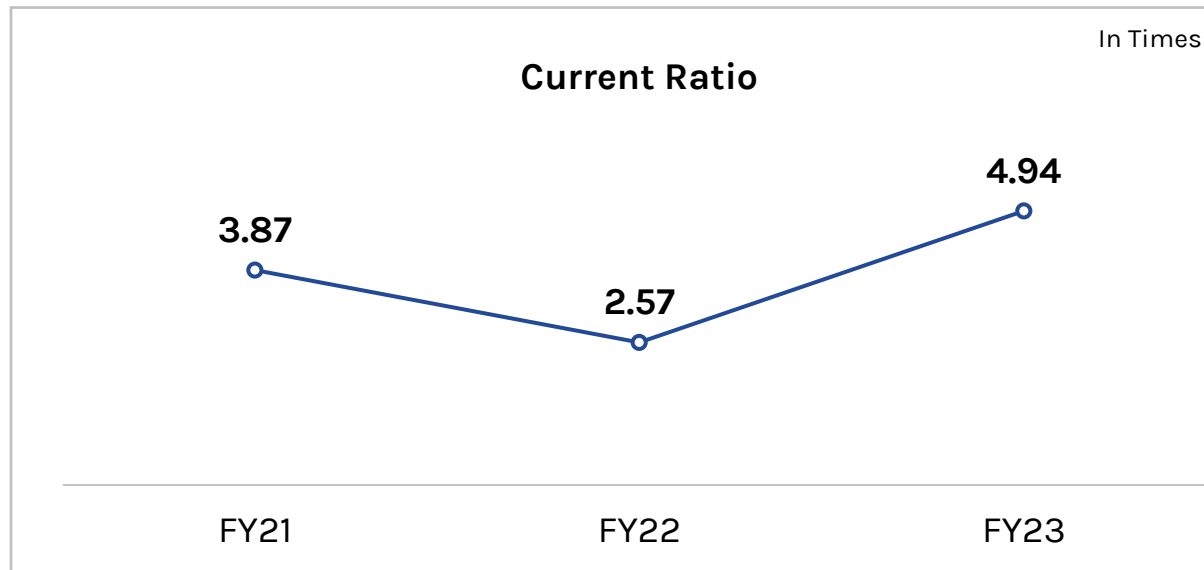
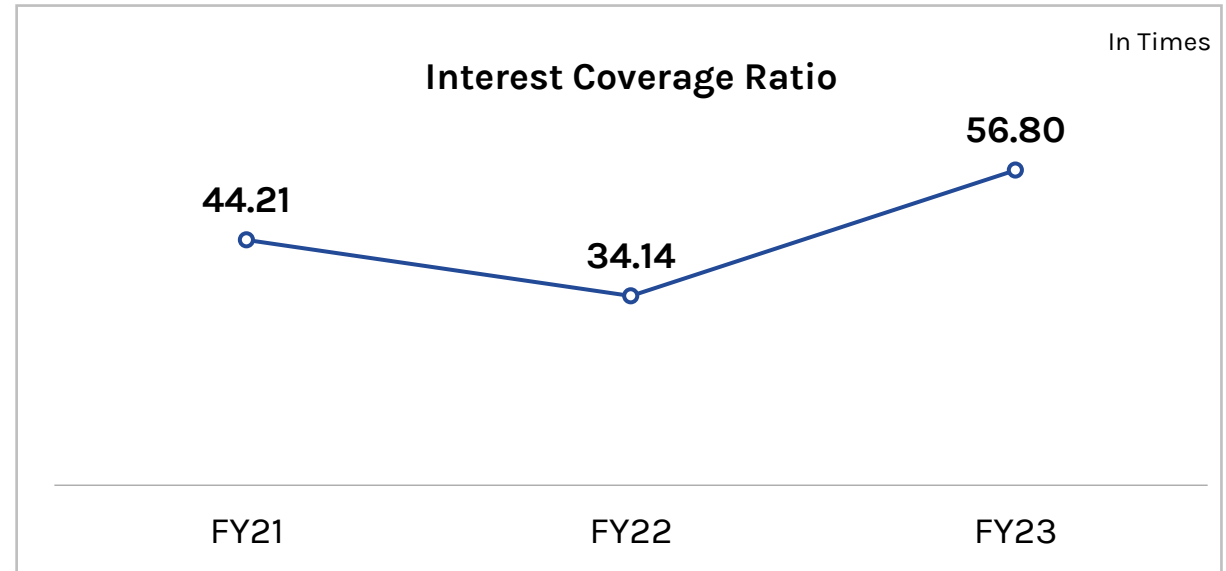
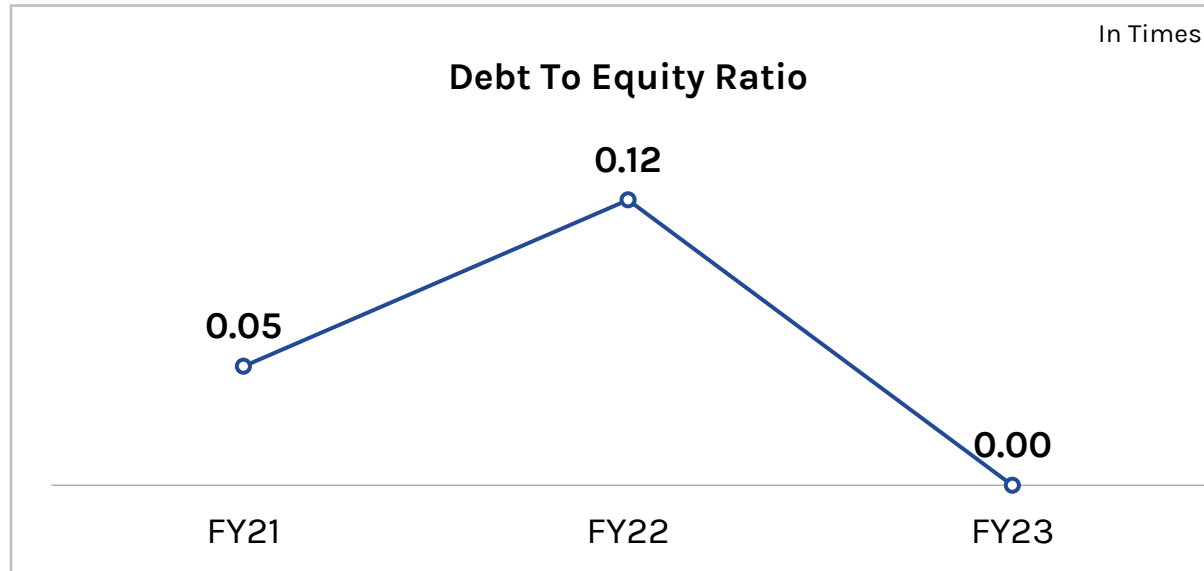
Improving Return Ratios

In %





Consolidated Key Ratios





Consolidated Profit & Loss Statement

In ₹ Cr

Particulars	FY21	FY22	FY23
Revenues	45.31	45.25	84.48
Other Income	0.33	0.04	0.38
Total Income	45.64	45.29	84.86
Event & Site Expenses	22.56	17.75	28.98
Employee costs	3.78	4.77	6.64
Other expenses	3.07	3.02	3.94
Total Expenditure	29.41	25.54	39.56
EBITDA	16.23	19.75	45.30
Finance Costs	0.33	0.50	0.69
Depreciation	1.64	2.68	6.09
PBT	14.26	16.57	38.52
Tax	3.52	4.33	10.09
PAT	10.74	12.24	28.43
Total Comprehensive Income	10.78	12.24	28.42

Consolidated Balance Sheet

In ₹ Cr

Equities & Liabilities	FY21	FY22	FY23
Equity	18.48	18.48	20.92
Reserves	0.57	9.12	91.54
Non Controlling Interests	0.00	0.00	
Net Worth	19.05	27.60	112.46
Non Current Liabilities			
Non Current Borrowings	0.16	0.31	0.05
Lease Liabilities	2.21	1.44	0.58
Long Term Provision	0.21	0.26	0.40
Total Non Current Liabilities	2.58	2.01	1.03
Current Liabilities			
Current Borrowings	0.73	3.01	0.37
Lease Liabilities	0.69	0.78	0.85
Trade Payables	2.77	2.85	6.45
Current Tax Liabilities (Net)	0.00	0.00	0.77
Short Term Provisions	0.83	0.79	0.97
Other Current Liabilities	0.33	0.84	2.71
Total Current Liabilities	5.35	8.27	12.13
Total Liabilities	26.98	37.88	125.61

Assets	FY21	FY22	FY23
Non Current Assets			
Fixed assets	5.40	10.34	42.14
Non Current Investments	0.09	0.09	0.10
Other Non Current Financial Assets	0.34	0.34	0.39
Deferred Tax Assets (Net)	0.46	0.44	0.13
Other Non Current Assets	0.00	5.43	23.03
Total Non Current Assets	6.29	16.64	65.79
Current Assets			
Inventories	4.29	4.43	11.74
Trade receivables	5.81	13.69	16.28
Cash & Bank Balance	9.19	0.44	22.62
Other Current Financial Assets	0.27	1.05	1.50
Current Tax Assets (Net)	0.09	0.08	0.06
Other Current Assets	1.04	1.55	7.62
Total Current Assets	20.69	21.24	59.82
Total Assets	26.98	37.88	125.61

Standalone Profit & Loss Statement

In ₹ Cr

Particulars	FY21	FY22	FY23
Revenues	45.27	44.99	84.38
Other Income	0.43	0.04	0.38
Total Income	45.70	45.03	84.76
Event & Site Expenses	22.57	17.64	28.95
Employee costs	3.77	4.77	6.64
Other expenses	3.06	2.88	3.92
Total Expenditure	29.40	25.29	39.51
EBITDA	16.30	19.74	45.24
Finance Costs	0.33	0.50	0.69
Depreciation	1.64	2.68	6.09
PBT	14.32	16.56	38.47
Tax	3.52	4.34	10.09
Reported Net Profit	10.80	12.23	28.38

Standalone Balance Sheet

In ₹ Cr

Equities & Liabilities	FY21	FY22	FY23
Equity	18.48	18.48	20.92
Reserves	0.67	9.20	91.57
Net Worth	19.16	27.69	112.49
Non Current Liabilities			
Long Term Borrowing	0.16	0.31	0.05
Deferred Tax Liabilities	-0.46	-0.44	-0.13
Other Long Terms Liabilities	2.22	1.44	0.58
Long-term Provision	0.21	0.26	0.40
Total Non Current Liabilities	2.12	1.57	0.89
Current Liabilities			
Short Term Borrowings	0.72	2.98	0.34
Trade Payables	2.77	2.86	6.45
Other Current Financial Liabilities	0.69	1.00	1.21
Other Current Liabilities	0.33	0.62	3.13
Short Term Provision	0.83	0.80	0.97
Total Current Liabilities	5.34	8.25	12.10
Total Liabilities	26.62	37.51	125.48

Assets	FY21	FY22	FY23
Non Current Assets			
Fixed Assets	5.40	10.60	41.47
Non-current Investments	0.21	0.21	0.22
Other Non Current Financial Assets	0.33	0.33	0.39
Other Non Current Assets	0.00	5.24	23.03
Total Non Current Assets	5.94	16.38	65.11
Current Assets			
Inventories	4.29	4.43	11.74
Trade Receivables	5.81	13.69	16.28
Cash & Bank Balance	9.16	0.37	22.49
Other Current Financial Assets	0.29	1.01	2.27
Current Tax Assets (Net)	0.09	0.08	0.06
Other Current Assets	1.04	1.55	7.54
Total Current Assets	20.68	21.13	60.37
Total Assets	26.62	37.51	125.48

PRAVEG

Accelerating ideas

214 Athena Avenue,
Behind Jaguar Showroom,
S. G Highway, Gota, Ahmedabad - 382 481.
Email: info@praveg.com
Phone: +91-79-27496737, 27494266
Website: www.praveg.com



Kirin Advisors

713-B, Lodha Supremus II,
Wagle Estate, Thane West - 400 604.
Email: info@kirinadvisors.com
Phone: 022 4100 2455
Website: www.kirinadvisors.com

THANK YOU

