

Administrative office :

306, 3rd floor, Iscon Mall, Above Star Bazar, Jodhpur Cross Road, Ahmedabad-380015 . (India)

303, 3rd floor Pinnacle business park prahlad nagar to Corporate road Makarba Ahmedabad-380015

Phone: +91-79-48002433 / Mo: +91-6354061939 Email:decomica_accounts@heritagesurfaces.com

Date: 14th February, 2025

To
BSE Limited
Department of Corporate Services,
Listing Department
P.J. Towers, Dalal Street,
Mumbai- 400 001

Scrip Code: 531227

Dear Sir/Madam,

Subject: Newspaper advertisement of the Standalone Unaudited Financial Results for the third quarter and nine months ended on 31st December, 2024

Pursuant to the Regulation 47 of the Securities and Exchange Board of India (Listing Obligations and Disclosure Requirements) Regulations, 2015, please find enclosed clipping of newspaper advertisement of the Standalone unaudited Financial Results for the third quarter and nine months ended 31st December, 2024 which were published in the following Newspaper:

1. English- The Financial Express dated 14th February, 2025
2. Gujarati- The Financial express dated 14th February, 2025

Request you to take the same on record.

For Deco Mica Limited

Vijaykumar Agarwal
Managing Director and CEO
DIN: 01869337



Parshwanath Corporation Ltd.				
UNAUDITED FINANCIAL RESULTS FOR QUARTER-III & NINE MONTHS ENDED ON DECEMBER 31, 2024				
Sr. No.	Particulars	(Rs. in Lakhs except EPS data)		
		Quarter ended on		Year ended on
		31/12/2024	31/12/2023	31/3/2024
1	Total Income From Operation	6.74	22.93	59.16
2	Net Profit for the period (before tax and exceptional items)	7.92	22.29	48.57
3	Net Profit for the period before Tax (after exceptional items)	8.58	22.29	54.61
4	Net Profit for the period after tax (after Exceptional Items)	7.37	17.34	51.52
5	Total Comprehensive Income for the period (Comprising Profit for the period (after tax) and Other Comprehensive Income (after tax))	7.37	17.34	51.64
6	Equity Share Capital (Face Value of Rs. 10/-each)	313.18	313.18	313.18
7	Reserve (excluding Revaluation Reserve)	-	-	844.11
8	Earnings Per Share (EPS) (of Rs. 10/- Each) (for continuing and discontinued operations not annualised)	0.24	0.55	1.65
	(a) Basic	0.24	0.55	1.65
	(b) Diluted	0.24	0.55	1.65

Notes:

- The above is an extract of the detailed format of Quarterly/ Half Yearly Financial Results filed with the Stock Exchanges under Regulation 33 of SEBI (Listing and Other Disclosure Requirements) Regulations, 2015. The full format of the Quarterly/ Half Yearly Financial Results are available on the website of the stock exchange, website www.bseindia.com and listed entity www.parshwanath.co.in
- The Company is engaged in the business of Construction and Development of housing projects and therefore there are no other reportable segments.

PLACE: AHMEDABAD
DATE: 13/02/2025

BY ORDER OF THE BOARD
RUSHABHAI N. PATEL
MANAGING DIRECTOR (DIN: 00047374)

HDFC BANK		Registered Office: HDFC Bank House, Senapati Bapat Marg, Lower Parel (West), Mumbai - 400 013 and having one of its office as Retail Portfolio Management at HDFC Bank Ltd, 1st Floor, 1-Think Techno Campus, Kanjurmarg (East), Mumbai - 400042.
We understand your world		

SALE INTIMATION AND PUBLIC NOTICE FOR SALE OF SECURITIES PLEDGED TO HDFC BANK LTD.

The below mentioned Borrowers of HDFC Bank Ltd. (the "Bank") are hereby notified regarding the sale of securities pledged to the Bank, for availing credit facilities in the nature of Loan/Overdraft Against Securities.

Due to persistent default by the Borrowers in making repayment of the outstanding dues as per agreed loan terms, the below loan accounts are in delinquent status. The Bank has issued multiple notices to these Borrowers, including the final sale notice on the below-mentioned date whereby, Bank had invoked the pledge and provided 7 days' time to the Borrower to repay the entire outstanding dues in the below accounts, failing which, Bank would be at liberty to sell the pledged securities without issuing further notice in this regard.

The Borrowers have neglected and failed to make due repayments, therefore, Bank in exercise of its rights under the loan agreement as a pledgee has decided to sell / dispose of the Securities on or after 21st February, 2025 for recovering the dues owed by the Borrowers to the Bank. The Borrowers are, also, notified that, if at any time, the value of the pledged securities falls further due to volatility in the stock market to create further deficiency in the margin requirement then Bank shall at its discretion sell the pledged security within one (1) calendar day, without any further notice in this regard. The Borrower(s) shall remain liable to the Bank for repayment of any remaining outstanding amount, post adjustment of the proceeds from sale of pledged securities.

Sr. No.	Loan Account Number	Borrower's Name	Outstanding Amount as on 10 th Feb, 2025	Date of Sale Notice
1	XXXX4911	SNEHAL CHUNILAL PATEL	2,43,098.35	11-Feb-25
2	XXXX0142	ROHITKUMAR MADHAVBHAI PATEL	4,29,049.00	11-Feb-25
3	XXXX1858	ANAL HARSHVADEAN DAVE	8,78,775.72	11-Feb-25
4	XXXX5778	NILA RAJENDRA SHASTRI	19,75,289.81	11-Feb-25
5	XXXX8219	YASINBEG P MIRZA	1,00,364.56	11-Feb-25
6	XXXX8824	SUDHABEN H PATEL	2,68,111.00	11-Feb-25
7	XXXX5414	DIYA NIRAJ BHAGCHANDANI	4,21,628.53	11-Feb-25
8	XXXX4491	ANANDPARA JITENDRA ODHAVJI	15,12,854.10	11-Feb-25
9	XXXX7711	GIRISHKUMAR B CHUDHARY	6,99,003.14	11-Feb-25
10	XXXX7636	PRAVINBHAI H RATHOD	16,56,999.03	11-Feb-25
11	XXXX8700	JAYESH MANGANLAL SOLANKI	19,74,468.29	11-Feb-25
12	XXXX5047	SONI AMOL NAVINCHANDRA	20,00,923.28	11-Feb-25
13	XXXX1570	SURATI KRUNAL DIPAKBHAI	1,32,652.90	11-Feb-25
14	XXXX9764	BIREN NARENDRABHAI PATEL	82,770.53	11-Feb-25
15	XXXX3892	JIGNISHA SATIN MEHTA	4,85,240.99	11-Feb-25
16	XXXX3350	KOKILABEN NIKULRAI DESAI	9,05,499.45	11-Feb-25
17	XXXX2963	SHIMONI HARENBHAI SHETH	17,00,433.25	11-Feb-25
18	XXXX5520	VISHNARAO BHANWARLAL GEHLOT	3,201.00	11-Feb-25
19	XXXX1717	DHRUV REKHA N	17,86,742.69	11-Feb-25
20	XXXX0518	RACHANA RAJESHBHAI JOSHI	6,77,273.82	11-Feb-25
21	XXXX2502	DINESHBHAI GANESHBHAI CHAUDHARY	9,63,071.30	11-Feb-25
22	XXXX1421	GIREN S SHAH	2,03,632.82	11-Feb-25
23	XXXX5280	KAUSHAL GAMANLAL KAPADIYA	48,719.14	11-Feb-25
24	XXXX3613	KALARIYA ALVINBHAI RAMESHBHAI	69,882.38	11-Feb-25
25	XXXX1293	PAREKH SATISHBHAI MOHANBHAI	99,535.68	11-Feb-25
26	XXXX5121	JENISH DIPESHKUMAR LIGHTWALA	91,063.05	11-Feb-25
27	XXXX9430	MANOJBHAI A KUHADA	7,12,312.52	11-Feb-25
28	XXXX6151	ASHISH SIDDHARTHBHAI ANJARIA	1,88,268.42	11-Feb-25
29	XXXX0262	DIVYANG RAJNIKANT KADAKIA	14,25,636.82	11-Feb-25
30	XXXX0351	AHMEDBHAI HASAMBHAI GHANCHI	1,855.81	11-Feb-25
31	XXXX0470	TANUJA BALAJI PATRA	61,472.65	11-Feb-25
32	XXXX4918	SUNANDABEN MAHENDRA SHAH	19,03,232.39	11-Feb-25
33	XXXX2571	NAGIN MANGALBHAI PATEL	19,61,989.58	11-Feb-25
34	XXXX8690	RASHMI HARSHVADAN DAVE	9,28,724.51	11-Feb-25
35	XXXX5166	JALAJ B DAVE	5,72,215.69	05-Feb-25
36	XXXX7331	SUMAN JIGNESH HINGOO	11,27,547.82	11-Feb-25
37	XXXX4391	DIPALI RAJESH SHAH	9,20,806.22	11-Feb-25
38	XXXX8679	BABUBHAI KHODABHAI PATEL	1,39,807.18	11-Feb-25
39	XXXX1691	HARSH PRATIKKUMAR SHAH	77,628.69	11-Feb-25
40	XXXX9035	BHIDE SIDDHI SANDEEP	59,027.38	11-Feb-25
41	XXXX8333	DHANYA RAJIV	3,71,231.98	11-Feb-25
42	XXXX3715	DIVYA JAYDEEP DESAI	2,02,967.16	11-Feb-25
43	XXXX1722	CHANDRESH LAXMICHAND BHUTA	1,56,070.80	11-Feb-25
44	XXXX5585	NARESHCHANDRACHANDUL PANCHAL	12,71,520.71	11-Feb-25
45	XXXX2358	KAJOL JENISH LIGHTWALA	1,92,953.00	11-Feb-25
46	XXXX4278	RAMILA PARMAL JARIWALA	6,77,171.00	11-Feb-25
47	XXXX8964	PATEL DHAVALKUMAR RAJNIKANT	2,19,608.00	11-Feb-25
48	XXXX8937	RONAK PARESHKUMAR SHAH	11,90,885.32	11-Feb-25
49	XXXX3972	HASMUKHBHAI CHINUBHAI KANSARA	7,84,930.19	11-Feb-25
50	XXXX1613	ANAND SHAILESHBHAI DESAI	9,95,730.74	11-Feb-25
51	XXXX4100	ZUBIN DINYAR NALLADARU	3,33,644.82	11-Feb-25
52	XXXX9231	SONIA MANISHBHAI GUPTA	85,284.69	11-Feb-25
53	XXXX3542	BHARATKUMAR JAYSUKHLAL SHAH	9,48,824.10	11-Feb-25
54	XXXX5761	NIRAJ PRAFULCHANDRA BHATT	1,59,810.18	11-Feb-25
55	XXXX4021	SHARFI SHIREEN MOHAMMED ALEEM	1,28,352.20	11-Feb-25
56	XXXX9401	CHANDNI DEVENDRA JOSHI	1,02,110.06	11-Feb-25
57	XXXX8649	PAMINI ASHISH DESAI	18,73,535.00	11-Feb-25
58	XXXX1250	MALAVYA JAYESHKUMAR CHANDUBHAI	6,76,137.85	11-Feb-25
59	XXXX7598	KALPESH PARSHOTAMDAS PATEL	2,35,482.60	11-Feb-25
60	XXXX0555	HIREN JAYANTBHAI VASANT	3,33,932.43	11-Feb-25
61	XXXX2811	SHAKTISINH ZALA	5,79,865.24	11-Feb-25
62	XXXX5070	MISTRY NILESHKUMAR DAHYABHAI	3,16,986.20	11-Feb-25
63	XXXX6070	MANISHA HARAKCHAND SHAH	19,76,221.00	11-Feb-25
64	XXXX4411	RINABEN J SHAH	12,83,652.00	11-Feb-25
65	XXXX3460	PRAKASH ISHWARBHAI PATEL	18,54,612.00	11-Feb-25
66	XXXX4542	CHIRAG RAMANLAL SHAH	3,69,298.20	11-Feb-25
67	XXXX7691	BELA S JOSHI	20,10,007.62	11-Feb-25
68	XXXX8307	MINESHKUMAR A PATEL	33,953.50	11-Feb-25
69	XXXX3012	ANKUR PRAFUL MOOI	2,83,085.40	11-Feb-25
70	XXXX2287	GAYATRI PARESHBHAI NAIK	7,97,699.88	11-Feb-25
71	XXXX8668	PARESHKUMAR RAMESHCHANDRANAIK	3,18,792.82	11-Feb-25
72	XXXX1612	SOLOMON NEWTON CANARA	6,47,759.82	11-Feb-25
73	XXXX0355	ASHOKKUMAR JAYANTILAL SANGHVI	18,00,086.20	11-Feb-25
74	XXXX1195	KALPESH PRAVINBHAI ADESHARA	57,588.87	11-Feb-25
75	XXXX2609	SARDARBHAI GALABHAI VILAGANTH	10,00,000.00	11-Feb-25
76	XXXX0641	HEMAL PATEL	9,33,253.82	11-Feb-25
77	XXXX3396	TEJAL B PANCHAL	4,14,390.71	05-Feb-25
78	XXXX1825	KUSHAL JAYESHKUMAR SHETH	8,28,524.82	11-Feb-25
79	XXXX4820	PARMAR DAKSHABEN VINAYBHAI	5,01,024.82	11-Feb-25
80	XXXX7638	DAVE CHITRANGI KANAIYALAL	42,076.14	11-Feb-25
81	XXXX1120	PARMAR PRITESHBHAI JAYANTIBHAI	1,32,305.00	11-Feb-25
82	XXXX2270	CHANDRAPRAKASH BHERLAL SHAH	8,82,860.82	11-Feb-25
83	XXXX9910	DINESHBHAI NARSINGHBHAI CHAUDHARY	10,05,576.82	11-Feb-25
84	XXXX3750	KOSHIYA HARSUKHBHAI	19,41,573.40	11-Feb-25
85	XXXX0769	VANITABEN BHAVINKUMAR PATEL	19,57,182.72	11-Feb-25
86	XXXX3045	BHARATKUMAR SURENDRASINH JADAVI	2,22,943.00	11-Feb-25
87	XXXX1227	JAYINI SUNIRBHAI SHAH	19,88,126.90	11-Feb-25
88	XXXX2870	RUTVI PATEL	10,05,877.82	11-Feb-25
89	XXXX3011	VAIBHAV SANJAYBHAI PATEL	8,99,596.82	11-Feb-25
90	XXXX3238	SEJAL R DONGA	2,20,029.39	11-Feb-25
91	XXXX5448	GAYAKWAD SONALBEN JAGUBHAI	1,23,419.02	11-Feb-25
92	XXXX9525	NILPA NUTANKUMAR SHAH	1,95,000.00	11-Feb-25
93	XXXX7850	BOGHAWALA GAURANG RAJESHKUMAR	5,90,906.82	11-Feb-25
94	XXXX9331	NIRJU KAPIL GARDHARIA	19,98,673.13	11-Feb-25
95	XXXX8434	PRAVINBHAI BHIKARBHAI PATEL	5,01,234.37	11-Feb-25
96	XXXX1231	CHINTAN DUSHYANTKUMAR VORA	19,95,933.00	11-Feb-25

Date: 14.02.2025
Place: Gujarat

Sd/-
HDFC BANK LTD.

PRASHANT INDIA LIMITED					
REGD. OFFICE- BLOCK NO 456 PALSANA CHARRASTA PALSANA DIST SURAT GJ 394315, PH-7228086858					
CIN: L15142G1983PLC006574, Email id: cs.prashantindia@gmail.com, Website: www.prashantindia.info					
STATEMENT OF STANDALONE UNAUDITED FINANCIAL RESULTS FOR THE QUARTER AND NINE MONTHS ENDED 31.12.2024					
Sr. No.	PARTICULARS	(Rs. in Lakhs)			
		Quarter Ended		Year Ended	
		31.12.2024	31.12.2023	31.12.2024	31.03.2024
		Unaudited	Unaudited	Unaudited	Audited
	Total income from operations	5.30	7.22	22.54	43.43
	Net Profit / (Loss) for the period (before tax, Exceptional and/or Extraordinary items)	(8.52)	(1.89)	(16.68)	(33.06)
	Net Profit / (Loss) for the period before tax (after Exceptional and/or Extraordinary items)	(8.52)	(1.89)	(16.68)	(35.84)
	Net Profit / (Loss) for the period after tax (after Exceptional and/or Extraordinary items)	(8.52)	(1.89)	(16.68)	(35.84)
	Total Comprehensive Income for the period (Comprising Profit / (Loss) for the period (after tax) and Other Comprehensive Income (after tax))	(8.52)	(1.89)	(16.68)	(35.84)
	Equity Share Capital	423.54	423.54	423.54	423.54
	Reserves (excluding Revaluation Reserve as shown in the Audited Balance Sheet of previous year)	(3,741.47)	(3,711.41)	(3,741.47)	(3,724.79)
	Earnings Per Share (of Rs. 10/- each) Basic & Diluted	(0.20)	(0.04)	(0.39)	(0.85)

Note: The above is an extract of the detailed Quarterly and Yearly Financial Results filed with the Stock Exchanges under Regulation 33 of the SEBI (Listing and Other Disclosure Requirements) Regulations, 2015. The full format of the same are available on the Stock Exchange websites at www.bseindia.com and on Company's Website at www.prashantindia.info

For, Prashant India Limited
Prabhudas Mohanbhai Gondalia
Managing Director (DIN : 00014809)

DATE : 13/02/2025
PLACE : Palsana

MAZDA LIMITED					
CIN : L29120GJ1990PLC014293					
Regd. Office : C/1-39/13/16 GIDC Naroda, Ahmedabad - 382 330					
EXTRACT OF STANDALONE UNAUDITED FINANCIAL RESULTS FOR THE QUARTER ENDED ON 31ST DECEMBER, 2024					
Sr. No.	Particulars	(₹ in Lacs except EPS)			
		Quarter Ended		Period Ended	
		31/12/2024	30/09/2024	31/12/2023	31/03/2024
		Unaudited	Unaudited	Unaudited	Audited
1	Total Income from operations	4,698.48	6,067.59	5,573.79	14,630.17
2	Net Profit / (loss) from ordinary activities before tax, exceptional or extra-ordinary items	970.09	1,183.22	1,090.71	2,528.51
3	Net Profit / (loss) from ordinary activities after tax	742.32	897.85	826.27	1,929.85
4	Net Profit / (loss) for the period after tax (after extraordinary items)	742.32	897.85	826.27	1,929.85
5	Total Comprehensive Income for the period (comprising profit / (loss) for the period (after tax) and other Comprehensive Income (after tax))	770.89	881.00	931.50	1,921.49
6	Paid up equity share capital (Face Value of ₹ 2/- per share)	400.50	400.50	400.50	400.50
7	Other Equity excluding Revaluation Reserve	-	-	-	20,823.54
8	Basic and Diluted Earnings per share of ₹ 2/- each	3.71	4.48	4.13	9.64

NOTE:

- The above is an extract of the detailed format of Quarterly Unaudited Financial Results filed with the Stock Exchanges under Regulation 33 of the SEBI (Listing Obligations & Disclosure Requirements) Regulations, 2015. The full format of Unaudited Financial Results for the quarter ended 31/12/2024 are available on the Stock Exchanges website i.e. www.bseindia.com and nseindia.com as well as on the Company's Website i.e. www.mazdalimited.com
- The aforesaid financial results were placed before and reviewed by the Audit Committee at its meeting held on 12/02/2025 and approved by the Board of Directors at its meeting held on the same date.

FOR & ON BEHALF OF THE BOARD OF MAZDA LIMITED
PERCY AVARI
WHOLE-TIME DIRECTOR
DIN:00499114

PLACE : AHMEDABAD
DATE : 13/02/2025

DANGEE DUMS LIMITED					
CIN : L5510GJ2010PLC061983					
Regd. Office: 4/A, Ketan Society Nr. Sardar Patel Colony, Nanarupa Ahmedabad GJ 380014 IN					
Website: www.dangeedums.com Email: cs@dangeedums.com Ph. No.: +91 9512500570					
EXTRACT OF STANDALONE UNAUDITED FINANCIAL RESULTS FOR THE QUARTER AND NINE MONTHS ENDED ON 31ST DECEMBER, 2024					
Sr. No.	Particulars	(₹ in Lakhs Except EPS and Face Value of Share)			
		Quarter Ended		Nine Months Ended	
		31.12.2024	30.09.2024	31.12.2023	31.12.2023
		Un-audited	Un-audited	Un-audited	Audited
1.	Total income from operations (net)	770.85	696.09	728.36	2080.01
2.	Net Profit / (Loss) for the period (before Tax, Exceptional and/or Extraordinary items)	19.93	(15.81)	(2.16)	(25.11)
3.	Net Profit / (Loss) for the period before tax (after Exceptional &/or Extraordinary items)	19.93	(15.81)	(2.16)	(25.11)
4.	Net Profit / (Loss) for the period after tax (after Exceptional &/or Extraordinary items)	15.09	(24.77)	0.03	(35.54)
5.	Total Comprehensive Income for the period (Comprising Profit / (Loss) for the period (after tax) and Other Comprehensive Income (after tax))	15.55	(24.03)	(0.12)	(33.30)
6.	Paid up Equity Share Capital (Face value Re, 1/- each)	1,539.75	1,539.75	1,539.75	1,539.75
7.	Reserves (excluding Revaluation Reserve as shown in the Balance Sheet of previous year)	NIL	NIL	NIL	NIL
8.	Earnings Per Share (for continuing and discontinued operations)	0.01	(0.02)	0.000	(0.02)
	Basic :	0.01	(0.02)	0.000	(0.02)
	Diluted:	0.01	(0.02)	0.000	(0.02)

Note: The above is an extract of the detailed format of Quarterly and Nine Months Financial Results filed with the Stock Exchanges under Regulation 33 of the SEBI (Listing Obligations and Disclosure Requirements) Regulations, 2015. The full format of the Quarterly Financial Results are available on the website of the Company i.e. www.dangeedums.com and on the website of NSE Ltd (www.nseindia.com)

For DANGEE DUMS LIMITED
Sd/-
NIKUL J. PATEL
Chairman & Managing Director
DIN: 01339858

Date: 12.02.2025
Place: Ahmedabad

Sumeet INDUSTRIES LIMITED						
EXTRACT OF CONSOLIDATED UN-AUDITED FINANCIAL RESULTS FOR THE QUARTER AND NINE MONTHS ENDED ON 31/12/2024 (₹ in Lakh)						
Sr. No.	Particulars	QUARTER ENDED				Year ENDED
		31.12.2				

પીએમએલએના દુરુપયોગ બદલ ઈડીને ઝાટકતી સર્વોચ્ચ અદાલત

પીટીઆઈ નવી દિલ્હી, તા. ૧૩ સુપ્રીમ કોર્ટે આરોપીને જેલમાં રાખવા માટે પ્રિવેન્શન ઓફ મની લોન્ડરિંગ એક્ટનો ઉપયોગ કરવા બદલ ઈડીને ઠપકો આપ્યો હતો અને સવાલ કર્યો હતો કે, દહેજના કાયદાની માફક આ જોગવાઈનો દુરુપયોગ કરવામાં આવ્યો હતો કે કેમ. જસ્ટિસ અભય એસ ઓકા તથા જસ્ટિસ ઉજ્જ્વલ ભુયનની બેન્ચે જસ્ટિસ ગઢના ભૂતપૂર્વ એક્સાઈઝ ઓફિસર અરૂણપતિ ત્રિપાઠીના જામીન મંજૂર કરતી વખતે બુધવારે ઉપરોક્ત અવલોકન કર્યું હતું. જો છત્તીસગઢ હાઈ કોર્ટ દ્વારા ફરિયાદના કોગ્નિઝન્સને ધ્યાન પર લઈને કોર્ટના આદેશને રદ કરવામાં આવ્યો હોય, તો આરોપીને કસ્ટડીમાં કેવી રીતે કસ્ટડીમાં રાખવામાં આવ્યો હતો, તે બાબતે સર્વોચ્ચ અદાલતે આશ્ચર્ય વ્યક્ત કર્યું હતું. પીએમએલએ (પ્રિવેન્શન ઓફ મની લોન્ડરિંગ એક્ટ)ની સંકલ્પના એ ન હોઈ શકે કે વ્યક્તિ જેલમાં રહેવો જોઈએ. જો કોગ્નિઝન્સ રદ કરી દેવાયા બાદ પણ વ્યક્તિને જેલમાં રાખવાનું વલણ હોય, તો આ મામલે શું કહી શકાય? ડાહ્યાએ આરોપીને શું થયું હતું, તે જુઓ, પીએમએલએનો પણ તે રીતે દુરુપયોગ થયો છે.

કેપરી ગ્લોબલ હાઉસિંગ ફાયનાન્સ લિમિટેડ	
CAPRI GLOBAL (પરિશિષ્ટ - ૪) (સ્થાવર મિલકતી માટે)	
કેપરી ગ્લોબલ હાઉસિંગ ફાયનાન્સ લિમિટેડ (CGHFL) ના નીચે સહી કરનાર અધિકૃત અધિકારીએ સિક્યોરિટી ડેપોઝિટ એન્ડ રીફન્ડેશન ઓફ ફાયનાન્સિયલ એવેડન્સ એન્ડ એન્ફોર્સમેન્ટ ઓફ સિક્યોરિટી ઈન્વેસ્ટમેન્ટ, ૨૦૦૨ તથા કલમ ૧૩(૧૨) હેઠળ મળેલી સત્તા સાથે સિક્યોરિટી ઈન્વેસ્ટમેન્ટ (એન્ફોર્સમેન્ટ) નિયમો, ૨૦૦૨ તથા નિયમ ૩ અંતર્ગત ઉપરોક્ત નોંધણી નોંધણી નોટીસ જારી કરીને નોટીસ મળ્યાની તારીખથી ૬૦ દિવસોની અંદરની બાકી રકમ સાથે ચુકવવા જણાવેલ. ઉપરોક્તનો સહરકુ રકમ ચુકવવામાં નિષ્ફળ ગયા હોવાથી ઉપરોક્તનો તથા જાહેર જનતાને જણાવવામાં આવે છે કે સિક્યોરિટી ઈન્વેસ્ટમેન્ટ નિયમો, ૨૦૦૨ ની કલમ ૧૩ ની પેટા કલમ (૨) અંતર્ગત નિયમ ૮ સાથે વંચાણે લેવાં અપેક્ષી સત્તાની રૂબરૂ અવસ્થાભરીએ નીચે જણાવેલ મિલકતનો કબજો લઈ લીધો છે. "સરકેસી ક્રાવટીની કલમ ૧૩ની પેટા કલમ ૮ ની જોગવાઈ પ્રત્યે ઉપરોક્તનું મુદ્દર મિલકત છોડાવવા માટે મળવા પાત્ર સમય બાબતે ધ્યાન દોરવામાં આવે છે." ઉપરોક્તને વિશેષ રૂપથી તથા જાહેર જનતાને આથી સહરકુ મિલકત અને કોઈપણ જાતનો વ્યવહાર ન કરવાની ચેતવણી આપવામાં આવે છે. સહરકુ સ્થાયી મિલકત અને ફરેલો કોઈપણ વ્યવહાર "CGHFL" ની રકમ ની બાકી રકમ અને ચકત વ્યાજ સાથે બાંજાને આપિન રહેશે.	
કેપરી ગ્લોબલ હાઉસિંગ ફાયનાન્સ લિમિટેડ	કેપરી ગ્લોબલ હાઉસિંગ ફાયનાન્સ લિમિટેડ

42% YoY*

378.42 Crores*

9M FY 25

TOTAL INCOME

59.60%*

219.28 Crores*

9M FY 25

GROSS PROFIT

77% YoY*

69.97 Crores*

9M FY 25

EBITDA

* Adjusted Financials

EXTRACT OF CONSOLIDATED UNAUDITED FINANCIAL RESULTS FOR THE QUARTER AND NINE MONTHS ENDED 31 ST DECEMBER 2024				
Sr. No	PARTICULARS	CONSOLIDATED (INR LAKHS)		
		Quarter Ended 31-Dec-24 (Unaudited)	Year Ended 31-Mar-24 (Audited)	Quarter Ended 31-Dec-23 (Unaudited)
1	Total Income from Operations	9,837.63	37,001.74	9,535.77
2	Net Profit/(Loss) before Tax and Exceptional Items	(20,614.42)	(8,125.84)	(2,042.38)
3	Net Profit/(Loss) before Tax and after Exceptional Items	(20,614.42)	(8,125.84)	(2,042.38)
4	Net Profit/(Loss) after Tax	(20,293.81)	(7,611.17)	(1,671.27)
5	Total Comprehensive Income for the period (Comprising Profit/(Loss) for the period (after tax) and Other Comprehensive Income (after tax))	(20,315.54)	(7,213.18)	(1,669.82)
6	Equity Share Capital	7,138.26	6,919.75	6,919.75
7	Reserves (excluding Revaluation Reserve) as shown in the Audited Balance Sheet as at 31 st March 2024	30,785.81		
8	Earnings Per Share (of Rs.10/- each)			
	Basic	(27.15)	(12.05)	(2.49)
	Diluted	(27.15)	(12.05)	(2.49)

Note:

- The above Financial results have been reviewed by the Audit Committee and approved by the board of directors at their respective meetings held on February 13, 2025.
- The complete financial results along with the limited review report of the Statutory Auditors thereon are available at Link <https://www.verandalearning.com/web/index.php/board-meetings>. The same is accessible through scanning of the Quick Response (QR) code provided below.



For Veranda Learning Solutions Limited
Sd/-
Kalpathi S Suresh
Executive Director Cum Chairman
DIN:00526480

Place: Chennai
Date: 13-Feb-2025

DECO-MICA LIMITED							
(Corporate Identify Number : L20299GJ1988PLCO10807)							
Regd. Office : 306, 3rd Floor, Iscon Mall, Star Bazar Building, Jodhpur Char Rasta, Ahmedabad - 380 015							
STATEMENT OF STANDALONE UNAUDITED FINANCIAL RESULT FOR THE THIRD QUARTER AND NINE MONTHS ENDED 31ST DECEMBER, 2024 (Rs. in Lacs)							
Sr. No	Particulars	Standalone					
		Quarter ended on 31/12/2024 (Unaudited)	Quarter ended on 30/09/2024 (Unaudited)	Quarter ended on 31/12/2023 (Unaudited)	9 Months ended on 31/12/2024 (Unaudited)	9 Months ended on 31/12/2023 (Unaudited)	For the Year ended on 31/03/2024 (Audited)
1	Total Income from Operations (net)	1996.84	1828.39	1600.24	5459.07	5085.80	7749.84
2	Net Profit / (Loss) from ordinary activities before tax	138.73	8.52	6.68	163.81	102.57	353.44
3	Net Profit / (Loss) for the period after tax (after Extraordinary items)	91.36	6.38	(3.41)	107.84	64.78	230.98
4	Other Comprehensive Income / (Loss)	(2.77)	(1.84)	(2.16)	(8.29)	(6.50)	(11.05)
5	Paid up Equity Share Capital (face value of Rs. 10/- each)	420.00	420.00	420.00	420.00	420.00	420.00
6	Reserve (excluding Revaluation Reserves as shown in the Balance Sheet of previous year)	Nil	Nil	Nil	Nil	Nil	Nil
7	Earnings Per Share (Before & After extraordinary items) (face value of Rs.10/- each)						
	Basic : EPS (Rs.)	2.18	0.15	(0.08)	2.57	1.54	5.50
	Diluted : EPS (Rs.)	2.18	0.15	(0.08)	2.57	1.54	5.50

Notes : (1) The above is an extract of the detailed format of Standalone Unaudited Financial Results filed with the Stock Exchanges under Regulation 33 of the SEBI (Listing Obligations and Disclosure Requirements) Regulations, 2015. The full format of the Standalone Unaudited Financial Results are available on the Stock Exchange websites at www.bseindia.com and on Company's website at www.decomica.com

(2) The above Financial Results have been reviewed by the Audit Committee and approved by the Board of Directors in the meeting held on Wednesday, 12th February 2025.

By Order of the Board of Directors For, DECO-MICA LIMITED
sd/- **Mr. Vijaykumar D. Agarwal**
Managing Director & CEO - DIN No: 01869337

Place : Ahmedabad
Date : 12/02/2025

MAZDA LIMITED						
CIN : L29120GJ1990PLCO14293						
Regd. Office : C/1-39/13/16 GIDC Naroda, Ahmedabad - 382 330						
EXTRACT OF STANDALONE UNAUDITED FINANCIAL RESULTS FOR THE QUARTER ENDED ON 31ST DECEMBER, 2024 (Rs. in Lacs except EPS)						
Sr. No.	Particulars	Quarter Ended		Period Ended		Year ended
		31/12/2024 (Unaudited)	30/09/2024 (Unaudited)	31/12/2023 (Unaudited)	31/12/2024 (Unaudited)	31/03/2024 (Audited)
1	Total Income from operations	4,698.48	6,067.59	5,573.79	14,630.17	17,249.64
2	Net Profit / (loss) from ordinary activities before tax, exceptional or extra-ordinary items	970.09	1,183.22	1,090.71	2,528.51	2,890.91
3	Net Profit / (loss) from ordinary activities after tax	742.32	897.85	826.27	1,929.85	2,215.10
4	Net Profit / (loss) for the period after tax (after extraordinary items)	742.32	897.85	826.27	1,929.85	2,215.10
5	Total Comprehensive Income for the period (comprising profit / (loss) for the period (after tax) and other Comprehensive Income (after tax))	770.89	881.00	931.50	1,921.49	2,294.28
6	Paid-up equity share capital (Face Value of ₹ 2/- per share)	400.50	400.50	400.50	400.50	400.50
7	Other Equity excluding Revaluation Reserve					20,823.54
8	Basic and Diluted Earnings per share of ₹ 2/- each	3.71	4.48	4.13	9.64	11.06

NOTE:

(i) The above is an extract of the detailed format of Quarterly Unaudited Financial Results filed with the Stock Exchanges under Regulation 33 of the SEBI (Listing Obligations & Disclosure Requirements) Regulations, 2015. The full format of Unaudited Financial Results for the quarter ended 31/12/2024 are available on the Stock Exchanges website i.e. www.bseindia.com and www.nseindia.com as well as on the Company's Website i.e. www.mazdalimited.com.

(ii) The aforesaid financial results were placed before and reviewed by the Audit Committee at its meeting held on 12/02/2025 and approved by the Board of Directors at its meeting held on the same date.


FOR & ON BEHALF OF THE BOARD OF MAZDA LIMITED
PERCY AVARI
WHOLE-TIME DIRECTOR
DIN:00499114

PLACE : AHMEDABAD
DATE : 13/02/2025

AMRUTANJAN HEALTH CARE LIMITED

REGD. OFFICE: New No.103 (Old No.42-45), Luz Church Road, Mylapore, Chennai-600 004.
email id: investors@amrutanjan.com | website: www.amrutanjan.com | CIN No: L24231TN1936PLCO00017

EXTRACT FROM THE UNAUDITED FINANCIAL RESULTS FOR THE QUARTER & PERIOD ENDED 31ST DECEMBER 2024




(Rs. in lakhs other than EPS)

Particulars	Quarter ended			Period ended		
	31-Dec-24	30-Sep-24	31-Dec-23	31-Dec-24	31-Dec-23	Year ended 31-Mar-24
	(Unaudited)	(Unaudited)	(Unaudited)	(Unaudited)	(Unaudited)	(Audited)
Total Income from Operations	12,275.15	10,991.52	11,699.37	31,640.27	29,416.83	42,123.05
Net Profit / (Loss) for the period (before Tax, Exceptional and/or Extraordinary items)	2,598.92	1,594.03	2,370.64	4,827.83	4,234.15	6,194.60
Net Profit / (Loss) for the period before Tax (after Exceptional and/or Extraordinary items)	2,598.92	1,594.03	2,370.64	4,827.83	4,234.15	6,194.60
Net Profit / (Loss) for the period after Tax (after Exceptional and/or Extraordinary items)	1,924.57	1,179.56	1,744.95	3,565.69	3,131.36	4,497.26
Total Comprehensive Income for the period (comprising Profit / (loss) for the period (after tax) and Other comprehensive Income (after tax))	1,882.24	1,149.70	1,726.05	3,490.55	3,129.53	4,512.31
Equity Share Capital	289.11	289.11	289.11	289.11	289.11	289.11
Reserves (excluding Revaluation Reserve)	28,559.72 (As on 31-03-2024)	28,559.72 (As on 31-03-2024)	28,784.88 (As on 31-03-2023)	28,559.72 (As on 31-03-2024)	28,784.88 (As on 31-03-2023)	28,559.72 (As on 31-03-2024)
Earnings Per Share (Rs.1/- each)						
Basic	6.66	4.08	6.05	12.33	10.79	15.50
Diluted	6.66 (not annualised)	4.08 (not annualised)	6.04 (not annualised)	12.33 (not annualised)	10.78 (not annualised)	15.50 (annualised)

Note:

- The above is an extract of the detailed format of Quarter and period ended unaudited financial Results filed with the Stock Exchanges under Regulation 33 of the SEBI (Listing Obligations and Disclosure Requirements) Regulations, 2015. The full format of the Quarter and period ended unaudited financial Results are available on the Stock Exchange websites www.bseindia.com and www.nseindia.com and on the Company's website www.amrutanjan.com.
- The above unaudited financial results for the quarter and nine months ended 31 December 2024 in respect of Amrutanjan Health Care Limited (the Company) has been reviewed by the Audit Committee and approved by the Board of Directors of the Company at their respective meetings held on 12 February 2025. The above unaudited financial results have been subjected to limited review by the statutory auditors of the Company. The auditors have issued an unmodified review report.



For Amrutanjan Health Care Limited
Sd/-
S. Sambhu Prasad
Chairman & Managing Director

Place : Chennai
Date : 12th Feb 2025

નિન્ટેક સિસ્ટમ્સ લિમિટેડ

રજિસ્ટર્ડ ઓફિસ: બી-11 કોર્પોરેટ હાઉસ, એસ.જી. હાઇવે, બોડકદેવ, અમદાવાદ - 380054, ગુજરાત, ભારત


CIN: L72900GJ2015PLCO804063 | Tel: +91 63597 70854 Email: legal@nintecsystems.com | Website: www.nintecsystems.com

૩૧ ડિસેમ્બર, ૨૦૨૪ ના રોજ પૂરા થયેલા ત્રિમાસિક અને સમગ્રગણા માટે સ્ટેન્ડઅલોન & બેન્ચોલિટેડેડ નાણાકીય પરિણામોની ઉત્તરો (રૂ. લાખ માં)

વિગત	સ્ટેન્ડઅલોન			બેન્ચોલિટેડેડ		
	ત્રિમાસિક 31.12.2024	ત્રિમાસિક 31.12.2023	ત્રિમાસિક 31.12.2024	ત્રિમાસિક 31.12.2023	ત્રિમાસિક 31.12.2024	ત્રિમાસિક 31.12.2024
	અનઓડિટેડ	અનઓડિટેડ	અનઓડિટેડ	અનઓડિટેડ	અનઓડિટેડ	અનઓડિટેડ
સમગ્રગણા માટે શુદ્ધ ચાલક	2126.21	1748.34	6264.56	3518.76	2316.33	10195.00
સમગ્રગણા માટે ચોખ્ખો નફો / (નુકસાન) (કર પહેલાં, અપવાદરૂપ અને/અથવા અસાધારણ વસ્તુઓ)	830.29	468.13	2258.42	901.33	522.71	2530.60
કરવેરા પહેલાંના સમગ્રગણા માટે ચોખ્ખો નફો / (નુકસાન) (અપવાદરૂપ અને/અથવા અસાધારણ વસ્તુઓ પછી)	830.29	468.13	2258.42	901.33	522.71	2530.60
કર પછીના સમગ્રગણા માટે ચોખ્ખો નફો / (નુકસાન) (અપવાદરૂપ અને/અથવા અસાધારણ વસ્તુઓ પછી)	604.79	342.40	1687.94	673.00	386.62	1897.58
સમગ્રગણા માટે કુલ વ્યાપક ચાલક [(કર પછી) સમગ્રગણા માટે નફો / (નુકસાન) અને અન્ય વ્યાપક ચાલક (કર પછી) નો સમાવેશ થાય છે]	604.79	342.40	1687.94	654.97	387.17	1892.58
વેઇટ-અપ ઇવિન્ટી શેર કેપિટલ (ફેસ વેલ્યુ રૂ. 10/- દરેક શેર ની)	1,857.60	1,857.60	1,857.60	1,857.60	1,857.60	1,857.60
પાછલા વર્ષના ઓડિટેડ બેલેન્સ શીટમાં દર્શાવ્યા મુજબ અનામત (પુન:મૂલ્યાંકન અનામત સિવાય)	-	-	-	-	-	-
શેર ટીક કમ્પાઉ બેઝિક અને ડાઇલ્યુટેડ (રકમ લાખમાં નથી)	3.26	1.84	9.09	3.62	2.08	10.22

Note:-

- ૩૧ ડિસેમ્બર, ૨૦૨૪ ના રોજ પૂરા થયેલા ત્રિમાસિક અને સમગ્રગણા માટે કંપનીના ઉપરોક્ત અનઓડિટેડ નાણાકીય પરિણામોની સમીક્ષા 12મી ફેબ્રુઆરી, 2025 ના રોજ ચોખ્ખો બોર્ડ સમિતિ ની બેઠકમાં સમીક્ષા કરવામાં આવી છે અને બોર્ડ ઓફ ડિરેક્ટર્સ દ્વારા મંજૂર કરવામાં આવી છે.
- સેબી (લિસ્ટિંગ ઓબ્લિગેશન્સ એન્ડ ડિસ્ક્લોઝર રિગ્યુલેશન્સ, 2015) ના નિયમન 33 હેઠળ સ્ટોક એક્સચેન્જમાં ફાઇલ કરાયેલા નાણાકીય પરિણામોના વિગતવાર ફોર્મોનો અંશ છે. નાણાકીય પરિણામોનું સંપૂર્ણ ફોર્મ www.bseindia.com, www.nseindia.com અને www.nintecsystems.com પર ઉપલબ્ધ છે. અને અહીં દર્શાવેલ QR કોડ સ્કેન કરીને પણ એક્સેસ કરી શકાય છે.



નિન્ટેક સિસ્ટમ્સ લિમિટેડ
SD/-
અમદાવાદ
તા. 12.02.2025

શ્રી: અમદાવાદ
તા. 12.02.2025