

CLASSIC FILAMENTS LIMITED

CIN L17114GJ1990PLC013667

Regd Office : Plot No.1, Priyanka House, Umiyadham Road, Varachha, Surat-395006.
Tel :0261-2540570 email: classicfilaments@ymail.com, Website: www.classicfilamentsltd.com

Date: 09/11/2020

To,
The Manager,
Dept. of Corporate Services – CRD
BSE Limited
Phiroze Jeejeebhoy Towers,
Dalal Street,
Mumbai-400092

Dear Sir,

Ref : Stock Code – 540310

Sub: Outcome of Board meeting held on 9th November, 2020

This is to inform you that the Board of Directors of the Company at its meeting held on Monday, 9th November, 2020 commenced at 11.00 a.m. and concluded at 01.30 p.m. inter alia has transacted the following business:


1. Approved the unaudited Financial Results for the Quarter and half year ended 30.09.2020, pursuant to Regulation 33 of the SEBI (Listing Obligations and Disclosure Requirements), Regulations 2015.

Please take the same on your records.

Thanking you,

Yours Faithfully,

For **CLASSIC FILAMENTS LIMITED**



BHARAT A. PATEL

DIRECTOR & CFO

DIN: 00249234

**ADDRESS: PLOT NO. 1, PRIYANKA HOUSE, UMIYADHAM ROAD,
VARACHHA, SURAT - 395006**

Encl – As above

CLASSIC FILAMENTS LIMITED							
CIN: L17114GJ1990PLC013667							
Regd. Office: Plot No-1, Priyanka House, Umiyadham Road, Varachha, Surat-395006							
Statement of Standalone Unaudited Results for the Quarter and Half year ended 30/09/2020							
Rs. in Lakhs							
	Particulars	Quarter Ended			Six Month Ended		Previous Year Ended
		30-09-2020	30-06-2020	30-09-2019	30-09-2020	30-09-2019	31-03-2020
		(Un-Audited)	(Un-Audited)	(Un-Audited)	(Un-Audited)	(Un-Audited)	(Audited)
I	Revenue from Operations	18.45	6.58	35.60	25.03	98.24	140.96
II	Other Income	0.00	0.00	0.00	0.00	0.00	0.00
III	Total Revenue (I+II)	18.45	6.58	35.60	25.03	98.24	140.96
IV	Expenses						
	a) Cost of Material Consumed	0.00	0.00	0.00	0.00	0.00	0.00
	b) Purchase of Stock in trade	18.02	6.43	33.60	24.45	94.98	135.57
	c) Changes in inventories of finished goods, Work in progress and stock in trade	0.00	0.00	0.00	0.00	0.00	0.00
	d) Employee benefits expenses	0.45	0.54	0.54	0.99	1.08	3.16
	e) Finance Cost	0.00	0.00	0.00	0.00	0.00	0.00
	f) Depreciation and amortisation expenses	0.00	0.00	0.00	0.00	0.00	0.13
	g) Other expenses	1.59	3.70	1.37	5.29	5.67	7.81
	Total Expenses (IV)	20.06	10.67	35.51	30.73	101.73	146.67
V	Profit/(loss) before exceptional items and tax (III-IV)	-1.61	-4.09	0.09	-5.70	-3.49	-5.71
VI	Exceptional Items	0.00	0.00	0.00	0.00	0.00	0.00
VII	Profit/(loss) Before Tax (V-VI)	-1.61	-4.09	0.09	-5.70	-3.49	-5.71
VIII	Tax expense						
	a) Current Tax	0.00	0.00	0.00	0.00	0.00	0.00
	b) Deferred Tax	0.00	0.00	0.00	0.00	0.00	0.00
IX	Profit/ (Loss) for the period from continuing operations (VII-VIII)	-1.61	-4.09	0.09	-5.70	-3.49	-5.71
X	Profit/ (Loss) from discontinued operations	0.00	0.00	0.00	0.00	0.00	0.00
XI	Tax expense of discontinued operations	0.00	0.00	0.00	0.00	0.00	0.00
XII	Profit/ (Loss) from discontinuing operations (after tax) (X-XI)	0.00	0.00	0.00	0.00	0.00	0.00
XIII	Profit/ (Loss) for the period (IX+XII)	-1.61	-4.09	0.09	-5.70	-3.49	-5.71
XIV	Other Comprehensive Income						
	A. (i) Items that will not be reclassified to profit or loss	0.00	0.00	0.00	0.00	0.00	0.00
	(ii) Income tax relating to items that will not be reclassified to profit or loss	0.00	0.00	0.00	0.00	0.00	0.00
	B. (i) Items that will be reclassified to profit or loss	0.00	0.00	0.00	0.00	0.00	0.00
	(ii) Income tax relating to items that will be reclassified to profit or loss	0.00	0.00	0.00	0.00	0.00	0.00
XV	Total Comprehensive Income for the period (XIII+XIV) Comprising Profit (Loss) and Other comprehensive Income for the period)	-1.61	-4.09	0.09	-5.70	-3.49	-5.71
XVI	Total Paid up Capital (Face Value Rs. 10/- per Equity Share)	611.33	611.33	611.33	611.33	611.33	611.33
XVII	Reserves excluding Revaluation Reserves as per Balance Sheet of Previous Accounting Year						6.82
XVIII	Earning per equity share (for continuing operation):						
	(1) Basic	-0.02	-0.07	0.00	-0.09	-0.06	-0.09
	(2) Diluted	-0.02	-0.07	0.00	-0.09	-0.06	-0.09

XIX	Earning per equity share (for discontinued operation):						
	(1) Basic	0.00	0.00	0.00	0.00	0.00	0.00
	(2) Diluted	0.00	0.00	0.00	0.00	0.00	0.00
XX	Earning per equity share (for discontinued & continuing operation):						
	(1) Basic	-0.02	-0.07	0.00	-0.09	-0.06	-0.09
	(2) Diluted	-0.02	-0.07	0.00	-0.09	-0.06	-0.09

Notes :

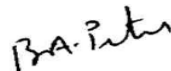
- (1) The above unaudited financial results for the quarter and half year ended **30th September, 2020** have been prepared by the Company in accordance with Regulation 33 of SEBI (Listing Obligations and Disclosure Requirements) Regulation 2015 (as amended) and were reviewed by the Audit Committee and approved by the Board of Directors at their meeting held on **9th November, 2020**. The Statutory Auditors of the Company has carried out a Limited Review of the above financial results and issued an **unqualified** opinion thereon.
- (2) Previous year/quarter figures have been regrouped/rearranged wherever necessary.
- (3) The format for quarterly results as prescribed in SEBI's Circular CIRICFD/CMD/15/2015 dated 30th November, 2015 has been modified to comply with requirements of SEBI's circular dated 5th July 2016. Ind AS and Schedule III (Division II) to the Companies Act, 2013 applicable to companies that are required to comply with Ind AS.
- (4) As the company's business activity falls within a single primary business segment viz Wholesaler in Textiles and is a single geographical segment, the disclosure requirements as per Indian Accounting Standards ("Ind AS") , notified by the Companies (Indian Accounting Standards) Rules, 2015 (Ind AS) are not applicable.
- (5) The Covid 19 Pandemic effected globally as well as India causing significant disturbance in economic activities. Management is expecting that company will recover the carrying amount of assets and liabilities and the values stated in the financial statements will not be affected in near future / long term period.

Place : Surat

Date- 09/11/2020

By Order of the Board

For Classic Filaments Limited



Bharat Patel

Director & CFO

DIN: 00249234

Statement of Standalone Assets & Liabilities of Classic Filaments Limited

Standalone Statement of Assets & Liabilities		
PARTICULARS	As at half year ended 30/09/2020	As at year ended 31/03/2020
	UN-AUDITED	AUDITED
ASSETS		
1. Non-current assets		
(A) Property, Plant and Equipment	53964.00	53964.00
(B) Capital work-in-progress	0.00	0.00
(C) Investment Property	0.00	0.00
(D) Goodwill	0.00	0.00
(E) Other Intangible assets	0.00	0.00
(F) Intangible assets under development	0.00	0.00
(G) Biological Assets other than bearer plants	0.00	0.00
(H) Financial Assets		
(i) Investments	5567881.00	5567881.00
(ii) Trade receivables	0.00	0.00
(iii) Loans	50182534.00	51130534.00
(I) Deferred tax assets (net)	0.00	0.00
(J) Other non-current assets	278644.00	278644.00
2. Current assets		
(A) Inventories	0.00	0.00
(B) Financial Assets		
(i) Investments	0.00	0.00
(ii) Trade receivables	18307044.00	18326138.00
(iii) Cash and cash equivalents	1639013.00	1370812.00
(iv) Bank balances other than(iii) above	0.00	0.00
(v) Loans	0.00	0.00
(vi) Others (to be specified)	0.00	0.00
(C) Current Tax Assets (Net)	0.00	0.00
(D) Other current assets	228893.00	147954.00
Total Assets	76257973.00	76875927.00
EQUITY AND LIABILITIES		
1. Equity		
(A) Equity Share capital	61133500.00	61133500.00
(B) Other Equity	111454.00	681955.00
2. Liabilities		
(I) Non-current liabilities		
(A) Financial Liabilities		
(i) Borrowings	0.00	0.00
(ii) Trade payables	0.00	0.00
(iii) Other financial liabilities	0.00	0.00
(B) Provisions	0.00	0.00
(C) Deferred tax liabilities (Net)	0.00	0.00
(D) Other non-current liabilities	0.00	0.00
(II) Current liabilities		
(A) Financial Liabilities		
(i) Borrowings	0.00	0.00
(ii) Trade payables	14908477.00	14975999.00
(iii) Other financial liabilities	0.00	0.00
(B) Other current liabilities	0.00	0.00
(C) Provisions	104542.00	84473.00
(d) Current Tax Liabilities (Net)	0.00	0.00
Total Equity and Liabilities	76257973.00	76875927.00

CLASSIC FILAMENTS LIMITED

**UNAUDITED CASH FLOW STATEMENT FOR THE PERIOD ENDED ON 30th
SEPTEMBER 2020**

Particulars		
	30-Sep-20	30-Sep-19
A. CASH FLOW FROM OPERATING ACTIVITY		
Profit before Taxation	(570501)	(349606)
Adjustment for:		
Depreciation	0	0
Operating Profit before working capital changes	(570501)	(349606)
Changes in working capital :-		
Increase/(Decrease) in trade payables	(67522)	(880286)
Increase/(Decrease) in other current liabilities	0	0
Increase/(Decrease) in short term provision	20069	22800
Increase/(Decrease) in other Long-term borrowings	0	0
Increase/(Decrease) in other short-term borrowings	0	0
(Increase)/Decrease in trade receivables	19094	697551
(Increase)/Decrease in inventories	0	0
(Increase)/Decrease in other Assets	(80939)	(201031)
(Increase)/Decrease in Long Term loans and advances	948000	(110000)
(Increase)/Decrease in Short Term loans and advances	0	0
Increase/(Decrease) in Deffered tax	0	0
Increase/(Decrease) in last year provision	0	0
	838702	(470966)
Cash generated from Operations	268201	(820572)
Less:- Taxes paid (For previous year)	0	0
Net Cash generated from operations before extraordinary items	268201	(820572)
Extraordinary items	0	0
Net Cash generated from operating activities	(A) 268201	(820572)
B. CASH FLOW FROM INVESTING ACTIVITY		
Fixed Asset (Purchased) Sold	0	0
Net Cash generated from Investing activities	(B) 0	0
C. CASH FLOW FROM FINANCING ACTIVITY		
(Increase)/ Decrease Investments	0	0
Loss on sale of Investments	0	0
Share capital including Share premium	0	0
Net Cash generated from Financing activities	(C) 0	0
Net Increase/(Decrease) in cash and cash equivalents (A+B+C)	268201	(820572)
CASH & CASH EQUIVALENTS, ON 31.03.20 (31.03.19)	1370812	1314048
CASH & CASH EQUIVALENTS, AT THE END OF 30.09.20 (30.09.19)	1639013	493476

Note:

The above Cash Flow Statement has been prepared under the "Indirect Method" as set out in the IAS - 7 on "Cash Flow Statements".



LIMITED REVIEW REPORT

To
Classic Filaments Ltd


We have reviewed the accompanying statement of standalone unaudited financial results of **CLASSIC FILAMENTS LIMITED** for the quarter/half yearly ended **September, 2020**. This statement is the responsibility of the Company's Management and has been approved by the Board of Directors. Our responsibility is to issue a report on these financial statements based on our review.

We conducted our review in accordance with the Standard on Review Engagement (SRE) 2410 "Review of Interim Financial Information performed by the Independent Auditor of the Entity", - issued by the Institute of Chartered Accountants of India. This standard requires that we plan and perform the review to obtain moderate assurance as to whether the financial statements are free of material misstatement. A review is limited primarily to inquiries of company personnel and analytical procedures applied to financial data and thus provides less assurance than an audit. We have not performed an audit and accordingly, we do not express an audit opinion.

Based on our review conducted as above, nothing has come to our attention that causes us to believe that the accompanying statement of unaudited financial results prepared in accordance with applicable accounting standards and other recognized accounting practices and policies has not disclosed the information required to be disclosed in terms of Regulation 33 of the SEBI (Listing Obligations and Disclosure Requirements) Regulations, 2015 including the manner in which it is to be disclosed, or that it contains any material misstatement.

FOR B. CHORDIA & CO.
CHARTERED ACCOUNTANTS,
F.R.N. 121083W

CA. VIKAS CHORDIA
Partner
M.N. 158536



Place : Surat
Date: November 09, 2020

UDIN: 20158536AAAAIU1274