



Ref No.: SEL / Reg. 30 – LODR /May-2019 / 01

May 27, 2019

**The Secretary,
National Stock Exchange of India Limited
Exchange Plaza,
Bandra-Kurla Complex
Bandra (E), Mumbai-400 051.
NSE Symbol: SHEMAROO**

**The Secretary,
BSE Limited
Phiroze Jeejeebhoy Towers
Dalal Street,
Mumbai - 400 023.
Scrip Code : 538685**

Dear Sir/Madam,

Re: SHEMAROO ENTERTAINMENT LIMITED - ISIN: INE363M01019

Sub: Investor Presentation

Please find enclosed herewith Investor Presentation of Shemaroo Entertainment Limited for your information and records.

The same is also disseminated on the website of the Company i.e. www.shemarooent.com

Thanking you,

Yours faithfully,
For Shemaroo Entertainment Limited



.....
**Dipesh U. Gosar
Company Secretary & Compliance Officer
ICSI Membership No. A23755**

SHEMAROO ENTERTAINMENT LIMITED

Shemaroo House, Plot No. 18, Marol Co - Op. Industrial Estate, Off Andheri Kurla Road, Andheri (E), Mumbai - 400 059.
Tel.: +91 - 22 4031 9911 | Fax: +91 - 22 2851 9770 | Email: shemaroo@shemaroo.com
shemarooent.com | CIN: L67190MH2005PLC158288

Investor Presentation
Shemaroo Entertainment Limited
MAY 2019



ABOUT SHEMAROO

At a Glance



Over 55 years experience as a Household Media Brand



One of the largest content houses with 3700+ content library



Offering content to most Bollywood services across leading platforms



Offering content across Bollywood, Devotional, Regional, Comedy, Kids, Health & Lifestyle, etc.



Strong understanding of Consumer's Entertainment Needs



Strong content offerings in multiple countries across the globe

REVENUE
FY19

INR **5,696** Mn

5 Year CAGR 16.45%

EBITDA
FY19

INR **1,596** Mn

5 Year CAGR 19.42%

PAT
FY19

INR **830** Mn

5 Year CAGR 25.00%

NETWORTH
FY19

INR **5,717** Mn

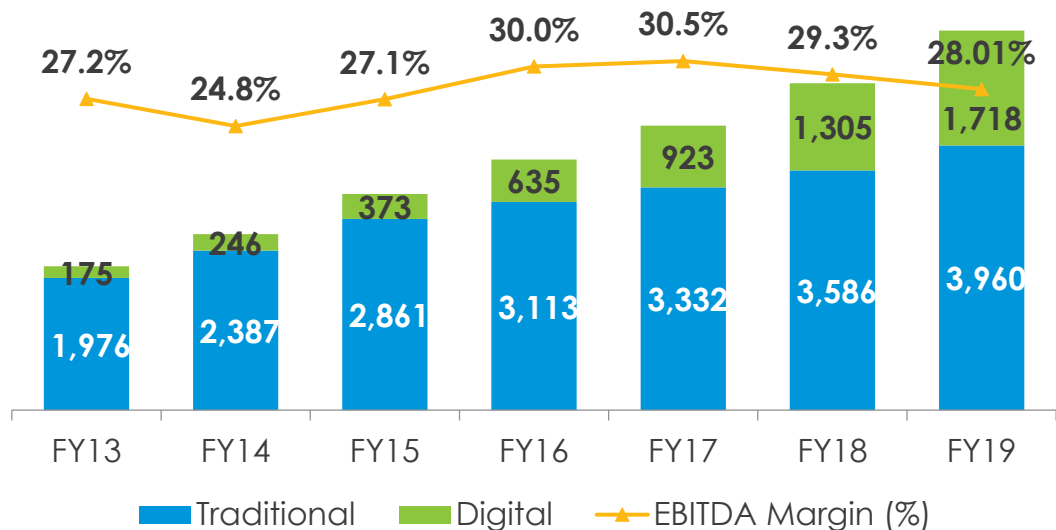
5 Year CAGR 26.79%

Overview

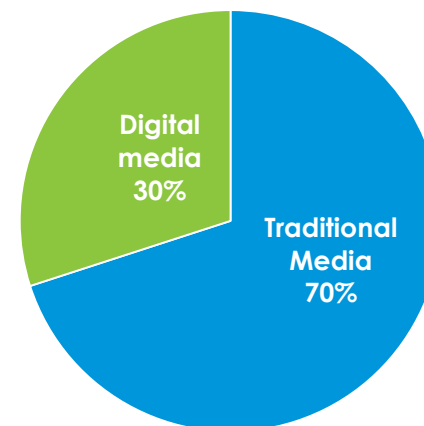


- Founded in 1962 as a book circulating library, today Shemaroo Entertainment Limited (Shemaroo) is a leading Indian content power house with a global reach, headquartered out of Mumbai and employs over 750 people.
- Shemaroo is a pioneer in content aggregation and distribution in India and globally with offerings spread across Television, Mobile, Internet, OTT, etc.
- Identifying that movies have the longest shelf life for television and other media content, Shemaroo pioneered the movie library syndication business by acquiring movie titles from producers and distributing it to broadcasters and other media platforms.
- Shemaroo has grown multifold over the years, developing excellent relationships across the media industry value chain, to become one of the largest organised players in a fragmented industry.
- The company's digital business contribution has grown from less than 10% in FY14 to over 30% in FY19.

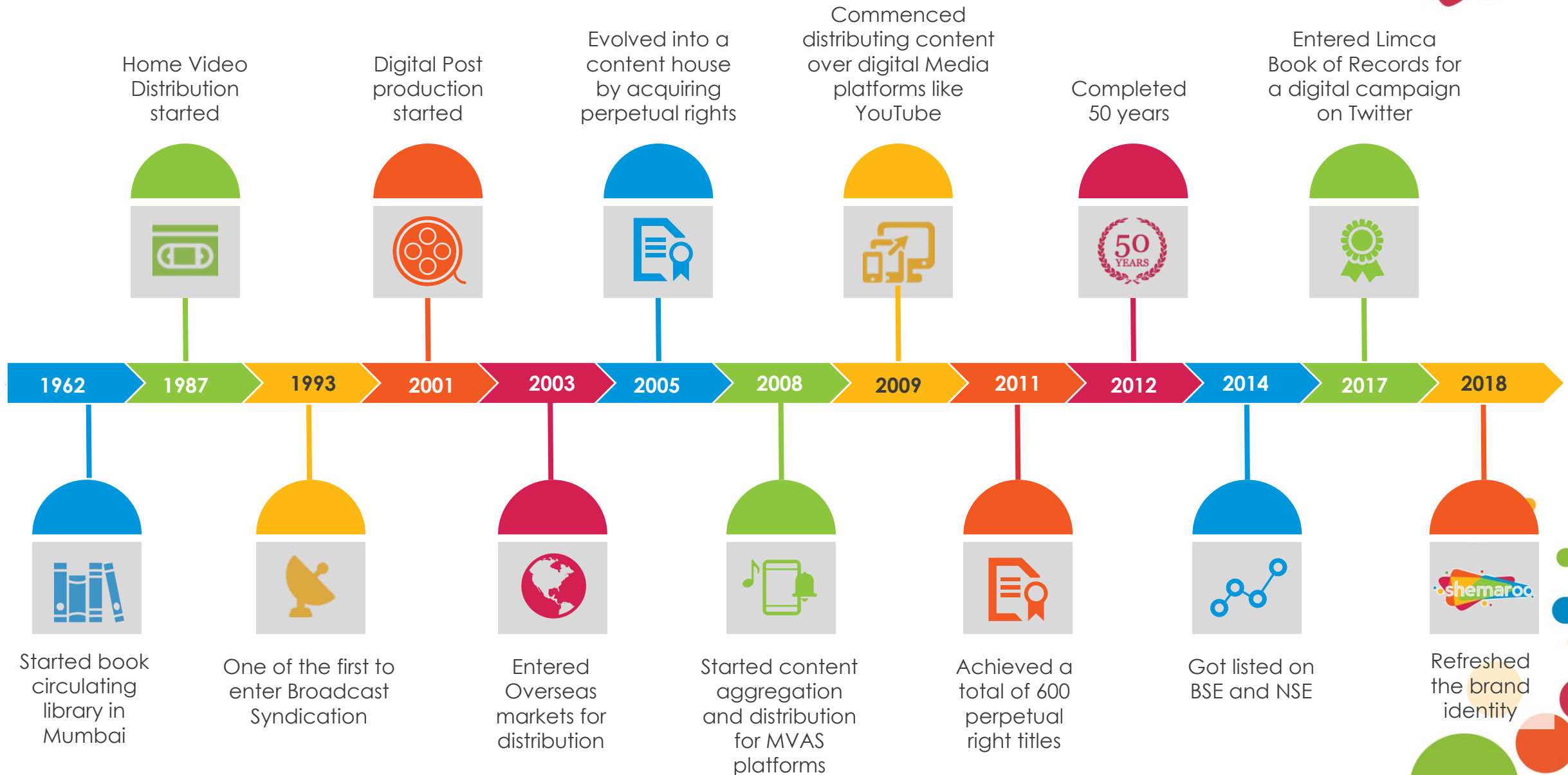
Total Revenue (INR Mn) and EBITDA %



FY19 Revenue Distribution (INR Mn)



Key Milestones



Awards & Accolades



**Abby – Gold – Best Use
Of Social Media**

Filmi Gaane Antakshari



**Adgully Digixx 2018 –
Video – Media Brand
(2017-18)**

Kuch Kisse Kuch Kahaniyan



**YouTube Diamond play
button for YouTube
channel**

Shemaroo Filmi Gaane



**Gold At The PromaxBDA India
Awards 2018 In The Category
For Best Copywriting In
Regional Language**

Shemaroo Entertainment



**IAMAI Awards, CMO Asia
– Best Use Of Social
Media**

Filmi Gaane Antakshari



**Licensor of The Year -
Bollywood award at the
India Licensing Expo
2018**

Yedaz

Experienced Leadership



Buddhichand Maroo - Chairman - He is founder of Shemaroo Entertainment Limited and has been associated with the company since 1962. He started the business with a book library in 1962 and gradually transformed it into a well-diversified corporate in the Media and Entertainment Sector. He has an experience of approximately 56 years, out of which, he has around 35 years of experience in the Media and Entertainment Industry



Raman Maroo - Managing Director - He has an experience of approximately 44 years, out of which he has spent around 35 years in the Media and Entertainment Industry. He has been instrumental in the Group's expansion into television rights syndication as well as transformation of Shemaroo into an established filmed entertainment content house. He has always remained the driving force in the Company, taking it into new directions.



Atul Maru - Joint Managing Director - He has around 38 years of experience in the Media and Entertainment industry. He has managed the transition of the Company from VHS days to today's multi-platform operations. He has been actively involved in the operations of the Company and has spearheaded various initiatives including the home video division of our Company



Hiren Gada – CEO & CFO - He has been at the helm of driving the corporate & financial growth, digital direction, strategy, and the transformation of the company from a family run business to a professional corporate firm. He has approximately 22 years of work experience, out of which, he has around 15 years of experience in the Media and Entertainment Industry. After a successful stint in the financial sector, he joined Shemaroo. Hiren is an industry thought leader and brings a fresh perspective to the M&E space in India.



Jai Maroo - Director - He has experience in the technology industry in USA and Singapore and approximately 15 years of experience in the Media and Entertainment industry. With a clear focus on strengthening the organization for the next phase of growth, he focuses on catalyzing transformation by building a robust organization that is increasingly capable of taking on the growth ambition that the firm has scripted. He has worked with the leading firms in the technology industry at USA and Singapore.



Kranti Gada - Chief Operating Officer - Kranti heads the revenue function of the company to drive extensive and sustainable growth. She was instrumental in incubating the company's expansion into the DTH segment. She is also responsible for digital media, DTH and international business verticals. She pioneered and set-up the company's mobile business and played a key role in the company's early adoption of digital platforms. Kranti joined Shemaroo in 2006 after a successful stint in the FMCG industry in the field of marketing at PepsiCo.

Our Independent Board



Gnanesh Gala - Independent Director - He has around 35 years of experience in the Educational Publishing Industry. He was the President (Finance) of Navneet Publications (India) Limited for more than 21 years and presently the Managing Director of the said company.



Dr. (CA) Reeta Bharat Shah - Independent Director - She has over 30 years of experience in the field of education and administration in various capacities. DR. CA Reeta is a Ph.D. from IIT Bombay, a member of Institute of Chartered Accountants of India, Masters in Philosophy, Masters in Commerce, Masters in Business Administration (HRM), Bachelors of Law (General) and Bachelors of Commerce (Hons.). DR. CA Reeta is presently the Head of Department (Accountancy) at SIES College of Commerce & Economics.



Vasanji Mamania - Independent Director - He has around 56 years of experience in various industrial sectors including Film Processing, Civil Constructions, Heavy Engineering and Non-ferrous Metals. He was the Co-Founder of Adlabs. Mr. Mamania has handled responsibilities ranging from operations to financial planning and engineering inputs in design and processes.



Shashidhar Sinha - Independent Director - He is a B.Tech from IIT Kanpur and is a post graduate from IIM Bangalore, India. He has over 33 years of experience in media and advertising. He is presently the CEO of Lodestar UM India. He is actively involved and drives key industry bodies like the Advertising Standards Council of India, AAI's – Indian Broadcasting Federation joint body on industry practices, Audit Bureau of Circulation and the Joint Industry Body set up to monitor TV measurement.



Kirit Gala - Independent Director - He has completed his Masters in Business Administration and Mechanical Engineering from Mumbai University and has also completed his doctoral research in marketing at Tennessee, U.S.A. He has around 28 years of business experience. Mr. Gala is the Managing Director of Gala Precision Engineering Private Limited. He is better known as a "Marketing wizard" and has already been featured in various leading Business magazines for his expertise.

Key Strengths



Established Brand Name

- Brand in existence for over 55 years
- The “Shemaroo” brand has high consumer recall and media visibility

Diversified Distribution Platforms

- Presence across television, digital media and other media
- Distribution reach is a key advantage, as company is able to offer “anytime anywhere” entertainment to consumers

Vast, Diverse and Growing Content Library

- Most Bollywood services that require content would have at least some content provided by Shemaroo
- Content Library of more than 3,700 titles spanning Bollywood, Devotional, Regional, Comedy, Kids, Health & Lifestyle, etc.
- Perpetual Rights of 1,037 films, of which 471 are Hindi.

Strong Industry Relationships

- Managed to create, maintain and build goodwill in the industry
- Repeated transactions with known names – STAR, SONY, Viacom 18, R.K. Studios, Tips Industries, Nadiadwala Grandson etc.



Experienced Directors and Management Team

- MD with over 40 years of business experience
- In-depth understanding of the film industry, deep insight on technology and market trends

De-risked Business Model

- Large number of titles
- Width and depth of distribution platforms
- Multiple genres and types of content

BUSINESS MODEL

Shemaroo's Role In A Movie Lifecycle

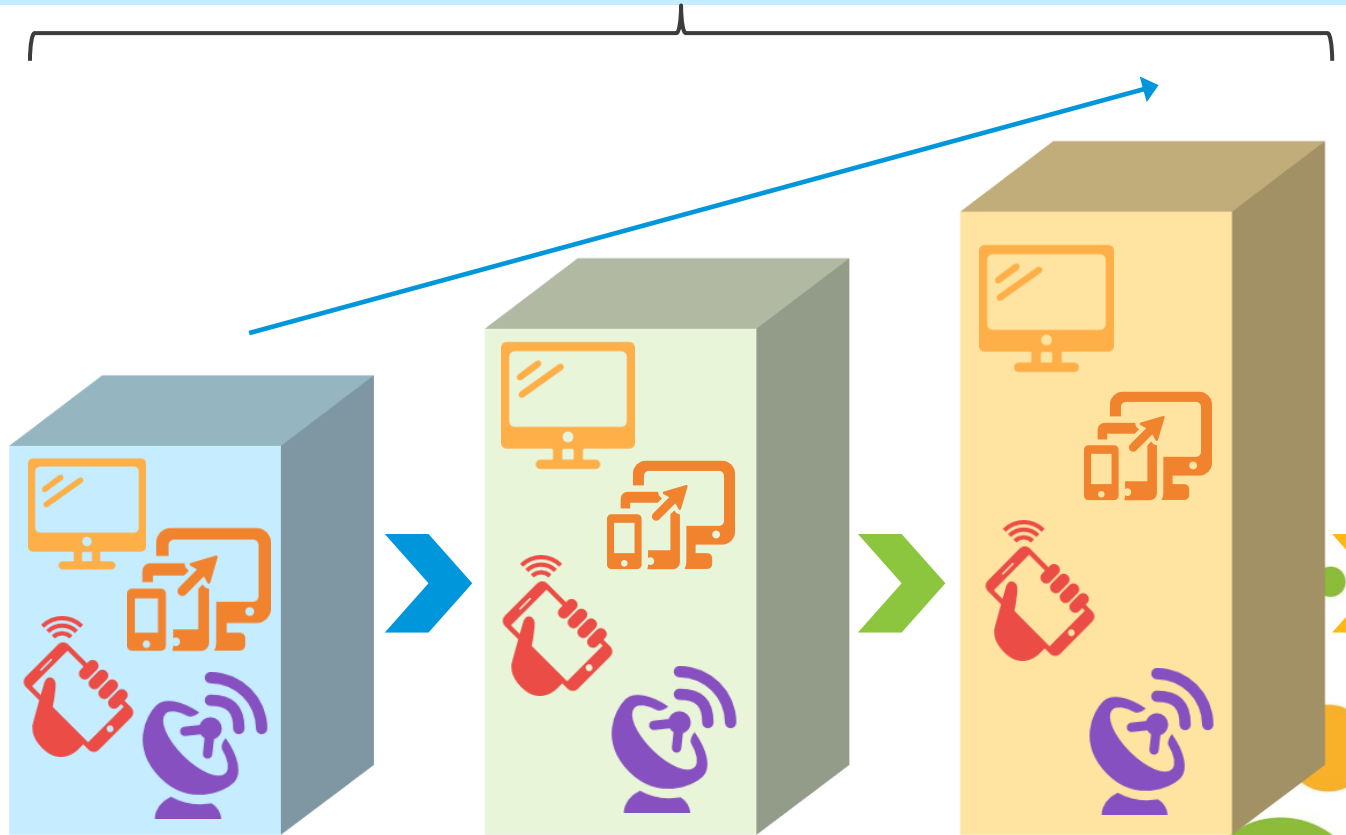


- Shemaroo typically participates in the second and subsequent cycles of film monetisation
- These subsequent cycles of film monetisation have been typically growing due to various factors like increasing advertisement spends, digitisation etc.
- There is a lower risk in these cycles due to visibility of performance of movie during first cycle of launch
- Shemaroo decides on the cost of the content after it is confident of achieving the desired ROI at portfolio level
- Shemaroo then distributes this content over different platforms like Broadcasting channels & Digital Media platforms



Theatrical, Television and overseas release generate ~90-95% of the revenues in the first cycle of movie launch, where **Shemaroo is not typically present.**

Shemaroo is present in the ancillary revenue streams like digital Media, Home Video & In-Flight movie distribution, which contribute towards the remaining 5 - 10% of the



First Cycle

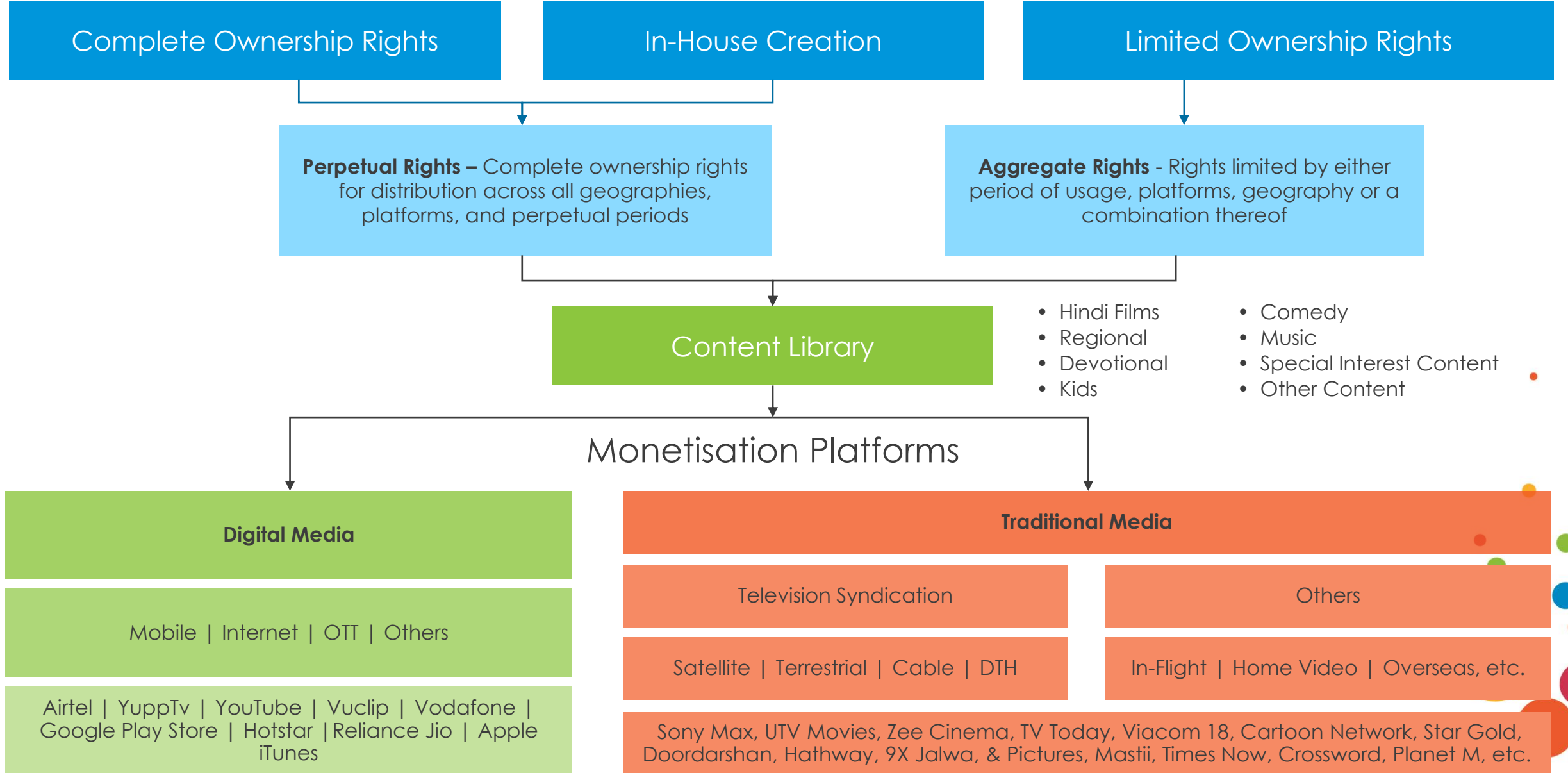
Second Cycle

Third Cycle

Subsequent Cycles



12 The Business Model




- Hindi Films
- Regional
- Devotional
- Kids
- Comedy
- Music
- Special Interest Content
- Other Content

Content Library as on May 15th, 2018:

Sr. No.	Types of Content	Perpetual Titles	Aggregated Titles	Total Number of Titles
1.	Hindi films	471	1,454	1,925
2.	Regional Titles	511	1,017	1,528
3.	Special Interest content	55	243	298
TOTAL		1,037	2,714	3,751




RECENT BOLLYWOOD



CLASSIC BOLLYWOOD



OTHER CATEGORIES



Content Selection Criteria

Shemaroo uses proprietary tools and considers various other factors for content valuation as shown below. **The company purchases forward rights to movies and decides on the cost of the content after it is sure to achieve a desired return on investment at a portfolio level.**

Sr. No.	Content Selection Criteria		
1.	Viewership rating		<input checked="" type="checkbox"/>
2.	Box Office Records		<input checked="" type="checkbox"/>
3.	Cast		<input checked="" type="checkbox"/>
4.	Awards		<input checked="" type="checkbox"/>

Sr. No.	Content Selection Criteria		
5.	Production House Track Record		<input checked="" type="checkbox"/>
6.	Genres	ROMANCE ACTION COMEDY DRAMA	<input checked="" type="checkbox"/>
7.	Reviews	★★★★★	<input checked="" type="checkbox"/>
8.	Comparable Movie Valuation		<input checked="" type="checkbox"/>

Shemaroo's Role In The Value Chain

Fragmented Production Houses



There are many production houses/content owners in India with smaller content lot

Smaller content lot is difficult to monetize effectively

This fragmented market necessitates the need of a content aggregator and distributor like Shemaroo

One of the largest Content Houses



Creates Value

Increasing the life of the movie and creating value for all the stakeholders

Convenient and Hassle Free

For both Producers and Platforms, it is convenient to deal with one aggregator rather than multiple players

Large Content Ownership

Large content ownership gives Shemaroo an advantage for unbundling and re-bundling of content

Premium Quality

Offers quality content to platforms by adhering to robust selection criteria

Legally Clean Titles

Offering undisputed titles

Monetisation Platforms



Requires unbundled and re-bundled content with customisation

Need a consistent flow of content

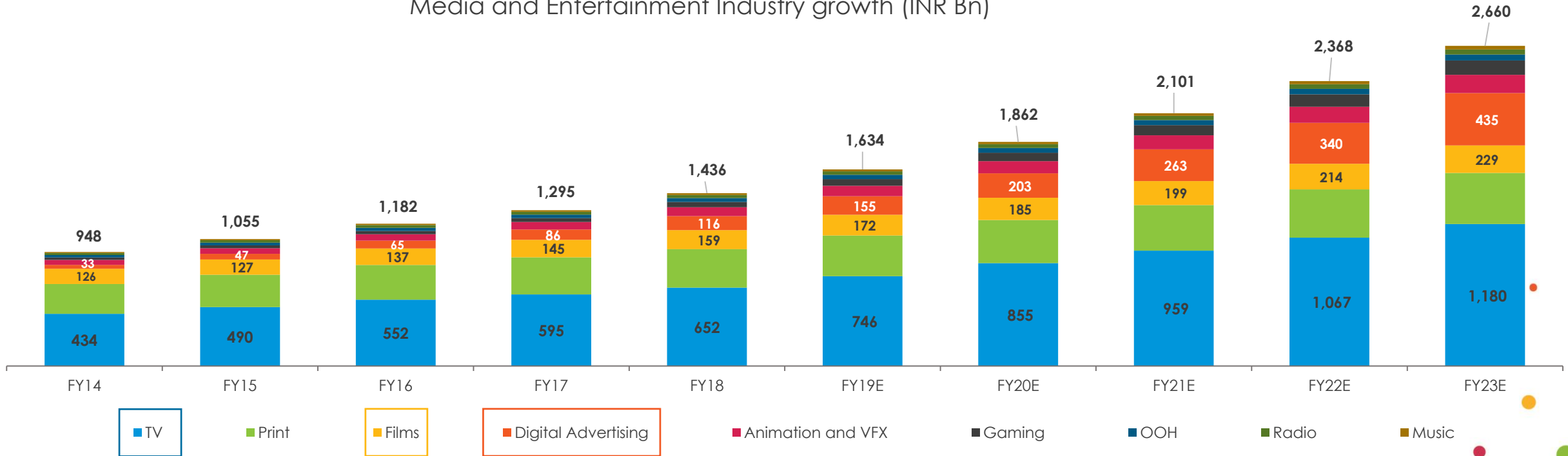
Requires clean and litigation free titles

DISTRIBUTION PLATFORMS



Media and Entertainment Industry is expected to reach INR 2.66 Tn by FY23

Media and Entertainment Industry growth (INR Bn)



- Strong and consistent economic growth fueled by a rise in consumption and growth in digitisation has boded well for the Indian Media and Entertainment industry which has grown at a CAGR of ~11% over FY14-FY18 to reach INR 1,436 Bn.
- However, in recent years, it faced some headwinds due to demonetisation and teething issues with GST roll out.
- The industry is now well on the road to recovery, and aided by a buoyant Indian economy, strong domestic (particularly rural) demand and growing digital access and consumption, the sector is expected to grow at a CAGR of 13.1% over the next five years to reach INR 2,660 Bn by FY23.

Source: KPMG's Report - "The walls fall down"

Digital Media Industry

Digital Advertising revenues grew by 35% to reach INR 116.3 Bn in FY18 over FY17. It is expected to grow at a 30.2% CAGR over the period FY18-FY23 to reach INR 435 Bn.

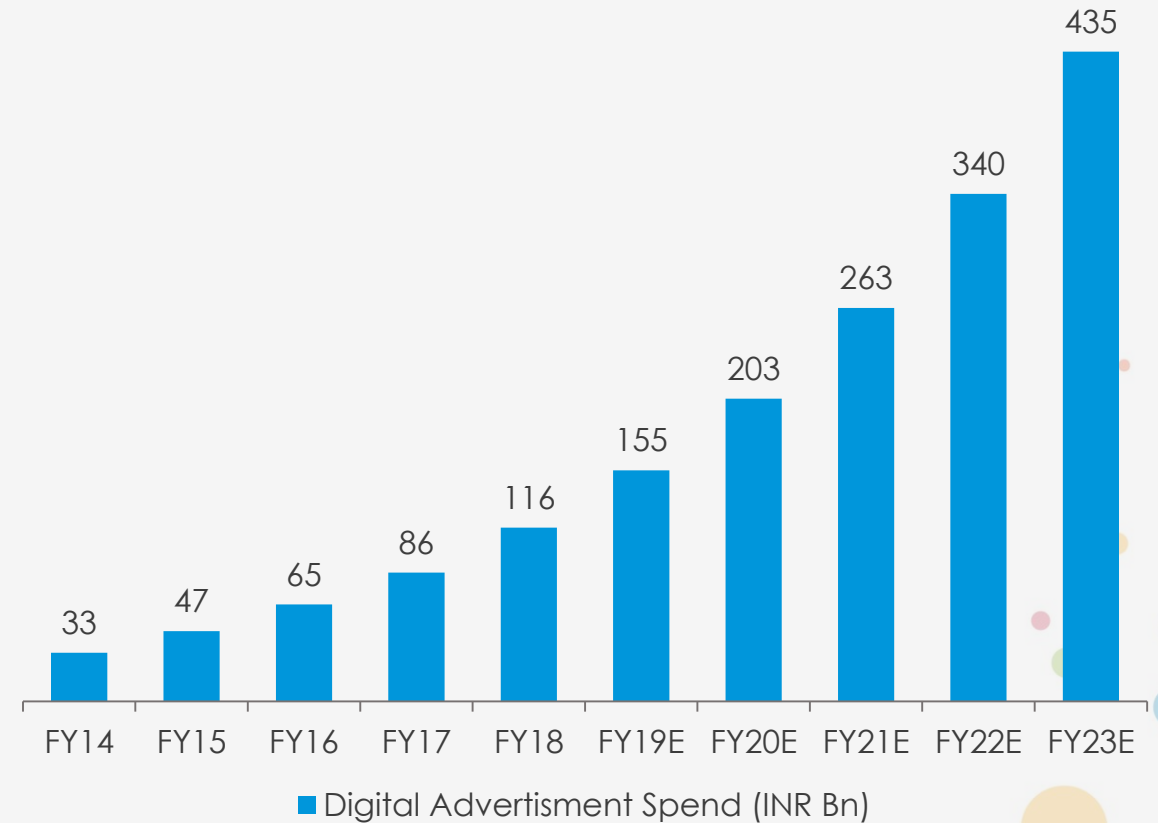
Digital Subscriptions (audio and video) grew at 50% in FY17 to reach INR 3.9 Bn in FY17 over FY16 and expected to reach INR 20.1 Bn by FY20. The video subscription ecosystem has evolved over the past years and now has over 30 OTT players in India.

Highlights

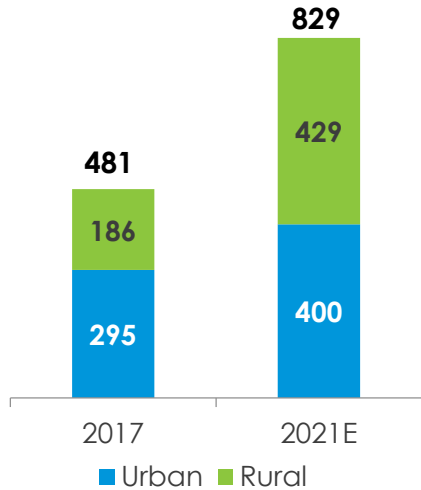
- ✓ Advancements in digital infrastructure, increasing penetration from non-urban areas, cheaper data and high adoption of mobile phones has contributed to growth in digital advertising.
- ✓ The video watching user base is expected to increase from ~20% of the wireless subscribers in India in 2016 to ~40% by 2020.
- ✓ Videos are expected to contribute around ~77% of the mobile data traffic by 2022 from ~50% in 2017.
- ✓ The consumption of video content on various OTT has increased significantly over the past 18 -24 months.
- ✓ In 2017, 15% of the total video consumption in India took place on OTT platforms with the remaining 85% share on cable and DTH platforms.

SOURCE: KPMG's Report - "The walls fall down", EY-FICCI's Report - "Re-imagining India's M&E Sector"

Digital Advertisement Spend (INR Bn)

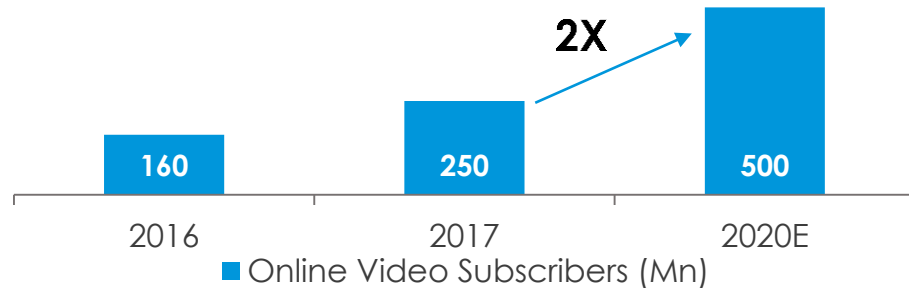


Rising Internet users (Mn)

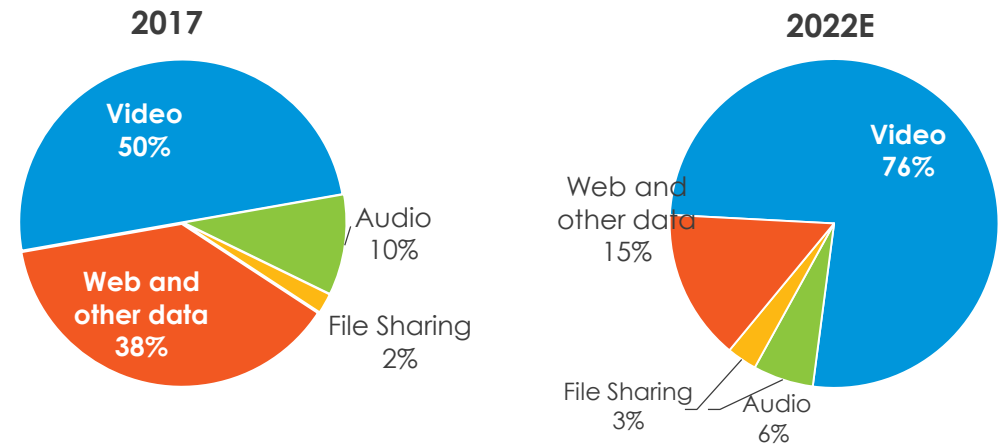


The digital sector is poised to witness the entrance of first time internet users especially from smaller towns and rural areas. Rural Internet users are expected to grow from 38% to 52% of total base from 2017 to 2021. This will have a significant impact on the type and language of content that will be offered.

Increase in online video subscribers



Increasing share of mobile internet consumption for video in India



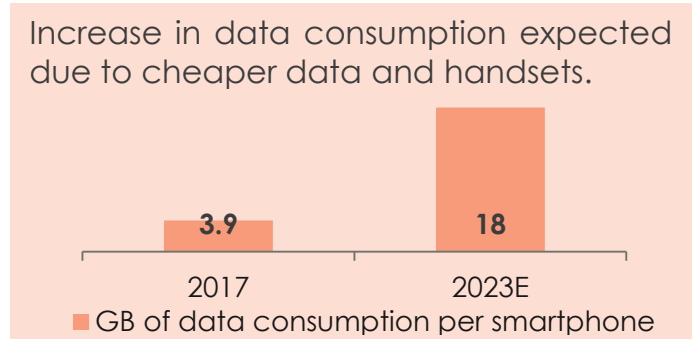
Of the total time spent on digital videos, Indian consumers spend 93% of the time on Hindi (63%) and Regional content (30%)

YouTube and Facebook account for around 60%-70% of the total online video consumption in India and **YouTube is the largest digital video platform in the country with 225 Mn Monthly Active Users (MAUs)**

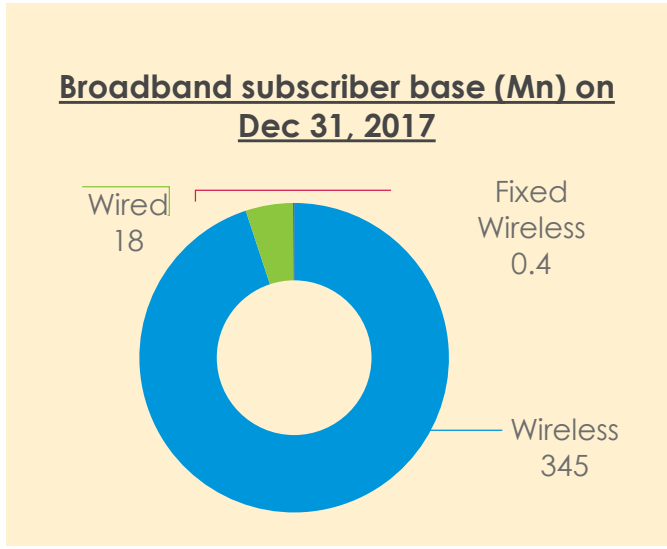
Strengthening Digital Infrastructure



Following the launch of 4G services by Reliance Jio in Sep-2016 at disruptive prices, it resulted in commoditisation of voice services with realisations per minute dropping by more than 30% post Q2 FY17. Average outgo for 1GB data reduced from ~INR 200 to ~INR 20 in Q3 FY18.



India is the second largest smartphone market in the world. Number of internet enabled smartphone users crossed 300 Mn in 2016 and would reach 650 – 700 Mn by 2020.



India is expected to be the 2nd largest online video viewing audience in the world by FY20. 30% of the app time spent by Indians is on entertainment.





Broadband Infrastructure

- Increasing reach of 4G & fall in data prices to enhance the consumption of videos
- The 'Digital India' initiative from the Government



Technology

- Growing availability of sub INR 5,000 smart phones
- Increased penetration of Hybrid connected TV STBs, Smart TVs etc.



Rise of OTT

- Increase in the number of OTT destinations for online video watching
- Surge in the width and depth of content offered for Indian consumers



Rapid digital adoption in non-metros

- Next wave of internet video users will come from the non-metros driving video consumption
- 75% of new internet users are expected to consume data in local languages by 2020

Shemaroo In Digital Media



Digital Media



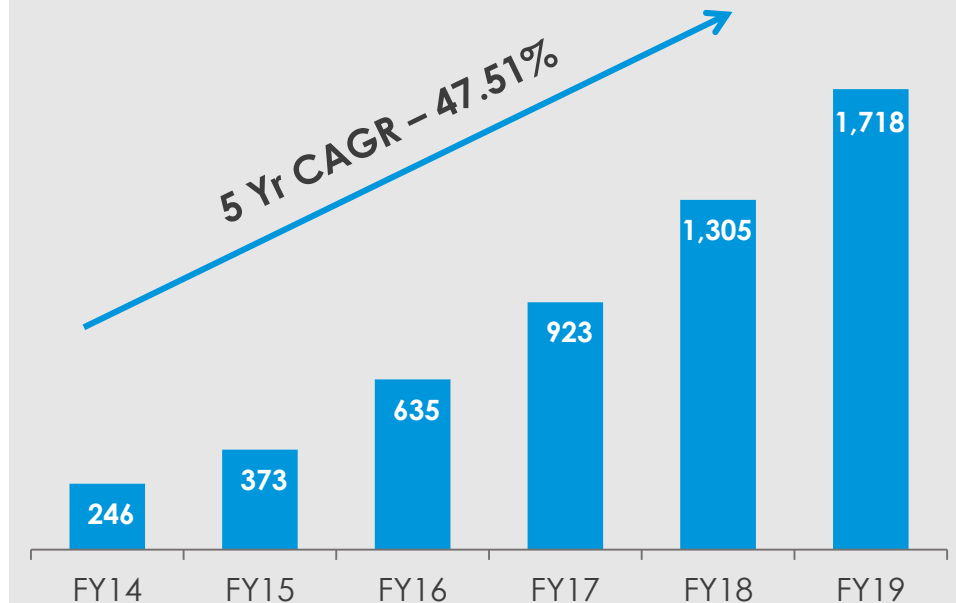
Shemaroo was one of the early Indian media companies to syndicate its library in the high growth digital media platforms, thereby gaining early mover advantage

- The company caters to all types of revenue models like subscription, pay per transaction, advertisement supported (free to consumer) etc.
- Due to its large library ownership Shemaroo has the ability to slice and dice content and package it in different ways that are more suited for the digital media platforms

Digital Media Presence

Internet and OTT	Mobile Value Added services (MVAS) / Mobile Internet
<ul style="list-style-type: none"> • Shemaroo has agreements with various internet video platforms like YouTube, Hotstar, Reliance Jio, Apple iTunes, Google Play, YuppTV, etc. 	<ul style="list-style-type: none"> • The company has agreements with major telecom operators, namely Airtel, Vodafone, Idea, etc. • Shemaroo distributes imagery, videos, full songs, live streaming etc. under MVAS through both operator branded portals as well as its own branded portals

Digital Media Revenue (INR Mn)



Internet	MVAS
YouTube	Airtel
Hotstar	Vodafone

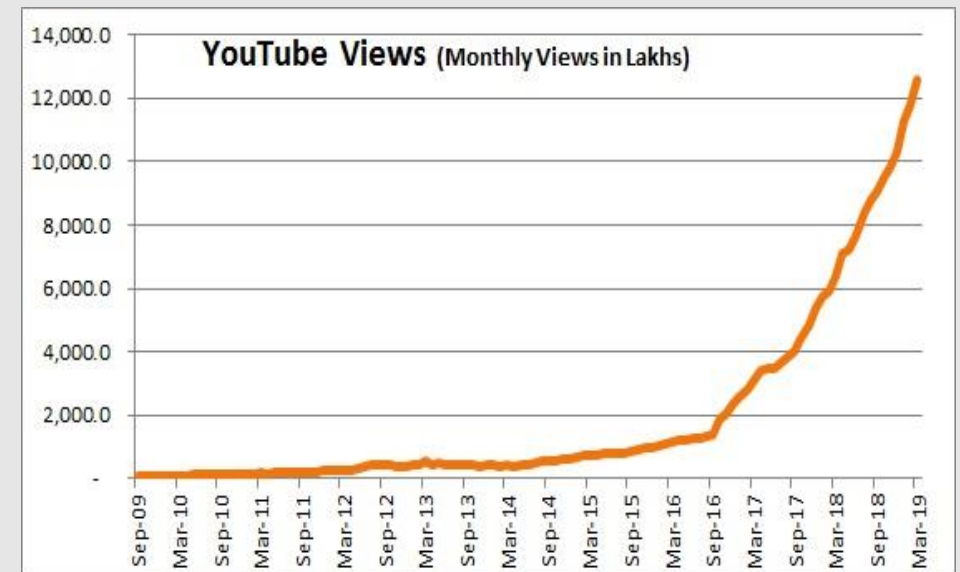
Shemaroo's content on YouTube gets over 1.2 Bn views a month at an average of more than 40 Mn views per day.

- Shemaroo is among the most viewed channel partners for YouTube in India and has **more than 50 channels of its own on YouTube**
- The company's flagship channel 'ShemarooEnt' crossed 15 Mn subscribers and 'FilmiGaane' crossed 21 Mn subscribers on YouTube in March 2019.
- The high viewership, content connect and viewer stickiness has translated into higher revenues for Shemaroo over the years

Revenue Model for You Tube

- Shemaroo gets revenue from the advertisements shown on its channel on YouTube, in many ways, for example:
 - Banner Ads
 - Pre roll ads
 - Mid roll ads etc.
- **Shemaroo gets a revenue share from the advertisement revenue that Youtube makes from Shemaroo channels**

YouTube Views Growth



Some of Shemaroo's Popular brands on YouTube





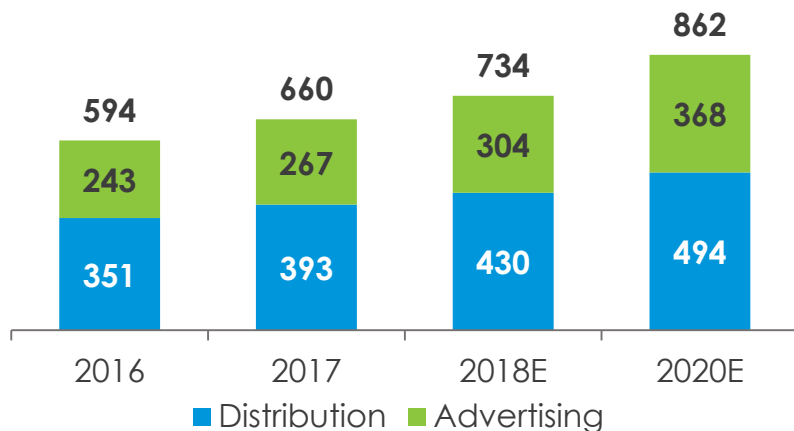




TV Industry Performance and Projection

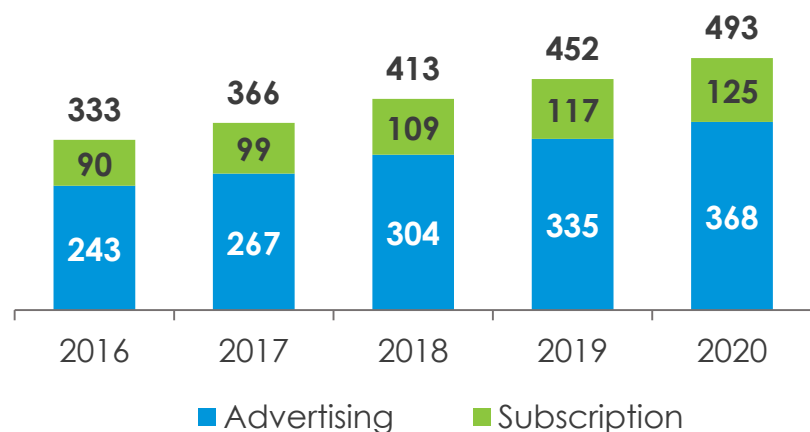


TV Industry Performance (INR Bn)



*Gross of taxes

Broadcasters' Revenue (INR Bn)



- ✓ TV Industry grew from INR 594 Bn to INR 660 Bn in 2017, a growth of 11.2%. It is expected to reach INR 862 Bn by 2020, at a CAGR of 9.8%.
- ✓ Advertisement revenues contributes to 41% of the industry revenues today, it would grow to 43% of the total revenues by 2020.
- ✓ Ad revenues were driven by increase in number of channels launched, rise in advertising rates.

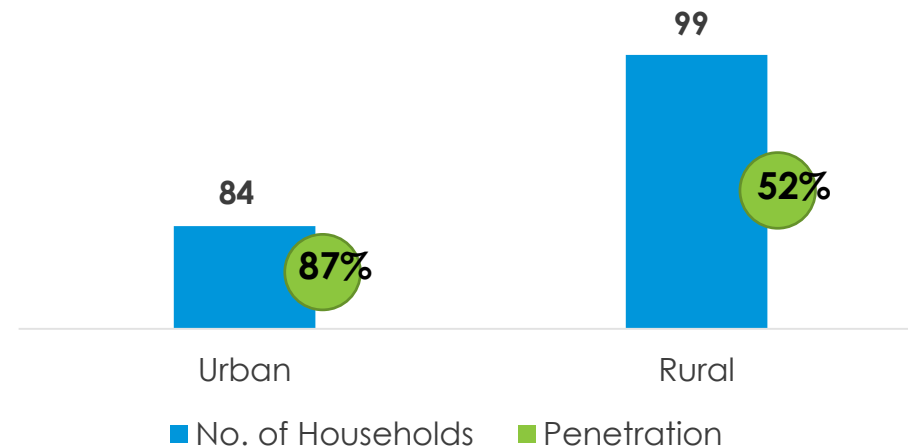
- ✓ Broadcaster's overall revenue increased from INR 333 Bn in 2016 to INR 366 Bn in 2017. It is expected to reach INR 493 Bn by 2020, at a CAGR of 10.3%.
- ✓ Broadcaster's subscription revenue growth was driven by:
 - long term contracts with escalation clauses
 - digitisation of TV
 - increased transparency contributing higher revenue share

Industry Dynamics

- Television syndication is the sale of content rights to broadcasters
- The Indian television broadcasting segment currently has more than six genres and Movies as a genre is second in terms of viewership after General Entertainment Channels
- The standard practice of the Indian television industry is to purchase forward rights for a period of 5 to 7 years
- There is a one time fixed fee payment made at the network level for exclusive license to broadcast the content for multiple telecasts

On any given day, an average of 8 movies are shown on a Movie channel. Even considering the repeat telecast of these movies, the broadcaster would need access to a significantly large movie library

Under penetrated Rural India (TV) (Mn Homes)



Although the No. of households for TV viewership in rural area is 17% more than urban area, the penetration there is as low as 52%.



Traditional Media Includes – Television Syndication, Overseas Distribution and Others

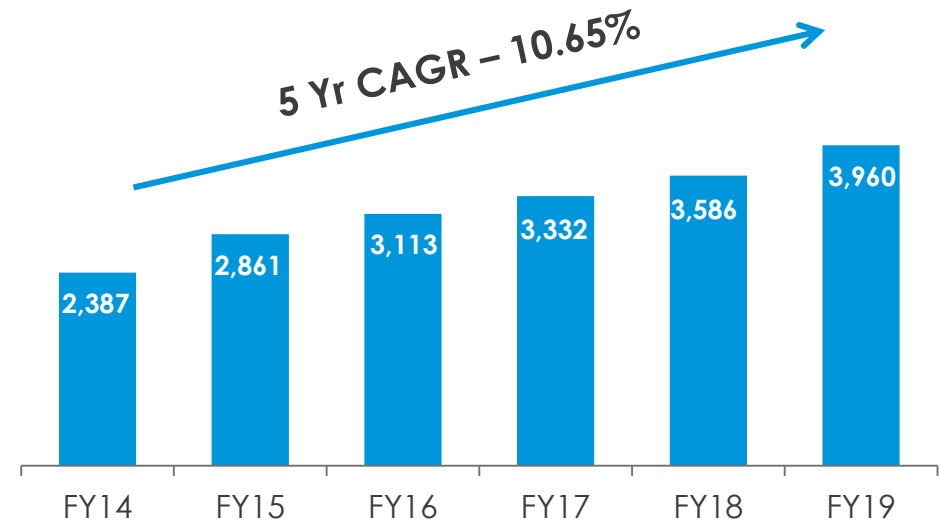
Television Syndication

- Shemaroo has a diverse content library which it syndicates rights to various Satellite Channels, Cable & Terrestrial Networks
- Considering the vast and diverse library of Shemaroo, it can be easily assumed that most broadcasting channels would have some content syndicated from Shemaroo at sometime or the other

Subscription Based Services

- In partnership with major DTH and Cable operators, Shemaroo operates subscription-based, ad-free content services across various genres like Movies, Devotion, Comedy and Regional

Traditional Media Revenue (INR Mn)

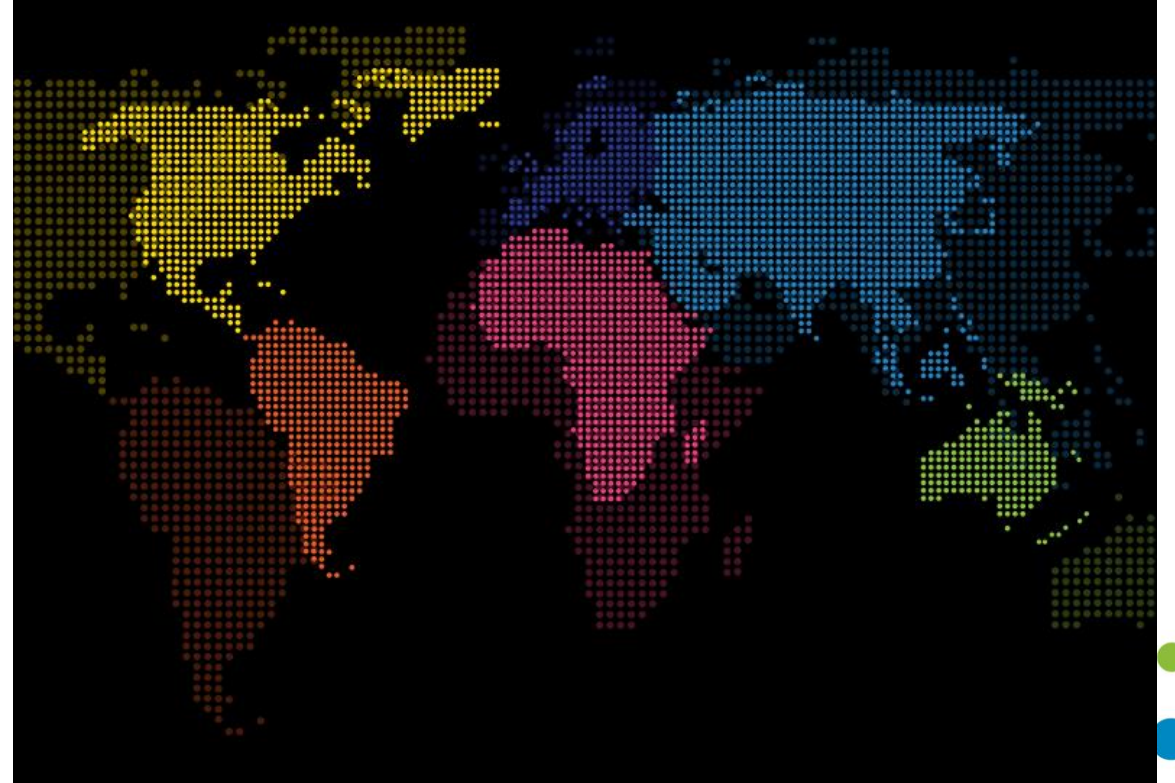


TV Syndication Platforms

Satellite Television	<ul style="list-style-type: none"> • Predominantly consists of Hindi films • This includes Movie Channels, Kids Channels, Music Channels, News Channels etc. • Enter into exclusive agreements for a film or package of films with a particular group of movie channels for a specified period of time
Terrestrial Television	<ul style="list-style-type: none"> • The company also licenses content for broadcasting on terrestrial television network
Cable Television	<ul style="list-style-type: none"> • Revenue stream, wherein an increasing number of cable operators are licensing rights of Shemaroo's content

Increasing Global Footprints

- Indians form one of the highest diaspora population in the world, who have the willingness to pay for content and yet have limited options for this content
- The company caters to a score of audiences in international markets through its relationships with many leading international traditional and digital platforms across Geographies like USA, Europe, South East Asia, Africa, Australia, UAE etc.
- On the back of Shemaroo's ever increasing content library, the company plans to significantly scale up presence internationally and build significant capacities and resources internally to cater to the growing demand for Indian content amongst the diaspora as well as the non-diaspora population
- With a focus on the North American market, the company has opened an office in USA



Home Entertainment

- The Home Entertainment business has helped Shemaroo to garner the legacy of becoming a nationwide well known and accepted brand
- Has successfully migrated from one content format to another (Video VHS to VCD to DVD to Blu-Ray)

Over the last few years the trend in the Home Entertainment industry has been a migration from physical to digital formats which is how the company is also positioning itself



In-flight Entertainment

- Shemaroo distributes its content to more than 50 airlines globally like Emirates, Qatar Airways, Singapore Airlines, Lufthansa, Jet Airways amongst others

OUR STRATEGY

“Shemaroo’s multifold growth over the years has been a result of its excellent relationships with its partners in the media industry. Shemaroo will continue to strengthen its position in the industry by providing unparalleled value addition to all stakeholders”



Riding on the Digital Wave

With a fundamental shift happening in how consumers consume the content, Shemaroo aims to be at the forefront of digital and technological innovations

Strengthening IPs and Entering new domains

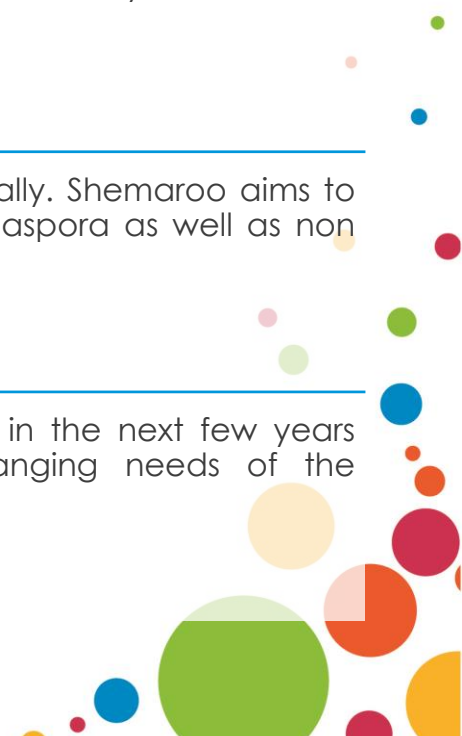
In line with the fast growing appetite of multiple genres of content by consumers, Shemaroo aims to further strengthen its Bollywood and non-Bollywood IPs like regional, devotion, kids, etc.

Expanding our footprint globally

There is an increasing affinity towards Indian content globally. Shemaroo aims to significantly scale up its presence internationally serving diaspora as well as non diaspora audience to tap this growing demand

Increasing B2C presence

Shemaroo aims to significantly increase its B2C presence in the next few years through innovative product offerings meeting the changing needs of the consumers





Scaling up the Content Library driven by RoI

- Acquiring perpetual rights, as well as, to monetise these over a maximum number of distribution platforms
- Acquiring Television Broadcast rights and Digital Media Rights



Enhancing Monetisation of Content Library through Existing and Emerging Media Platforms

- Broad base revenue streams by increasing distribution of content through existing and emerging media avenues



Enhancing Revenue Predictability through Strategically Packaged Sales

- Vast content library allows to aggregate and package several titles together instead of monetising each title on an individual basis



Creating a sustainable competitive advantage via Marketing Strategy and moving up the Value Chain

Marketing Strategy is based on:

- Leveraging industry relationships
- Monitoring distribution platforms
- Tracking varying consumer preferences
- Adapting content offering
- Enhancing visibility, recall of content titles



Optimising Content Monetisation across its Life-Cycle

- Maximising the revenue potential of content across its life cycle
- In view of different consumption patterns, reorganising the content for distribution

FINANCIAL OVERVIEW

Consolidated Income Statement (Ind-As)



Particulars (INR Mn.)	FY14	FY15	FY16	FY17*	FY18*	FY19*
Revenue from Operations	2,646	3,234	3,751	4,255	4,891	5,678
Other Income	13	13	16	30	12	18
Total Revenue	2,659	3,247	3,767	4,285	4,903	5,696
Total Expenses	2,003	2,366	2,675	2,980	3,465	4,100
EBITDA	657	881	1,092	1,305	1,438	1,596
EBITDA Margin (%)	24.71%	27.13%	28.99%	30.46%	29.33%	28.01%
Depreciation	30	37	37	43	51	56
Finance Cost	192	212	228	324	307	256
PBT	435	632	827	938	1,080	1,284
Tax	165	222	307	342	367	457
PAT	270	410	520	596	713	827
Share of profit/ (loss) in associate company	1	(1)	1	18	(1)	3
PAT after adjustments	272	409	521	614	712	830
PAT Margin (%)	10.23%	12.60%	13.89%	14.33%	14.52%	14.57%
Comprehensive Income	-	-	-	-	3	3
Total Profit including Comprehensive Income (Net of tax)	272	409	521	614	715	833
Diluted EPS (INR) (not annualised)	13.68	17.35	19.18	22.60	26.18	30.52

* As per Ind-AS

Consolidated Balance Sheet (Ind-As)



Equity and Liabilities (INR Mn)	FY18	FY19
Shareholders Fund		
Share Capital	272	272
Other Equity	4,662	5,445
Total Equity	4,934	5,717
Non controlling interest	(36)	(42)
Non Current Liabilities		
Long Term borrowings	21	4
Deferred tax liabilities (Net)	36	34
Long term provisions	16	32
Total Non-Current Liabilities	73	70
Current Liabilities		
Short Term Borrowings	1,858	1,969
Trades payables	181	298
Other Financial Liabilities	135	63
Other Current Liabilities	28	68
Short Term Provisions	15	8
Current Tax Liabilities (Net)	125	151
Total Current Liabilities	2,342	2,557
Total	7,313	8,302

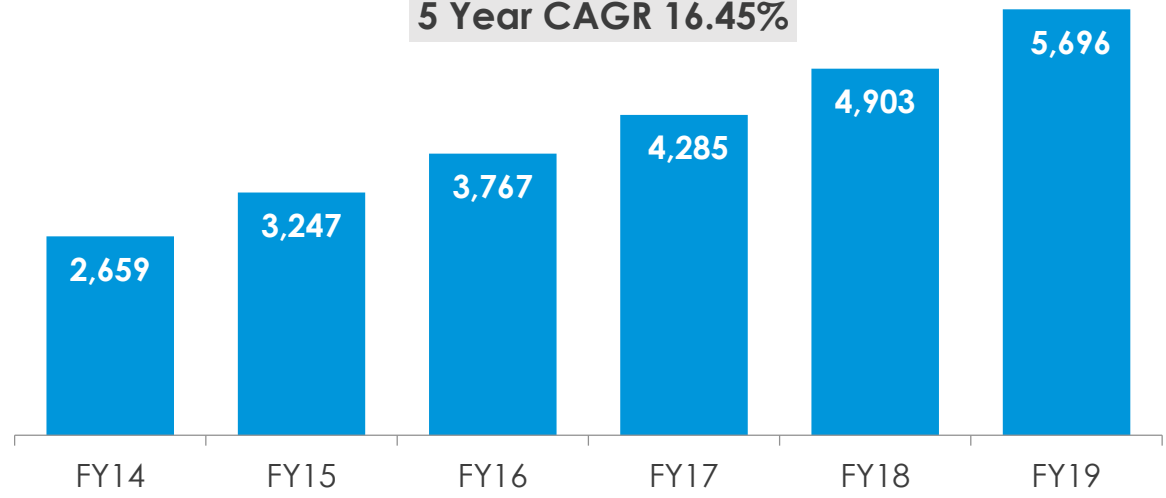
Assets (INR Mn)	FY18	FY19
Non Current Assets		
Fixed Assets		
Property, Plant & Equipment	323	306
Intangible assets	10	10
Investments	67	65
Long Term Loan and Advances	-	1
Other Financial Assets	3	3
Other Non Current Assets	31	58
Total Non-Current Assets	434	443
Current Assets		
Inventories	5,297	6,027
Trade Receivables	1,406	1,590
Cash and cash equivalents	13	16
Short Term loan and advances	4	6
Other Financial Assets	-	8
Other Current Assets	159	212
Total Current Assets	6,879	7,859
Total	7,313	8,302

Historical Consolidated Financial Charts



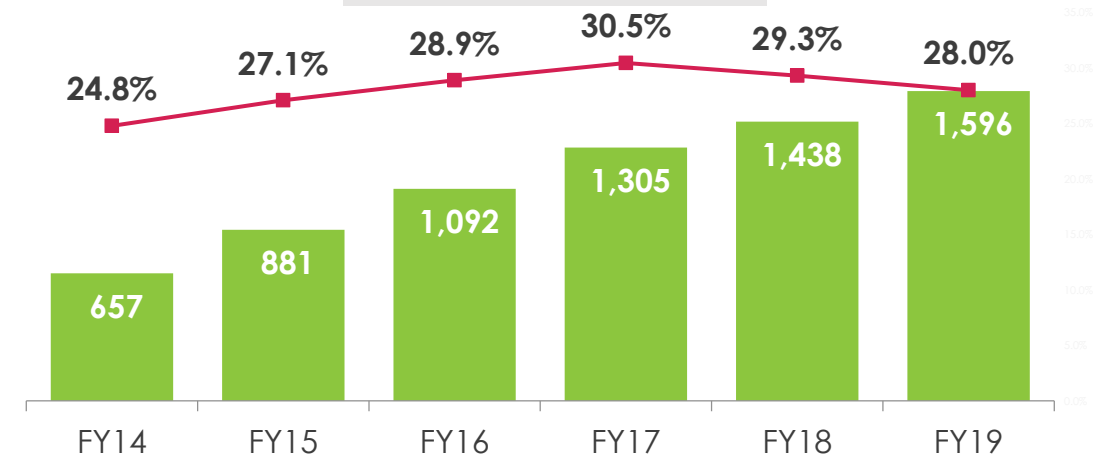
Total Income* (INR Mn)

5 Year CAGR 16.45%



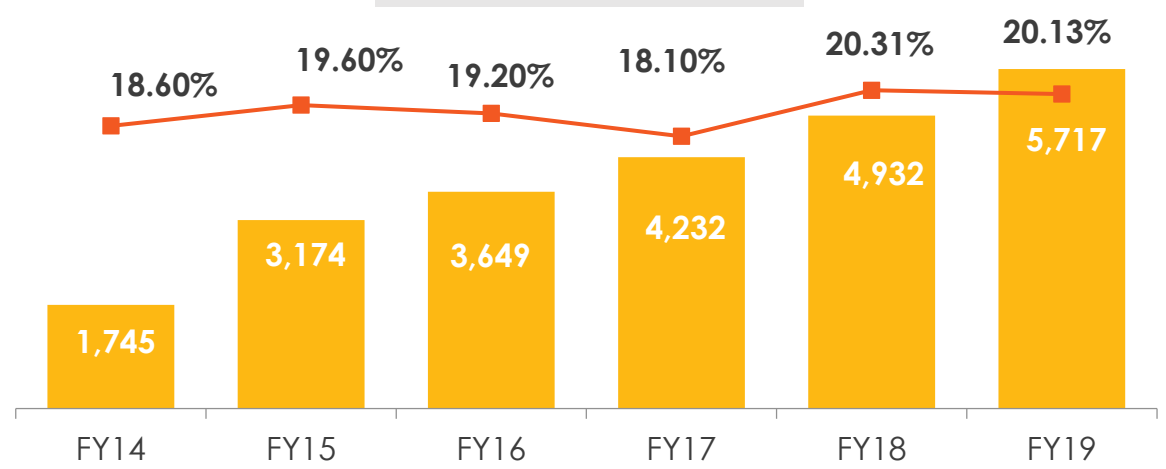
EBITDA (INR Mn) and EBITDA Margin (%)

5 Year CAGR 19.42%



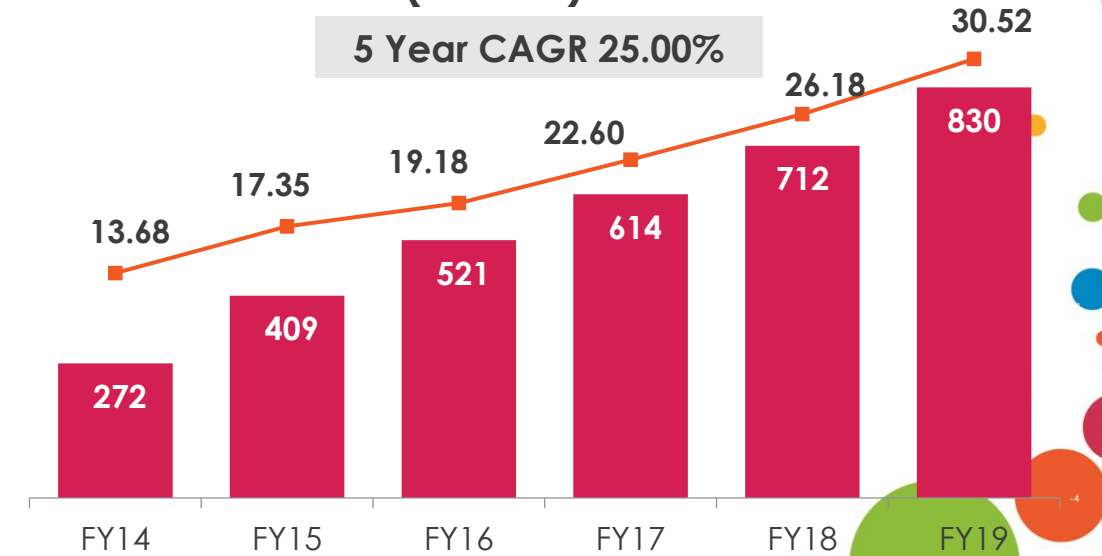
Net Worth (INR Mn) and ROCE (%)

5 Year CAGR 26.79%

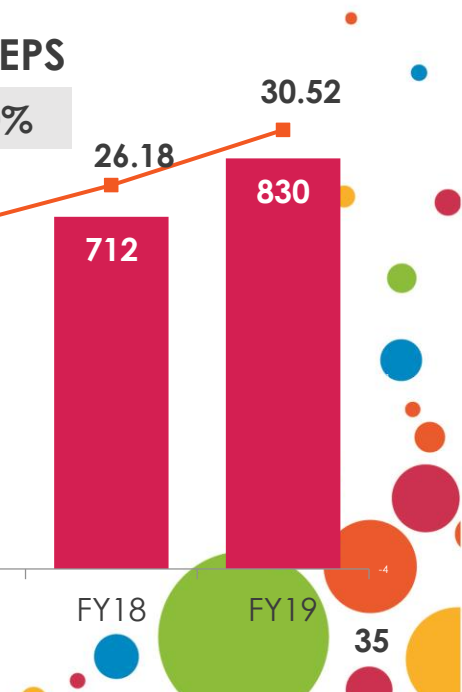


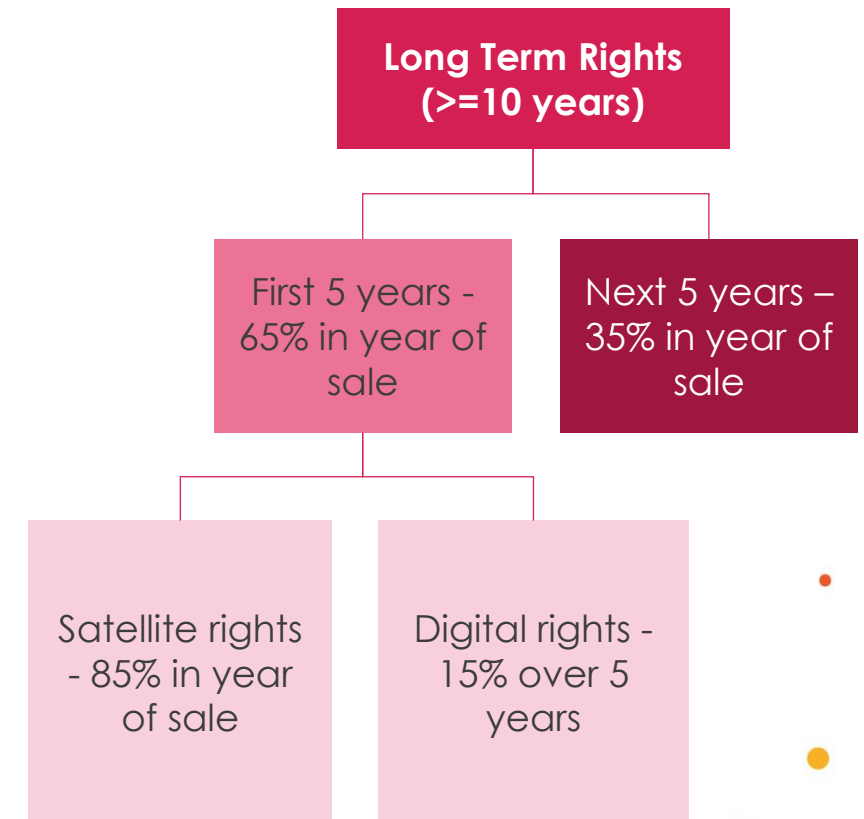
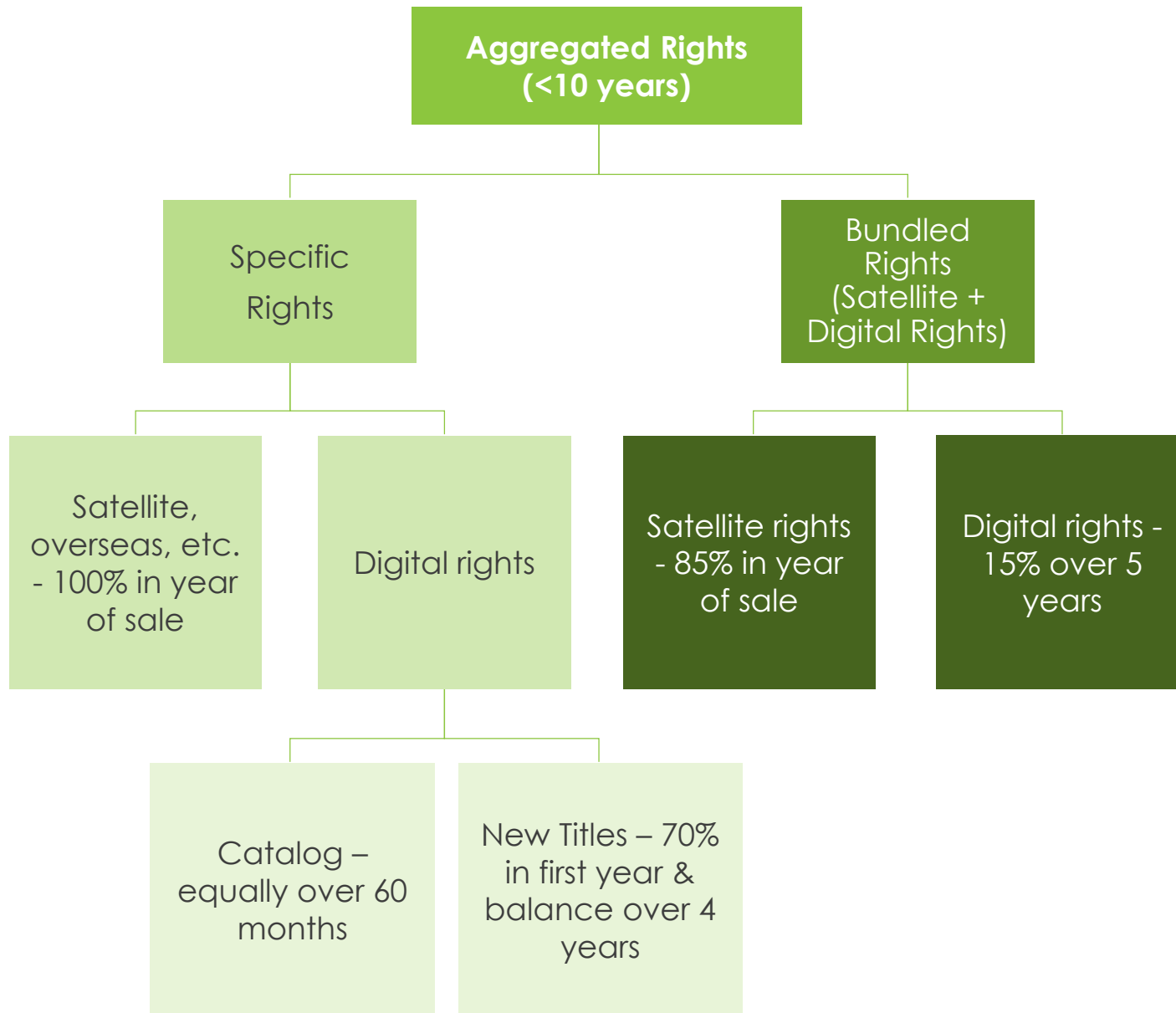
PAT (INR Mn) and EPS

5 Year CAGR 25.00%



* Includes other Income Note: FY17 to FY19 numbers are as per IND-As



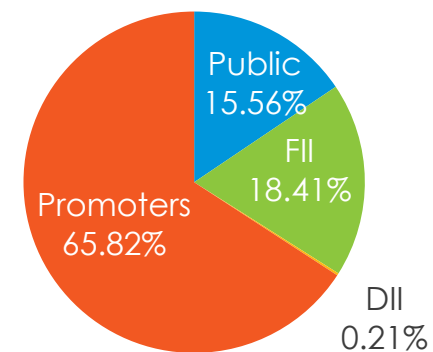




Price Data (As of 31st March, 2019)

	INR
Face Value	10
Market Price	400.0
52 Week H/L	560.0/325.0
Market Cap (INR Mn)	10,872.9
Equity Shares Outstanding (Mn)	27.18
1 Year Avg. Trading Volume ('000)	12.03

Share Holding Pattern as on 31st March, 2019



Disclaimer



Shemaroo Entertainment Limited

No representation or warranty, express or implied, is made as to, and no reliance should be placed on, the fairness, accuracy, completeness or correctness of the information or opinions contained in this presentation. Such information and opinions are in all events not current after the date of this presentation. Certain statements made in this presentation may not be based on historical information or facts and may be "forward looking statements" based on the currently held beliefs and assumptions of the management of Shemaroo Entertainment Limited ("Company" or "Shemaroo"), which are expressed in good faith and in their opinion reasonable, including those relating to the Company's general business plans and strategy, its future financial condition and growth prospects and future developments in its industry and its competitive and regulatory environment.

Forward-looking statements involve known and unknown risks, uncertainties and other factors, which may cause the actual results, financial condition, performance or achievements of the Company or industry results to differ materially from the results, financial condition, performance or achievements expressed or implied by such forward-looking statements, including future changes or developments in the Company's business, its competitive environment and political, economic, legal and social conditions. Further, past performance is not necessarily indicative of future results. Given these risks, uncertainties and other factors, viewers of this presentation are cautioned not to place undue reliance on these forward-looking statements. The Company disclaims any obligation to update these forward-looking statements to reflect future events or developments.

This presentation is for general information purposes only, without regard to any specific objectives, financial situations or informational needs of any particular person. This presentation does not constitute an offer or invitation to purchase or subscribe for any securities in any jurisdiction, including the United States. No part of it should form the basis of or be relied upon in connection with any investment decision or any contract or commitment to purchase or subscribe for any securities. None of our securities may be offered or sold in the United States, without registration under the U.S. Securities Act of 1933, as amended, or pursuant to an exemption from registration there from.

This presentation is confidential and may not be copied or disseminated, in whole or in part, and in any manner.

Valorem Advisors Disclaimer:

Valorem Advisors is an Independent Investor Relations Management Service company. This Presentation has been prepared by Valorem Advisors based on information and data which the Company considers reliable, but Valorem Advisors and the Company makes no representation or warranty, express or implied, whatsoever, and no reliance shall be placed on, the truth, accuracy, completeness, fairness and reasonableness of the contents of this Presentation. This Presentation may not be all inclusive and may not contain all of the information that you may consider material. Any liability in respect of the contents of, or any omission from, this Presentation is expressly excluded. Valorem Advisors also hereby certifies that the directors or employees of Valorem Advisors do not own any stock in personal or company capacity of the Company under review.

For further information please contact our Investor Relations Representative:



Mr. Anuj Sonpal

Valorem Advisors

Tel: +91-22-4903-9500

Email: shemaroo@valoremadvisors.com

Investor Kit Link: www.valoremadvisors.com/shemaroo

THANK YOU



INDIA KHUSH HUA