



accelya

Accelya Solutions India Limited  
Regd. Office: 5<sup>th</sup> & 6<sup>th</sup> Floor,  
Building No. 4, Raheja Woods,  
River Side 25A, West Avenue,  
Kalyani Nagar, Pune 411 006  
CIN: L74140PN1986PLC041033  
T: +91 20 6608 3777  
w3.accelya.com

27<sup>th</sup> July, 2023

The Manager,  
Listing Department,  
National Stock Exchange of India Limited,  
Exchange Plaza, 5<sup>th</sup> Floor,  
Plot No. C-1/ G Block,  
Bandra- Kurla Complex,  
Bandra (East) Mumbai – 400 051  
Scrip Code: ACCELYA

Deputy General Manager,  
Corporate Relationship Department,  
BSE Limited,  
Phiroze Jeejeebhoy Towers,  
Dalal Street, Fort,  
Mumbai – 400 001  
Scrip Code: 532268

Dear Sir/ Madam,

**Sub: Outcome of Board Meeting**

Pursuant to Regulation 33 read with Regulation 30 and Schedule III to the SEBI (Listing Obligations and Disclosure Requirements) Regulations, 2015, we enclose herewith:

- i) Standalone audited financial results and Consolidated audited financial results of the Company for the quarter and year ended 30<sup>th</sup> June, 2023 which have been approved in the meeting of the Board of Directors held today.
- ii) Auditors' Report on the Standalone financial results and Consolidated financial results for the quarter and year ended 30<sup>th</sup> June, 2023.

Kindly take the above on record.

Thanking you,  
For Accelya Solutions India Limited

Ninad Umranikar  
Company Secretary  
Membership No.: A14201  
Encl: As above

Meeting Start Time: 12.45 p.m.  
Meeting End Time: 19:18 p.m.

# accelya

ACCELYA SOLUTIONS INDIA LIMITED

Registered Office: 5th & 6th Floor, Building No. 4, Raheja Woods, River Side 25A, West Avenue, Kalyani Nagar, Pune - 411 006

CIN: L74140PN1986PLC041033 Tel: +91-20-6608 3777

Email: accelyaIndia.investors@accelya.com Website: w3.accelya.com

STATEMENT OF STANDALONE FINANCIAL RESULTS FOR THE QUARTER AND YEAR ENDED 30 JUNE 2023

(Rupees Lakhs except per share data)

Sr. No.	Particulars	Quarter Ended			Year Ended	
		30 June 2023	31 March 2023	30 June 2022	30 June 2023	30 June 2022
		(Unaudited Note 3)	(Unaudited)	(Unaudited Note 3)	(Audited)	(Audited)
I	Revenue from operations					
a	Income from operations	10,628.47	10,387.75	9,135.30	41,160.10	32,717.23
b	Other operating revenue	-	-	-	-	-
	<b>Total Revenue from operations (a+b)</b>	<b>10,628.47</b>	<b>10,387.75</b>	<b>9,135.30</b>	<b>41,160.10</b>	<b>32,717.23</b>
II	Other income	308.54	354.23	552.20	1,031.42	1,601.31
III	<b>Total income (I + II)</b>	<b>10,937.01</b>	<b>10,741.98</b>	<b>9,687.50</b>	<b>42,191.52</b>	<b>34,318.54</b>
IV	Expenses:					
	Employee benefits expense	3,596.85	3,791.82	3,344.68	14,777.73	13,492.63
	Finance costs	42.39	47.97	67.06	206.67	343.19
	Depreciation and amortisation expenses	843.95	821.76	919.21	3,378.30	3,541.09
	Other expenses	2,505.65	2,369.40	1,847.52	9,151.85	6,792.41
	<b>Total expenses (IV)</b>	<b>6,988.84</b>	<b>7,030.95</b>	<b>6,178.47</b>	<b>27,514.55</b>	<b>24,169.32</b>
V	<b>Profit before exceptional items and tax (III - IV)</b>	<b>3,948.17</b>	<b>3,711.03</b>	<b>3,509.03</b>	<b>14,676.97</b>	<b>10,149.22</b>
VI	Exceptional items	-	1,162.65	-	1,162.65	-
VII	<b>Profit before tax (V + VI)</b>	<b>3,948.17</b>	<b>4,873.68</b>	<b>3,509.03</b>	<b>15,839.62</b>	<b>10,149.22</b>
VIII	Tax expense:					
	(1) Current tax	1,022.97	1,279.12	893.86	3,987.82	2,511.66
	(2) Deferred tax (credit)/ charge	(14.97)	(19.26)	(87.87)	1.22	(106.20)
IX	<b>Profit for the period from continuing operations (VII-VIII)</b>	<b>2,940.17</b>	<b>3,613.82</b>	<b>2,703.04</b>	<b>11,850.58</b>	<b>7,743.76</b>
X	Profit from discontinued operations	-	-	-	-	-
XI	Tax expense of discontinued operations	-	-	-	-	-
XII	Profit from discontinued operations (after tax) (X-XI)	-	-	-	-	-
XIII	<b>Profit for the period (IX + XII)</b>	<b>2,940.17</b>	<b>3,613.82</b>	<b>2,703.04</b>	<b>11,850.58</b>	<b>7,743.76</b>
XIV	Other Comprehensive Income					
	(a) Items that will not be reclassified to profit or loss					
	Remeasurements of defined benefit obligation	(21.05)	(234.71)	5.12	(505.99)	19.60
	Income tax relating to above item	5.30	59.07	(1.29)	127.35	(4.93)
	(b) Items that will be reclassified to profit or loss	-	-	-	-	-
	<b>Total Other Comprehensive (loss)/ income</b>	<b>(15.75)</b>	<b>(175.64)</b>	<b>3.83</b>	<b>(378.64)</b>	<b>14.67</b>
XV	<b>Total Comprehensive Income for the period (XIII + XIV)</b>	<b>2,924.42</b>	<b>3,438.18</b>	<b>2,706.87</b>	<b>11,471.94</b>	<b>7,758.43</b>
XVI	Paid up Equity Share Capital (Face value of Rs. 10 each)	1,492.69	1,492.69	1,492.69	1,492.69	1,492.69
XVII	Other equity				23,671.66	24,140.73
XVIII	Earnings per equity share (Face value of Rs. 10 each) (for the period - not annualized):					
	(1) Basic	19.70	24.21	18.11	79.39	51.88
	(2) Diluted	19.70	24.21	18.11	79.39	51.88

See accompanying notes to the standalone financial results





ACCELYA SOLUTIONS INDIA LIMITED  
Registered Office: 5th & 6th Floor, Building No. 4, Raheja Woods, River Side 25A, West Avenue, Kalyani Nagar, Pune - 411 006  
CIN: L74140PN1986PLC041033 Tel: +91-20-6608 3777  
Email: accelyaIndia.investors@accelya.com Website: w3.accelya.com

(Rupees Lakhs)

STANDALONE STATEMENT OF ASSETS AND LIABILITIES

Sr. No.	Particulars	As at	
		30 June 2023	30 June 2022
		(Audited)	(Audited)
I	<b>ASSETS</b>		
1	<b>Non-current assets</b>		
	Property, plant and equipment	2,561.49	3,148.19
	Right-of-use assets	959.75	1,636.98
	Capital work-in-progress	218.62	80.00
	Other intangible assets	1,849.69	2,297.29
	Intangible assets under development	181.52	114.88
	<b>Financial assets</b>		
	i. Investments	4,741.15	4,741.15
	ii. Other financial assets	344.84	380.91
	Income tax assets (net)	295.10	59.04
	Deferred tax assets (net)	1,011.49	885.36
	Other non-current assets	531.46	638.29
	<b>Total non-current assets</b>	<b>12,695.11</b>	<b>13,982.09</b>
2	<b>Current assets</b>		
	<b>Financial assets</b>		
	i. Investments	5,562.39	4,822.48
	ii. Trade receivables	8,632.32	7,697.11
	iii. Unbilled receivables	847.47	218.10
	iv. Cash and cash equivalents	424.85	464.09
	v. Other balances with banks	1,133.27	3,428.07
	vi. Other financial assets	241.10	97.12
	<b>Other current assets</b>	<b>3,921.27</b>	<b>2,871.82</b>
	<b>Total current assets</b>	<b>20,762.67</b>	<b>19,598.79</b>
	<b>Total assets</b>	<b>33,457.78</b>	<b>33,580.88</b>
II	<b>EQUITY AND LIABILITIES</b>		
1	<b>Equity</b>		
	Equity share capital	1,492.69	1,492.69
	Other equity	23,671.66	24,140.73
	<b>Total equity</b>	<b>25,164.35</b>	<b>25,633.42</b>
2	<b>Liabilities</b>		
	<b>Non-current liabilities</b>		
	<b>Financial liabilities</b>		
	i. Lease liabilities	363.71	1,412.51
	Provisions	670.18	531.88
	<b>Total non-current liabilities</b>	<b>1,033.89</b>	<b>1,944.39</b>
	<b>Current liabilities</b>		
	<b>Financial liabilities</b>		
	i. Lease liabilities	1,099.82	1,083.92
	ii. Trade payables		
	a. Total outstanding dues of micro enterprises and small enterprises	159.87	49.58
	b. Total outstanding dues of creditors other than micro enterprises and small enterprises	1,690.56	1,183.57
	iii. Other financial liabilities	1,780.20	1,912.92
	Provisions	857.20	279.80
	Income tax liabilities (net)	712.10	600.79
	Other current liabilities	959.79	892.49
	<b>Total current liabilities</b>	<b>7,259.54</b>	<b>6,003.07</b>
	<b>Total equity and liabilities</b>	<b>33,457.78</b>	<b>33,580.88</b>

See accompanying notes to the standalone financial results



# accelya



ACCELYA SOLUTIONS INDIA LIMITED  
Registered Office: 5th & 6th Floor, Building No. 4, Raheja Woods, River Side 25A, West Avenue, Kalyani Nagar, Pune - 411 006  
CIN: L74140PN1986PLC041033 Tel: +91-20-6608 3777  
Email: accelyaIndia.investors@accelya.com Website: w3.accelya.com

(Rupees Lakhs)

STANDALONE STATEMENT OF CASH FLOWS					
Particulars	Year Ended				
	30 June 2023		30 June 2022		
	(Audited)		(Audited)		
Cash flows from operating activities					
Profit for the year		11,850.58		7,743.76	
Adjustments for:					
Depreciation and amortization expenses		3,378.30		3,541.09	
Income tax expense		3,989.04		2,405.46	
Net (Gain) on sale of property, plant and equipment		(27.66)		(15.37)	
Exceptional income		(1,162.65)		-	
(Reversal) for doubtful debts		(21.75)		(197.38)	
Bad debts written off		24.24		134.75	
Income accrued written off		-		190.99	
Impairment of right-of-use asset		-		77.60	
Deposits written off		10.47		-	
Withholding taxes written off		97.09		277.36	
Exchange differences adjustment		(444.62)		1.89	
Finance costs		206.67		343.19	
Lease modification adjustments		-		(129.13)	
Interest income		(150.80)		(112.80)	
Dividend income		(391.33)		(949.54)	
Operating cash flows before movements in working capital		17,357.58		13,311.87	
Working capital changes:					
(Increase) in trade receivables		(977.31)		(2,500.83)	
Decrease in financial assets		79.44		409.88	
(Increase) in other assets		(936.93)		(617.12)	
(Increase)/ Decrease in unbilled receivables		(565.07)		1,964.33	
Increase in trade payables		618.46		280.48	
Increase in financial liabilities		91.40		300.66	
Increase/ (Decrease) in other liabilities		268.69		(47.44)	
Cash generated from operations		15,936.26		13,101.83	
Taxes paid (net of refunds)		(4,209.66)		(2,440.29)	
<b>Net cash from operating activities (A)</b>		<b>11,726.60</b>		<b>10,661.54</b>	
Cash flows from investing activities					
Purchase of property, plant and equipment and intangible assets		(1,957.59)		(1,756.30)	
Proceeds from sale of property, plant and equipment		1,364.35		15.37	
Interest received on bank deposits		133.44		55.95	
Dividend received from subsidiaries		161.64		860.42	
Dividend received from mutual funds		229.69		89.12	
Purchase of mutual fund		(22,778.54)		(17,048.68)	
Proceeds from redemption of mutual fund		22,038.63		14,509.01	
Bank deposits having maturity more than 3 months - placed		(6,835.89)		(3,181.84)	
Bank deposits having maturity more than 3 months - matured		9,121.84		-	
<b>Net cash generated from/ (used in) investing activities (B)</b>		<b>1,477.57</b>		<b>(6,456.95)</b>	
Cash flow from financing activities					
Dividend paid		(11,941.01)		(5,074.92)	
Repayment of lease liabilities		(1,095.73)		(1,003.63)	
Interest paid		(206.67)		(343.19)	
<b>Net cash (used in) financing activities (C)</b>		<b>(13,243.41)</b>		<b>(6,421.74)</b>	
<b>Net increase/ (decrease) in cash and cash equivalents (A+B+C)</b>		<b>(39.24)</b>		<b>(2,217.15)</b>	
Cash and cash equivalents at the beginning of the year		464.09		2,622.61	
Effect of exchange differences on cash and cash equivalents held in foreign currency		-		58.63	
<b>Cash and cash equivalents at the end of the year</b>		<b>424.85</b>		<b>464.09</b>	
Reconciliation of liabilities from financing activities for the year ended 30 June 2023					
(Rupees lakhs)					
Particulars	As at 30 June 2022	Impact of Ind AS 116	Repayment	Fair value changes	As at 30 June 2023
Lease liabilities	2,496.43	269.50	(1,302.40)	-	1,463.53
<b>Total liabilities from financing activities</b>	<b>2,496.43</b>	<b>269.50</b>	<b>(1,302.40)</b>	<b>-</b>	<b>1,463.53</b>
Reconciliation of liabilities from financing activities for the year ended 30 June 2022					
(Rupees lakhs)					
Particulars	As at 30 June 2021	Impact of Ind AS 116	Repayment	Fair value changes	As at 30 June 2022
Lease liabilities	3,885.13	(41.88)	(1,346.82)	-	2,496.43
<b>Total liabilities from financing activities</b>	<b>3,885.13</b>	<b>(41.88)</b>	<b>(1,346.82)</b>	<b>-</b>	<b>2,496.43</b>

See accompanying notes to the standalone financial results



Notes to the standalone financial results	
1	The audited standalone Financial Results for the year ended 30 June 2023 and unaudited standalone Financial Results for the quarter ended 30 June 2023 were reviewed by the Audit Committee and were approved by the Board of Directors in its meeting held on 27 July 2023. The statutory auditors, Deloitte Haskins & Sells LLP have expressed an unmodified opinion / conclusion.
2	The Statement has been prepared in accordance with the recognition and measurement principles laid down in the Indian Accounting Standards prescribed under Section 133 of the Companies Act, 2013 read with the relevant rules thereunder and the terms of the SEBI (Listing Obligations and Disclosure Requirements) Regulations, 2015, as amended.
3	The figures for the quarter ended 30 June 2023 and 30 June 2022 are the balancing figures between audited figures in respect of the full financial year and the published unaudited year to date figures upto third quarter of the respective financial years.
4	Based on the "management approach" as defined in Ind AS 108-Operating Segments, the Chief Operating Decision Maker evaluates the Company's performance as a single business segment namely travel and transportation vertical.
5	The Board of Directors has recommended a final dividend of Rs. 30/- per equity share, subject to the approval of the shareholders at the ensuing Annual General Meeting.
6	The Exceptional items for the quarter ended 31 March 2023 and year ended 30 June 2023 consist of profit on sale of Property, Plant & Equipment (1st floor of Building 'Sharada Arcade') at Pune.
7	Ms. Meena Jagtiani (DIN: 08396893) was appointed as an Independent Director by the Board of Directors of the Company for a period of 5 years with effect from 27 June 2023. The appointment is subject to the approval of shareholders through postal ballot.
8	Mr. Nani Javeri (DIN: 02731854) has completed his tenure as an Independent Director of the Company and has accordingly retired with effect from the close of business hours on 7 July, 2023.
9	The Parliament has approved Code on Social Security, 2020 ("Code") relating to various employee benefits including post-employment benefits. While the Code has received the President's assent and also been published, the effective date is yet to be notified and the rules to be prescribed. The impact on the financial results shall be assessed and recorded once the Code becomes effective and relevant rules thereunder are prescribed.
10	Other Income for the year ended 30 June 2023 includes Rs. 161.64 lakhs (30 June 2022: Rs. 860.40 lakhs) as dividend received from subsidiaries.
11	Figures for the previous periods/ year have been regrouped/ reclassified wherever necessary to make them comparable.
	
<p>For Accelya Solutions India Limited</p>  <p>Gurudas Shenoy Managing Director DIN: 03573375</p>	
<p>Place: Mumbai Date : 27 July 2023</p>	

**INDEPENDENT AUDITOR'S REPORT ON AUDIT OF ANNUAL STANDALONE FINANCIAL RESULTS AND REVIEW OF QUARTERLY FINANCIAL RESULTS**

**TO THE BOARD OF DIRECTORS OF  
ACCELYA SOLUTIONS INDIA LIMITED**

**Opinion and Conclusion**

We have (a) audited the Standalone Financial Results for the year ended June 30, 2023 and (b) reviewed the Standalone Financial Results for the quarter ended June 30, 2023 (refer 'Other Matter' section below), which were subject to limited review by us, both included in the accompanying "Statement of Standalone Financial Results for the Quarter and Year Ended June 30, 2023" of **Accelya Solutions India Limited** ("the Company"), ("the Statement"), being submitted by the Company pursuant to the requirements of Regulation 33 of the SEBI (Listing Obligations and Disclosure Requirements) Regulations, 2015, as amended ("the Listing Regulations").

**(a) Opinion on Annual Standalone Financial Results**

In our opinion and to the best of our information and according to the explanations given to us, the Standalone Financial Results for the year ended June 30, 2023:

- i. is presented in accordance with the requirements of Regulation 33 of the SEBI (Listing Obligations and Disclosure Requirements) Regulations, 2015, as amended; and
- ii. gives a true and fair view in conformity with the recognition and measurement principles laid down in the Indian Accounting Standards and other accounting principles generally accepted in India of the net profit and total comprehensive income and other financial information of the Company for the year then ended.

**(b) Conclusion on Unaudited Standalone Financial Results for the quarter ended June 30, 2023**

With respect to the Standalone Financial Results for the quarter ended June 30, 2023, based on our review conducted as stated in paragraph (b) of Auditor's Responsibilities section below, nothing has come to our attention that causes us to believe that the Standalone Financial Results for the quarter ended June 30, 2023, prepared in accordance with the recognition and measurement principles laid down in the Indian Accounting Standards and other accounting principles generally accepted in India, has not disclosed the information required to be disclosed in terms of Regulation 33 of the SEBI (Listing Obligations and Disclosure Requirements) Regulations, 2015, as amended, including the manner in which it is to be disclosed, or that it contains any material misstatement.

**Basis for Opinion on the Audited Standalone Financial Results for the year ended June 30, 2023**

We conducted our audit in accordance with the Standards on Auditing ("SAs") specified under Section 143(10) of the Companies Act, 2013 ("the Act"). Our responsibilities under those Standards are further described in paragraph (a) of Auditor's Responsibilities section below. We are independent of the



Company in accordance with the Code of Ethics issued by the Institute of Chartered Accountants of India (“the ICAI”) together with the ethical requirements that are relevant to our audit of the Standalone Financial Results for the year ended June 30, 2023 under the provisions of the Act and the Rules thereunder, and we have fulfilled our other ethical responsibilities in accordance with these requirements and the ICAI’s Code of Ethics. We believe that the audit evidence obtained by us is sufficient and appropriate to provide a basis for our audit opinion.

### **Management’s Responsibilities for the Statement**

This Statement, which includes the Standalone Financial Results is the responsibility of the Company’s Board of Directors, and has been approved by them for the issuance. The Standalone Financial Results for the year ended June 30, 2023 has been compiled from the related audited standalone financial statements. This responsibility includes the preparation and presentation of the Standalone Financial Results for the quarter and year ended June 30, 2023 that give a true and fair view of the net profit and other comprehensive income and other financial information in accordance with the recognition and measurement principles laid down in the Indian Accounting Standards prescribed under Section 133 of the Act read with relevant rules issued thereunder and other accounting principles generally accepted in India and in compliance with Regulation 33 of the Listing Regulations. This responsibility also includes maintenance of adequate accounting records in accordance with the provisions of the Act for safeguarding the assets of the Company and for preventing and detecting frauds and other irregularities; selection and application of appropriate accounting policies; making judgments and estimates that are reasonable and prudent; and the design, implementation and maintenance of adequate internal financial controls that were operating effectively for ensuring the accuracy and completeness of the accounting records, relevant to the preparation and presentation of the Standalone Financial Results that give a true and fair view and is free from material misstatement, whether due to fraud or error.

In preparing the Standalone Financial Results, the Board of Directors are responsible for assessing the Company’s ability, to continue as a going concern, disclosing, as applicable, matters related to going concern and using the going concern basis of accounting unless the Board of Directors either intends to liquidate the Company or to cease operations, or has no realistic alternative but to do so.

The Board of Directors are also responsible for overseeing the financial reporting process of the Company.

### **Auditor’s Responsibilities**

#### **(a) Audit of the Standalone Financial Results for the year ended June 30, 2023**

Our objectives are to obtain reasonable assurance about whether the Standalone Financial Results for the year ended June 30, 2023 as a whole is free from material misstatement, whether due to fraud or error, and to issue an auditor’s report that includes our opinion. Reasonable assurance is a high level of assurance, but is not a guarantee that an audit conducted in accordance with SAs will always detect a material misstatement when it exists. Misstatements can arise from fraud or error and are considered material if, individually or in the aggregate, they could reasonably be expected to influence the economic decisions of users taken on the basis of this Standalone Financial Results.

As part of an audit in accordance with SAs, we exercise professional judgment and maintain professional skepticism throughout the audit. We also:



## **Deloitte Haskins & Sells LLP**

- Identify and assess the risks of material misstatement of the Annual Standalone Financial Results, whether due to fraud or error, design and perform audit procedures responsive to those risks, and obtain audit evidence that is sufficient and appropriate to provide a basis for our opinion. The risk of not detecting a material misstatement resulting from fraud is higher than for one resulting from error, as fraud may involve collusion, forgery, intentional omissions, misrepresentations, or the override of internal control.
- Obtain an understanding of internal control relevant to the audit in order to design audit procedures that are appropriate in the circumstances, but not for the purpose of expressing an opinion on the effectiveness of the Company's internal control.
- Evaluate the appropriateness of accounting policies used and the reasonableness of accounting estimates made by the Board of Directors.
- Evaluate the appropriateness and reasonableness of disclosures made by the Board of Directors in terms of the requirements specified under Regulation 33 of the Listing Regulations.
- Conclude on the appropriateness of the Board of Directors' use of the going concern basis of accounting and, based on the audit evidence obtained, whether a material uncertainty exists related to events or conditions that may cast significant doubt on the ability of the Company to continue as a going concern. If we conclude that a material uncertainty exists, we are required to draw attention in our auditor's report to the related disclosures in the Statement or, if such disclosures are inadequate, to modify our opinion. Our conclusions are based on the audit evidence obtained up to the date of our auditor's report. However, future events or conditions may cause the Company to cease to continue as a going concern.
- Evaluate the overall presentation, structure and content of the Annual Standalone Financial Results, including the disclosures, and whether the Annual Standalone Financial Results represent the underlying transactions and events in a manner that achieves fair presentation.
- Obtain sufficient appropriate audit evidence regarding the Annual Standalone Financial Results of the Company to express an opinion on the Annual Standalone Financial Results.

Materiality is the magnitude of misstatements in the Annual Standalone Financial Results that, individually or in aggregate, makes it probable that the economic decisions of a reasonably knowledgeable user of the Annual Standalone Financial Results may be influenced. We consider quantitative materiality and qualitative factors in (i) planning the scope of our audit work and in evaluating the results of our work; and (ii) to evaluate the effect of any identified misstatements in the Annual Standalone Financial Results.

We communicate with those charged with governance regarding, among other matters, the planned scope and timing of the audit and significant audit findings including any significant deficiencies in internal control that we identify during our audit.

We also provide those charged with governance with a statement that we have complied with relevant ethical requirements regarding independence, and to communicate with them all relationships and other matters that may reasonably be thought to bear on our independence, and where applicable, related safeguards.





**Deloitte  
Haskins & Sells LLP**

**(b) Review of the Standalone Financial Results for the quarter ended June 30, 2023**

We conducted our review of the Standalone Financial Results for the quarter ended June 30, 2023 in accordance with the Standard on Review Engagements (“SRE”) 2410 ‘Review of Interim Financial Information Performed by the Independent Auditor of the Entity’, issued by the ICAI. A review of interim financial information consists of making inquiries, primarily of the Company’s personnel responsible for financial and accounting matters, and applying analytical and other review procedures. A review is substantially less in scope than an audit conducted in accordance with SAs specified under section 143(10) of the Act and consequently does not enable us to obtain assurance that we would become aware of all significant matters that might be identified in an audit. Accordingly, we do not express an audit opinion.

**Other Matter**

The Statement includes the results for the Quarter ended June 30, 2023 being the balancing figure between audited figures in respect of the full financial year and the published year to date figures up to the third quarter of the current financial year which were subject to limited review by us. Our report on the Statement is not modified in respect of this matter.

For DELOITTE HASKINS & SELLS LLP  
Chartered Accountants  
(Firm’s Registration No. 117366W/W-100018)



Joe Pretto  
(Partner)  
(Membership No. 77491)  
UDIN :- 23077491BGXCWQ3755

Place: Mumbai  
Date: July 27, 2023

# accelya

ACCELYA SOLUTIONS INDIA LIMITED

Registered Office: 5th & 6th Floor, Building No. 4, Raheja Woods, River Side 25A, West Avenue, Kalyani Nagar, Pune - 411 006

CIN: L74140PN1986PLC041033 Tel: +91-20-6608 3777

Email: accelyaIndia.investors@accelya.com Website: w3.accelya.com

## STATEMENT OF CONSOLIDATED FINANCIAL RESULTS FOR THE QUARTER AND YEAR ENDED 30 JUNE 2023

(Rupees Lakhs except per share data)

Sr. No.	Particulars	Quarter Ended			Year Ended	
		30 June 2023	31 March 2023	30 June 2022	30 June 2023	30 June 2022
		(Unaudited Note 3)	(Unaudited)	(Unaudited Note 3)	(Audited)	(Audited)
I	Revenue from operations					
a	Income from operations	12,242.07	11,939.06	10,303.27	46,904.10	36,810.29
b	Other operating revenue	8.19	6.80	8.48	32.17	29.52
	<b>Total Revenue from operations (a+b)</b>	<b>12,250.26</b>	<b>11,945.86</b>	<b>10,311.75</b>	<b>46,936.27</b>	<b>36,839.81</b>
II	Other income	320.02	194.55	198.94	917.10	785.07
III	<b>Total income (I + II)</b>	<b>12,570.28</b>	<b>12,140.41</b>	<b>10,510.69</b>	<b>47,853.37</b>	<b>37,624.88</b>
IV	Expenses:					
	Employee benefits expense	3,611.14	3,791.82	3,372.13	14,786.26	13,781.10
	Finance costs	42.39	47.97	67.06	206.67	343.46
	Depreciation and amortisation expenses	844.10	821.94	919.46	3,379.09	3,542.41
	Other expenses	3,719.78	3,690.89	2,718.06	13,599.94	9,634.77
	<b>Total expenses (IV)</b>	<b>8,217.41</b>	<b>8,352.62</b>	<b>7,076.71</b>	<b>31,971.96</b>	<b>27,301.74</b>
V	<b>Profit before exceptional items and tax (III - IV)</b>	<b>4,352.87</b>	<b>3,787.79</b>	<b>3,433.98</b>	<b>15,881.41</b>	<b>10,323.14</b>
VI	Exceptional items	-	1,162.65	-	1,162.65	-
VII	<b>Profit before tax (V + VI)</b>	<b>4,352.87</b>	<b>4,950.44</b>	<b>3,433.98</b>	<b>17,044.06</b>	<b>10,323.14</b>
VIII	Tax expense:					
	(1) Current tax	1,156.25	1,339.58	1,004.87	4,368.02	2,809.26
	(2) Deferred tax (credit)/ charge	(14.29)	(18.59)	(87.50)	3.68	(104.89)
IX	<b>Profit for the period from continuing operations (VII-VIII)</b>	<b>3,210.91</b>	<b>3,629.45</b>	<b>2,516.61</b>	<b>12,672.36</b>	<b>7,618.77</b>
X	Profit from discontinued operations	-	-	-	-	-
XI	Tax expense of discontinued operations	-	-	-	-	-
XII	Profit from discontinued operations (after tax) (X-XI)	-	-	-	-	-
XIII	<b>Profit for the period (IX + XII)</b>	<b>3,210.91</b>	<b>3,629.45</b>	<b>2,516.61</b>	<b>12,672.36</b>	<b>7,618.77</b>
XIV	Other Comprehensive Income					
	(a) Items that will not be reclassified to profit or loss					
	Remeasurements of defined benefit obligation	(21.05)	(234.71)	5.12	(505.99)	19.60
	Income tax relating to above item	5.30	59.07	(1.29)	127.35	(4.93)
	(b) Items that will be reclassified to profit or loss					
	Exchange differences on translation of foreign operations	74.98	75.06	(44.93)	381.89	(146.04)
	<b>Total Other Comprehensive Income/ (loss)</b>	<b>59.23</b>	<b>(100.58)</b>	<b>(41.10)</b>	<b>3.25</b>	<b>(131.37)</b>
XV	<b>Total Comprehensive Income for the period (XIII + XIV)</b>	<b>3,270.14</b>	<b>3,528.87</b>	<b>2,475.51</b>	<b>12,675.61</b>	<b>7,487.40</b>
XVI	Paid up Equity Share Capital (Face value of Rs. 10 each)	1,492.69	1,492.69	1,492.69	1,492.69	1,492.69
XVII	<b>Other equity</b>				<b>25,510.89</b>	<b>24,776.29</b>
XVIII	Earnings per Equity Share (Face value of Rs. 10 each) (for the period - not annualized):					
	(1) Basic	21.51	24.32	16.86	84.90	51.04
	(2) Diluted	21.51	24.32	16.86	84.90	51.04

See accompanying notes to the consolidated financial results



*[Handwritten signature]*

# accelya

ACCELYA SOLUTIONS INDIA LIMITED

Registered Office: 5th & 6th Floor, Building No. 4, Raheja Woods, River Side 25A, West Avenue, Kalyani Nagar, Pune - 411 006

CIN: L74140PN1986PLC041033 Tel: +91-20-6608 3777

Email: accelyaIndia.investors@accelya.com Website: w3.accelya.com

(Rupees Lakhs)

## CONSOLIDATED STATEMENT OF ASSETS AND LIABILITIES

Sr. No.	Particulars	As at	
		30 June 2023	30 June 2022
		(Audited)	(Audited)
I	<b>ASSETS</b>		
1	<b>Non current assets</b>		
	Property, plant and equipment	2,561.49	3,148.95
	Right-of-use assets	959.75	1,636.98
	Capital work-in-progress	218.62	80.00
	Goodwill	3,314.61	3,052.83
	Other intangible assets	1,849.69	2,297.29
	Intangible assets under development	181.52	114.88
	Financial assets		
	i. Investments	0.10	0.10
	ii. Other financial assets	353.09	388.68
	Income tax assets (net)	295.40	59.08
	Deferred tax assets (net)	999.72	876.05
	Other non-current assets	699.64	851.39
	<b>Total non current assets</b>	<b>11,433.63</b>	<b>12,506.23</b>
2	<b>Current assets</b>		
	Financial assets		
	i. Investments	5,972.62	5,208.18
	ii. Trade receivables	7,698.61	6,808.32
	iii. Unbilled receivables	1,079.32	574.13
	iv. Cash and cash equivalents	4,471.22	3,014.08
	v. Other balances with banks	1,133.73	3,428.51
	vi. Other financial assets	241.10	97.12
	Other current assets	4,917.50	3,863.74
	<b>Total current assets</b>	<b>25,514.10</b>	<b>22,994.08</b>
	<b>Total assets</b>	<b>36,947.73</b>	<b>35,500.31</b>
II	<b>EQUITY AND LIABILITIES</b>		
1	<b>Equity</b>		
	Equity share capital	1,492.69	1,492.69
	Other equity	25,510.89	24,776.29
	<b>Total equity</b>	<b>27,003.58</b>	<b>26,268.98</b>
2	<b>Liabilities</b>		
	<b>Non-current liabilities</b>		
	Financial liabilities		
	i. Lease liabilities	363.71	1,412.51
	Provisions	670.18	531.88
	<b>Total non-current liabilities</b>	<b>1,033.89</b>	<b>1,944.39</b>
	<b>Current liabilities</b>		
	Financial liabilities		
	i. Lease liabilities	1,099.82	1,083.92
	ii. Trade payables		
	a. Total outstanding dues of micro enterprises and small enterprises	159.87	49.58
	b. Total outstanding dues of creditors other than micro enterprises and small enterprises	2,940.50	1,944.82
	iii. Other financial liabilities	1,780.20	1,926.56
	Provisions	954.46	343.35
	Income tax liabilities (net)	759.71	634.62
	Other current liabilities	1,215.70	1,304.09
	<b>Total current liabilities</b>	<b>8,910.26</b>	<b>7,286.94</b>
	<b>Total equity and liabilities</b>	<b>36,947.73</b>	<b>35,500.31</b>

See accompanying notes to the consolidated financial results



*[Handwritten signature]*



ACCELYA SOLUTIONS INDIA LIMITED  
Registered Office: 5th & 6th Floor, Building No. 4, Raheja Woods, River Side 25A, West Avenue, Kalyani Nagar, Pune - 411 006  
CIN: L74140PN1986PLC041033 Tel: +91-20-6608 3777  
Email: accelyaIndia.investors@accelya.com Website: w3.accelya.com

(Rupees Lakhs)

CONSOLIDATED STATEMENT OF CASH FLOWS					
Particulars	Year Ended				
	30 June 2023		30 June 2022		
	(Audited)		(Audited)		
<b>Cash flows from operating activities</b>					
Profit for the year		12,672.36		7,618.77	
<b>Adjustments for:</b>					
Depreciation and amortization expenses		3,379.09		3,542.41	
Income tax expense		4,371.70		2,704.37	
Net (Gain) on sale of property, plant and equipment		(27.66)		(14.56)	
Exceptional income		(1,162.65)		-	
Provision/ (Reversal) for doubtful debts		57.69		(433.83)	
Bad debts written off		24.39		402.88	
Income accrued written off		-		190.99	
Impairment of right-of-use asset		-		77.60	
Deposits written off		10.47		-	
Withholding taxes written off		97.09		291.79	
Credit balances written back		-		-	
Exchange differences adjustment		(451.50)		(22.39)	
Finance costs		206.67		343.46	
Lease modification adjustments		-		(129.13)	
Interest income		(150.82)		(112.82)	
Gain on fair valuation of investments		(24.53)		(13.11)	
Dividend income from mutual fund		(229.69)		(89.12)	
<b>Operating cash flows before movements in working capital</b>		<b>18,772.61</b>		<b>14,357.31</b>	
<b>Working capital changes:</b>					
(Increase) in trade receivables		(976.36)		(357.19)	
Decrease in financial assets		78.96		409.95	
(Increase) in other assets		(885.44)		(632.22)	
(Increase)/ Decrease in unbilled revenue		(440.89)		396.60	
Increase in trade payables		1,144.26		247.27	
Increase in financial liabilities		83.15		336.82	
Increase/ (Decrease) in other liabilities		146.76		(222.48)	
<b>Cash generated from operations</b>		<b>17,923.05</b>		<b>14,536.06</b>	
Taxes paid (net of refunds)		(4,576.34)		(2,711.56)	
<b>Net cash from operating activities (A)</b>		<b>13,346.71</b>		<b>11,824.50</b>	
<b>Cash flows from investing activities</b>					
Purchase of property, plant and equipment and intangible assets		(1,957.62)		(1,756.36)	
Proceeds from sale of property, plant and equipment		1,364.35		15.37	
Interest received on bank deposits		133.46		55.97	
Dividend received on mutual fund investments		229.69		89.12	
Purchase of mutual fund		(22,778.54)		(17,048.71)	
Proceeds from redemption of mutual fund		22,038.63		14,509.02	
Bank deposits having maturity more than 3 months - placed		(6,835.89)		(3,181.85)	
Bank deposits having maturity more than 3 months - matured		9,121.82		-	
<b>Net cash generated from/ (used in) investing activities (B)</b>		<b>1,315.90</b>		<b>(7,317.44)</b>	
<b>Cash flow from financing activities</b>					
Dividend paid		(11,941.01)		(5,074.92)	
Repayment of lease liabilities		(1,095.73)		(1,003.63)	
Interest paid		(206.67)		(343.19)	
<b>Net cash (used in) financing activities (C)</b>		<b>(13,243.41)</b>		<b>(6,421.74)</b>	
<b>Net increase/ (decrease) in cash and cash equivalents (A+B+C)</b>		<b>1,419.20</b>		<b>(1,914.68)</b>	
Cash and cash equivalents at the beginning of the year		3,014.08		4,799.72	
Effect of exchange differences on cash and cash equivalents held in foreign currency		37.94		129.04	
<b>Cash and cash equivalents at the end of the year</b>		<b>4,471.22</b>		<b>3,014.08</b>	
<b>Reconciliation of liabilities from financing activities for the year ended 30 June 2023</b>					
(Rupees lakhs)					
Particulars	As at 30 June 2022	Impact of Ind AS 116	Repayment	Fair value changes	As at 30 June 2023
Lease liabilities	2,496.43	269.50	(1,302.40)	-	1,463.53
<b>Total liabilities from financing activities</b>	<b>2,496.43</b>	<b>269.50</b>	<b>(1,302.40)</b>	<b>-</b>	<b>1,463.53</b>
<b>Reconciliation of liabilities from financing activities for the year ended 30 June 2022</b>					
(Rupees lakhs)					
Particulars	As at 30 June 2021	Impact of Ind AS 116	Repayment	Fair value changes	As at 30 June 2022
Lease liabilities	3,885.13	(41.88)	(1,346.82)	-	2,496.43
<b>Total liabilities from financing activities</b>	<b>3,885.13</b>	<b>(41.88)</b>	<b>(1,346.82)</b>	<b>-</b>	<b>2,496.43</b>
See accompanying notes to the consolidated financial results					



Notes to the consolidated financial results

- 1 The audited consolidated Financial Results for the year ended 30 June 2023 and unaudited consolidated Financial Results for the quarter ended 30 June 2023 were reviewed by the Audit Committee and were approved by the Board of Directors in its meeting held on 27 July 2023. The statutory auditors, Deloitte Haskins & Sells LLP have expressed an unmodified opinion / conclusion.
- 2 The Statement has been prepared in accordance with the recognition and measurement principles laid down in the Indian Accounting Standards prescribed under Section 133 of the Companies Act, 2013 read with the relevant rules thereunder and the terms of the SEBI (Listing Obligations and Disclosure Requirements) Regulations, 2015, as amended.
- 3 The figures for the quarter ended 30 June 2023 and 30 June 2022 are the balancing figures between audited figures in respect of the full financial year and the published unaudited year to date figures upto third quarter of the respective financial years.
- 4 Based on the "management approach" as defined in Ind AS 108-Operating Segments, the Chief Operating Decision Maker evaluates the Group's performance as a single business segment namely travel and transportation vertical.
- 5 The Board of Directors has recommended a final dividend of Rs. 30/- per equity share, subject to the approval of the shareholders at the ensuing Annual General Meeting.
- 6 The Exceptional items for the quarter ended 31 March 2023 and year ended 30 June 2023 consist of profit on sale of Property, Plant & Equipment (1st floor of Building 'Sharada Arcade' ) at Pune.
- 7 Ms. Meena Jagtiani (DIN: 08396893) was appointed as an Independent Director by the Board of Directors of the Company for a period of 5 years with effect from 27 June 2023. The appointment is subject to the approval of shareholders through postal ballot.
- 8 Mr. Nani Javeri (DIN: 02731854) has completed his tenure as an Independent Director of the Company and has accordingly retired with effect from the close of business hours on 7 July, 2023.
- 9 The Parliament has approved Code on Social Security, 2020 ("Code") relating to various employee benefits including post-employment benefits. While the Code has received the President's assent and also been published, the effective date is yet to be notified and the rules to be prescribed. The impact on the financial results shall be assessed and recorded once the Code becomes effective and relevant rules thereunder are prescribed.
- 10 Figures for the previous periods/ year have been regrouped/ reclassified wherever necessary to make them comparable.
- 11 The financial results of the Company on a standalone basis for the quarter and year ended 30 June 2023 are summarised below.


(Rupees Lakhs)

Particulars	Quarter Ended			Year Ended	
	30 June 2023	31 March 2023	30 June 2022	30 June 2023	30 June 2022
	(Unaudited Note 3)	(Unaudited)	(Unaudited Note 3)	(Audited)	(Audited)
Revenue from operations	10,628.47	10,387.75	9,135.30	41,160.11	32,717.23
Profit before tax	3,948.17	4,873.68	3,509.03	15,839.61	10,149.22
Profit for the period	2,940.17	3,613.82	2,703.04	11,850.58	7,743.76

Place: Mumbai  
Date : 27 July 2023



For Accelya Solutions India Limited

  
Gurudas Shenoy  
Managing Director  
DIN: 03573375

**INDEPENDENT AUDITOR'S REPORT ON AUDIT OF ANNUAL CONSOLIDATED FINANCIAL RESULTS AND REVIEW OF QUARTERLY FINANCIAL RESULTS**

**TO THE BOARD OF DIRECTORS OF  
ACCELYA SOLUTIONS INDIA LIMITED**

**Opinion and Conclusion**

We have (a) audited the Consolidated Financial Results for the year ended June 30, 2023 and (b) reviewed the Consolidated Financial Results for the quarter ended June 30, 2023 (refer 'Other Matter' section below), which were subject to limited review by us, both included in the accompanying "Statement of Consolidated Financial Results for the Quarter and Year Ended June 30, 2023" of **Accelya Solutions India Limited** ("the Parent") and its subsidiaries (the Parent and its subsidiaries together referred to as "the Group"), ("the Statement"), being submitted by the Parent pursuant to the requirements of Regulation 33 of the SEBI (Listing Obligations and Disclosure Requirements) Regulations, 2015, as amended ("the Listing Regulations").

**(a) Opinion on Annual Consolidated Financial Results**

In our opinion and to the best of our information and according to the explanations given to us, the Consolidated Financial Results for the year ended June 30, 2023:

- i. includes the results of the following entities:
  - (a) Accelya Solutions India Limited, the Parent
  - (b) Accelya Solutions UK Limited, the subsidiary
  - (c) Accelya Solutions Americas Inc, the subsidiary
  - (d) Kale Consultant Limited Employees Welfare Trust, Controlled Trust
- ii. is presented in accordance with the requirements of Regulation 33 of the SEBI (Listing Obligations and Disclosure Requirements) Regulations, 2015, as amended; and
- iii. gives a true and fair view in conformity with the recognition and measurement principles laid down in the Indian Accounting Standards and other accounting principles generally accepted in India of the consolidated net profit and consolidated total comprehensive income and other financial information of the Group for the year ended June 30, 2023.

**(b) Conclusion on Unaudited Consolidated Financial Results for the quarter ended June 30, 2023**

With respect to the Consolidated Financial Results for the quarter ended June 30, 2023, based on our review conducted and procedures performed as stated in paragraph (b) of Auditor's Responsibilities section below, nothing has come to our attention that causes us to believe that the Consolidated Financial Results for the quarter ended June 30, 2023, prepared in accordance with the recognition and measurement principles laid down in the Indian Accounting Standards and other accounting principles generally accepted in India, has



not disclosed the information required to be disclosed in terms of Regulation 33 of the SEBI (Listing Obligations and Disclosure Requirements) Regulations, 2015, as amended, including the manner in which it is to be disclosed, or that it contains any material misstatement.

**Basis for Opinion on the Audited Consolidated Financial Results for the year ended June 30, 2023**

We conducted our audit in accordance with the Standards on Auditing (“SAs”) specified under Section 143(10) of the Companies Act, 2013 (“the Act”). Our responsibilities under those Standards are further described in paragraph (a) of Auditor’s Responsibilities section below. We are independent of the Group in accordance with the Code of Ethics issued by the Institute of Chartered Accountants of India (“the ICAI”) together with the ethical requirements that are relevant to our audit of the Consolidated Financial Results for the year ended June 30, 2023 under the provisions of the Act and the Rules thereunder, and we have fulfilled our other ethical responsibilities in accordance with these requirements and the ICAI’s Code of Ethics. We believe that the audit evidence obtained by us is sufficient and appropriate to provide a basis for our audit opinion.

**Management’s Responsibilities for the Statement**

This Statement, which includes the Consolidated Financial Results is the responsibility of the Parent’s Board of Directors and has been approved by them for the issuance. The Consolidated Financial Results for the year ended June 30, 2023 has been compiled from the related audited consolidated financial statements for the year ended June 30, 2023. This responsibility includes the preparation and presentation of the Consolidated Financial Results for the quarter and year ended June 30, 2023 that give a true and fair view of the consolidated net profit and consolidated other comprehensive income and other financial information in accordance with the recognition and measurement principles laid down in the Indian Accounting Standards prescribed under Section 133 of the Act read with relevant rules issued thereunder and other accounting principles generally accepted in India and in compliance with Regulation 33 of the Listing Regulations.

The respective Board of Directors of the companies included in the Group are responsible for maintenance of adequate accounting records in accordance with the provisions of the Act for safeguarding the assets of the Group and for preventing and detecting frauds and other irregularities; selection and application of appropriate accounting policies; making judgments and estimates that are reasonable and prudent; and the design, implementation and maintenance of adequate internal financial controls, that were operating effectively for ensuring the accuracy and completeness of the accounting records, relevant to the preparation and presentation of the respective financial results that give a true and fair view and are free from material misstatement, whether due to fraud or error, which have been used for the purpose of preparation of this Consolidated Financial Results by the Directors of the Parent, as aforesaid.

In preparing the Consolidated Financial Results, the respective Board of Directors of the companies included in the Group are responsible for assessing the ability of the respective entities to continue as a going concern, disclosing, as applicable, matters related to going concern and using the going concern basis of accounting unless the respective Board of Directors either intends to liquidate their respective entities or to cease operations, or has no realistic alternative but to do so.

The respective Board of Directors of the companies included in the Group are responsible for overseeing the financial reporting process of the Group.



**Auditor's Responsibilities**

**(a) Audit of the Consolidated Financial Results for the year ended June 30, 2023**

Our objectives are to obtain reasonable assurance about whether the Consolidated Financial Results for the year ended June 30, 2023 as a whole is free from material misstatement, whether due to fraud or error, and to issue an auditor's report that includes our opinion. Reasonable assurance is a high level of assurance, but is not a guarantee that an audit conducted in accordance with SAs will always detect a material misstatement when it exists. Misstatements can arise from fraud or error and are considered material if, individually or in the aggregate, they could reasonably be expected to influence the economic decisions of users taken on the basis of this Consolidated Financial Results.

As part of an audit in accordance with SAs, we exercise professional judgment and maintain professional skepticism throughout the audit. We also:

- Identify and assess the risks of material misstatement of the Annual Consolidated Financial Results, whether due to fraud or error, design and perform audit procedures responsive to those risks, and obtain audit evidence that is sufficient and appropriate to provide a basis for our opinion. The risk of not detecting a material misstatement resulting from fraud is higher than for one resulting from error, as fraud may involve collusion, forgery, intentional omissions, misrepresentations, or the override of internal control.
- Obtain an understanding of internal control relevant to the audit in order to design audit procedures that are appropriate in the circumstances, but not for the purpose of expressing an opinion on the effectiveness of the such controls.
- Evaluate the appropriateness of accounting policies used and the reasonableness of accounting estimates made by the Board of Directors.
- Evaluate the appropriateness and reasonableness of disclosures made by the Board of Directors in terms of the requirements specified under Regulation 33 of the Listing Regulations.
- Conclude on the appropriateness of the Board of Directors' use of the going concern basis of accounting and, based on the audit evidence obtained, whether a material uncertainty exists related to events or conditions that may cast significant doubt on the ability of the Group to continue as a going concern. If we conclude that a material uncertainty exists, we are required to draw attention in our auditor's report to the related disclosures in the Statement or, if such disclosures are inadequate, to modify our opinion. Our conclusions are based on the audit evidence obtained up to the date of our auditor's report. However, future events or conditions may cause the Group to cease to continue as a going concern.
- Evaluate the overall presentation, structure and content of the Annual Consolidated Financial Results, including the disclosures, and whether the Annual Consolidated Financial Results represent the underlying transactions and events in a manner that achieves fair presentation.
- Obtain sufficient appropriate audit evidence regarding the Annual Standalone Financial Information of the entities within the Group to express an opinion on the Annual Consolidated Financial Results.





## **Deloitte Haskins & Sells LLP**

Materiality is the magnitude of misstatements in the Annual Consolidated Financial Results that, individually or in aggregate, makes it probable that the economic decisions of a reasonably knowledgeable user of the Annual Consolidated Financial Results may be influenced. We consider quantitative materiality and qualitative factors in (i) planning the scope of our audit work and in evaluating the results of our work; and (ii) to evaluate the effect of any identified misstatements in the Annual Consolidated Financial Results.

We communicate with those charged with governance of the Parent regarding, among other matters, the planned scope and timing of the audit and significant audit findings including any significant deficiencies in internal control that we identify during our audit.

We also provide those charged with governance with a statement that we have complied with relevant ethical requirements regarding independence, and to communicate with them all relationships and other matters that may reasonably be thought to bear on our independence, and where applicable, related safeguards.

### **(b) Review of the Consolidated Financial Results for the quarter ended June 30, 2023**

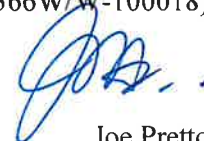
We conducted our review of the Consolidated Financial Results for the quarter ended June 30, 2023 in accordance with the Standard on Review Engagements (“SRE”) 2410 ‘Review of Interim Financial Information Performed by the Independent Auditor of the Entity’, issued by the ICAI. A review of interim financial information consists of making inquiries, primarily of the Company’s personnel responsible for financial and accounting matters, and applying analytical and other review procedures. A review is substantially less in scope than an audit conducted in accordance with SAs specified under section 143(10) of the Act and consequently does not enable us to obtain assurance that we would become aware of all significant matters that might be identified in an audit. Accordingly, we do not express an audit opinion.

The Statement includes the results of the entities as listed under paragraph (a)(i) of Opinion and Conclusion section above.

### **Other Matter**

The Statement includes the results for the Quarter ended June 30, 2023 being the balancing figure between audited figures in respect of the full financial year and the published year to date figures up to the third quarter of the current financial year which were subject to limited review by us. Our report on the Statement is not modified in respect of this matter.

For DELOITTE HASKINS & SELLS LLP  
Chartered Accountants  
(Firm’s Registration No. 117366W/W-100018)



Joe Pretto  
(Partner)

(Membership No. 77491)

UDIN : 23077491BGXCWN5411

Place: Mumbai  
Date: July 27, 2023



accelya

Accelya Solutions India Limited  
Regd. Office: 5<sup>th</sup> & 6<sup>th</sup> Floor,  
Building No. 4, Raheja Woods,  
River Side 25A, West Avenue,  
Kalyani Nagar, Pune 411 006  
CIN: L74140PN1986PLC041033  
T: +91 20 6608 3777  
w3.accelya.com

27<sup>th</sup> July, 2023

The Manager,  
Listing Department,  
National Stock Exchange of India Limited,  
Exchange Plaza, 5<sup>th</sup> Floor,  
Plot No. C-1/ G Block,  
Bandra- Kurla Complex,  
Bandra (East) Mumbai – 400 051  
Scrip Code: ACCELYA

Deputy General Manager,  
Corporate Relationship Department,  
BSE Limited,  
Phiroze Jeejeebhoy Towers,  
Dalal Street, Fort,  
Mumbai – 400 001

Scrip Code: 532268

Dear Sir/ Madam,

**Sub: Declaration under Regulation 33(3)(d) of SEBI (Listing Obligations and Disclosure Requirements) Regulations, 2015**

We hereby declare that the Statutory Auditors of the Company, Deloitte, Haskins & Sells, LLP Chartered Accountants, (Firm's Registration No. 117366W / W-100018) have issued an Audit Report with unmodified opinion on the Audited Financial Results of the Company (Standalone and Consolidated) for the year ended 30<sup>th</sup> June, 2023.

This declaration is given in compliance with Regulation 33(3)(d) of SEBI (Listing Obligations and Disclosure Requirements) Regulations, 2015 as amended by SEBI (Listing Obligations and Disclosure Requirements) (Amendment) Regulations, 2016, vide Notification No. SEBI/ LAD-NRO/GN/2016-17/001 dated May 25, 2016 and Circular No. CIR/CFD/CMD/56/2016 dated May 27, 2016.

Kindly take this declaration on record.

Thanking you,  
For Accelya Solutions India Limited

Uttamkumar Bhati  
Chief Financial officer





accelya

Accelya Solutions India Limited  
Regd. Office: 5<sup>th</sup> & 6<sup>th</sup> Floor,  
Building No. 4, Raheja Woods,  
River Side 25A, West Avenue,  
Kalyani Nagar, Pune 411 006  
CIN: L74140PN1986PLC041033  
T: +91 20 6608 3777  
w3.accelya.com

27<sup>th</sup> July, 2023

The Manager,  
Listing Department,  
National Stock Exchange of India Limited,  
Exchange Plaza, 5<sup>th</sup> Floor,  
Plot No. C-1/ G Block,  
Bandra- Kurla Complex,  
Bandra (East) Mumbai – 400 051  
Scrip Code: ACCELYA

Deputy General Manager,  
Corporate Relationship Department,  
BSE Limited,  
Phiroze Jeejeebhoy Towers,  
Dalal Street, Fort,  
Mumbai – 400 001

Scrip Code: 532268

Dear Sir/ Madam,

**Sub: Press Release**

We enclose a Press Release titled “Accelya Solutions’ Consolidated Income for Q4 at Rs. 1,225.03 Million.”

Kindly take the above on record.

Thanking you,

For Accelya Solutions India Limited

Ninad Umranikar  
Company Secretary  
Membership No.: A14201

Encl: a/a



# accelya

Accelya Solutions India Limited  
801, Tower A, Embassy 247 Park  
LBS Marg, Vikhroli (W), Mumbai 400 083, India  
CIN: L74140PN1986PLC041033  
T: +91 22 6856 8888

## Accelya Solutions' Consolidated Income for Q4 at Rs. 1,225.03 Million

### Quarter Highlights:


- Recommends final dividend of Rs. 30 per share. Total dividend payout for FY23 to be Rs. 65 per share.

**Mumbai, 27<sup>th</sup> July 2023:** Accelya Solutions India Limited, an Accelya Group company and a leading provider of financial and commercial solutions to the Airline and Travel industry, has recorded consolidated operating income of Rs. 1,225.03 million for the quarter ended June 2023 compared to Rs. 1,194.59 million for the quarter ended March 2023. The Consolidated PAT stood at Rs. 321.09 million compared to Rs. 362.95 million for the quarter ended March 2023.

For the quarter ended June 2022, the consolidated operating income and PAT stood at Rs. 1,031.18 million and Rs. 251.66 million respectively.

Mr. Gurudas Shenoy, Managing Director, Accelya Solutions said, "I am pleased to inform you that the board has recommended a final dividend of Rs. 30 for the year."

Accelya Solutions provides comprehensive financial and business intelligence solutions to the airline industry. Accelya's solutions are available as hosted and outsourced in pay-per-use models. These innovative models are beneficial for customers since they reduce upfront capital investments. The return on investment on the pay-per-use model is quite fast since the business benefits of the solution pays for itself. Accelya Solutions thereby partners with customers in sharing risks and rewards.





## About Accelya Solutions

Accelya Solutions India Limited is part of the Accelya Group.

Visit us at: <https://w3.accelya.com/investor-relations>

## About Accelya Group

Accelya is a leading global provider of technology platforms, software and services to the travel and transport industry. Accelya has been delivering business-critical financial, commercial, cargo and analytics solutions for more than 40 years. The company has over 250 airline customers, operations spread across 11 countries, and employs over 2,500 professionals worldwide.

Accelya offers a modular suite of technology solutions for air travel, from offer to settlement, solving critical business problems for airlines, travel agents and industry bodies such as IATA.

Accelya's solutions are organized around customers' key functions including commercial planning and optimization, sales and distribution management, and financial reconciliation and settlement. Paramount to Accelya's success is the exceptional breadth of understanding of industry data which enables the delivery of insightful and reliable solutions that reduce process friction in a complex inter-dependent industry.

For more details visit [w3.accelya.com](http://w3.accelya.com).

### **For additional information, please contact:**

**Uttamkumar Bhati**

Chief Financial Officer

Accelya Solutions India Limited

Tel: +91-22-68568888

**INVESTORS:**

Email: [accelyaIndia.investors@accelya.com](mailto:accelyaIndia.investors@accelya.com)

**MEDIA:**

Email: [media@accelya.com](mailto:media@accelya.com)





**Safe Harbor:**

*Certain statements in this release concerning our future growth prospects are forward-looking statements which involve a number of risks and uncertainties that could cause actual results to differ materially from those in such forward-looking statements. The risks and uncertainties relating to these statements include, but are not limited to, risks and uncertainties regarding fluctuations in earnings, our ability to manage growth, intense competition in IT services including those factors which may affect our cost advantage, wage increases in India, our ability to attract and retain highly skilled professionals, time and cost overruns on fixed-price, fixed-time frame contracts, client concentration, restrictions on immigration, our ability to manage our international operations, reduced demand for technology in our key focus areas, disruptions in telecommunication networks, our ability to successfully complete and integrate potential acquisitions, liability for damages on our service contracts, withdrawal of governmental fiscal incentives, political instability, legal restrictions on raising capital or acquiring companies outside India, and unauthorized use of our intellectual property and general economic conditions affecting our industry. The company does not undertake to update any forward-looking statement that may be made from time to time by or on behalf of the company.*

