



# SAGAR CEMENTS LIMITED

SCL:SEC:NSE:BSE:2019-20

August 12, 2019

The National Stock Exchange of India Ltd.,  
"Exchange Plaza", 5<sup>th</sup> Floor  
Bandra – Kurla Complex  
Bandra (East)  
**Mumbai – 400 051**

The Secretary  
Bombay Stock Exchange Limited  
P J Towers  
Dalal Street  
**Mumbai – 400 001**

**Symbol: SAGCEM**

**Scrip Code: 502090**

**Series: EQ**

Dear Sirs

## Corporate Presentation

...

We are uploading a brief up-dated presentation about our company on our website. A copy of the said presentation is also forwarded herewith for your reference and the same will also be shared at our meetings with investors as and when held.

Thanking you

Yours faithfully  
For Sagar Cements Limited

  
R. Sundararajan  
Company Secretary





# Sagar Cements Limited

Corporate Presentation



This presentation and the accompanying slides (the “Presentation”), have been prepared by Sagar Cements Limited (the “Company”), solely for information purposes and do not constitute a prospectus, offering circular or offering memorandum or an offer, or a solicitation of any offer, to purchase or sell, any shares and should not be considered as a recommendation that any investor should subscribe for or purchase any of the Company’s equity shares or its other securities. This Presentation is strictly confidential and may not be copied or disseminated, in whole or in part, or in any manner or for any purpose. No person is authorized by the Company to give any information or to make any representation not contained in or inconsistent with this Presentation and if given or made, such information or representation must not be relied upon as having been authorized by any person. Failure to comply with this restriction may constitute a violation of the applicable securities laws.

This Presentation has been prepared by the Company based on information and data which the Company considers reliable, but the Company makes no representation or warranty, express or implied, whatsoever, and no reliance shall be placed on, the truth, accuracy, completeness, fairness and reasonableness of the contents of this Presentation. This Presentation may not be all inclusive and may not contain all of the information that you may consider material. Any liability in respect of the contents of, or any omission from, this Presentation is expressly excluded.

Certain matters discussed in this Presentation, may contain statements regarding the Company’s market opportunity and business prospects that are individually and collectively forward looking statements. Such forward-looking statements are not guarantees of future performance and are subject to known and unknown risks, uncertainties and assumptions that are difficult to predict. These risks and uncertainties include, but are not limited to, the performance of the Indian economy and of the economies of various international markets, the performance of the cement industry in India and world-wide, competition, the company’s ability to successfully implement its strategy, the Company’s future levels of growth and expansion, technological implementation, changes and advancements, changes in revenue, income or cash flows, the Company’s market preferences and its exposure to market risks, as well as other risks. The Company’s actual results, levels of activity, performance or achievements could differ materially and adversely from results expressed in or implied by this Presentation. The Company assumes no obligation to update any forward-looking information contained in this Presentation. Any forward-looking statements and projections made by third parties included in this Presentation are not adopted by the Company and the Company is not responsible for such third party statements and projections. The information contained herein is subject to change without notice. Past performance is not indicative of future results.

None of the Company, its Directors, Promoters or affiliates, nor any of its or their respective employees, advisors or representatives or any other person accepts any responsibility or liability whatsoever, whether arising in tort, contract or otherwise, for any errors, omission or inaccuracies in such information or opinions or for any loss, cost or damage suffered or incurred however arising, directly or indirectly, from any use of this Presentation or its contents or otherwise in connection with this Presentation. By attending this Presentation you acknowledge that you will be solely responsible for your own assessment of the market and the market position of the Company and that you will conduct your own analysis and be solely responsible for forming your own view of the potential future business of the Company.

This document has not been and will not be reviewed or approved by a regulatory authority in India or by any stock exchange in India.

---

<b>Section 1</b>	Sagar Cement Limited - Corporate Overview	5
<b>Section 2</b>	Key Investment Highlights	16
<b>Section 3</b>	Financial Performance	25

---

# Corporate Overview


## Sagar Cement has created a niche in Southern markets and in making inroads in to Eastern markets



Sagar Cements - Mattampally



SC (R) - Gudipadu

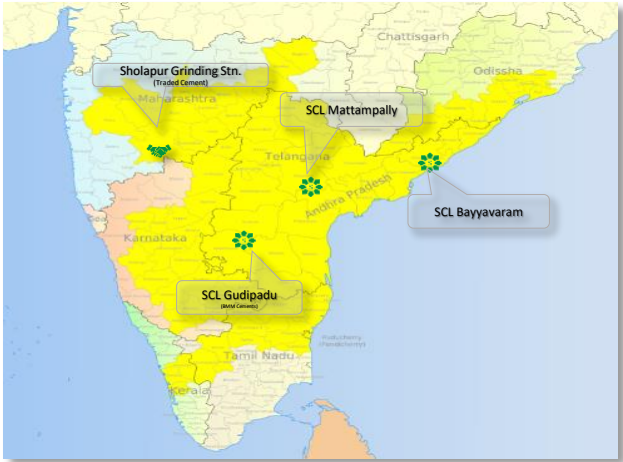


Sagar Cements - Bayyavaram



SC (R) Power Plant

- Established in 1985, Sagar Cement Limited (“SCL”) with its current capacity of 5.75 MTPA tones (including 1.25 mn tones post acquisition of Sagar Cements (R) Ltd, (SC ( R ) ( Previously BMM Cements Ltd) is a dominant cement player in South India
  - Strong presence across all the five key states – AP, Telangana, Tamil Nadu, Kerala and Karnataka
  - Expanding geographic presence in Maharashtra and Odisha
- Primarily manufactures the OPC, PPC, PSC & SRC variety of cement from its plants situated in the Suryapet district of Telangana & at Bayyavaram, Vizag District of Andhra Pradesh and from its subsidiary’s Plant SC ( R ) located at Gudipadu, Tadipatri, Ananthapur Dist. Andhra Pradesh.
- Company has built a strong brand “Sagar Cement” over a period of last 3 decades



### Facilities at a glance

Cement			
Location	Clinker MTPA	Cement MTPA	
Sagar Cements –Mattampally, Suryapet, Telangana	2.80	3.00	
SC (R) – Gudipadu, Anantapur, Andhra Pradesh	1.00	1.25	
Sagar Cements –Bayyavaram, Vizag, Andhra Pradesh	-	1.50	
<b>Total</b>	<b>3.80</b>	<b>5.75</b>	



- Fully integrated & automated facilities
- Distribution – Strong network of ~2,150 dealers
- Channel Mix: Trade 70% : Non Trade 30%
- Track Record of consistent profits, inorganic and organic expansions
- Strong Financials Performance

### Captive Power Plants

Facility	Capacity in MW
Sagar Cements – Waste Heat Recovery Power Plant	8.80
Sagar Cements – Thermal Power Plant	18.00
Sagar Cements – Solar Power Plant	1.25
SC (R) – Thermal Power Plant	25.00
Sagar Cements - Hydro Power Plant (4.3 MW at Guntur & 4 MW at Kurnool in Andhra Pradesh, India)	8.30
<b>Total</b>	<b>61.35</b>



Sagar Cements Limited, Mattampally		Capacity	3.0 MTPA
Location	Mattampally, Telangana		
Markets Catered	AP, Telangana, Odisha, Maharashtra		
Limestone Reserves	> 600 mn Tonnes		

Sagar Cements (R) Limited, Gudipadu		Capacity	1.25 MTPA
Location	Gudipadu, AP		
Markets Catered	AP, Karnataka, TN		
Limestone	174.7 mn Tonnes (20 Yrs Lease)		
Captive Power Plant	25 MW		

Sagar Cements Limited, Bayyavaram		Capacity (Grinding)	1.5 MTPA
Location	Vizag, AP		
Markets Catered	Visakhapatnam, Vizag, Srikakulam and parts of Odisha		

## Fully Automated and Integrated Cement Plants



Mattampally Clinker Plant



Mattampally Grinding Unit




8.8 MW – Waste Heat Recovery Power Plant



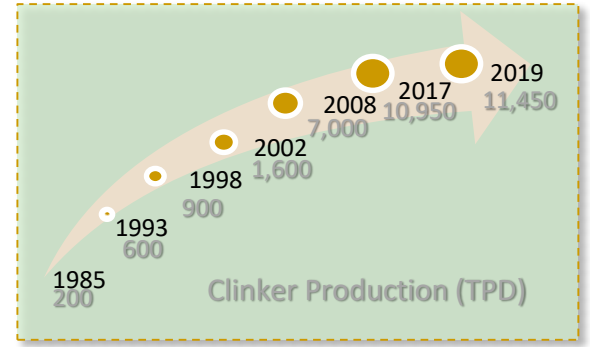
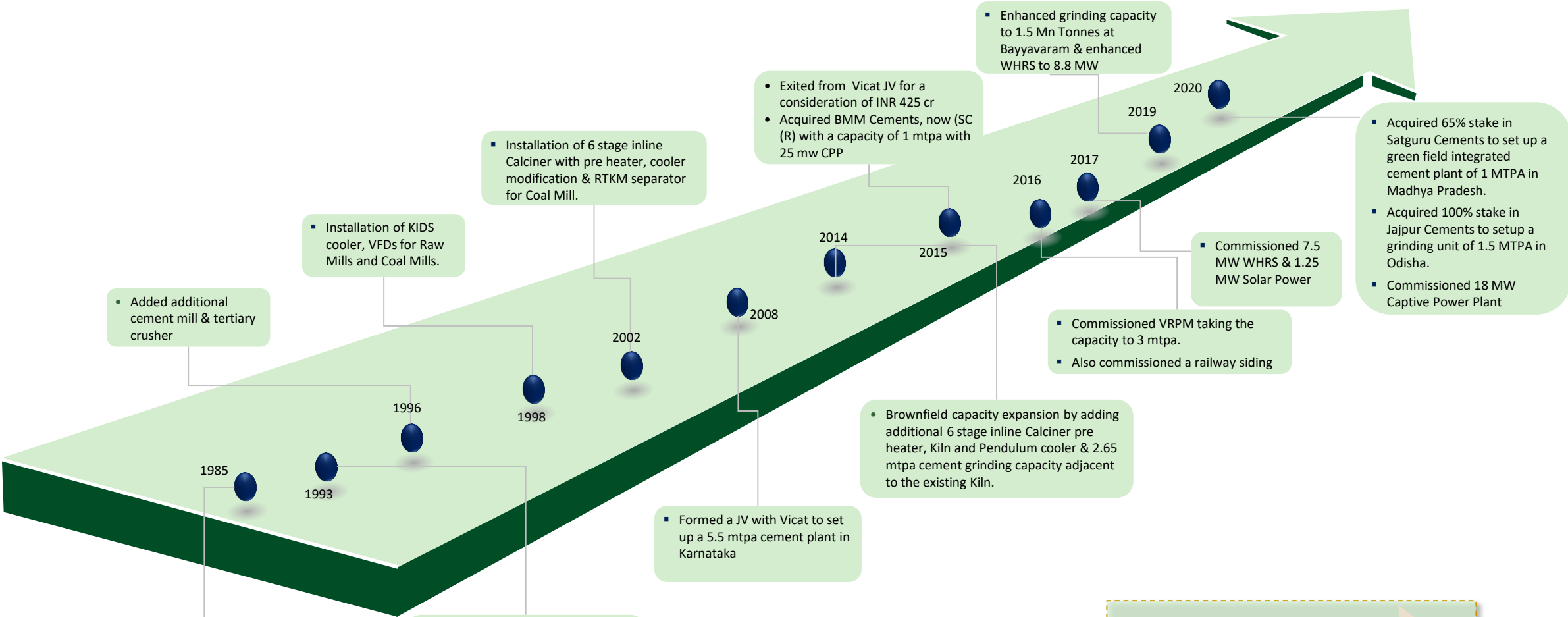
Robotic Lab for consistent quality



Surface Mining – Zero Overburden

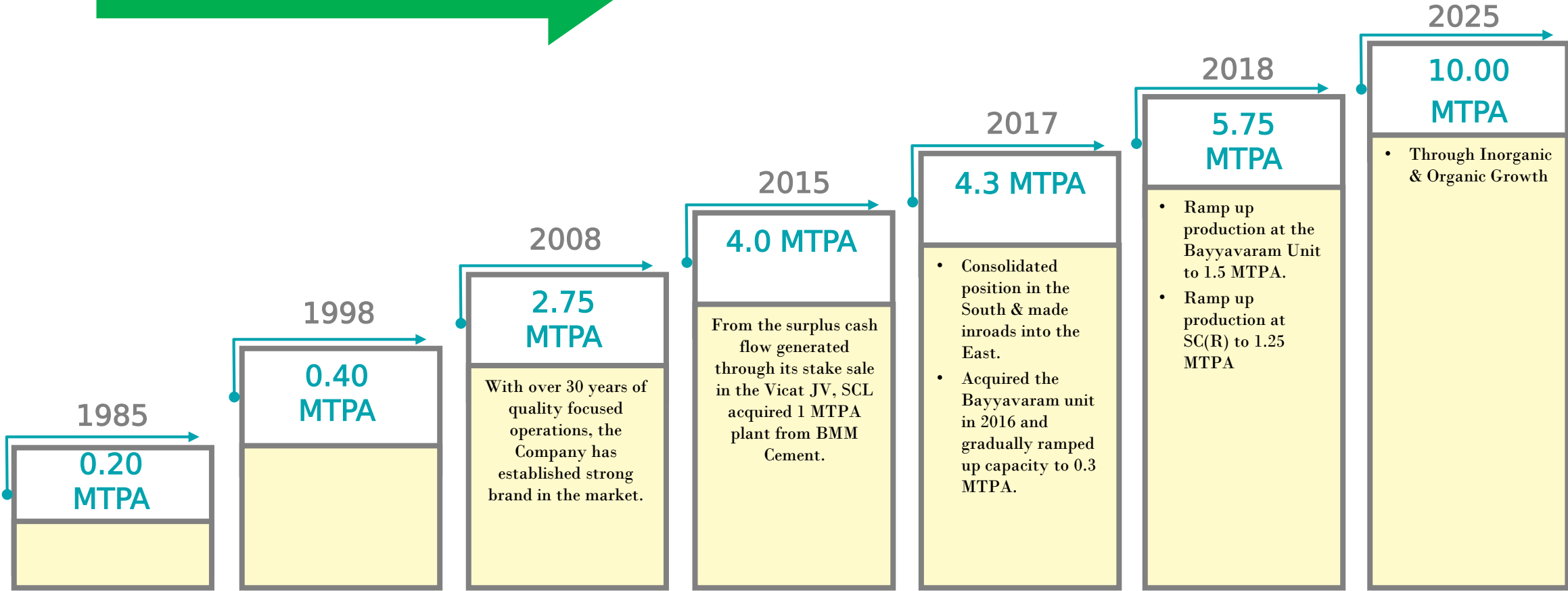


Railway Siding





Vision to double the Capacity every 10 years



## Distribution Network – Focused on South

Distribution & Consignment Agents	# 60
Dealers	# 2150



## Strong Brand Equity & Recall



- Resources**
- Part of Nalgonda & Yerraguntla Cement Cluster
  - Strong limestone reserves:
  - Over 600 mn tons at Mattampally
  - Over 174 mn tons at Anantapur (SC(R))
  - Geographic location with proximity to coal mines (Major Fuel) and ports (less than 150 kms from the plant)
  - Packing Material primarily sourced from a promoter entity

*Access to resources*

*Growing market*

- Market**
- Plants located in close proximity to major markets in the South and select markets in Maharashtra and Odisha
    - Avg lead distance below 300 kms
    - Strong sales network – 2,150 dealers
  - Acquisition of SC(R) and Bayyavaram plants to increase market reach and depth
  - SC(R) – Better margins and reach into the Southern markets
  - Bayyavaram – Capture north AP and South Odisha markets



**Well positioned to accelerate growth**

- State-of-the-art plants**
- Fully automated 3.00 MTPA plant in Mattampally
  - Highly advanced 1.25 MTPA plant in Anantapur
  - 1.50 MTPA unit in Bayyavaram,
  - Group captive power generation of 61.35 MW

*Advanced plants*

*Strong financials*

- Financials**
- Net worth increased over 10x in the last 7 years
  - Long term debt rating of A- (India ratings)
  - Consistent profits
  - Consistent track record of dividends

**Dr.S.Anand Reddy**  
*Managing Director*

- Inducted on the Board in 1991, and later appointed as a Whole-time Director (Marketing and Projects) in 1992 and as Managing Director in 2018.

**Mr S. Sreekanth Reddy**  
*Joint Managing Director*

- After having gained industrial experience of over 15 years, he joined Sagar Cements as its Technical Consultant in 2002 and later was inducted in the Board as a Whole-time Director and appointed as Joint Managing Director in 2018.
- B.E. (I&P)
- Holds PG Dip in Cement Technology

**Mr K Ganesh**  
*Group President*

- Has more than 30 years of experience in Project execution and Operations of Cement Plants.
- Holds B.E (Mechanical)
- Served as Senior Engineer in Bhagawati Priya consulting Engineers Limited, Mumbai

**Mr K Prasad**  
*CFO*

- Has more than 20 years of experience.
- Heading the Finance & Accounts function of the Group.
- Holds M.Com., ACA
- He served as Senior Manager in Sagarsoft (India) Limited

**Mr.P.S.Prasad**  
*President - Marketing*

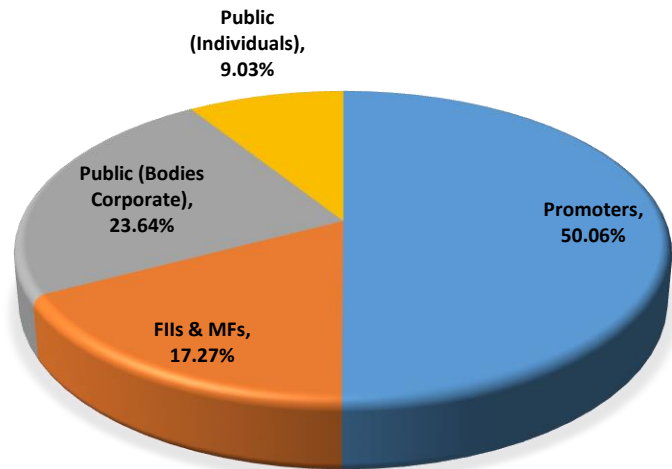
- Has 35 years of experience in Marketing
- Holds Bachelor Degree in Arts
- Worked in various organisations in different levels
- Had served as General Manager – (Marketing) in Sri Vishnu Cements Limited

**R. Soundararajan**  
*Company Secretary,  
Compliance Officer*

- Has more than 40 years of experience.
- Holds FCS, ACMA and a Law degree.
- Heading the Secretarial & Compliance functions of the Group.

	<p><b>Mr O. Swaminatha Reddy</b> Chairman &amp; Independent Director</p>	<ul style="list-style-type: none"> <li>▪ A Financial and Management consultant, known for his acumen in corporate finance. He has been associated with the Board since 1983. Earlier he had served as Chairman of Andhra Bank and AP State Finance Corporation. He is also on the Board of several reputed companies. B.Com.(Hons) ACA</li> </ul>
Executive Directors	<p><b>Dr. S. Anand Reddy</b> <i>Managing Director</i></p>	<ul style="list-style-type: none"> <li>▪ Inducted on the Board on 23rd November 1991, was later appointed as a Whole-time Director (Marketing and Projects) in 1992 and as Managing Director in 2018. He has been instrumental for promoting erstwhile the subsidiary company, Sagar Power Limited, of which he is presently the Managing Director.</li> </ul>
	<p><b>Mr S. Sreekanth Reddy</b> <i>Joint Managing Director</i></p>	<ul style="list-style-type: none"> <li>▪ After having gained industrial experience of over 15 years, he joined Sagar Cements as its Technical Consultant in 2002 and was inducted in the Board as a Whole-time Director and as Joint Managing Director in 2018.</li> <li>▪ B.E. (I &amp; P)</li> <li>▪ PG Dip in Cement Technology</li> </ul>
Non-executive Directors	<p><b>Mr K. Thanu Pillai</b> <i>Independent Director</i></p>	<ul style="list-style-type: none"> <li>▪ Appointed as Director on 27<sup>th</sup> February 1997. He has more than 30 years of experience in Banking and retired as Managing Director of State Bank of Hyderabad. He is also on the Board of several companies.</li> <li>▪ M.B.A. , CAIIB</li> </ul>
	<p><b>Mr John-Eric Bertrand</b> <i>Director</i></p>	<ul style="list-style-type: none"> <li>▪ Investment Manager at Ackermans &amp; van Haaren NV. Before joining AVH, he worked as Senior Consultant at Roland Berger Strategy Consultants.</li> <li>▪ Commercial Engineer &amp; MBA</li> </ul>
	<p><b>Mr V.H. Ramakrishnan</b> <i>Independent Director</i></p>	<ul style="list-style-type: none"> <li>▪ Extensive experience for more than 35 years in both Domestic and International Banking during his career with Bank of India. Retired as its General Manager (International) in April, 2001</li> <li>▪ BSC, ACA, ACMA</li> </ul>
	<p><b>Smt. S. Rachana</b> <i>Director</i></p>	<ul style="list-style-type: none"> <li>▪ is Executive Director in Panchavati Poly Fibre Limited</li> <li>▪ Holds Bachelor Degree in Science</li> </ul>
	<p><b>Mr T.Nagesh Reddy</b> <i>Nominee Director</i></p>	<ul style="list-style-type: none"> <li>▪ Nominee Director of APIDC</li> </ul>

## Shareholding Pattern (As on June 30, 2019)



## Select Public Investors

SN	Shareholders	% Holding
1	AVH Resources India Pvt Limited	17.57
2	Mutual Funds	12.18
3	Twinvest Financial Services	3.99

## Capital Structure

Particulars	Nominal Amount (Rs.)
Authorised Share Capital (2,20,00,000 equity Shares of Rs.10/- each)	22,00,00,000
Issued, Subscribed and Paid up Share Capital (2,04,00,000 equity Shares of Rs.10/- each)	20,40,00,000



## RV Consulting

- Reputed Turn Key Solutions provider (Design, Engineering & Project Management) to Cement Industry & Small Hydro Power Projects
- **Select Customers include:**
  - Bharathi Cement Corporation Limited, Vicat Sagar Cement Private Limited, Maruthi Cements Limited, Nepal, Keerthi Industries Limited, Hyderabad, Super Hydro Electric Private Limited, Syrian Cement Co., Aleppo, Alchaba Cement, Syria, Trotus Cement, Syria, Amrit Cement, Meghalaya



## Sagar Soft (India) Limited

- Incorporated in 1996, engaged in providing software development and consultancy services in India and the United States
- Primarily offerings include mobility, enterprise solutions, as well as research and data mining, social media engagement, financial analytic and business intelligence, testing and quality assurance, and technology related solutions across sectors
- Sagarsoft provides its services using onsite, offsite, offshore and hybrid delivery models
- Listed on BSE Limited



## Sagar Power Limited

- Engaged in operating hydroelectric power generation. The company was incorporated in 1994
- **Projects:**
  - Wind Power : 1.65 MW capacity on June 2nd 2009 at Theni Dist., Tamil Nadu and expected PLF is 32%
  - Owns 100% stake in Super Hydro Electric Pvt Ltd., which is implementing Hydro Power Generation Plants of combined capacity of 28.3 MW in Uttarakhand

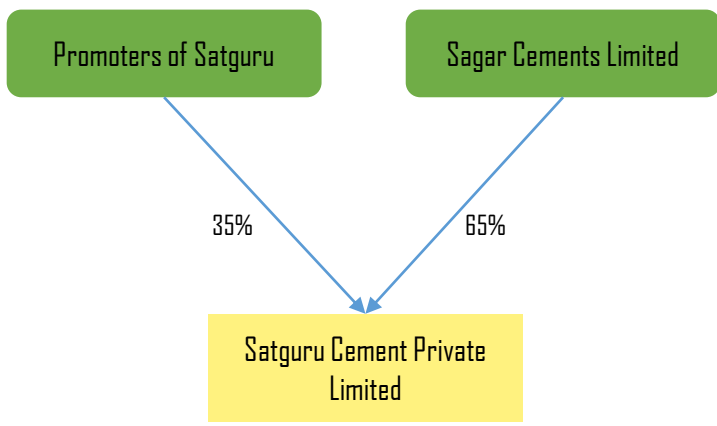


## Panchvati Polyfibers Limited

- Incorporated in 1984, Engaged in manufacturing PP Fabric / Woven Sacks for Cement Industries
- **Capacity:** Manufacturing of Woven Sacks with a capacity of 58.50 Million sacks with 90 Looms
- **Select Customers include:**
  - Sagar Cements, My Home Cements, Penna Cements and other Cement Industries in Andhra Pradesh

## New Investment Highlights



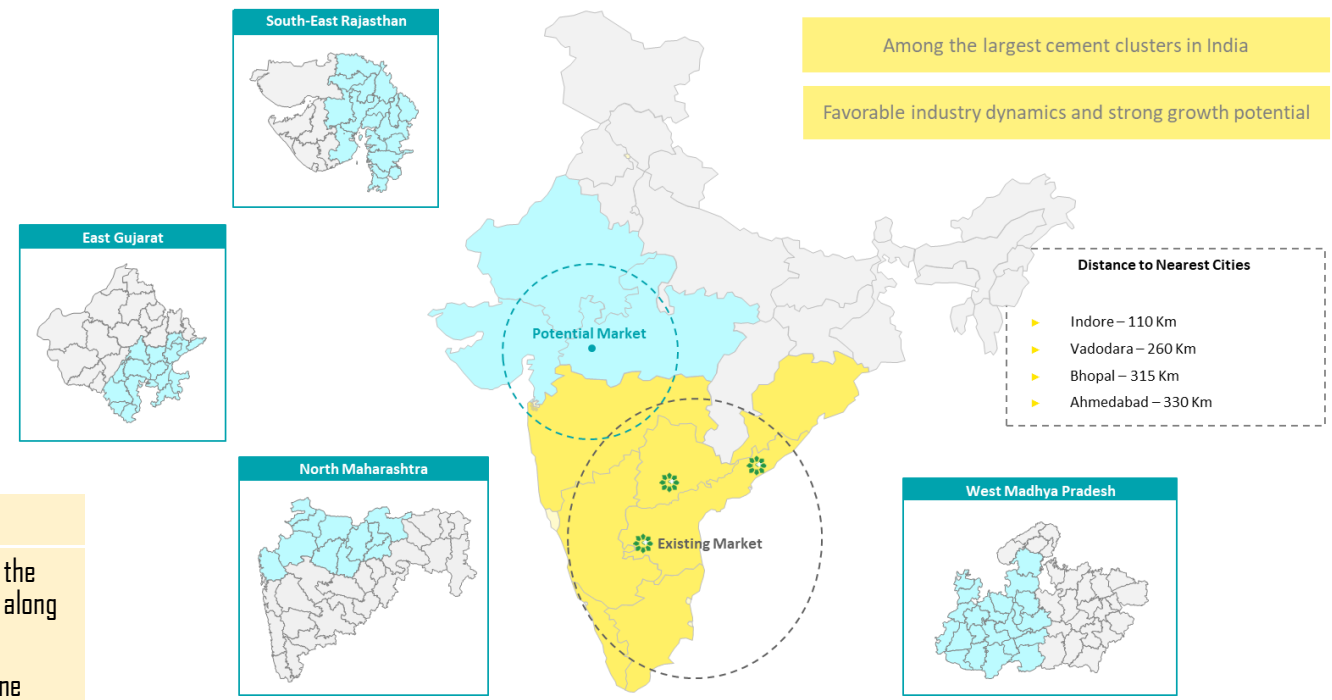


Project funding	
External funds	INR 2,750 mn
SCL and its promoters	INR 1,500 mn
<b>Total project cost</b>	<b>INR 4,250 mn</b>

Capacity	
Clinker	2,200 TPD (0.7 MTPA)
Cement	3,000 TPD (~1 MTPA)
Captive Power Power	5 MW waste heat recovery

- ### Investment Highlights
- ▶ SCL will fund the entire capex for the construction of a ~1 MTPA facility along with a 5 MW WHR power plant
  - ▶ Addition of 60 mn tons of limestone reserves
  - ▶ Basic civil structures from existing plant can be utilized for the project
  - ▶ 2-year estimated construction period

## Systematic expansion into new markets



~ 1 MTPA capacity

75-80% capacity utilization

Estimated EBITDA of ~INR 850 per ton

Estimated EBITDA of ~INR 550 mn

Sagar Cements Limited

100%

Jajpur Cement Private Limited (JCPL)

- ### Investment Highlights
- JCPL has been allocated ~27 acres of land in the Kalinga Nagar Industrial Area, Jajpur.
  - SCL has acquired the entire shareholding from the current promoters to construct a 1.5 MTPA cement grinding facility.
  - Clinker will be sourced from the Matampally plant.

Project funding	
External funds	INR 2,000 mn
SCL	INR 1,080 mn
<b>Total project cost</b>	<b>INR 3,080 mn</b>

Capacity	
Cement	1.5 MTPA
Product Mix	PSC - 90% PPC - 10%

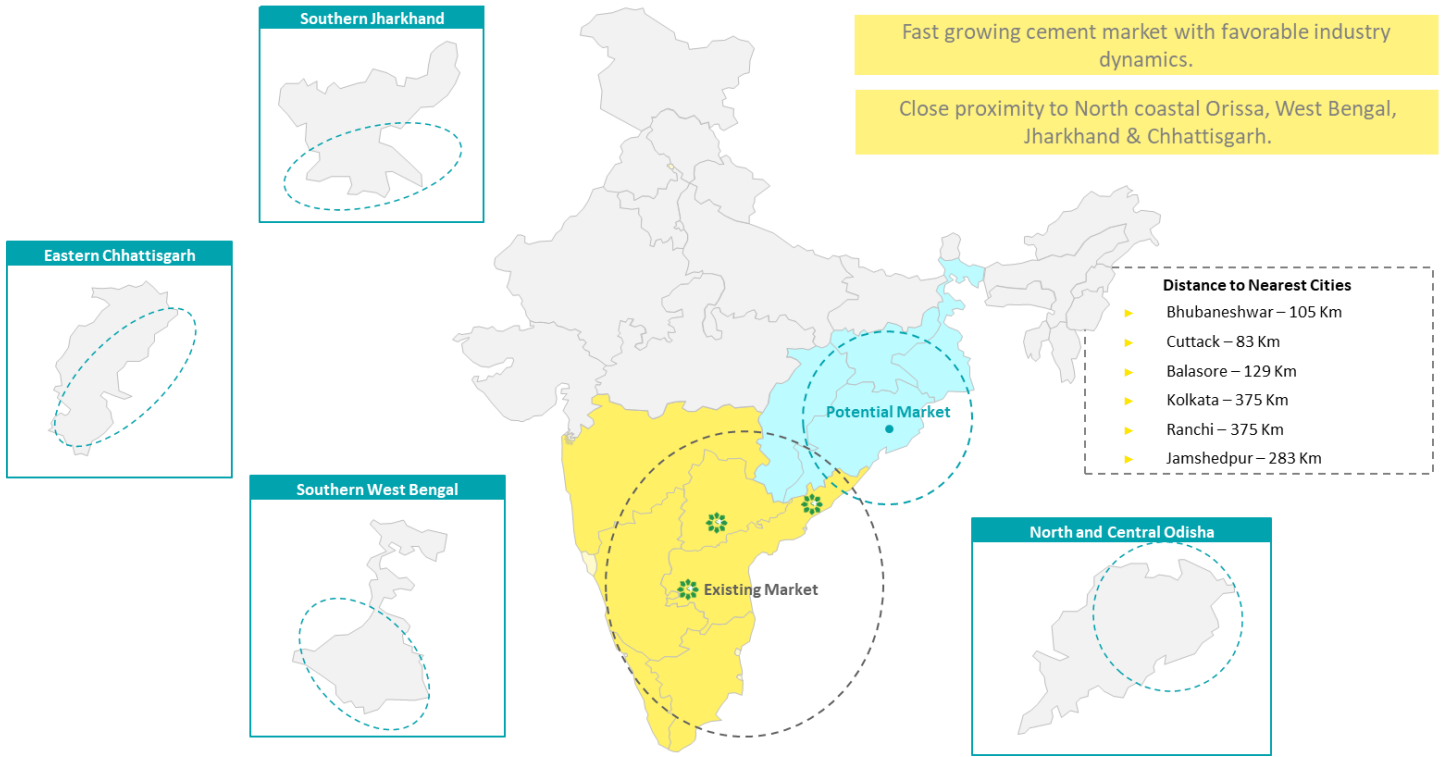
~ 1.5 MTPA capacity

60-80% capacity utilization

Estimated EBITDA of ~INR 500 mn

Estimated EBITDA of ~INR 450 per ton

## Systematic expansion into new markets



# Key Investment Highlights

Strategic Expansion Plan – Rightly Timed and Well Thought-out

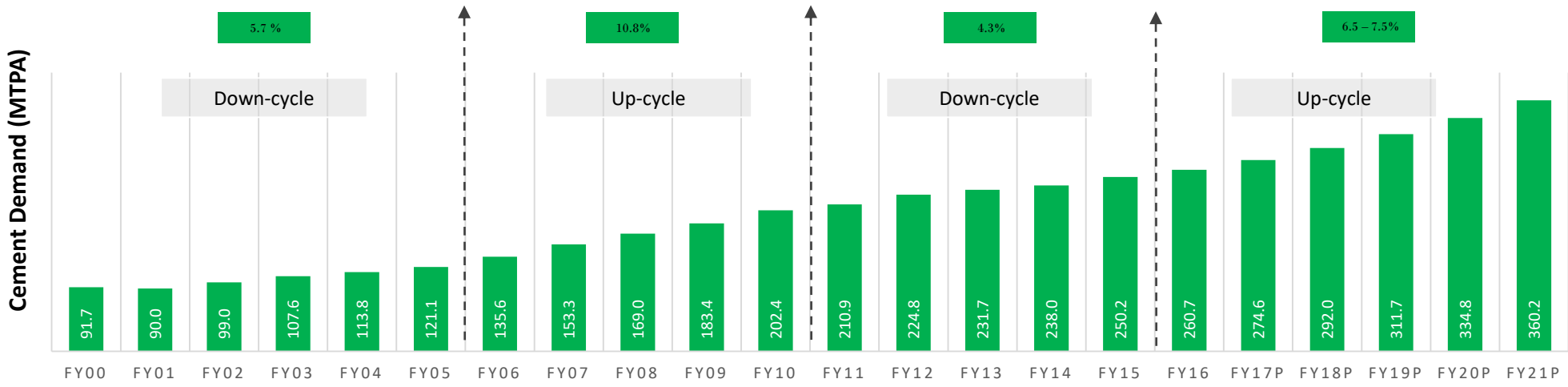
Well Positioned to Capture the Demand Revival in South

Acquisition Synergies to Derive Multiple Benefits

Strong Financials

Professional Management with Strong Execution Track Record

Sagar Cement, with BMM & Bayyavaram grinding unit acquisitions at current capacity of 4.2MTPA is strongly positioned to derive full benefit in the Cement Up cycle



**Strategic Expansion Plan**

- Capturing up-cycle in South Markets**
  - BMM Strategic acquisition providing superior access and short lead distance to increase profitability
- Expand market reach in Eastern Markets**
  - Coastal Slag Market – Leveraging lead time with grinding unit at Vizag with minimal capex
  - Bayyavaram grinding unit’s strategic location with slag availability and clinker from mother plant
  - Expansion to 1.5 MTPA

**Cost Optimisation & Energy Efficiency**

- Improving operation efficiencies in fuel & freight**
  - A Captive power plant with all units ensuring power security at reasonable prices
    - 25MW Captive plant at BMM
    - 8.8 MW Waste Heat Recovery plant
    - 1.25 MW Solar Power Plant
    - 8.3 MW Hydro Power
    - 18 MW Thermal Power Captive plant at Mattampally (Under construction)
  - Railway Siding for logistics advantage

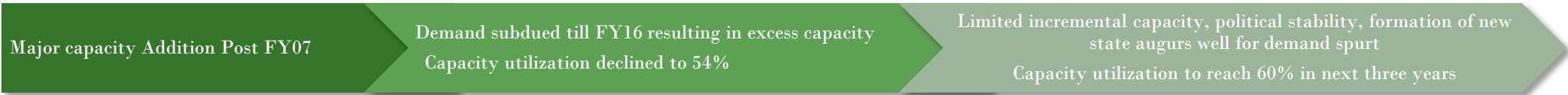
**Financial Prudence**

- Expansion not at the expense of Financial Strength
- Minimal leveraging & intent to keep capex cost escalation below inflation

**Future Expansion**

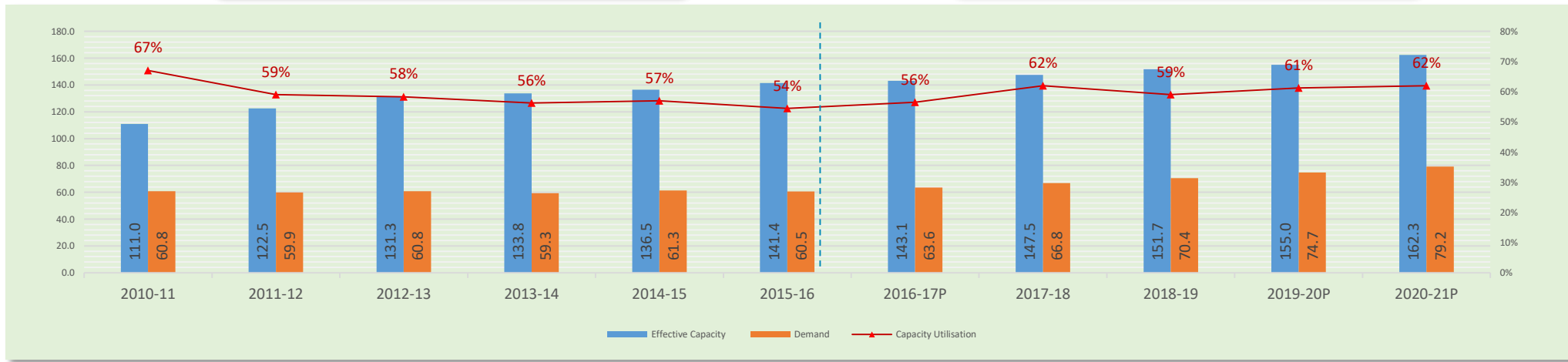
- To Double the existing capacity at every 10 Years in targeted markets through
  - Debottlenecking – Up gradation
  - Organic & Inorganic expansion

Source: Crisil Research Annual Review November 2016



- Capacity Addition CAGR (FY11-16) – 5.0%
- Demand CAGR (FY11-16) – (0.1 – 0.0) %
- Average Utilization – 57%

- Capacity Addition CAGR (FY16-21E) – 2.8%
- Demand CAGR (FY16-21E) – 5.0- 6.0%
- Average Utilization – 59%

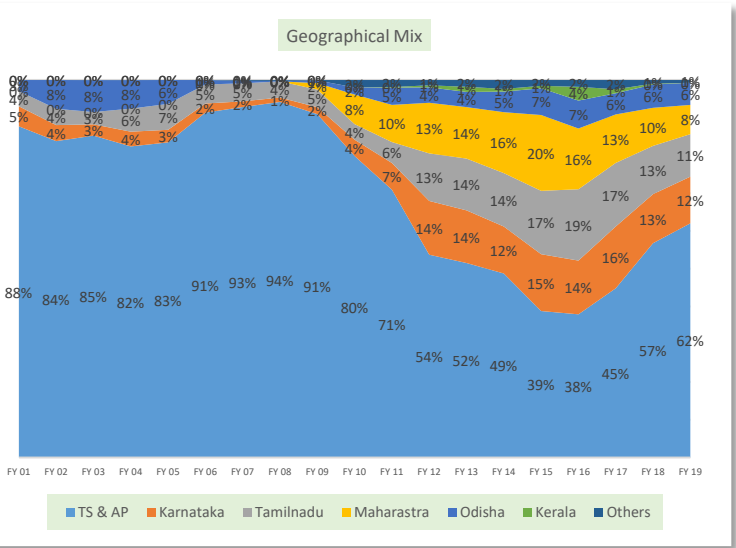
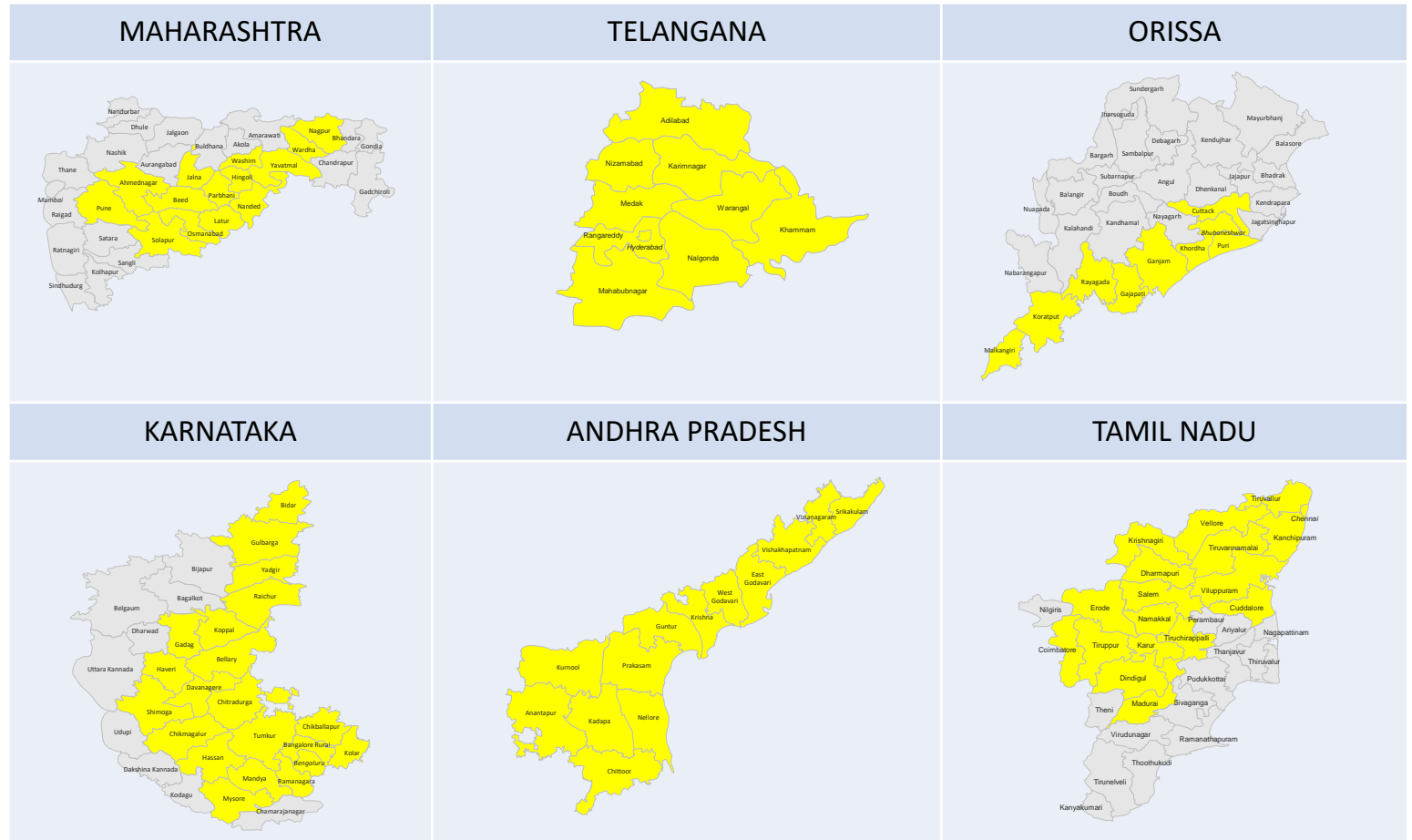
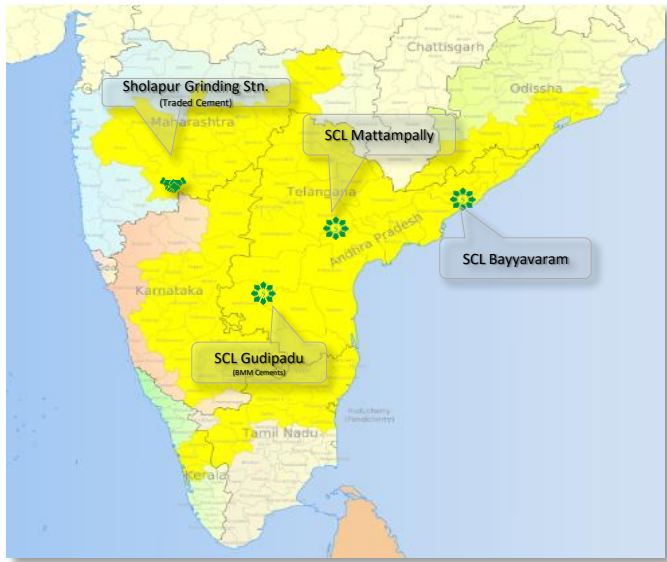


“Key Growth Drivers”

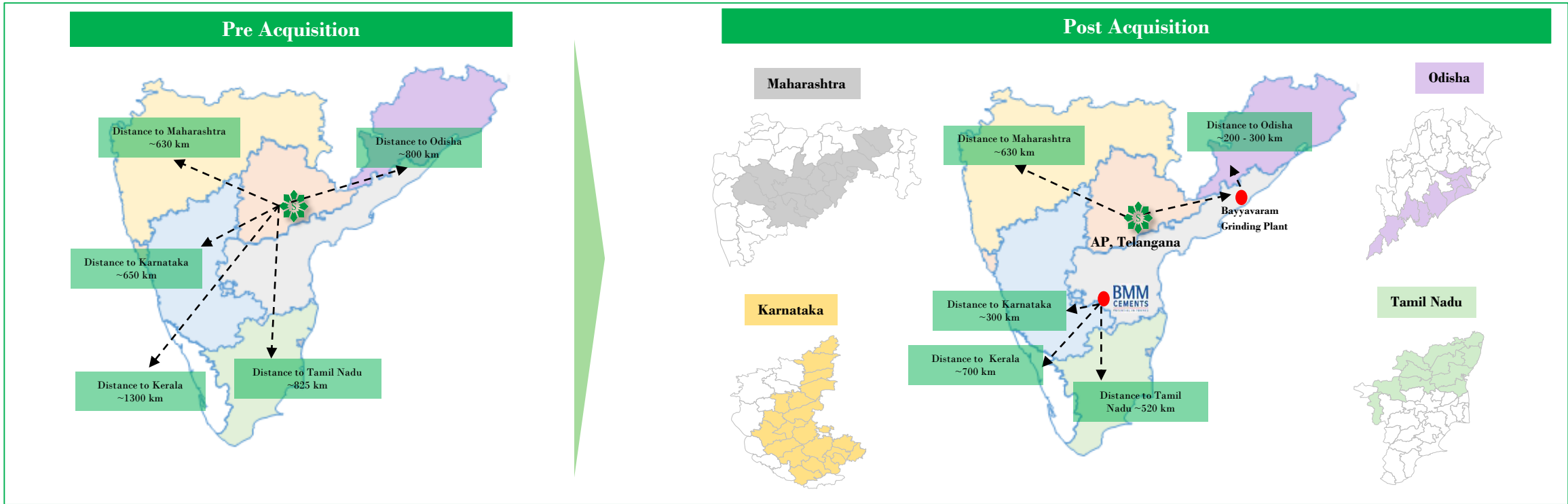
- Growth Recovery in Cement Demand Post Formation of Telangana – Driven by 2-BHK housing scheme and demand from Infra projects especially road and irrigation projects
- Double Digit Growth in Andhra Pradesh driven by development of commercial and government infrastructure in Amaravati Capital
- States with muted growth in past such as Tamil Nadu and Karnataka are expected to witness some upward bias on back of growth in some pockets such as North Karnataka
- Key infrastructure projects in South include Kakatiya and Bhagiratha mission, Low Cost Housing / Smart Cities, Metro Rail Projects, Large NHAI projects amongst others

Limited capacity additions and an anticipated pick-up in construction and irrigation projects going forward is expected to drive demand in southern markets

Source: Crisil Research Annual Review November 2016, Industry Articles



- Sagar has built a strong presence across key southern markets as it diversified its base from AP&T (> 5.5 MTPA)
- Presence across all five key states in the southern region – AP, Telangana, Tamil Nadu, Karnataka and Kerala
  - Proximity of SCL’s plants to key markets, particularly in AP & T
  - Superior reach with shorter lead distances post acquisition across select markets (TN, Karnataka, Kerala)
- Strong brand presence built over years, backed by deep distribution network in South ~ 2,150 dealers
- Average Lead Distance across key markets ~ 300 - 500 Km



Q2 FY 16	SC (R) (Formerly BMM Cements)	BMM Acquisition leading to better access & significant costs synergies will act as the key catalyst for Sagar to emerge as a strong force in southern markets with superior lead distance
Q3 FY 17	SCL, Bayyavaram	The Acquisition to act as vehicle for eastern access starting with Southern Odisha market. With clinker from mother plant at Mattamplay, capacity utilization at mother plant to significantly improve and provide operational synergies

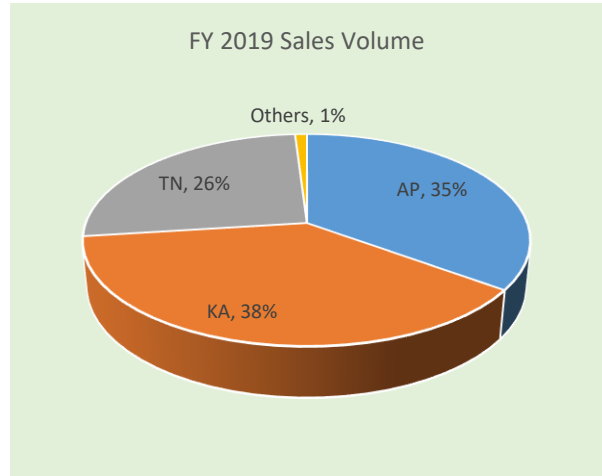
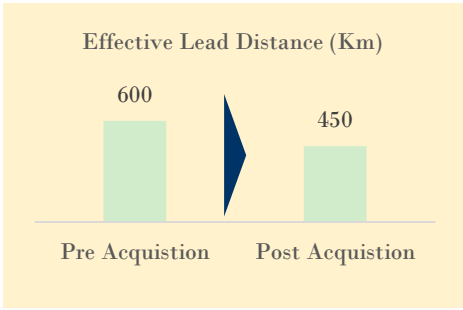


## Asset Details

<b>Capacity</b>	<b>1.25 MTPA</b>
Location	Karnataka & AP Border
Power	25 MW CPP
Limestone	174.7 mn Tonnes
Revenue (FY17)	INR 343 Cr

## Locational Advantage - Reduced Lead Distance

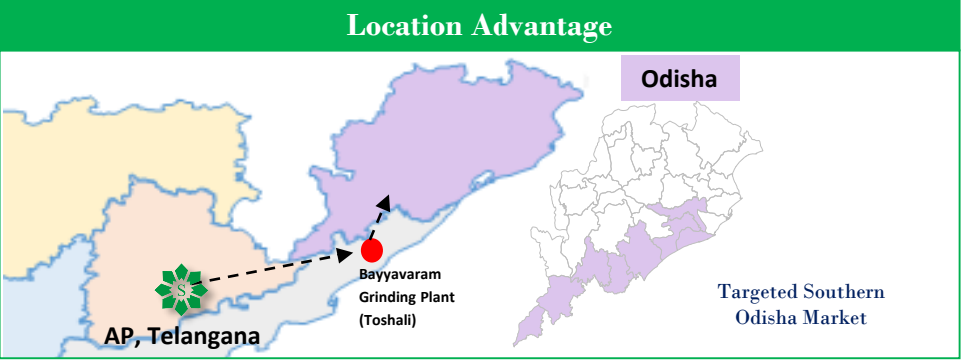
Key Mkt	Lead Distance (Approx.)	
Tamil Nadu	From 825 km	To 520 km
Karnataka	From 650 km	To 300 km
Kerala	From 1300 km	To 700 km



## Synergies

Market Reach	<ul style="list-style-type: none"> <li>Post BMM acquisition– Tamil Nadu, Karnataka &amp; Kerala markets can now be serviced through a shorter lead distance</li> </ul>
Freight Cost Improvement	<ul style="list-style-type: none"> <li>Freight /tonne is expected to reduce from ~INR 1200/tonne for these markets, company expects a total freight saving of ~INR 140-150/tonne on a blended basis</li> </ul>
Reduction in Power Cost	<ul style="list-style-type: none"> <li>Reduction in power cost – Excess capacity in SC ( R ) power generating plant (25MW) to be supplied to Mattampally plant and remaining to be sold to third parties to generate additional revenue</li> </ul>
Future Expansion	<ul style="list-style-type: none"> <li>Limestone reserves adequate to support any expansions for SC ( R ) - blended raw material costs to further reduce going forward</li> </ul>

Asset Details	
Capacity	0.2 MTPA Grinding unit
Location	Bayyavaram, Vizag, AP
Product	Portland Slag Cement
Key markets	Vizag, Vizianagaram, Srikakulam, South of Odisha
Cost (INR cr)	60



Asset Road Map	<ul style="list-style-type: none"> <li>Phase I (Q4 FY17) – Expansion to 0.3 MTPA with some additional investment and by optimizing the equipment already available at the grinding unit as well as through sourcing spare equipment from the company’s plant at Mattampally</li> </ul>
	<ul style="list-style-type: none"> <li>Phase II – Expansion to 1.5 MTPA with a capital expenditure of INR 168 Cr</li> </ul>

## Synergies

Market Reach	<ul style="list-style-type: none"> <li>Bayyavaram unit will enable deeper reach in North Eastern coastal AP Districts &amp; Southern districts of Odisha markets can now be serviced through a shorter lead distance. In addition the acquisition will act as a vehicle for further penetration in the eastern market</li> </ul>
	<ul style="list-style-type: none"> <li>Cement demand in the east to outpace most other regions at 9-10% CAGR, from 2016-21 against 6.5-7.0% CAGR in 2011-16. States such as West Bengal (rural roads) &amp; Odisha ( Biju Pacca Ghar scheme) are expected to maintain healthy growth, leading to regional growth of 8.5-9.5% in FY17</li> </ul>
Portland Slag Cement	<ul style="list-style-type: none"> <li>Product – Introduction of popular Slag Cement for the coastal markets. Slag is available in ample quantity. Clinker to be supplied by the mother plant at Mattampally, Suryapet Dist.</li> </ul>

Grinding plant acquisition to act as vehicle for eastern access starting with Southern Odisha market. With clinker from Mattampally plant, capacity utilization at the mother plant to significantly improve and provide operational synergies

Source: Crisil Research Annual Review November 2016

<b>Dr.S.Anand Reddy</b> <i>Managing Director</i>	<b>Mr S. Sreekanth Reddy</b> <i>Joint Managing Director</i>
<b>Mr K Ganesh</b> Group President	<b>Mr K Prasad</b> CFO
<b>Mr.P.S.Prasad</b> President Marketing	<b>R. Soundararajan</b> Company Secretary, Compliance Officer

Professional Management with over 3 decades of experience & in-depth understanding of Market and Customer behaviour

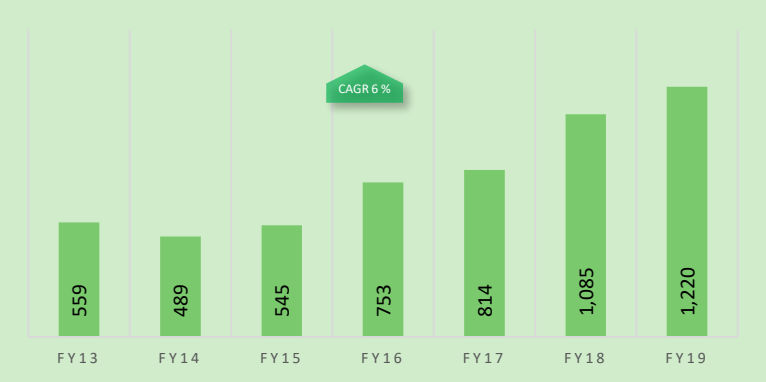
Proven track record of setting-up Greenfield plants (e.g. Joint Venture with Vicat )

Ability to acquire and integrate plants and processes

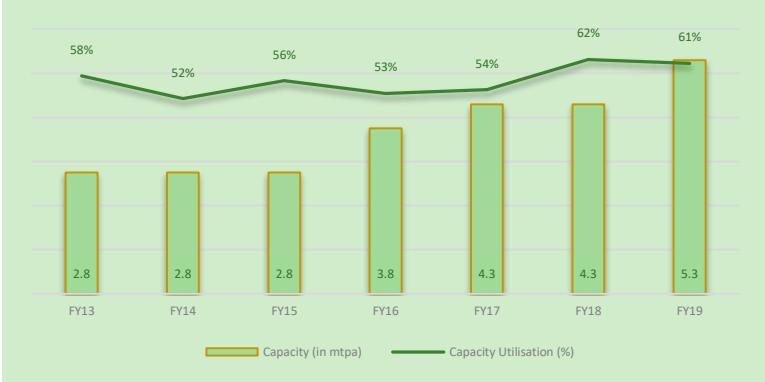
Most of the Senior Management personnel have been with the Company for more than a decade

# Financial Summary

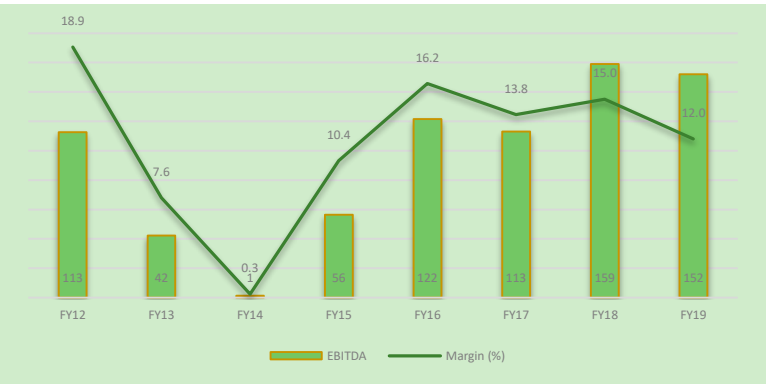
## Net Revenue



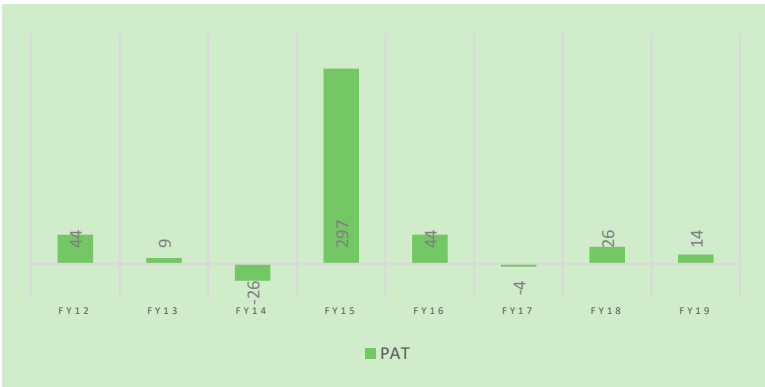
## Capacity & Capacity Utilization



## EBITDA



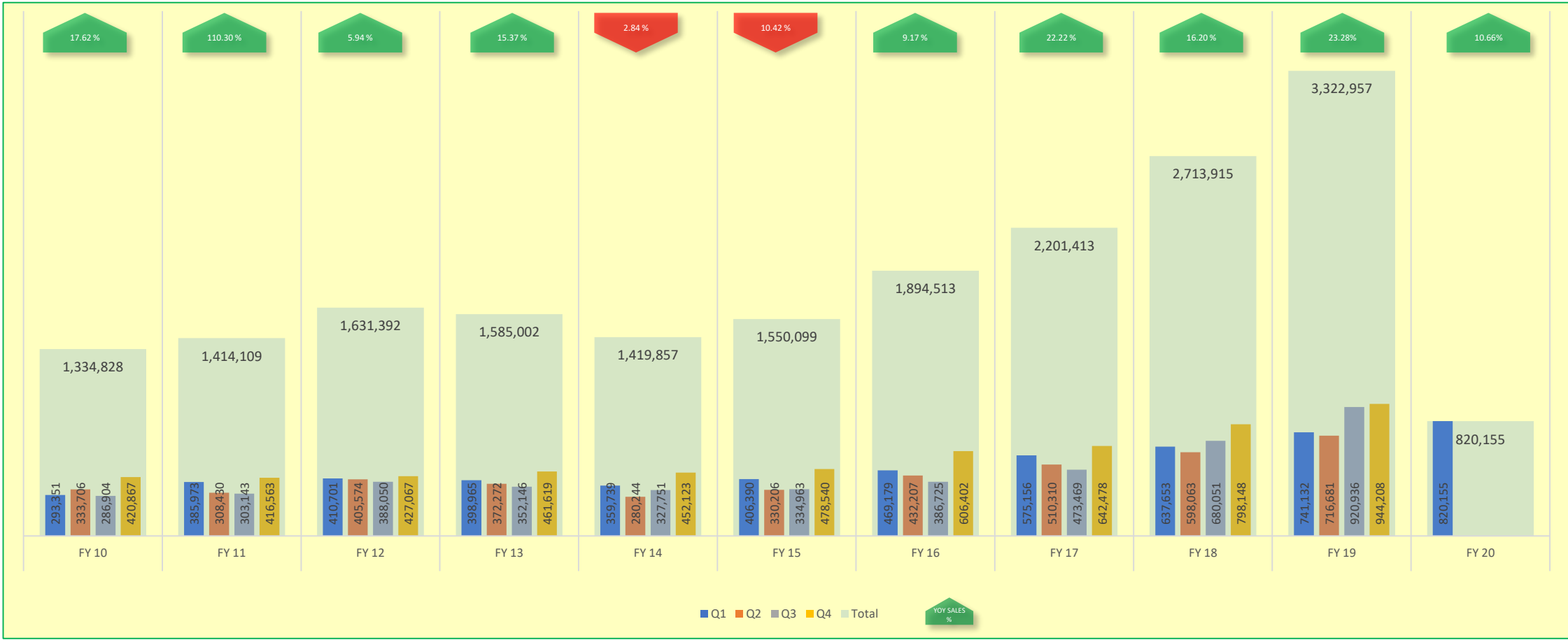
## PAT



Revenue on an upward trend driven by volume growth, coupled with margin improvement

Note: FY15, PAT includes INR 280.52 crores on account of sale of investments in the JV. All figures in INR Crore

# Sales Volume Performance – On An Upward Trajectory



	Q1 FY 20		Q1 FY 19		FY 19	
	Consolidated	Standalone	Consolidated	Standalone	Consolidated	Standalone
in Rs. Lakhs						
Revenue	34,565 ▲ 25.49%	25,901 9,876	27,544 ▲ 5.52%	20,208 8,824	1,22,043 ▲ 12.48%	91,707 36,825
EBITDA	8,007 ▲ 116.52%	5,734 2,609	3,698 ▲ 13.00%	2,538 1,478	15,229 ▲ 3.97%	11,439 5,063
PAT	2,951	2,446 557	582	706 -83	1,359	2,662 -1,139
Plant Capacity (%)	55	51 69	67	64 80	61	58 74

Sagar

SC ( R )

## Income Statement (Consolidated)

Particulars (INR cr)2111	FY14	FY15	FY16	FY17	FY18	FY19
Net Sales	488.9	548.1	753.42	813.83	1077.72	1217.55
Other Income	17.8	363	4.08	3.52	7.30	2.88
Total Income	506.8	911.1	757.51	817.36	1085.02	1220.43
Total Expenses	487.6	488.4	630.31	703.47	926.44	1068.14
EBITDA	19.1	422.7	127.20	113.89	158.58	152.29
Interest	29.5	23.1	41.86	62.08	59.29	63.39
Depreciation	26.9	21.5	34.72	47.59	53.62	65.70
PBT	-37.4	378.1	50.62	4.22	45.67	23.20
Tax	-11.8	81.4	6.35	8.14	19.41	9.61
PAT	-25.6	296.7	44.27	-3.92	26.26	13.59

## Balance Sheet (Consolidated)

Particulars (INR cr)	FY14	FY15	FY16	FY17	FY18	FY19
Equity Share Capital	17.4	17.4	17.4	20.4	20.4	20.4
Reserves	223.5	503.9	531.7	742.6	758.8	823.4
Long Term Loans	111.4	121.1	295.4	349.7	329.7	305.8
Non Current Liabilities	100.2	107.3	95.3	80.6	97.2	105.3
Short Term Borrowings	66.4	88	87.0	95.6	115.3	138.9
Other Current Liabilities	148.5	158.9	241.4	244.4	249.2	367.3
Non Current Assets	507.2	520.1	1,051.6	1,125.4	1279.0	1422.4
Cash & Cash Eq.	4.6	219.3	3.0	161.8	41.0	17.9
Inventories	41.8	62.3	90.5	110.3	94.9	145.0
Other Current Assets	113.8	195.4	123.1	135.7	155.7	175.8

## Historical Financial Performance

S.no34	Year	Production	Net worth	Turnover	PBID	NPAT	Dividend%	D/E Ratio	Book Value Per Share (INR)
1	Dec-85	75,919	375	941	243	88	10.00	1.54	12.78
2	Dec-86	111,389	545	1,307	338	167	10.00	1.06	18.79
3	Dec-87	111,890	584	1,276	322	47	12.00	1.01	20.21
4	Mar-89	150,813	594	1,626	282	33	10.00	1.20	20.59
5	1989-90	122,074	597	1,340	254	31	10.00	0.97	20.72
6	1990-91	120,633	698	1,605	393	144	15.00	0.60	24.31
7	1991-92	130,407	754	1,829	388	102	16.00	0.34	26.31
8	1992-93	154,878	1,834	2,488	543	151	16.00	0.60	21.81
9	1993-94	180,973	1,786	2,827	251	-85	-	0.77	21.31
10	1994-95	256,901	1,951	4,202	706	154	-	0.91	23.43
11	1995-96	256,691	2,350	6,260	1,189	551	20.00	0.63	28.39
12	1996-97	278,827	2,669	7,079	1,111	455	16.00	0.53	32.38
13	1997-98	305,541	2,898	7,381	916	297	16.00	0.48	35.25
14	1998-99	296,109	3,016	6,766	708	124	-	0.42	36.77
15	1999-00	340,107	3,371	7,575	543	50	-	0.65	37.77
16	2000-01	393,509	3,624	9,553	1,154	347	12.00	0.52	32.18
17	2001-02	386,545	3,868	10,074	1,074	223	0.00	0.51	34.68
18	2002-03	312,887	3,007	8,120	-17	-727	0.00	0.74	26.96
19	2003-04	355,004	3,019	11,134	950	65	0.00	0.73	27.07
20	2004-05	341,118	3,170	12,378	1,089	172	10.00	0.19	28.43
21	2005-06	279,500	3,299	15,443	848	283	10.00	0.04	29.58
22	2006-07	276,400	8,211	24,802	4,384	2,767	25.00	0.17	59.63
23	2007-08	282,242	11,683	27,561	5,759	3,096	25.00	1.80	84.15
24	2008-09	431,250	21,243	33,511	5,986	1,646	20.00	1.00	141.60
25	2009-10	1,120,351	23,746	52,979	8,646	1,912	25.00	0.73	158.28
26	2010-11	1,490,662	22,165	55,395	8,139	1,741	20.00	0.72	148.16
27	2011-12	1,625,336	25,970	75,469	12,469	4,412	30.00	0.44	149.36
28	2012-13	1,587,419	26,645	72,120	6,822	878	10.00	0.54	153.24
29	2013-14	1,419,943	24,087	63,071	1,913	-2,558	0.00	0.51	138.52
30	2014-15	1,551,598	52,133	63,180	42,266	29,665	75.00	0.27	299.82
31	2015-16 *	1,834,837	54,907	86,242	12,720	4,427	50.00	0.63	315.77
32	2016-17	2,190,907	76,296	94,159	11,389	-392	15.00	0.51	373.99
33	2017-18	2,645,677	77,920	108,502	15,858	2,626	40.00	0.47	403.83
34	2018-19	3,254,038	84,383	1,22,043	15,229	1,359	25.00	0.43	413.64

\* Consolidated from FY 2015-16 onwards  
In Rs. Lakh  
(except Dividend, D/E Ratio, EPS, Book Value per Share)



## Awards & Accolades

- Best Employer Award from Telangana State Government for the Year 2015 and 2017
- State Level award for overall performance during Mines Safety week from Director General of Mines



Mines Environment & Mineral Conservation week 2016-17, Overall 1st Prize



## Certifications

- ISO 9001 : 2000 QMS
- ISO 14001 : 2004 EMS
- OHSAS 18001 : 2005
- RMF & ICD for SOX Compliance
- NABL accreditation for our Mattampally Lab



- Cement & Coal Testing Laboratory is Accredited to ISO/IEC 17025 by NABL since Jun-2015.
- Accreditation brings enhanced competency in testing, raises customer confidence in MTC issued by the laboratory with universal acceptability in the open market which provides greater access for the products.



- Sagar Cements Ltd., Mattampally unit is IMS certified since 13<sup>th</sup> June, 2014 includes:
  - Quality Management System : ISO 9001- 2015
  - Environmental Management System : ISO 14001- 2015
  - Occupational Health & Safety : OHSAS 8001 – 2007
- IMS allows the management team to create one system that can help to effectively and efficiently deliver organizational goals.