



SATIA
INDUSTRIES
LIMITED

SIL/CS

CIN: L21012PB1980PLC004329

Manufacturer of Quality
Writing, Printing & Speciality
Paper with ECO MARK



Dated 13/02/2019

BSE Ltd
BSE Limited, Floor 25,
P.J. Tower, Dalal Street,
Mumbai-400001 (India)

Sub: OUTCOME OF BOARD MEETING HELD ON 13.02.2019

Dear Sir,

1. Financial Results

The Board of Directors in their meeting held on 13.02.2019 have approved the unaudited financial results for the Quarter and Nine Months ended 31.12.2018 in terms of Regulation 33 of SEBI (LODR) Regulations, 2015 (Copy of the Financial Results and Limited Review Report are enclosed)

- 2 The Board declared the Interim dividend of Rs 1.00 per share (i.s 10%) (face value Rs 10/-per share) for the financial year ended 2018-19 and fixed the record date 22nd February, 2019 for payment of dividend.

Thanking You,

Yours faithfully,
For Satia Industries Ltd

(Rakesh Kumar Dhuria)
Company Secretary



DEEPAK GROVER & ASSOCIATES

CHARTERED ACCOUNTANTS

CA Deepak Grover
B.Com., F.C.A

Date 13-02-2019

Limited Review Report for the Quarter ended 31ST December, 2018

To The Board of Directors of Satia Industries Limited


We have reviewed the accompanying statement of unaudited standalone Ind As financial results of Satia Industries Ltd for the Quarter ended 31.12.2018 and year to date from April 1, 2018 to December 31, 2018 attached herewith being submitted by the Company pursuant to the requirement of Regulations 33 of SEBI (Listing Obligation and Disclosure Requirements) Regulations, 2015 as modified by circular no CIR/CFD/FAC/62/2015 dated July 5, 2016.


This statement which is the responsibility of the Company's management and approved by the Board of Directors has been prepared in accordance with the recognition and measurement principles laid down in Indian Accounting Standard 34 "Interim Financial Reporting" ("Ind AS 34) prescribed under Section 133 of the Companies Act, 2013 read with relevant rules issued there under and other accounting principles generally accepted in India. Our responsibility is to issue a report on the statement based on our review.

We conducted our review of the statement in accordance with the Standard on Review Engagement (SRE) 2410 'Review of interim Financial information performed by the independent auditor of the entity, issued by the Institute of Chartered Accountant of India. This standard requires we plan and perform the review to obtain moderate assurance as to whether the Statement is free of material misstatement. A review is limited primarily inquiries of Company personnel and analytical procedure applied to financial data and thus provides less assurance than an audit. We have not performed an audit and accordingly, we do not express an audit opinion.

Based on our review conducted as above, nothing has come to our attention that causes us to believe that the accompanying statement of unaudited financial results prepared in accordance with applicable accounting standards and other recognized accounting practices and policies has not disclosed the information required to be disclosed in terms of Regulation 33 of the SEBI (Listing Obligations and Disclosure Requirements) Regulations, 2015 including the manner in which it is to be disclosed, or that it contains any material misstatement.

For Deepak Grover & Associates.
Chartered Accountants


(Deepak Grover)
Chartered Accountant
(Membership No 505923)



Place : Muktsar
Date: 13-02-2019

OFFICE: # 45, Opp. Thana Sadar, Red Cross Complex, The Mall Ferozepur City-152002 (Pb.)
Mb.: 98154-91700, Ph.:01632-511400 (O)

Satia Industries Limited

Statement of Unaudited financial results for the Quarter and Period ended December 31, 2018

(INR in Lakhs)

Sr. no.	Particulars	Quarter Ended			Period Ended		Year Ended
		31.12.2018	30.09.2018	31.12.2017	31.12.2018	31.12.2017	31.03.2018
		3 Months	3 Months	3 Months	9 Months	9 Months	12 Months
		Unaudited	Unaudited	Unaudited	Unaudited	Unaudited	Audited
I	Revenue from operations	17,320.61	18,659.74	16382.54	53,986.30	44644.93	64,207.32
II	Other income	264.02	331.34	2034.7	1,170.83	4057.06	3,026.32
III	Total Income (I+II)	17,584.63	18,991.08	18,417.24	55,157.13	48,701.99	67,233.64
IV	Expenses						
	Cost of material consumed	7,106.73	6,648.79	5961.64	20,222.23	17014.07	22,387.57
	Excise duty	-	-	0	-	796.89	796.89
	Purchases of stock-in-trade*	(814.64)	854.07	19.10	692.49	989.36	1,603.36
	Changes in inventory of finished goods, stock in trade and work in progress	(811.53)	(291.62)	892.34	(948.72)	(151.48)	(832.28)
	Employee benefits expense	1,256.32	1,115.81	994.18	3,460.51	2807.07	4,359.13
	Finance costs	582.74	522.17	565.96	1,648.19	1779.45	2,372.59
	Depreciation	1,264.63	1,119.95	1163.73	3,494.08	3344.92	4,504.07
	Other expenses	6,519.65	5,975.94	6320.96	18,660.84	16732.77	23,709.26
	Total expenses (IV)	15,103.90	15,945.11	15,917.91	47,229.62	43,313.05	58,900.59
V	Profit before tax (III-IV)	2,480.73	3,045.97	2,499.33	7,927.51	5,388.94	8,333.05
VI	Tax expense:						
	Current tax	625.87	623.96	273.38	1,749.33	273.38	639.26
	Deferred tax	208.34	16.07	(169.14)	251.28	303.85	826.76
VII	Profit for the period (V-VI)	1,646.52	2,405.94	2,395.09	5,926.90	4,811.71	6,867.03
VIII	Other comprehensive income						
	A (i) Items that will not be reclassified to profit and loss	(28.92)	(28.92)	(8.41)	(86.76)	(25.22)	(115.66)
	(ii) Income tax relating to items that will not be reclassified to profit and loss	10.01	10.01	2.91	30.03	8.73	40.03
	B (i) Items that will be reclassified to profit and loss			-	-	-	-
	(ii) Income tax relating to items that will be reclassified to profit and loss			-	-	-	-
IX	Total Comprehensive Income for the period (VII+VIII) (Comprising profit and Other Comprehensive Income for the period)	1,627.61	2,387.03	2,389.59	5,870.17	4,795.22	6,791.40
X	Paid-up equity share capital (Face value-`10 per equity share)	1,000.00	1,000.00	1,000.00	1,000.00	1,000.00	1,000.00
XI	Earnings per share (of `10 each) (for the period - not annualised)						
	- Basic	16.47	24.06	23.95	59.27	48.12	68.67
	- Diluted	16.47	24.06	23.95	59.27	48.12	68.67



Satia Industries Limited

Segment Wise Revenue, Results, Assets And Liabilities for the quarter and period ended 31st December, 2018

(INR in Lakhs)

Particulars	Quarter Ended			Period Ended		Year Ended
	31.12.2018	30.09.2018	31.12.2017	31.12.2018	31.12.2017	31.03.2018
	3 Months Unaudited	3 Months Unaudited	3 Months Unaudited	9 Months Unaudited	9 Months Unaudited	12 Months Audited
1 Segment Revenue						
a) Paper	18,095.82	17,371.90	15,406.18	52,876.00	43,617.84	62,686.81
b) Yarn & Cotton	141.93	563.52	902.39	1,436.53	939.30	1,382.61
c) Co Generation Division	4,116.90	4,120.78	3,570.53	11,979.52	7,170.54	11,452.27
d) Agriculture	35.36	35.99	16.23	82.89	30.05	30.05
e) Solar Division	53.94	467.52	57.74	597.34	57.74	107.85
Total	22,443.95	22,559.71	19,953.07	66,972.28	51,815.47	75,659.59
Less: Inter Segment Revenue	5,123.35	4,120.78	3,570.53	12,985.98	7,170.54	11,452.27
Net Revenue from operations	17,320.60	18,438.93	16,382.54	53,986.30	44,644.93	64,207.32
2 Segment Results						
Profit before Interest & Tax						
a) Paper	1,574.80	1,763.54	524.86	4,494.15	2,892.83	4,016.06
b) Yarn & Cotton	0.17	6.38	(25.98)	4.66	(30.96)	(30.38)
c) Co Generation Division	1,541.86	1,780.90	2,365.23	5,009.16	3,669.71	5,820.02
d) Agriculture	10.66	56.99	269.75	195.92	705.38	982.00
e) Solar Division	(64.01)	(39.67)	(68.57)	(128.19)	(68.57)	(82.06)
Total	3,063.48	3,568.14	3,065.29	9,575.70	7,168.39	10,705.64
Less: Interest	582.76	522.17	565.96	1,648.19	1,779.45	2,372.59
Profit before Tax	2,480.72	3,045.97	2,499.33	7,927.51	5,388.94	8,333.05
3 Segment Assets						
a) Paper	48,755.40	45,136.63	38,346.47	48,755.40	38,346.47	42,922.85
b) Yarn & Cotton	608.21	1,250.55	1,143.13	608.21	1,143.13	484.76
c) Co Generation Division	10,028.30	9,143.53	8,503.16	10,028.30	8,503.16	8,754.42
d) Agriculture	3,798.14	3,464.62	3,009.97	3,798.14	3,009.97	3,309.56
e) Solar Division	2,673.49	2,727.58	2,738.30	2,673.49	2,738.30	2,714.88
Total	65,863.54	61,722.91	53,741.03	65,863.54	53,741.03	58,186.47
4 Segment Liabilities						
a) Paper	18,849.86	16,977.57	15,145.73	18,849.86	15,145.73	16,964.83
b) Yarn & Cotton	633.93	1,276.45	47.22	633.93	47.22	366.23
c) Co Generation Division	1,098.71	862.94	793.36	1,098.71	793.36	1,118.38
d) Agriculture	13.45	28.78	4.39	13.45	4.39	6.76
e) Solar Division	3.15	22.56	-	3.15	-	-
Total	20,599.10	19,168.30	15,990.70	20,599.10	15,990.70	18,456.20

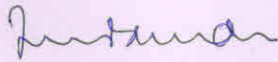


Note

- 1 A limited review as required under regulation 33 of SEBI (Listing Obligation and Disclosure Requirement) Regulations, 2015 has been completed on the detailed financial results for the quarter ended 31st December, 2018 filed with the Stock Exchanges. This report does not have any impact on the 'Results and Notes' for the quarter ended 31st December, 2018 which needs to be explained.
- 2 The Results have been prepared in accordance with the Indian Accounting Standard ("IND AS") as perscribed under section 133 of the Companies Act, 2013 read with relevant rules issued thereunder.
- 3 The above results were reviewed by the Audit Committee at the meeting held on 13th ,Feburary 2019 and thereafter have been adopted by the Board at its meeting held on 13th Feburary, 2019.
- 4 Regrouping of Intersegment Purchase is done in the current quarter as compare to the last quarter.
- 5 The detail of number of investor complaint for the quarter ended 31st December, 2018

Particulars	Three months ended 31st December, 2018
Pending at the beginning of the quarter	0
Received during the quarter	0
Disposed/ replied of during the quarter	0
Remaining unresolved at the end of the quarter	0

For Satia Industries Limited



(Rajinder Kumar Bhandari)
Joint Managing Director



Date : 13th Feburary. 2019
Place : Rupana