

**Shashijit Infraprojects Limited**  
Construction Engineers

T : +91 260 2432963, 78786 60609  
E : info@shashijitinfraprojects.com  
W : www.shashijitinfraprojects.com

**13<sup>th</sup> November, 2021**

To,  
**The Department of Corporate Services,  
BSE Limited,  
Phiroze Jeejeebhoy Towers,  
Dalal Street,  
Mumbai-400001**

**Scrip Code : 540147  
Security ID : SHASHIJIT**

Dear Sir/Madam,

**Subject : Submission of Rectified Un-audited Standalone Financials Results for the quarter and half year ended on 30<sup>th</sup> September, 2021 and outcome of Board Meeting**

This is with reference to the above subject matter, we hereby submitting the rectified Un-audited Standalone Financials Results for the quarter and half year ended on 30<sup>th</sup> September, 2021 as per Regulation 33 of SEBI (Listing Obligations and Disclosure Requirements) Regulations, 2015.

Filing of rectified Un-audited Standalone Financials Results is made, due to some inadvertent mistake in the Segment Wise Reporting page which was earlier submitted. We hereby state that there is no change in the figures of Balance Sheet or Financials except Segment Reporting for the half year ended 30<sup>th</sup> September, 2021. This is for your information and dissemination.

Kindly take the same in your record.

The above information is also available on the website of the Company i.e. [www.shashijitinfraprojects.com](http://www.shashijitinfraprojects.com)

This is for your information and records.

Yours faithfully,  
**For SHASHIJIT INFRAPROJECTS LIMITED**

  
**(MANTHAN D. SHAH)  
Company Secretary  
& Compliance Officer  
M. No. A42509**



**Encl. as above**

Independent Auditor's Review Report on Quarterly and year to date Unaudited Financial Results of the Company Pursuant to the Regulation 33 of the SEBI (Listing Obligations and Disclosure Requirements) Regulations, 2015, as amended.

To,  
The Board of Directors  
Shashijit Infraprojects Limited

We have reviewed the accompanying statement of unaudited financial results of Shashijit Infraprojects Limited for the Quarter ended September 30, 2021 ("the Statement"), and year to date from April 1, 2021 to September 30, 2021 (the "statement") attached herewith, being submitted by the company pursuant to the requirements of Regulation 33 of the SEBI (Listing Obligation and Disclosure Requirements) Regulations, 2015 as amended (the "Listing regulations").

This statement is the responsibility of the Company's Management and has been approved by the Board of Directors, has been prepared in accordance with the recognition and measurement principles laid down in the Indian Accounting Standard 34 "Interim Financial Reporting" ("Ind AS 34"), prescribed under Section 133 of the Companies Act 2013 read with relevant rules issued there under and other accounting principles generally accepted in India. Our responsibility is to issue a report on these financial statements based on our review.

We conducted our review of the Statement in accordance with the Standard on Review Engagements (SRE) 2410 - "Review of Interim Financial Information Performed by the Independent Auditor of the Entity", issued by the Institute of Chartered Accountants of India. This standard requires that we plan and perform the review to obtain moderate assurance as to whether the financial statements are free of material misstatement. A review is limited primarily to inquiries of company personnel and analytical procedures applied to financial data and thus provides less assurance than an audit. We have not performed an audit and accordingly, we do not express an audit opinion.

Based on our review conducted as above, nothing has come to our attention that causes us to believe that the accompanying statement of unaudited financial results prepared in accordance with applicable Indian accounting standards and other recognized accounting practices and policies has not disclosed the information required to be disclosed in terms of Regulation 33 of the SEBI (Listing Obligations and Disclosure Requirements) Regulations, 2015 including the manner in which it is to be disclosed, or that it contains any material misstatement.

For NPV & Associates  
Chartered Accountants  
FRN No 129408W



Milan Chitalia  
(Partner)  
Membership No. 112275




Place : Mumbai  
Date : 13/11/2021  
UDIN : 21112275AAAADW6112



**SHASHIJIT INFRAPROJECTS LTD**  
**STANDALONE STATEMENT OF ASSETS AND LIABILITIES AS AT 30TH SEPTEMBER-2021**  
**CIN : L45201GJ2007PLC052114**

		(In Rs.)	
	Particulars	As at 30th September, 2021	As at 31st March, 2021
	<b>ASSETS</b>		
1	<b>Non-current assets</b>		
	(a) Property, plant and equipment	4,49,69,020	4,60,42,486
	(b) Capital work-in-progress	-	1,41,35,944
	(c) Intangible Assets	2,27,37,009	-
	(d) Deferred tax assets (net)	39,34,229	42,51,297
	(e) Other non-current assets	1,51,87,227	1,26,17,949
	<b>Sub-total - Non-Current Assets</b>	<b>8,68,27,484</b>	<b>7,70,47,676</b>
2	<b>Current assets</b>		
	(a) Inventories	8,02,61,349	7,11,23,672
	(b) Financial assets		
	(i) Investments	65,372	65,372
	(ii) Trade receivables	7,09,51,400	6,52,30,760
	(iii) Cash and cash equivalents	10,96,567	5,74,050
	(iv) Bank balances other than Cash and Cash equivalents above	98,54,634	92,04,446
	(v) Other financial assets	18,01,163	21,32,591
	(c) Other current assets	4,96,29,425	5,93,42,909
	(d) Assets classified as held for sale	6,89,644	6,89,644
	<b>Sub-total - Current Assets</b>	<b>21,43,49,555</b>	<b>20,83,63,445</b>
	<b>TOTAL - ASSETS</b>	<b>30,11,77,039</b>	<b>28,54,11,121</b>
	<b>EQUITY AND LIABILITIES</b>		
1	<b>Equity</b>		
	(a) Equity Share capital	10,34,40,000	10,34,40,000
	(b) Other equity	84,52,897	81,08,179
	<b>Sub-total - Shareholders' funds</b>	<b>11,18,92,897</b>	<b>11,15,48,179</b>
2	<b>LIABILITIES</b>		
	<b>1. Non-current liabilities</b>		
	(a) Financial liabilities		
	(i) Loans	1,96,92,068	1,95,29,621
	(ii) Lease Liability	81,95,547	-
	(iii) Other financial liabilities	-	-
	(b) Provisions	7,53,444	7,67,306
	(c) Deferred tax liabilities (net)	-	-
	(d) Other non-current liabilities	-	-
	<b>Sub-total - Non-current liabilities</b>	<b>2,86,41,059</b>	<b>2,02,96,927</b>
	<b>3 Current liabilities</b>		
	(a) Financial liabilities		
	(i) Borrowing	5,69,22,434	5,90,38,040
	(ii) Trade payables		
	(I) Total Outstanding dues to Micro, Small and Medium Enterprises	2,43,190	4,13,286
	(II) Total Outstanding dues Other Than to Micro, Small and Medium Enterprises	8,19,93,847	8,24,71,125
	(iii) Other Financial Liabilities	45,000	45,000
	(b) Lease Liability	18,59,647	-
	(b) Other current liabilities	1,95,36,809	1,15,60,096
	(c) Provisions	42,155	38,469
	<b>Sub-total - Current liabilities</b>	<b>16,06,43,082</b>	<b>15,35,66,016</b>
	<b>TOTAL - EQUITY AND LIABILITIES</b>	<b>30,11,77,039</b>	<b>28,54,11,121</b>

For Shashijit Infraprojects Limited

  
**AJIT D. JAIN**  
 (Chairman & Managing Director)  
 DIN: 01846992



Place: Vapi  
 DATE: 13/11/2021




## SHASHIJIT INFRAPROJECTS LIMITED

CIN : L45201GJ2007PLC052114

## STATEMENT OF UNAUDITED FINANCIAL RESULTS FOR THE QUARTER ENDED 30th SEPTEMBER, 2021

Sr. No.	Particulars	QUARTER ENDED			YEAR TO DATE ENDED		YEAR ENDED
		30th Sep, 2021	30th June, 2021	30th Sep, 2020	30th Sep-2021	30th Sep-2020	31st March, 2021
		INR	INR	INR	INR	INR	INR
		Unaudited	Unaudited	Unaudited	Unaudited	Unaudited	Audited
1	Revenue						
	a) Revenue from operation	6,30,73,470	6,74,15,893	3,72,85,829	13,04,89,363	5,54,40,490	16,81,72,519
	b) Other income	2,25,696	1,20,888	14,99,387	3,46,584	21,41,341	26,24,696
	<b>Total Revenue (a+b)</b>	<b>6,32,99,166</b>	<b>6,75,36,781</b>	<b>3,87,85,216</b>	<b>13,08,35,947</b>	<b>5,75,81,831</b>	<b>17,07,97,215</b>
2	Expenses						
	a) Cost of material consumed	2,43,15,110	2,78,81,398	1,74,58,200	5,21,96,508	2,68,54,360	8,45,81,711
	b) Change In Inventory	47,89,589	17,46,480	9,50,125	65,36,069	13,60,492	54,95,138
	c) Employee benefits expenses	61,75,292	70,20,023	57,96,719	1,31,95,315	98,09,918	1,97,66,302
	d) Finance costs	18,27,279	13,49,493	15,87,785	31,76,772	28,51,030	62,45,812
	e) Depreciation and amortization expenses	34,53,856	20,24,600	19,84,274	54,78,456	40,34,411	86,74,521
	f) Other expenses	2,24,39,746	2,75,79,753	99,72,967	5,00,19,499	1,68,70,997	4,77,93,978
	<b>Total Expenses</b>	<b>6,30,00,872</b>	<b>6,76,01,747</b>	<b>3,77,50,069</b>	<b>13,06,02,619</b>	<b>6,17,81,208</b>	<b>17,25,57,462</b>
3	Profit/(Loss) from ordinary activities before Exception Item and tax (1-2)	2,98,294	(64,967)	10,35,147	2,33,327	(41,99,377)	(17,60,246)
4	Exceptional Items	-	-	-	-	-	-
5	Profit/(Loss) before tax (3-4)	2,98,294	(64,967)	10,35,147	2,33,327	(41,99,377)	(17,60,246)
6	Total Tax expense:						
	Current tax	-	-	-	-	-	-
	Deferred tax credit	-6,04,038	3,98,364	-1,99,814	-2,05,674	12,22,693	2,90,538
7	Net Profit/(Loss) from the period (5-6)	(3,05,744)	3,33,397	8,35,333	27,653	(29,76,684)	(14,69,708)
8	Other comprehensive income						
	Items that will not be reclassified to profit or loss						
	Remeasurment of defined benefit scheme (net off tax)	1,75,229	1,41,828	1,75,978	3,17,057	3,51,109	2,44,025
9	Total other comprehensive income	1,75,229	1,41,828	1,75,978	3,17,057	3,51,109	2,44,025
10	Total comprehensive income (7+9)	(1,30,515)	4,75,226	10,11,311	3,44,711	(26,25,574)	(12,25,683)
13	Earnings per equity share (EPS)						
	(i) Basic	(0.03)	0.03	0.10	0.00	(0.25)	(0.12)
	(ii) Diluted	(0.03)	0.03	0.10	0.00	(0.25)	(0.12)

For Shashijit Infraprojects Limited



AJIT D. JAIN  
(Chairman & Managing Director)  
DIN: 01846992



Place: Vapi  
DATE: 13/11/2021




**SHASHIJIT INFRAPROJECTS LIMITED** formerly known as **SHASHIJIT INFRAPROJECTS PRIVATE LIMITED**  
**CASH FLOW STATEMENT FOR THE HALF YEAR ENDED 30th SEPTEMBER 2021**  
**CIN : L45201GJ2007PLC052114**

Sr. No.	Particulars	HALF YEAR ENDED	HALF YEAR ENDED
		30th Sep, 2021	30th Sep, 2020
		Rs.	Rs.
<b>A</b>	<b>CASH FLOW FROM OPERATING ACTIVITIES</b>		
	Net profit before Tax as per Statement of Profit & Loss	2,33,327	(41,99,377)
	<b>Adjustment For :</b>		
	Depreciation	54,78,456	40,34,411
	Finance costs	31,76,772	28,51,030
	Interest Income	(3,44,290)	(7,36,450)
	Profit on sale of Car	-	(8,80,854)
	Interest Income Included In Retention Money	(584)	(4,858)
	Sundry balance written back	(1,151)	(159)
	Operating profit before working capital changes	85,42,530	10,63,743
	Adjustment for:		
	(Increase) / Decrease in Trade Receivable	(57,20,056)	(12,56,700)
	(Increase) / Decrease in Inventories	(91,37,677)	20,94,596
	(Increase) / Decrease in Other current assets	97,13,485	5,59,701
	(Increase) / Decrease in Other non- current Assets	23,350	(2,69,598)
	(Increase) / Decrease in Trade payables	(6,46,223)	(1,26,45,886)
	(Increase) / Decrease in Other current liabilities	79,76,713	53,25,920
	(Increase) / Decrease in short term provision	3,686	(2,64,372)
	(Increase) / Decrease in Other long term provision	4,14,597	1,36,732
		26,27,875	(63,19,607)
	<b>CASH GENERATED FROM OPERATIONS</b>	1,11,70,405	(52,55,864)
	Direct Taxes Paid (Refund) [Net]	(25,92,628)	(67,45,954)
	Cash Flow Before Extra Ordinary Items	85,77,777	(1,20,01,818)
	<b>Net Cash from Operating Activities</b>	85,77,777	(1,20,01,818)
<b>B</b>	<b>CASH FLOW FROM INVESTMENT ACTIVITIES</b>		
	Purchase of Tangible & Intangible Assets	(29,50,860.04)	(15,28,318)
	Interest income	3,44,290	7,36,450
	Short Term Loans & Advances	3,31,428	32,81,700
	Long Term Loans & Advances	-	58,64,797
	Fixed Deposit Investment	(6,50,188)	-
	<b>Net Cash used in Investing Activities</b>	(29,25,330)	83,54,629
<b>C</b>	<b>CASH FLOW FROM FINANCING ACTIVITIES</b>		
	Proceeds from Short Term Borrowing	(21,15,605)	6,75,093
	Finance costs	(31,76,772)	(28,51,030)
	Proceeds From Long Term Borrowings	1,62,448	1,90,103
	<b>Net Cash used in Financing Activities</b>	(51,29,930)	(19,85,834)
	<b>NET INCREASE IN CASH AND CASH EQUIVALENTS (A+B+C)</b>	5,22,517	(56,33,022)
	CASH AND CASH EQUIVALENTS AT THE BEGINNING OF THE YEAR	5,74,050	61,35,911
	CASH AND CASH EQUIVALENTS AT THE HALF YEAR 30/09/2021	10,96,567	5,02,889
		5,22,518	(56,33,022)

The cash flow statement has been prepared as per indirect method  
As per our report of even date

For Shashijit Infraprojects Limited

  
**AJIT D. JAIN**  
(Chairman & Managing Director)  
DIN: 01846992



Place: Vapi  
DATE: 13/11/2021



**NOTES:**

1. The above Un-audited Standalone Financial Results of Shashijit Infraprojects Limited ("the Company") have been reviewed and recommended by the Audit Committee and approved by the Board of Directors in their respective meeting held on 13<sup>th</sup> November, 2021.
2. The above financial results have been prepared in accordance with the recognition and measurement principle laid down in "Indian Accounting Standard 34 - Interim Financial Reporting", specified in Section 133 of the Companies Act, 2013 read with relevant rules framed thereunder and other accounting principal generally accepted in India.
3. The financial results for the quarter and half year ended 30<sup>th</sup> September, 2021 have been subjected to limited reviewed by the Statutory Auditor of the Company. M/s NPV & Associates, Statutory Auditor of the Company has issued unqualified report for the quarter ended on 30<sup>th</sup> September, 2021.
4. The figures for the quarter ended 30<sup>th</sup> September, 2021 are the balancing figures between the reviewed figures of quarter ended 30<sup>th</sup> June, 2021 and reviewed year to date figures up to year ended 30<sup>th</sup> September, 2021.
5. The figures for the corresponding previous periods have been re-classified/re-grouped/re-arranged, wherever required to make them comparable with the figure of current periods.
6. Company engaged in the business of in Two Segments;
  - i. Construction & Engineering and related/allied activities
  - ii. Development and operating of government infrastructures and related/allied activitiesThere is separate reportable segment as per Indian Accounting Standard 108 during the quarter under review. Therefore, operating segment reporting is applicable.
7. The Company does not have any subsidiary, associate or joint venture. Therefore, it has prepared only standalone results.
8. The Company continues to consider the impact of COVID-19 pandemic in assessing the recoverability of financial and non-financial assets. For this purpose, the Company considered the internal and external sources of information up to the date of approval of these financial results. The Company based on its judgments and estimates expects to fully recover the carrying amount of financial assets. The impact of COVID-19 remains uncertain and may be different from what we have estimated as on the date of approval of these standalone financial results and the Company will continue to closely monitor any material changes to future economic conditions..
9. There are no investor complaints received/pending as on 30<sup>th</sup> September, 2021.
10. The aforesaid financial results will be uploaded on the Company's website [www.shashijitinfraprojects.com](http://www.shashijitinfraprojects.com) and will also be available on the website of BSE LIMITED for the benefit of Investors and Shareholders.

For **SHASHIJIT INFRAPROJECTS LIMITED**

  
(AJIT JAIN)  
CHAIRMAN & MANAGING DIRECTOR  
DIN: 01846992



**Date** : 13<sup>th</sup> November, 2021  
**Place** : Vapi



**SHASHIJIT INFRAPROJECTS LIMITED**

CIN : L45201GJ2007PLC052114

The company is primarily in the business of construction of residential and industrial immovable properties, infrastructure facilities, driveways, public utilities, powerhouse buildings, factories etc. The company also provides the facilities like amusement park, restaurant services on Nagarpalika Lake segment during the quarter under review. The company has identified following segments as primary Reportable Business Segments :

Segment Wise Revenue Results, Assets and Laibilities							
Sr. No.	Particulars	Quarter Ended			Year To Date Ended		Year Ended
		30-09-2021	30-06-2021	30-09-2020	30-09-2021	30-09-2020	31-03-2021
		INR	INR	INR	INR	INR	INR
		Unaudited	Unaudited	Unaudited	Unaudited	Unaudited	Audited
1	Segment Revenue						
	a) Construction and Development of Immovable Properties	6,22,32,180	67415893	37285829	12,96,48,073	55440490	168172518.9
	b) Government Infrastructure	8,41,290	-	-	8,41,290	-	-
	<b>Total</b>	<b>6,30,73,470</b>	<b>6,74,15,893</b>	<b>3,72,85,829</b>	<b>13,04,89,363</b>	<b>5,54,40,490</b>	<b>16,81,72,519</b>
	Less: Inter Segment Revenue	-	-	-	-	-	-
	<b>Net Segment Revenue</b>	<b>6,30,73,470</b>	<b>6,74,15,893</b>	<b>3,72,85,829</b>	<b>13,04,89,363</b>	<b>5,54,40,490</b>	<b>16,81,72,519</b>
2	Segment Results (Profit/(Loss Before Finance Cost, Exceptional Items and Tax)						
	a) Construction and Development of Immovable Properties	31,36,980	11,63,639	11,23,544	43,00,619	(34,89,688)	18,60,869
	b) Government Infrastructure	(12,37,103)	-	-	(12,37,103)	-	-
	<b>Total</b>	<b>18,99,877</b>	<b>11,63,639</b>	<b>11,23,544</b>	<b>30,63,516</b>	<b>(34,89,688)</b>	<b>18,60,869</b>
	Less: (i) Finance Cost	18,27,279	13,49,493	15,87,785	31,76,772	28,51,030	62,45,812
	(ii) Un-Allocable Income	(2,25,696)	(1,20,888)	(14,99,387)	(3,46,584)	(21,41,341)	(26,24,696)
	<b>Profit Before Tax</b>	<b>2,98,294</b>	<b>(64,967)</b>	<b>10,35,147</b>	<b>2,33,327</b>	<b>(41,99,377)</b>	<b>(17,60,246)</b>
3	Segment Assets						
	a) Construction and Development of Immovable Properties	27,76,73,250	28,99,53,246	27,67,77,530	27,76,73,250	27,67,77,530	28,54,11,121
	b) Government Infrastructure	2,35,03,789	-	-	2,35,03,789	-	-
	<b>Total Segment Assets</b>	<b>30,11,77,039</b>	<b>28,99,53,246</b>	<b>27,67,77,530</b>	<b>30,11,77,039</b>	<b>27,67,77,530</b>	<b>28,54,11,121</b>
4	Segment Liabilities						
	a) Construction and Development of Immovable Properties	17,92,28,947	17,79,29,834	16,79,91,964	17,92,28,947	16,79,91,964	17,38,62,942
	b) Government Infrastructure	1,00,55,194	-	-	1,00,55,194	-	-
	<b>Total Segment Liabilities</b>	<b>18,92,84,141</b>	<b>17,79,29,834</b>	<b>16,79,91,964</b>	<b>18,92,84,141</b>	<b>16,79,91,964</b>	<b>17,38,62,942</b>
5	Capital employed (Segment Assets-Segment Liabilities)						
	a) Construction and Development of Immovable Properties	9,84,44,303	11,20,23,412	10,87,85,566	9,84,44,303	10,87,85,566	11,15,48,179
	b) Government Infrastructure	1,34,48,594	-	-	1,34,48,594	-	-
	<b>Total</b>	<b>11,18,92,897</b>	<b>11,20,23,412</b>	<b>10,87,85,566</b>	<b>11,18,92,897</b>	<b>10,87,85,566</b>	<b>11,15,48,179</b>

