



# PRIME INDUSTRIES LIMITED

CIN : L15490PB1992PLC012662

**Regd. Office :** Master Chambers, SCO -19,  
Feroze Gandhi Market, Ludhiana- 141 001, Punjab

Tel. : 0161- 3911500

E-mail : prime\_indust@yahoo.com

Website : www.primeindustrieslimited.com

Ref.: PIL/SEC/2021-22/34

Dated : 09.12.2021

To,  
**Mr. Harshad Naik**  
**Listing Compliance**  
**Bombay Stock Exchange Limited,**  
Floor 25, P.J. Towers, Dalal Street,  
Mumbai.

**Subject : Discrepancies in Financial Results of the Company for the Quarter and Half Year ended September 2021 – Prime Industries Limited ( 511768 )**


Dear Sir,

With reference to your e-mail dated 09.12.2021, we wish to inform you that EPS Figure in the un-audited financial results for the quarter and half year ended September 2021 should be read as 0.000 which was wrongly filled as -0.002 due to typographical mistake.

Rectified copy of the Results are attached herewith for your record.

Thanking You,

Yours faithfully,  
For Prime Industries Limited

  
Rajinder Kumar Singhania  
Managing Director  
DIN : 00077540

Encl. : as above

# PRIME INDUSTRIES LIMITED

CIN: L15490PB1992PLC012662

Regd. & Head Office : Master Chambers, 19, Feroze Gandhi Market, Ludhiana

Email : prime\_indust@yahoo.com, Website : www.primeindustrieslimited.com, Phone No. 0161-5043500

## Statement of Un-Audited Financial Results for the Quarter and Half Year Ended 30.09.2021

Rs. In millions

No.	Particulars	3 months ended	Preceding 3 months ended	Corresponding 3 months ended in the	Year to Date figures for year ended	Year to Date figures for year ended	Previous year ended
		30.09.2021	30.06.2021	30.09.2020	30.09.2021	30.09.2020	31.03.2021
		Un-audited	Un-audited	Un-audited	Un-audited	Un-audited	Audited
1	Revenue from operations	2.13	4.94	2.07	7.07	5.65	81.78
2	Other Income	-	-	-	-	-	-
3	Total Revenue	2.13	4.94	2.07	7.07	5.65	81.78
4	Expenses						
	(a) Cost of Materials consumed	0.74	3.75	0.72	4.49	3.40	74.90
	(b) Purchase of stock-in-trade	-	-	-	-	-	-
	(c) Changes in inventories of finished goods, work-in-progress and stock-in-trade	-	-	-	-	-	-
	(d) Employee benefits expense	0.49	0.45	0.47	0.94	0.93	1.92
	(e) Finance Cost	0.62	0.57	0.98	1.19	1.30	2.34
	(f) Depreciation and amortisation expense	-	-	-	-	-	-
	(g) Other expenses	0.28	0.15	0.10	0.43	0.55	0.93
	Total Expenses	2.13	4.92	2.27	7.05	6.18	80.09
5	Profit / (Loss) before exceptional items and tax (3-4)	0.00	0.02	-0.20	0.02	-0.53	1.69
6	Exceptional items	-	-	-	-	-	-
7	Profit / (Loss) before tax (5-6)	0.00	0.02	-0.20	0.02	-0.53	1.69
8	Tax expense	0.00	0.00	-0.01	0.00	-0.01	0.00
9	Net Profit / (Loss) for the period (11 +/- 12)	0.00	0.02	-0.19	0.02	-0.52	1.69
10	Other Comprehensive Income						
A	(i) Items that will not be reclassified to profit or loss	5.16	46.12	2.54	51.29	4.93	40.72
	(ii) Income tax relating to items that will not be reclassified to profit or loss	-	-	-	-	-	-
B	(i) Items that will be reclassified to profit or loss	-	-	-	-	-	-
	Income tax relating to items that will be reclassified to profit or loss	-	-	-	-	-	-
11	Total Comprehensive Income for the period	5.16	46.14	2.35	51.31	4.41	42.41
12	Paid-up equity share capital (Face Value of the Share Rs.5/-)	78.63	78.63	78.63	78.63	78.63	78.63
13	Earnings Per Share in Rs. (of Rs. 5 /- each) (not annualised):						
	(a) Basic	0.000	0.031	-0.012	0.031	-0.033	0.108
	(b) Diluted	0.000	0.031	-0.012	0.031	-0.033	0.108

**Notes:**

1. The above financial results of "Prime Industries Limited" ("the company") have been prepared in accordance with Regulation 33 of the SEBI (Listing Obligations and Disclosure Requirements) Regulations, 2015 as amended ('the SEBI Regulations'), read with SEBI circular in this regard.
2. These Un-Audited Financial Results were placed before and reviewed by the Audit Committee at its meeting held on 9<sup>th</sup> November, 2021 and approved by the Board of Directors in its meeting held on the same date. The above results have been subjected to Limited Review by the Statutory Auditors.
3. The above financial results have been prepared in accordance with recognition and measurement principles laid down in IND AS 34- Interim Financial Reporting prescribed under Section 133 of the Act read with relevant Rules issued there under.
4. The Statutory Auditors of the Company have carried out the Limited Review of the results for the quarter and half year ended September 30, 2021.
5. Previous period figures have been regrouped/rearranged/restated/recast to be in conformity with the Schedule III of the Companies Act, 2013 and wherever necessary to make their Classification comparable with the current period

for Prime Industries Limited

  
 (Rajinder Kumar Singhania)  
 Managing Director  
 DIN - 00077540

Place: Ludhiana

Date: 09.11.2021

# PRIME INDUSTRIES LIMITED

CIN: L15490PB1992PLC012662

Regd. & Head Office : Master Chambers, 19, Feroze Gandhi Market, Ludhiana


Email : prime\_indust@yahoo.com Website : www.primeindustrieslimited.com Phone No. 0161-5043500

## Statement of Assets and Liabilities as at 30th September 2021

Rs. In Millions


Particulars	As at (Period ended 30.09.2021)	As at (Year ended 31.03.2021)
<b>ASSETS</b>		
<b>1. Non-current assets</b>		
(A) Property, Plant and Equipment	0.02	0.02
(B) Capital work-in-progress	-	-
(C) Investment Property	30.66	30.66
(D) Goodwill	-	-
(E) Other Intangible Assets	-	-
(F) Intangible Assets under development	-	-
(G) Biological Assets other than bearer plants	-	-
(H) Financial Assest		
(i) Investments	107.56	56.27
(ii) Trade Receivables	-	-
(iii) Loans	-	-
(I) Deferred tax assets (net)	0.07	0.07
(J) Other non-current assets	0.58	0.58
<b>2. Current Assets</b>		
(A) Inventories	9.48	10.22
(B) Financial Assets		
(i) Investments	-	-
(ii) Trade Receivables	-	-
(iii) Cash and cash equivalents	0.03	13.99
(iv) Bank Balances other than (iii) above	-	-
(v) Loans	-	-
(vi) Others (to be specified)	-	-
(C) Current Tax Assets (Net)	36.01	-
(D) Other current Assets	33.04	17.19
<b>Total Assets</b>	<b>217.45</b>	<b>129.00</b>
<b>EQUITY AND LIABILITIES</b>		
<b>1. Equity</b>		
(A) Equity Share Capital	78.63	78.63
(B) Other Equity	85.20	33.91
<b>2 Liabilities</b>		
<b>(I) Non-Current Liabilities</b>		
(A) Financial Liabilities		
(i) Borrowings	-	-
(ii) Trade Payables	-	-
(iii) Other Financial Liabilities	-	-
(B) Provisions	-	-
(C) Deferred tax Liabilities	-	-
(D) Other non-current Liabilities	-	-
<b>(II) Current Liabilities</b>		
(A) Financial Liabilities		
(i) Borrowings	41.79	4.51
(ii) Trade Payables	-	-

For Prime Industries Ltd

  
Managing Director

(iii) Other Financial Liabilities	-	-
(B) Other Current Liabilities	11.83	11.95
(C) Provisions	-	-
(D) Current Tax Liabilities	-	-
<b>Total Equity and Liabilities</b>	<b>217.45</b>	<b>129.00</b>

**For Prime Industris Limited**  
For Prime Industries Ltd.

  
Managing Director  
**(Rajinder Kumar Singhania)**  
Managing Director  
DIN-00077540

Place: Ludhiana  
Date:09.11.2021

# PRIME INDUSTRIES LIMITED

CIN: L15490PB1992PLC012662

Regd. & Head Office : Master Chambers, 19, Feroze Gandhi Market, Ludhiana


Email : prime\_indust@yahoo.com Website : www.primeindustriestlimited.com Phone No. 0161-5043500

## Cash Flow Statement for the period ended 30th September, 2021

Rs.in Millions

Particulars	For the period ended 30th Sep 2021	For the year ended 31st March 21
<b>A. Cash flow from operating activities</b>		
Net Profit/Loss() before tax and extraordinary items	0.008	1.685
<i>Adjustments for:</i>		
Depreciation and Loss on Sale of Fixed Assets	-	0.002
Provision for Diminution in Value of Investment	-	-
Reversal of Revaluation Reserves	-	-
Interest Paid	1.192	2.338
	1.192	2.340
Operating profit before working capital changes	1.200	4.025
<i>Changes in working capital:</i>		
<i>Adjustments for (increase) / decrease in operating assets:</i>		
Inventories	0.737	(0.359)
Trade receivables	-	-
Short-term loans and advances	(36.011)	2.603
Other Current Assets	(15.844)	(12.644)
Long-term loans and advances		(0.423)
<i>Adjustments for increase / (decrease) in operating liabilities:</i>		
Short term borrowing	37.276	4.512
Other current liabilities	(0.122)	2.019
Cash flow from extraordinary items	(13.964)	(4.292)
Cash generated from operations	(12.764)	(0.267)
Net income tax (paid) / refunds	-	-
<b>Net cash flow from operating activities (A)</b>	<b>(12.764)</b>	<b>(0.267)</b>
<b>B. Cash flow from investing activities</b>		
Purchase of fixed assets	-	-
Sale of fixed assets	-	-
Purchase of Investment	-	-
Sale of investment	-	-
Sale of Property	-	-
<b>Net cash flow (used in) investing activities (B)</b>	<b>-</b>	<b>-</b>
<b>C. Cash flow from Financing activities</b>		
Interest Paid	(1.192)	(2.338)
<b>Net Increase/(decrease) in Cash and cash equivalents (A+B+C)</b>	<b>(13.956)</b>	<b>(2.605)</b>
Cash and cash equivalents at the beginning of the year	13.989	16.594
Cash and cash equivalents at the end of the year	0.033	13.989

For Prime Industries Limited  
For Prime Industries Ltd.

  
Rajinder Kumar Singhania  
Managing Director  
DIN - 00077540

Place: Ludhiana  
Date: 09.11.2021



# C.S. ARORA & ASSOCIATES

CHARTERED ACCOUNTANTS

734, Phase - II  
Urban Estate, Dugri  
Ludhiana-141013  
Mobile. 098159-00077

## INDEPENDENT AUDITOR'S REVIEW REPORT ON THE QUARTERLY AND HALF YEARLY UNAUDITED FINANCIAL RESULTS OF THE COMPANY PURSUANT TO THE REGULATION 33 OF THE SEBI (LISTING OBLIGATION AND DISCLOSURE REQUIREMENTS) REGULATIONS, 2015 AS AMENDED

To  
The Board of Directors  
Prime Industries Ltd.


We have reviewed the accompanying statement of standalone unaudited financial results of M/s Prime Industries Ltd for the quarter and half year ended 30.09.2021. This statement is the responsibility of the Company's Management and has been approved by the Board of Directors. Our responsibility is to issue a report on these financial statements based on our review.

This Statement, which is the responsibility of the Company's Management and approved by the Company's Board of Directors, has been prepared in accordance with the recognition and measurement principles laid down in Indian Accounting Standard 34 "Interim Financial Reporting" ("Ind AS 34"), prescribed under Section 133 of the Companies Act, 2013, and other accounting principles generally accepted in India. Our responsibility is to express a conclusion on the Statement based on our review.

We conducted our review of the Statement in accordance with the Standard on Review Engagements (SRE) 2410 "Review of Interim Financial Information Performed by the Independent Auditor of the Entity", issued by the Institute of Chartered Accountants of India. This standard requires that we plan and perform the review to obtain moderate assurance as to whether the financial statements are free of material misstatement. A review is limited primarily to inquiries of company personnel and analytical procedures applied to financial data and thus provide less assurance than an audit. We have not performed an audit and accordingly, we do not express an audit opinion.

Based on our review conducted as above, nothing has come to our attention that causes us to believe that the accompanying statement of unaudited financial results prepared in accordance with applicable accounting standards and other recognized accounting practices and policies has not disclosed the information required to be disclosed in terms of Regulation 33 of the SEBI (Listing Obligations and Disclosure Requirements) Regulations, 2015 including the manner in which it is to be disclosed, or that it contains any material misstatement.

For C.S. Arora & Associates  
Chartered Accountants  
FRN:015130N



(Chanchal Singh)  
Partner  
Membership No.090835

Place: Ludhiana  
Date: 09.11.2021