



# SAH POLYMERS LIMITED

[www.sahpolymers.com](http://www.sahpolymers.com)

CIN: U24201RJ1992PLC006657

SPL/Stock Exchanges/2023-2024/33

August 05, 2023

The Manager,  
Listing Department,  
National Stock Exchange Limited,  
'Exchange Plaza', C-1, Block-G  
Bandra Kurla Complex  
Bandra (E),  
Mumbai-400051.  
Scrip Code: SAH

The Secretary,  
BSE Limited ✓  
Phiroze Jeejeebhoy  
Towers,  
Dalal Street,  
Mumbai-400001.  
Scrip code: 543743

**Sub: Submission of the Financial Result of First quarter ended on 30.06.2023 .**

Dear Sir/Ma'am,

Pursuant to the provisions of Regulation 33 and other applicable provisions of SEBI (Listing Obligations and Disclosure Requirements) Regulations, 2015 ('SEBI LODR'), we are enclosing herewith a copy of the Unaudited Standalone & Consolidated Financial Result of the Company for the quarter ended on June 30, 2023 together with the Auditor's Limited Review Report thereon.

The financial Results are also be made available on the website of the Company at [www.sahpolymers.com](http://www.sahpolymers.com).

You are requested to take the above information on your record.

Thanking you,

Yours faithfully,

For **SAH POLYMERS LIMITED**

Hakim Sadiq Ali Tidiwala  
Whole-time Director  
DIN: 00119156  
Encl; as above



**Regd. Office & Factory:**

**E 260-261, Mewar Industrial Area, Madri, Udaipur-313003 (Rajasthan)**

**Tel : 0294-2490242, 9983349242, Tele/Fax : 0294-2490534**

**E-mail : [info@sahpolymers.com](mailto:info@sahpolymers.com)**

**ANISO 9001:2015**

**Reg.No. RQ91/7969**



**INDEPENDENT AUDITOR'S REVIEW REPORT ON REVIEW OF INTERIM  
STANDALONE FINANCIAL RESULTS**

**TO THE BOARD OF DIRECTORS OF  
SAH POLYMERS LIMITED**

1. We have reviewed the accompanying statement of standalone unaudited financial results (the 'Statement') of **Sah Polymers Limited** (the 'Company') for the quarter ended 30th June, 2023 ("the Statement"), being submitted by the Company pursuant to the requirements of Regulation 33 of the SEBI (Listing Obligations and Disclosure Requirements) Regulations, 2015, as amended.

2. This Statement, which is the responsibility of the Company's Management and approved by the Company's Board of Directors at its meeting held on August 4, 2023, has been prepared in accordance with the recognition and measurement principles laid down in the Indian Accounting Standard 34 "Interim Financial Reporting" ("Ind AS 34"), prescribed under Section 133 of the Companies Act, 2013 read with relevant rules issued thereunder and other accounting principles generally accepted in India. Our responsibility is to issue a report on the Statement based on our review.

3. We conducted our review in accordance with the Standard on Review Engagements (SRE) 2410. Review of Interim Financial Information Performed by the Independent Auditor of the Entity, issued by the Institute of Chartered Accountants of India. This standard requires that we plan and perform the review to obtain moderate assurance as to whether the Statement is free of material misstatement. A review is limited primarily to inquiries of company personnel and analytical procedures applied to financial data and thus provides less assurance than an audit. We have not performed an audit and accordingly, we do not express an audit opinion.

We also performed procedures in accordance with the circular issued by the SEBI under Regulation 33(8) of the SEBI (Listing Obligations and Disclosure Requirements) Regulations, 2015, as amended, to the extent applicable.





# H R JAIN & Co

## CHARTERED ACCOUNTANTS

4. Based on our review conducted as above, nothing has come to our attention that causes us to believe that the accompanying Statement, prepared in accordance with applicable Indian Accounting Standards specified under Section 133 of the Companies Act, 2013 and SEBI Circulars CIR/CFD/CMD/ 15/2015 dated 30 November 2015 and CIR/CFD/FAC/ 62/2016 dated 5 July 2016, and other recognised accounting practices and policies, has not disclosed the information required to be disclosed in accordance with the requirements of Regulation 33 of the SEBI (Listing Obligations and Disclosure Requirements) Regulations, 2015, including the manner in which it is to be disclosed or that it contains any material misstatement.

**For H R JAIN & CO.,**

Chartered Accountants

Firm's Registration No. 000262G

Manoj Jain

Partner

Place of signature: Udaipur

Membership No.: 400459

Date: August 4, 2023

ICAI UDIN: 23400459 BGUKCE 51B8



**SAH POLYMERS LIMITED**

Regd. Office : E-260-261, Mewar Industrial Area, Madri, Udaipur -313003

CIN:U24201RJ1992PLC006657

Email:info@sahpolymers.com website: www.sahpolymers.com

Tel : 0294-2490534 Fax No. 0294-2490534

**Statement of Standalone Financial Results for the quarter ended 30th June,2023 (Rs. In lakhs )**

Particulars		Quarter ended			Year ended
		30.06.2023	30.06.2022	31.03.2023	31.03.2023
		(Unaudited)	(Unaudited)	# (refer to note 4 )	(Audited) (refer to note 4 )
<b>Income:</b>					
Revenue from operations	1	1959.69	2,657.03	1474.70	8235.34
Other income	2	46.05	32.15	43.45	150.48
<b>Total Income (1+2)</b>	3	2005.74	2689.18	1518.15	8385.82
<b>Expenses :</b>					
Cost of Materials consumed		1224.53	1,621.56	1080.81	4223.58
Purchases of Stock-in-Trade		267.47	315.08	193.81	1819.35
Changes in inventories of finished goods work-in-progress and Stock -in-Trade		-345.83	130.21	-540.13	-503.66
Employee benefits expense		120.20	64.52	97.76	286.19
Finance costs		71.66	32.62	62.14	190.94
Depreciation and amortization expense		52.00	21.69	44.94	112.55
Other expenses		560.72	373.90	503.73	1846.27
<b>Total expenses</b>	4	1950.75	2559.58	1443.06	7975.22
Profit before exceptional items and tax(3-4)	5	54.99	129.60	75.09	410.60
Exceptional items	6	0.00	0.00	0.00	0.00
Profit/(loss) before tax (5-6)	7	54.99	129.60	75.09	410.60
Less : Tax expense :	8				
Current Tax (net of MAT)		0	35.41	-67.5	19.93
Deferred Tax		12.40	0.59	84.62	85.03
Profit(loss)for the period from continuing operation (7-8)	9	42.59	93.60	57.97	305.64
Profit/(Loss) from discontinued operations.	10	0.00	0.00	0.00	0.00
Tax expense of discontinued operations	11	0.00	0.00	0.00	0.00
Profit(loss)for the period from discontinued operation after tax (10-11)	12	0.00	0.00	0.00	0.00
Profit(loss) for the period (9+12)	13	42.59	93.60	57.97	305.64
Other Comprehensive Income	16				
A(i) item that will not be reclassified to profit or loss		0.00	0.00	0.00	0.00
Equity Instrument through other comprehensive		0.00	0.00	0.00	0.00
(ii) Income tax relating to item that will not be reclassified to profit or loss		0.00	0.00	0.00	0.00
B(i) item that will be reclassified to profit or loss		0.00	0.00	0.00	0.00
(ii) Income tax relating to item that will be reclassified to profit or loss		0.00	0.00	0.00	0.00
<b>Total Comprehensive Income for the period (15+16) (</b> Comprising profit (loss) and other Comprehensive Income for Paid up Equity Share Capital	17	42.59	93.60	57.97	305.64
Face value per share Rs 10/- each		2579.60	1559.60	1788.75	1788.75
Other Equity					5830.09
Earnings per equity share:(for continued Operation- not annualised):					
(1) Basic		0.17	0.60	0.32	1.71
(2) Diluted		0.17	0.60	0.32	1.71
Earnings per equity share:(for discontinued Operation- not annualised):					
(1) Basic		0.00	0.00	0.00	0.00
(2) Diluted		0.00	0.00	0.00	0.00
Earnings per equity share:(for discontinued & continuing operations- not annualised)					
(1) Basic		0.17	0.60	0.32	1.71
(2) Diluted		0.17	0.60	0.32	1.71



Notes :

#The figures for the 3 months ended 31.03.2023 are the balancing figures between the audited figures in respect of the full financial year and the year to date figures upto the third quarter of the financial year.

Notes :

1.The above results have been reviewed by the Audit Committee and approved by the Board of Directors at its meeting held on August 4,2023.The same have also been subjected to Limited Review by the Statutory Auditors.

2. There is no exceptional item.

3. Segment information as per Ind-AS 108, 'Operating Segments' is disclosed in Annexure -1.

4.The equity share and basic/diluted earning per share for the comparative period (quarter and year ended 31.03.2023) have been presented in accordance with Inds AS 33- Earning per share.

5. This statement is as per Regulation 33 of the SEBI (Listing Obligations and Disclosure Requirements) Regulations, 2015.

6.These standalone financial results are available on the Company's website viz, [www.sahpolymers.com](http://www.sahpolymers.com) and on the websites of National Stock Exchange Limited([www.nseindia.com](http://www.nseindia.com)) and BSE Limited ([www.bseindia.com](http://www.bseindia.com)).

**for SAH POLYMERS LIMITED**



Hakim Sadiq Ali Tidiwala  
Wholtime Director  
DIN: 00119156

Place :Udaipur

Date :August 4, 2023



**SAH POLYMERS LIMITED Annexure -1**

Regd. Office : E-260-261, Mewar Industrial Area, Madri, Udaipur -313001

CIN:U24201RJ1992PLC006657

Email:info@sahpolymers.com website: www.sahpolymers.com

Tel : 0294-2490534 Fax No. 0294-2490534

**Standalone Segment-wise Revenue, Results and Capital Employed For the quarter ended 30th June ,2023 (Rs. Lakhs.)**

Particulars	3 months ended 30.06.2023	3 months ended 30.06.2022	3 months ended 31.03.2023	Year ended 31.03.2023
	(Unaudited)	(Unaudited)	# (refer to note 4 )	(Audited) (refer to note 4 )
<b>Segment Revenue</b>				
Manufacturing -Flexible Packaging	1,635.81	2,280.98	1,276.11	6,238.14
Trading	290.19	354.38	166.86	1,886.77
Financing	33.69	21.67	31.73	110.43
Total	1,959.69	2,657.03	1,474.70	8,235.34
Other Income	46.05	32.15	43.45	150.48
Total Revenue	<b>2,005.74</b>	<b>2,689.18</b>	<b>1,518.15</b>	<b>8,385.82</b>
<b>Segment results</b>				
Manufacturing -Flexible Packaging	(19.24)	48.64	(10.55)	133.64
Trading	1.78	39.30	19.25	67.42
Financing	26.40	9.51	22.94	59.06
<b>Total Segment Results</b>	<b>8.94</b>	<b>97.45</b>	<b>31.64</b>	<b>260.12</b>
Other Income	46.05	32.15	43.45	150.48
Profit before tax	54.99	129.60	75.09	410.60
Provision for tax	12.40	36.00	17.12	104.96
Profit after tax	<b>42.59</b>	<b>93.60</b>	<b>57.97</b>	<b>305.64</b>
<b>Segment Assets</b>				
Manufacturing -Flexible Packaging	10,902.10	5,902.71	10,509.21	10,509.21
Trading	-	-	-	-
Finance	1,164.66	938.62	1,193.91	1,193.91
Total	<b>12,066.76</b>	<b>6,841.33</b>	<b>11,703.12</b>	<b>11,703.12</b>
<b>Segment Liabilities</b>				
Manufacturing -Flexible Packaging	3,337.54	3,785.89	2,856.30	2,856.30
Trading	-	-	155.03	155.03
Financing	276.97	590.56	282.10	282.10
Total	<b>3,614.51</b>	<b>4,376.45</b>	<b>3,293.43</b>	<b>3,293.43</b>
<b>Capital Employed</b>	8,452.25	2,464.88	8,409.69	8,409.69
<b>Capital Expenditure</b>				
Trading	-	-	-	-
Manufacturing -Flexible Packaging	56.73	29.84	2,907.09	3,007.32
Financing	-	-	-	-
Total	<b>56.73</b>	<b>29.84</b>	<b>2,907.09</b>	<b>3,007.32</b>
<b>Depreciation and amortization</b>				
Trading	-	-	-	-
Manufacturing -Flexible Packaging	52.00	21.69	44.94	112.55
Financing	-	-	-	-
Total	<b>52.00</b>	<b>21.69</b>	<b>44.94</b>	<b>112.55</b>

for SAH POLYMERS LIMITED

Place :Udaipur

Date : August 4, 2023

Hakim Sadiq Ali Tidiwala

Wholtime Director

DIN: 00119156





**INDEPENDENT AUDITOR'S REVIEW REPORT ON REVIEW OF INTERIM  
CONSOLIDATED FINANCIAL RESULTS**

**TO THE BOARD OF DIRECTORS OF  
SAH POLYMERS LIMITED**

1. We have reviewed the accompanying Statement of Consolidated Unaudited Financial Results of **Sah Polymers Limited** ("the Parent") and its subsidiary viz; **Fibcorp Polyweave Private Limited** (the Parent and its subsidiary together referred to as "the Group"), for the quarter ended June 30, 2023 ("the Statement"), being submitted by the Parent pursuant to the requirement of Regulation 33 of the SEBI (Listing Obligations and Disclosure Requirements) Regulations, 2015, as amended ("the Listing Regulations").


2. This Statement, which is the responsibility of the Parent's Management and approved by the Parent's Board of Directors, has been prepared in accordance with the recognition and measurement principles laid down in the Indian Accounting Standard 34 "Interim Financial Reporting" (Ind AS 34), prescribed under Section 133 of the Companies Act, 2013 read with relevant rules issued thereunder and other accounting principles generally accepted in India. Our responsibility is to express a conclusion on the Statement based on our review.

3. We conducted our review of the Statement in accordance with the Standard on Review Engagements (SRE) 2410 "Review of Interim Financial Information Performed by the Independent Auditor of the Entity", issued by the Institute of Chartered Accountants of India (ICAI). A review of interim financial information consists of making inquiries, primarily of Parent's personnel responsible for financial and accounting matters, and applying analytical and other review procedures. A review is substantially less in scope than an audit conducted in accordance with Standards on Auditing specified under Section 143(10) of the Companies Act, 2013 and consequently does not enable us to obtain assurance that we would become aware of all significant matters that might be identified in an audit. Accordingly, we do not express an audit opinion.

We also performed procedures in accordance with the circular issued by the SEBI under Regulation 33 (8) of the SEBI (Listing Obligations and Disclosure Requirements) Regulations, 2015, as amended, to the extent applicable.

4. The Statement includes the results of Sah Polymers Limited (Parent) and Fibcorp Polymers Private Limited (subsidiary).

5. Based on our review conducted and procedures performed as stated in paragraph 3 above and based on the consideration of the review reports of other auditors referred to in paragraph 6 below, nothing has come to our attention that causes us to believe that the accompanying Statement, prepared in accordance with the recognition and measurement principles laid down in the aforesaid Indian Accounting Standard and





# H R JAIN & Co

## CHARTERED ACCOUNTANTS

other accounting principles generally accepted in India, has not disclosed the information required to be disclosed in terms of Regulation 33 of the SEBI (Listing Obligations and Disclosure Requirements) Regulations, 2015, as amended, including the manner in which it is to be disclosed, or that it contains any material misstatement.

6. We did not review the interim financial information of the subsidiary included in the consolidated unaudited financial results, whose interim financial information reflects total revenues of Rs. 1051.75 lakhs, total net profit after tax of Rs. 18.53 lakhs, total comprehensive income of Rs. 18.53 lakhs for the quarter ended June 30, 2023, as considered in the Statement. This interim financial information has been reviewed by other auditors whose reports have been furnished to us by the Management and our conclusion on the Statement, in so far as it relates to the amounts and disclosures included in respect of these subsidiaries, is based solely on the reports of the other auditors and the procedures performed by us as stated in paragraph 3 above.

Our conclusion on the Statement is not modified in respect of this matter.

**For H R JAIN & CO.,**

Chartered Accountants

Firm's Registration No. 0002620

Manoj Jain  
Partner

Place of signature: Udaipur

Membership No.: 400459

Date: August 4, 2023

ICAI UDIN: 23400459 BGV RCT 5227





**SAH POLYMERS LIMITED**

Regd. Office : E-260-261, Mewar Industrial Area, Madri, Udaipur -313003


CIN:U24201RJ1992PLC006657

Email:info@sahpolymers.com website: www.sahpolymers.com

Tel : 0294-2490534 Fax No. 0294-2490534

<b>Consolidated Financial Results for the quarter ended 30th June, 2023 (Rs. in lakhs)</b>					
Particulars		Quarter ended			Year ended
		30.06.2023	30.06.2022	31.03.2023	31.03.2023
		(Unaudited)	(Unaudited)	# (refer to note 4)	(Audited) (refer to note 4)
<b>Income:</b>					
Revenue from operations	1	2329.20	2722.31	1989.30	9539.92
Other income	2	53.69	36.68	51.60	181.70
<b>Total Income (1+2)</b>	3	2382.89	2758.99	2040.90	9721.62
<b>Expenses :</b>					
Cost of Materials consumed		1542.76	1560.31	1510.64	5691.50
Purchases of Stock-in-Trade		44.67	315.08	80.80	630.73
Changes in inventories of finished goods		-271.71	53.92	-618.97	-587.28
work-in-progress and Stock -in-Trade			0.00	0.00	
Employee benefits expense		163.07	166.07	-78.93	443.68
Finance costs		78.66	35.65	72.33	222.06
Depreciation and amortization expense		57.54	28.35	54.15	140.33
Other expenses		680.56	427.58	942.42	2668.20
<b>Total expenses</b>	4	2295.55	2586.96	1962.44	9209.22
Profit before exceptional items and tax(3-4)	5	87.34	172.03	78.46	512.40
Exceptional items	6	0.00	0.00	0.00	0.00
Profit/(loss) before tax (5-6)	7	87.34	172.03	78.46	512.40
Less : Tax expense :	8				
Current Tax		9.65	41.24	-48.46	55.89
Deferred Tax		16.58	5.67	77.19	80.45
		61.11	125.12	49.73	376.06
Profit(loss)for the period from continuing operation (7-8)	9				
Profit/(Loss) from discontinued operations.		0.00	0.00	0.00	0.00
Tax expense of discontinued operations		0.00	0.00	0.00	0.00
Profit/(loss) from discontinued operation (after tax) (XII-XIII)		0.00	0.00	0.00	0.00
Profit/(loss) for the period (XV+XVI)		61.11	125.12	49.73	376.06
Attributable to		52.03	100.67	58.11	341.52
a) Owners of the company					
(b) Non-controlling interest		9.08	24.45	-8.38	34.54
Other Comprehensive Income					
A(i) item that will not be reclassified to profit or loss					
Equity Instruments through Other Comprehensive income		0.00	0.00	0.00	0.00
(ii) Income tax relating to item that will not be reclassified to profit or loss		0.00	0.00	0.00	0.00
B(i) item that will be reclassified to profit or loss		0.00	0.00	0.00	0.00
(ii) Income tax relating to item that will not be reclassified to profit or loss					
Total Comprehensive Income for the period (XV+XVI) (Comprising profit (loss) and other Comprehensive Income for the period )		61.11	125.12	49.73	376.06
Attributable to		52.03	100.67	58.11	341.52
a) Owners of the parent					
(b) Non-controlling interests		9.08	24.45	(8.38)	34.54
Of the total comprehensive income above,					
<b>Profit for the year attributable to :</b>					
Owners of the parent		52.03	100.67	58.11	341.52
Non-controlling interests		9.08	24.45	(8.38)	34.54
Of the total comprehensive income above,					
<b>Other comprehensive income attributable to :</b>					
Owners of the parent		0.00	0.00	0.00	0.00
Non-controlling interests		0.00	0.00	0.00	0.00
Paid up Equity Share Capital		2579.60	1559.60	1788.75	1788.75
Face value per share Rs 10/- each					
Other Equity					6175.58
Earnings per equity share:(for continued Operation):					
(1) Basic		0.24	0.80	0.28	2.10
(2) Diluted		0.24	0.80	0.28	2.10
Earnings per equity share:(for discontinued Operation):					
(1) Basic		0.00	0.00	0.00	0.00
(2) Diluted		0.00	0.00	0.00	0.00
Earnings per equity share:(for discontinued & continuing					
(1) Basic		0.24	0.80	0.28	2.10
(2) Diluted		0.24	0.80	0.28	2.10

#The figures for the 3 months ended 31.03.2023 are the balancing figures between the audited figures in respect of the full financial year and the year to date figures upto the third quarter of the financial year.



Notes :

1.The above results have been reviewed by the Audit Committee and approved by the Board of Directors at its meeting held on August 4, 2023.The same have also been subjected to Limited Review by the Statutory Auditors.

2. There is no exceptional item.

3. Segment information as per Ind-AS 108, 'Operating Segments' is disclosed in Annexure -1.

4.The equity share and basic/diluted earning per share for the comparative period (quarter and year ended 31.03.2023) have been presented in accordance with Inds AS 33- Earning per share.

5. This statement is as per Regulation 33 of the SEBI (Listing Obligations and Disclosure Requirements) Regulations, 2015.

6.These consolidated financial results are available on the Company's website viz, www.sahpolymers.com and on the websites of National Stock Exchange Limited(www.nseindia.com) and BSE Limited (www.bseindia.com).

7.The standalone financial results for the quarter ended June 30, 2023 are summarised below and detailed financial results are available on Company's website www.sahpolymers.com and have been submitted to the National Stock Exchange Limited (www.nseindia.com) and BSE Limited (www.bseindia.com) where the equity shares of the Company are listed.


Rs. In lakhs

Particulars	Quarter ended			Year ended
	30.06.2023	30.06.2022	31.03.2023	31.03.2023
	(Unaudited)	(Unaudited)	#	(Audited)
Total Income	2005.74	2689.18	1518.15	8385.82
Profit/(loss) before tax	54.99	129.60	75.09	410.60
Profit(loss) for the period after tax	42.59	93.60	57.97	305.64
Other Comprehensive Income	0.00	0.00	0.00	0.00
Total Comprehensive Income for the period	42.59	93.60	57.97	305.64

for SAH POLYMERS LIMITED

Hakim Sadiq Ali Tidiwala  
Wholtime Director  
DIN: 00119156

Place :Udaipur  
Date : August 04, 2023



## SAH POLYMERS LIMITED

## Annexure -1

Regd. Office : E-260-261, Mewar Industrial Area, Madri, Udaipur -313003

CIN:U24201RJ1992PLC006657


Email:info@sahpolymers.com website: www.sahpolymers.com

Tel : 0294-2490534 Fax No. 0294-2490534

**Consolidated Segment-wise Revenue, Results and Capital Employed for the quarter ended 30th June, 2023  
(Rs. in lakhs)**

	Quarter ended			Year ended
	30.06.2023 (Unaudited)	30.06.2022 (Unaudited)	31.03.2023 # (refer to note 4 )	31.03.2023 (Audited) (refer to note 4)
<b>Segment Revenue</b>				
Manufacturing -Flexible Packaging	2279.68	2348.91	1837.27	8,735.61
Trading	27.50	351.74	124.57	698.15
Financing	22.02	21.66	27.46	106.16
Total	2329.20	2722.31	1989.30	9,539.92
Other Income	53.69	36.68	51.60	181.70
Total Revenue	<b>2382.89</b>	<b>2758.99</b>	<b>2040.90</b>	<b>9721.62</b>
<b>Segment results</b>				
Manufacturing -Flexible Packaging	17.16	71.76	3.69	204.22
Trading	1.78	36.65	0.21	67.42
Financing	14.72	26.94	22.96	59.06
<b>Total Segment Results</b>	<b>33.66</b>	<b>135.35</b>	<b>26.86</b>	<b>330.70</b>
Other Income	53.69	36.68	51.60	181.70
Profit before tax	87.34	172.03	78.46	512.40
Provision for tax	26.23	46.91	28.73	136.34
Profit after tax	<b>61.11</b>	<b>125.12</b>	<b>49.73</b>	<b>376.06</b>
<b>Segment Assets</b>				
Manufacturing -Flexible Packaging	11969.64	6,788.69	11,773.15	11,773.15
Trading	-	-	-	-
Financing	919.66	941.26	842.70	842.70
Total	<b>12889.30</b>	<b>7,729.95</b>	<b>12,615.85</b>	<b>12,615.85</b>
<b>Segment Liabilities</b>				
Manufacturing -Flexible Packaging	3794.98	4,364.93	3,422.58	3,422.58
Trading	-	-	155.09	155.09
Financing	275.00	590.57	280.00	280.00
Total	<b>4069.98</b>	<b>4,955.50</b>	<b>3,857.67</b>	<b>3,857.67</b>
<b>Capital Employed</b>	8819.32	2,774.45	8,758.18	8,758.18
<b>Capital Expenditure</b>				
Manufacturing -Flexible Packaging	57.51	31.96	2911.23	3011.46
Trading	-	-	-	-
Financing	-	-	-	-
Total	<b>57.51</b>	<b>31.96</b>	<b>2911.23</b>	<b>3011.46</b>
<b>Depreciation and amortization</b>				
Manufacturing -Flexible Packaging	57.54	28.35	54.15	140.33
Trading	-	-	-	-
Financing	-	-	-	-
Total	<b>57.54</b>	<b>28.35</b>	<b>54.15</b>	<b>140.33</b>

for SAH POLYMERS LIMITED

Place :Udaipur  
Date : August 04, 2023
  
Hakim Sadiq Ali Tidiwala  
Wholtime Director  
DIN: 00119156
