



LIGHT UP THE WORLD

FIEM INDUSTRIES LIMITED

Unit-VII : Plot No. 1915, Rai Industrial Estate, Phase-V, Sonapat-131029 Haryana (INDIA)

Tel. : +91-130-2367905/906/907/908/909/910 Fax : +91-130-2369703

E-mail : fiemunit7@fiemindustries.com

August 14, 2021

(Through Listing Centre)

The Manager,
Dept. of Corporate Services
B S E Limited, 25th Floor, P. J. Towers,
Dalal Street, **Fort, Mumbai - 400 001**

Dear Sir,

Sub: Unaudited Financial Results for the Quarter ended June 30, 2021.
Ref: SEBI (Listing Obligations and Disclosure Requirements) Regulations, 2015 (Listing Regulations).

Pursuant to Regulation 33 read with Regulation 30 and Schedule III [Part A, Para A, sub-para 4(h)] and any other applicable provision(s) of the Listing Regulations, we wish to inform that Board of Directors of the Company at their meeting held today i.e. on **August 14, 2021** have considered and approved the Un-audited Financial Results (Standalone and Consolidated) for the Quarter ended June 30, 2021, as reviewed and recommended by the Audit Committee. The Statutory Auditors conducted Limited Review on above results.

In this regard, please find enclosed the following:


1. Un-audited Financial Results (Standalone) for the Quarter ended June 30, 2021, prepared under 'IndAs', along with Limited Review Report by the Auditors of the Company on above Results.
2. Un-audited Financial Results (Consolidated) for the Quarter ended June 30, 2021, prepared under 'IndAs', along with Limited Review Report by the Auditors of the Company on above Results.
3. Results Highlights for the Quarter ended June 30, 2021.

In compliance with Regulation 47(1)(b) of Listing Regulations, the company will publish the Un-audited Financial Results (Consolidated) in the newspapers in the prescribed format, along with (1) Turnover, (2) Profit before tax and (3) Profit after tax on standalone basis.

This is to also inform that the Board Meeting started at 2.30 p.m. and concluded at 4:40 p.m. today.

Thanking you.

Yours faithfully,
For Fiem Industries Limited


Arvind K. Chauhan
Company Secretary

Encls: A/a

**STATEMENT OF STANDALONE UNAUDITED FINANCIAL RESULTS FOR THE QUARTER ENDED
JUNE 30, 2021**

SL. No.	Particulars	QUARTER ENDED			YEAR ENDED
		30.06.21	31.03.21	30.06.20	31.03.21
		(Unaudited)	(Audited)	(Unaudited)	(Audited)
1	Income				
	a) Net Sales	27,225.17	41,498.02	6,617.33	120,749.99
	b) Other Operating Income	242.54	624.28	143.17	1,342.32
	Revenue from Operations	27,467.71	42,122.30	6,760.50	122,092.31
	Other Income	34.54	204.07	30.46	336.98
	Total Income	27,502.25	42,326.37	6,790.96	122,429.29
2	Expenses				
	a) Cost of materials consumed	16,958.70	24,218.40	3,450.40	73,553.66
	b) Purchases of stock-in-trade	147.14	220.49	52.91	639.57
	c) Changes in inventories of finished goods, work-in-progress and stock-in-trade	(427.25)	915.30	1,327.63	1,249.34
	d) Employee benefits expense	4,407.79	5,286.36	2,072.59	16,370.41
	e) Finance Costs	218.17	267.99	288.72	1,163.65
	f) Depreciation and amortization expense	1,384.51	1,618.19	1,384.08	5,709.33
	g) Other expenses	3,228.17	6,149.10	1,394.80	16,900.91
	Total Expenses	25,917.23	38,675.83	9,971.13	115,586.87
3	Profit/ (Loss) before exceptional items and Tax (1-2)	1,585.02	3,650.54	(3,180.17)	6,842.42
4	Exceptional Items	-	-	-	(318.40)
5	Profit/ (Loss) before Tax (3-4)	1,585.02	3,650.54	(3,180.17)	6,524.02
6	Tax expense	408.32	1,101.58	(797.14)	1,812.06
7	Net Profit/(Loss) for the period (5-6)	1,176.70	2,548.96	(2,383.03)	4,711.96
8	Other comprehensive Income (net of Income tax)				
	a) Items that will not be reclassified to Profit or loss				
	- Remeasurement of defined benefit Liability/ asset	100.78	137.22	55.47	178.58
	- Income tax related to items that will not be reclassified to profit or loss	(25.36)	(34.54)	(13.96)	(44.94)
	Total Items that will not be reclassified to Profit or loss (net of income tax)	75.42	102.68	41.51	133.64
	b) Items that will be reclassified to Profit or loss	-	-	-	-
	Total Other Comprehensive Income (net of income tax) (a+b)	75.42	102.68	41.51	133.64
9	Total Comprehensive Income for the period (7+8)	1,252.12	2,651.64	(2,341.52)	4,845.60
10	Paid up Equity Share Capital (face value Rs 10 per share)	1,315.98	1,315.98	1,315.98	1,315.98
11	Reserves excluding Revaluation Reserves	-	-	-	56,032.24
12	Earnings Per Share (EPS) (Face Value of Rs 10 per share)				
	a) Basic - Rs.	8.94	19.37	(18.11)	35.81
	b) Diluted - Rs.	8.94	19.37	(18.11)	35.81

NOTES

- The above results have been reviewed by the Audit Committee and approved by the Board of Directors in their respective meetings held on August 14, 2021. The statutory Auditors of the company have carried out Limited Review of the above results.
- These results have been prepared in accordance with the Companies (Indian Accounting Standards) Rules, 2015 (Ind AS) prescribed under Section 133 of the Companies Act 2013 read with relevant rules issued thereunder and the other accounting principles generally accepted in India.
- During the quarter, the Company's operations were adversely impacted by the outbreak of the COVID-19 pandemic and the consequent regional lockdowns announced by the various State Governments. The company has considered the possible effects of the COVID-19 pandemic on its operations. The management believes that it has taken into account the possible impacts of known events arising from the COVID-19 pandemic in the preparation of the financial results. It has used the assumptions based on the internal and external sources which might effect the future performance of the company and expects the carrying values of its assets will be recovered. However the impact of COVID-19 on the company's financial results may differ from that estimated as at the date of approval of its financial results and the company will continue to closely monitor any material changes to future economic conditions.



- 4 The Company is engaged in the business of manufacturing and supply of auto components comprising of automotive lighting and signaling equipments, rear view mirrors, plastic molded parts and sheet metal components for motorized vehicles, and LED luminaries for indoor and outdoor applications and integrated passenger information systems with LED Display etc.
- As per Ind AS108 Operating Segment, the Company has identified two reportable segments, as described below :
- "Automotive Segment" comprising of automotive lights and signaling equipment, rear view mirrors, plastic moulded and other automotive parts.
 - "Others Segment" comprising of LED Luminaries i.e. indoor and outdoor lighting products, display panels and LED integrated Passenger Information Systems etc.

STANDALONE SEGMENT WISE REVENUE, RESULTS AND CAPITAL EMPLOYED FOR THE QUARTER ENDED JUNE 30, 2021

S. No.	Particulars	QUARTER ENDED			YEAR ENDED
		30.06.21 (Unaudited)	31.03.21 (Audited)	30.06.20 (Unaudited)	31.03.21 (Audited)
1	Segment Revenue (Sales and Other operating income)				
	a) Automotive Segment	27,205.92	41,881.10	6,518.12	120,977.35
	b) Others Segment	261.79	241.20	242.38	1,114.96
	Total	27,467.71	42,122.30	6,760.50	122,092.31
	Less - Inter Segment Revenue	-	-	-	-
	Total Income from Operations	27,467.71	42,122.30	6,760.50	122,092.31
2	Segment Results (Profit/(Loss) before tax and interest from each Segment)				
	a) Automotive Segment	2,175.21	5,086.85	(2,574.67)	10,061.51
	b) Others Segment	(41.38)	(492.21)	(55.56)	(647.06)
	Total Segment Results	2,133.83	4,594.64	(2,630.24)	9,414.45
	Less:				
	i) Finance Costs	218.17	267.99	288.72	1,163.65
	ii) Other Un-allocable Expenditure net off Un-allocable Income	330.64	676.11	261.21	1,726.78
	Total Profit/(Loss) before tax from ordinary activities	1,585.02	3,650.54	(3,180.17)	6,524.02
3	Segment Assets				
	a) Automotive Segment	76,177.65	74,413.42	73,787.20	74,413.42
	b) Others Segment	4,776.87	5,128.01	7,808.01	5,128.01
	Unallocable Corporate Assets	6,271.35	13,038.17	3,290.14	13,038.17
	Total Segment Assets	87,225.87	92,579.60	84,885.35	92,579.60
	Segment Liabilities				
	a) Automotive Segment	17,618.37	23,375.60	14,150.01	23,375.60
	b) Others Segment	173.82	111.10	205.86	111.10
	Unallocable Corporate Liabilities	10,833.35	11,744.68	19,973.59	11,744.68
	Total Segment Liabilities	28,625.54	35,231.38	34,329.46	35,231.38
	CAPITAL EMPLOYED (Segment Assets Less Segment Liabilities)				
	a) Automotive Segment	58,559.28	51,037.82	59,637.19	51,037.82
	b) Others Segment	4,603.05	5,016.91	7,602.15	5,016.91
	Unallocable Corporate Assets Less Liabilities	(4,562.00)	1,293.49	(16,683.45)	1,293.49
	TOTAL CAPITAL EMPLOYED	58,600.33	57,348.22	50,555.89	57,348.22

* Note - The capital employed of Automotive and Others Segment has been worked out by excluding the amount of common financial facilities viz. Term loans and working capital limits. The common financial facilities are reflected under unallocable corporate liabilities.

- Provision for Taxation includes current tax expense and deferred tax expense.
- Previous period's figures have been regrouped/ rearranged wherever necessary, to make them comparable.
- These results for the Quarter ended June 30, 2021 are available on the website of the Company (www.fiemindustries.com) and website of the Stock Exchanges viz. BSE Limited (www.bseindia.com) and National Stock Exchange of India Limited (www.nseindia.com).

By order of the Board
For FIEM INDUSTRIES LIMITED



J.K. Jain
Chairman & Managing Director
DIN-00013356

Place- Rai, Sonapat (HR.)
Date- August 14, 2021



V. SACHDEVA & ASSOCIATES

CHARTERED ACCOUNTANTS

302, Vikram Tower, 16, Rajendra Place, New Delhi - 110 008

Telefax : 25735114, 25730325 Mobile : 9811047718

E-mail : vsa@vsachdeva.com

LIMITED REVIEW REPORT ON STANDALONE FINANCIAL RESULTS

Review report to
The Board of Directors
FIEM INDUSTRIES LIMITED
D-34, DSIDC Packaging Complex,
Kirti Nagar, New Delhi-110015

1. We have reviewed the accompanying statement of standalone unaudited financial results of Fiem Industries Limited ("the Company") for the quarter ended 30.06.2021 ("the statement") attached herewith, being submitted by the Company pursuant to the requirements of Regulation 33 of the SEBI (Listing Obligation and Disclosure Requirements) Regulations 2015.
2. This Statement, which is the responsibility of the Company's Management and approved by the Board of Directors, has been prepared in accordance with the recognition and measurement principles laid down in Indian Accounting Standard 34 "Interim Financial Reporting" ("Ind AS 34"), prescribed under Section 133 of the Companies Act, 2013, and other accounting principles generally accepted in India. Our responsibility is to express a conclusion on the Statement based on our review.
3. We conducted our review in accordance with the Standard on Review Engagement (SRE) 2410, "Review of Interim Financial Information performed by Independent Auditor of the Entity" issued by the Institute of Chartered Accountants of India. This standard requires that we plan and perform the review to obtain moderate assurance as to whether the financial statements are free of material misstatement. A review is limited primarily to inquiries of company personnel and an analytical procedure applied to financial data and thus provides less assurance than an audit. We have not performed an audit and accordingly, we do not express an audit opinion.
4. Based on our review conducted as above, nothing has come to our attention that causes us to believe that the accompanying statement of unaudited standalone financial results prepared in accordance with applicable accounting standards and other recognized accounting practices and policies has not disclosed the information required to be disclosed in terms of Regulation 33 of the SEBI (Listing Obligations and Disclosure Requirements) Regulations, 2015 including the manner in which it is to be disclosed, or that it contains any material misstatement.

FOR V. SACHDEVA & ASSOCIATES

Chartered Accountants

Firm Registration Number 004417N



V. Sachdev

(Proprietor)

Membership No 083435

ICAI UDIN- 21083435 AAAAHD1765

Date: 14/08/2021

Place: Rai, Haryana


**STATEMENT OF CONSOLIDATED UNAUDITED FINANCIAL RESULTS FOR THE QUARTER ENDED
JUNE 30, 2021**

SL. No.	Particulars	QUARTER ENDED			(Rs. in lakhs)
		30.06.21	31.03.21	30.06.20	YEAR ENDED
		(Unaudited)	(Audited)	(Unaudited)	31.03.21 (Audited)
1	Income				
	a) Net Sales	27,225.17	41,497.48	6,590.40	120,764.67
	b) Other Operating Income	242.54	618.82	143.18	1,350.95
	Revenue from Operations	27,467.71	42,116.30	6,733.58	122,115.62
	Other Income	34.54	185.56	30.46	318.98
	Total Income	27,502.25	42,301.86	6,764.04	122,434.60
2	Expenses				
	a) Cost of materials consumed	16,959.25	24,218.40	3,450.40	73,553.66
	b) Purchases of stock-in-trade	147.14	235.00	52.91	654.08
	c) Changes in inventories of finished goods, work-in-progress and stock-in-trade	(427.25)	915.30	1,300.70	1,249.34
	d) Employee benefits expense	4,452.01	5,333.22	2,127.42	16,587.96
	e) Finance Costs	218.17	268.00	288.72	1,163.66
	f) Depreciation and amortization expense	1,393.25	1,596.08	1,396.14	5,723.40
	g) Other expenses	3,219.61	5,948.60	1,326.22	16,689.67
	Total Expenses	25,962.18	38,514.60	9,942.51	115,621.77
3	Profit/ (Loss) before exceptional items and Tax (1-2)	1,540.07	3,787.26	(3,178.47)	6,812.83
4	Exceptional Items	-	-	-	(318.40)
5	Profit/ (Loss) before Tax (3-4)	1,540.07	3,787.26	(3,178.47)	6,494.43
6	Tax expense	408.48	1,129.22	(796.56)	1,803.18
7	Net Profit/(Loss) for the period (5-6)	1,131.59	2,658.04	(2,381.91)	4,691.25
8	Share of Profit/(Loss) of Associates / Joint Ventures	(41.63)	144.39	(183.79)	(22.29)
9	Net Profit/(Loss) for the Period after Share of Profit/(Loss) of Associates / Joint Ventures (7+8)	1,089.96	2,802.43	(2,565.70)	4,668.96
10	Other comprehensive Income (net of Income tax)				
	a) Items that will not be reclassified to Profit or loss				
	- Remeasurement of defined benefit Liability/ asset	100.78	137.22	55.47	178.58
	- Income tax related to items that will not be reclassified to profit or loss	(25.36)	(34.54)	(13.96)	(44.94)
	Total Items that will not be reclassified to Profit or loss (net of income tax)	75.42	102.68	41.51	133.64
	b) Items that will be reclassified to Profit or loss	-	-	-	-
	Total Other Comprehensive Income (net of income tax) (a+b)	75.42	102.68	41.51	133.64
11	Total Comprehensive Income for the period (9+10)	1,165.38	2,905.11	(2,524.19)	4,802.60
12	Paid up Equity Share Capital (face value Rs 10 per share)	1,315.98	1,315.98	1,315.98	1,315.98
13	Reserves excluding Revaluation Reserves	-	-	-	55,618.98
14	Earnings Per Share (EPS) (Face Value of Rs 10 per share)				
	a) Basic - Rs.	8.28	21.30	(19.50)	35.48
	b) Diluted - Rs.	8.28	21.30	(19.50)	35.48

NOTES

- The above results have been reviewed by the Audit Committee and approved by the Board of Directors in their respective meetings held on August 14, 2021. The statutory Auditors of the company have carried out Limited Review of the above results.
- These results have been prepared in accordance with the Companies (Indian Accounting Standards) Rules, 2015 (Ind AS) prescribed under Section 133 of the Companies Act 2013 read with relevant rules issued thereunder and the other accounting principles generally accepted in India.
- During the quarter, the Company's operations were adversely impacted by the outbreak of the COVID-19 pandemic and the consequent regional lockdowns announced by the various State Governments. The company has considered the possible effects of the COVID-19 pandemic on its operations. The management believes that it has taken into account the possible impacts of known events arising from the COVID-19 pandemic in the preparation of the financial results. It has used the assumptions based on the internal and external sources which might effect the future performance of the company and expects the carrying values of its assets will be recovered. However the impact of COVID-19 on the company's financial results may differ from that estimated as at the date of approval of its financial results and the company will continue to closely monitor any material changes to future economic conditions.



[Signature]




FIEM INDUSTRIES LTD.

REGISTERED OFFICE: D-34, DSIDC Packaging Complex, Kirti Nagar, New Delhi-110015 (INDIA)
 Tel.: +91 11 2592 7919 / 7820 Fax: +91 11 2592 7740 E-mail: investor@fiemindustries.com
 Website: www.fiemindustries.com CIN : L36999DL1989PLC034928

4 The Consolidated financial results include results of the following companies :

Name of the Company	Country of Incorporation	Percentage shareholding of the company
1) Fiem Industries Japan Co., Ltd.	Japan	100%
2) Fiem Research and Technology S.r.l.	Italy	100%
3) Centro Ricerche FIEM Horustech S.r.l.	Italy	50%
4) Fiem Kyowa (HK) Mould Company Ltd.	Hong Kong	50%
5) Aisan Fiem Automotive India Private Limited	India	26%

5 The Company is engaged in the business of manufacturing and supply of auto components comprising of automotive lighting and signaling equipments, rear view mirrors, plastic molded parts and sheet metal components for motorized vehicles, and LED luminaries for indoor and outdoor applications and integrated passenger information systems with LED Display etc.
 - As per Ind AS108 Operating Segment, the Company has identified two reportable segments, as described below :
 a) "Automotive Segment" comprising of automotive lights and signaling equipment, rear view mirrors, plastic moulded and other automotive parts.
 b) "Others Segment" comprising of LED Luminaries i.e. indoor and outdoor lighting products, display panels and LED integrated Passenger Information Systems etc.

CONSOLIDATED SEGMENT WISE REVENUE, RESULTS AND CAPITAL EMPLOYED FOR THE QUARTER ENDED JUNE 30, 2021

S. No.	Particulars	QUARTER ENDED			YEAR ENDED
		30.06.21 (Unaudited)	31.03.21 (Audited)	30.06.20 (Unaudited)	31.03.21 (Audited)
1	Segment Revenue (Sales and Other operating income)				
	a) Automotive Segment	27,205.92	41,875.10	6,491.20	121,000.66
	b) Others Segment	261.79	241.20	242.38	1,114.96
	Total	27,467.71	42,116.30	6,733.58	122,115.62
	Less - Inter Segment Revenue	-	-	-	-
	Total Income from Operations	27,467.71	42,116.30	6,733.58	122,115.62
2	Segment Results (Profit/(Loss) before tax and interest from each Segment)				
	a) Automotive Segment	2,130.26	5,223.58	(2,572.98)	10,031.92
	b) Others Segment	(41.38)	(492.21)	(55.56)	(647.06)
	Total Segment Results	2,088.88	4,731.37	(2,628.54)	9,384.86
	Less:				
	i) Finance Costs	218.17	268.00	288.72	1,163.66
	ii) Other Un-allocable Expenditure net off Un-allocable Income	330.64	676.11	261.21	1,726.77
	Total Profit/(Loss) before tax from ordinary activities	1,540.07	3,787.26	(3,178.47)	6,494.43
3	Segment Assets				
	a) Automotive Segment	75,676.85	73,947.24	73,231.17	73,947.24
	b) Others Segment	4,776.87	5,128.01	7,808.01	5,128.01
	Unallocable Corporate Assets	6,285.21	13,144.61	3,392.38	13,144.61
	Total Segment Assets	86,738.93	92,219.86	84,431.56	92,219.86
	Segment Liabilities				
	a) Automotive Segment	17,604.79	23,427.67	14,212.04	23,427.67
	b) Others Segment	173.82	111.10	205.86	111.10
	Unallocable Corporate Liabilities	10,833.47	11,746.13	19,974.16	11,746.13
	Total Segment Liabilities	28,612.08	35,284.90	34,392.06	35,284.90
	CAPITAL EMPLOYED (Segment Assets Less Segment Liabilities)				
	a) Automotive Segment	58,072.06	50,519.57	59,019.13	50,519.57
	b) Others Segment	4,603.05	5,016.91	7,602.15	5,016.91
	Unallocable Corporate Assets Less Liabilities	(4,548.26)	1,398.48	(16,581.78)	1,398.48
	TOTAL CAPITAL EMPLOYED	58,126.85	56,934.96	50,039.50	56,934.96

* Note - The capital employed of Automotive and Others Segment has been worked out by excluding the amount of common financial facilities viz. Term loans and working capital limits. The common financial facilities are reflected under unallocable corporate liabilities.

- 6** Provision for Taxation includes current tax expense and deferred tax expense.
7 Previous period's figures have been regrouped/ rearranged wherever necessary, to make them comparable.
8 These results for the Quarter ended June 30, 2021 are available on the website of the Company (www.fiemindustries.com) and website of the Stock Exchanges viz. BSE Limited (www.bseindia.com) and National Stock Exchange of India Limited (www.nseindia.com).



By order of the Board
 For FIEM INDUSTRIES LIMITED

J.K. Jain
 Chairman & Managing Director
 DIN-00013356

Place- Rai, Sonapat (HR.)
 Date- August 14, 2021



V. SACHDEVA & ASSOCIATES

CHARTERED ACCOUNTANTS

302, Vikram Tower, 16, Rajendra Place, New Delhi - 110 008

Telefax : 25735114, 25730325 Mobile : 9811047718

E-mail : vsa@vsachdeva.com

LIMITED REVIEW REPORT ON CONSOLIDATED FINANCIAL RESULTS

Review report to

The Board of Directors

FIEM INDUSTRIES LIMITED

D-34, DSIDC Packaging Complex,

Kirti Nagar, New Delhi-110015

1. We have reviewed the accompanying statement of unaudited consolidated financial results of Fiem Industries Limited ("the Parent Company ") comprising its subsidiaries (the parent and its subsidiaries together referred to as 'the Group'), its share of the net profit/(loss) after tax and total comprehensive income/loss of its associates and joint ventures for the quarter ended 30.06.2021 ("the statement") being submitted by the Company pursuant to the requirements of Regulation 33 of the SEBI(Listing Obligation and Disclosure Requirements) Regulations 2015, as amended.
2. This Statement, which is the responsibility of the Parent's Management and approved by the Parent's Board of Directors, has been prepared in accordance with the recognition and measurement principles laid down in Indian Accounting Standard 34 "Interim Financial Reporting" ("Ind AS 34"), prescribed under Section 133 of the Companies Act, 2013, and other accounting principles generally accepted in India. Our responsibility is to express a conclusion on the Statement based on our review.
3. We conducted our review of the Statement in accordance with the Standard on Review Engagements (SRE) 2410 "Review of Interim Financial Information Performed by the Independent Auditor of the Entity", issued by the Institute of Chartered Accountants of India. A review of interim financial information consists of making inquiries, primarily of persons responsible for financial and accounting matters, and applying analytical and other review procedures. A review is substantially less in scope than an audit conducted in accordance with Standards on Auditing and consequently does not enable us to obtain assurance that we would become aware of all significant matters that might be identified in an audit. Accordingly, we do not express an audit opinion.

We also performed procedures in accordance with the circular issued by the SEBI under Regulation 33 (8) of the SEBI (Listing Obligations and Disclosure Requirements) Regulations, 2015, as amended, to the extent applicable.




4. The Statement includes the results of the following entities:

S.No.	Name of the Company	Country of Incorporation	Percentage shareholding of the company	Consolidated as
1	Fiem Industries Japan Co., Ltd.	Japan	100%	Subsidiary
2	Fiem Research and Technology S.r.l..	Italy	100%	Subsidiary
3	Centro Ricerche FIEM Horustech S.r.l.	Italy	50%	Joint venture
4	Fiem Kyowa (HK) Mould Company Ltd.	Hongkong	50%	Joint venture
5	Aisan Fiem Automotive India Private Limited	India	26%	Associates

5. Based on our review conducted and procedures performed as stated in paragraph 3 above and based on the consideration of the review reports of other auditors referred to in paragraph 6 below, nothing has come to our attention that causes us to believe that the accompanying Statement, prepared in accordance with the recognition and measurement principles laid down in the aforesaid Indian Accounting Standard and other accounting principles generally accepted in India, has not disclosed the information required to be disclosed in terms of Regulation 33 of the SEBI (Listing Obligations and Disclosure Requirements) Regulations, 2015, as amended, including the manner in which it is to be disclosed, or that it contains any material misstatement.
6. The consolidated unaudited financial results includes the Group's share of net Loss of Rs 41.07 Lakhs for the quarter ended 30th June, 2021, as considered in the Statement, in respect of One (1) associates i.e Aisan Fiem Automotive India Private Limited, whose financial results have not been reviewed by us. These financial results have been reviewed by other auditors whose reports have been furnished to us by the Management and our conclusion on the Statement, in so far as it relates to the amounts and disclosures included in respect of this associate, is based solely on the report of the other auditor and the procedures performed by us as stated in paragraph 3 above.
7. The consolidated unaudited financial results includes interim financial results of Two (2) foreign Joint Ventures which reflect net loss of Rs 0.56 lakhs and two (2) Subsidiaries which reflects total net Loss of Rs 45.10 Lakhs for the quarter ended June 30th, 2021, which are certified by the management of the company. According to the information and explanations given to us by the Management, these financial results are not material to the Group. Our conclusion on the Statement is not modified in respect of our reliance on the financial results certified by the Management.

FOR V. SACHDEVA & ASSOCIATES
Chartered Accountants

Firm Registration Number 004417N



V. Sachdev
(Proprietor)

Membership No 083435

ICAI UDIN:- 21083435 AAAAHE9612

Date: 14/08/2021

Place: Rai, Haryana

FIEM INDUSTRIES LTD.

Results Highlights: Q1 FY2021-22

Financial Results Comparison (Standalone) Q1 FY22 Vs Q1 FY21

- Total Sales during Q1FY22 is Rs 272.25 Crore as compared to Rs 66.17 Crore in Q1FY21.
- Sales of "Automotive segment" during Q1FY22 is Rs 269.63 Crore as compared to Rs 63.75 Crore in Q1FY21.
- Sales of "Others Segment" comprising LED luminaries and others is Rs 2.62 Crore in Q1FY21 as compared to Rs 2.42 Crore in Q1FY21
- PAT during Q1FY22 is Rs 11.77 Crore as compared to **Loss** of Rs 23.83 Crore in Q1FY21.

Financial Results Comparison (Standalone) Q1 FY22 Vs Q4 FY21:

- Total Sales during Q1FY22 is Rs 272.25 Crore as compared to Rs 414.98 Crore in Q4FY21.
- Sales of "Automotive segment" during Q1FY22 is Rs 269.63 Crore as compared to Rs 412.67 Crore in Q4FY21.
- Sales of "Others Segment" comprising LED luminaries and others is Rs 2.62 Crore in Q1FY22 as compared to Rs 2.31 Crore in Q4FY21
- PAT during Q1FY22 is Rs 11.77 Crore as compared to PAT of Rs 25.49 Crore in Q4FY21.

Note:

'During the quarter, the Company's operations were adversely impacted by the outbreak of second wave of COVID-19 pandemic and the consequent regional lockdowns announced by the various State Governments.

Net Debt (Standalone)

(Rs. in Crores)

	30 th June 2021	31 st March 2021	30 th June 2020
Long Term Borrowings (incl current maturities) excluding revaluation	42.13	50.77	81.96
Short Term Borrowings	1.88	0.00	51.65
Total Debt	44.01	50.77	133.61

