



July 9, 2024

To
The Manager- Compliance Department
Bombay Stock Exchange Limited
Floor 25, P. J. Tower, Dalal Street,
Mumbai -400 001.

To
The Manager- Compliance Department
National Stock Exchange of India Limited
'Exchange Plaza', Bandra Kurla Complex,
Bandra (East), Mumbai-400 051

BSE Scrip Code: 532761

NSE symbol: HOVS

Subject: Submission of 36th Annual Report for FY 2023-24

Ref: Regulation 30 & 34 of SEBI (Listing Obligation and Disclosure Requirements) Regulations, 2015

Dear Sir/Madam,


This is to inform that the Company on July 9, 2024 had dispatched to the eligible shareholder/s the Notice of 36th AGM along with the copy of Annual Report of FY 2023-24 in electronic mode and the same is available on the website www.hovsltd.com of the Company. The 36th AGM is scheduled to be held on Saturday, the August 3, 2024 at 10:30 AM (IST) through Video Conferencing (VC) or Other Audio Video Means (OAVM).

The aforesaid 36th Annual Report for FY 2023-24 is enclosed herewith for submission to the Exchange.

Kindly take the above on record.

Thanking you,

Yours faithfully,
For **HOV Services Limited**


Bhuvanesh Sharma

**VP-Corporate Affairs &
Company Secretary &
Compliance Officer**

Encls: 36th Annual Report FY 2023-24

HOV Services Limited

CIN:L72200PN1989PLC014448

Regd Office : 3rd Floor, Sharda Arcade, Pune Satara Road, Bibwewadi Pune - 411 037, Maharashtra, INDIA
Tel: 91-20 24221460, Fax: 91-20 24221470, www.hovsltd.com



36th Annual Report 2023-24

HOVS

HOV SERVICES LIMITED

Table of Contents

Particulars	Page No.
Corporate Information	2
Chairman Message to Shareholders'	4
Directors' Report	5
Management Discussion and Analysis Report	16-21
Corporate Governance Report	22-49
Consolidated Financial Statements:	50-93
Auditors' Report	
Financial Statement	
Standalone Financial Statements:	94-140
Auditors' Report	
Financial Statement	
Notice of 36 th Annual General Meeting	142-157

HOVS request the Shareholders to attend its 36th Annual General Meeting to be held on August 3, 2024 through online mode.

The 36th AGM will be held in video-conference mode in accordance with regulatory guidelines. Shareholders are requested to follow the instructions in the Notice of 36th AGM to attend the meeting.

CORPORATE INFORMATION

Registered Office & Head office	3rd Floor, Sharda Arcade, Pune Satara Road, Bibwewadi, Pune -411 037 Tel: (91 20) 24221460
Registrar & Share Transfer Agent	KFin Technologies Ltd., Selenium Tower B, Plot No. 31 & 32, Financial District, Nanakramguda, Serilingampally Mandal, Hyderabad – 500032 Tel: (91 40)- 67161562
Statutory Auditors¹	Lodha & Co LLP, Chartered Accountants, 6, Karim Chambers, 40, A, Doshi Marg, (Hamam Street), Mumbai-400 001 Tel: (91 22)- 2269 1414
Secretarial Auditor	J. B. Bhavé & Co., Company Secretaries, Flat No. 9, Karan Aniket, Plot No. 37, Shri Varanasi Co-op Soc. Ltd, Off Banglore Mumbai Bangalore Bypass, Behind Atul Nagar, Warje, Pune- 411058 Tel: (91 20)- 25204357/59
Internal Auditors	Arth & Associates, Chartered Accountants, Flat No. 102/103, Beena Apartments, Behind Chrysallis Institute, Opp. SBI Bank, S. B. Road, Pune- 411016
VP- Corporate Affairs & Company Secretary & Compliance Officer	Mr. Bhuvanesh Sharma investor.relations@hovsltd.com
Chief Financial Officer	Mr. Nilesh Bafna investor.relations@hovsltd.com
Website	www.hovsltd.com

¹ Appointed in 34th AGM held on July 20, 2022

THE BOARD OF DIRECTORS

Mr. Parvinder S Chadha	Chairman & Executive Director & Promoter
Mr. Sunil Rajadhyaksha	Executive Director & Promoter
Mr. Vikram Negi	Executive Director
Mr. Harjit Singh Anand	Independent Director
Mr. Ajay Puri	Independent Director
Mrs. Lakshmi Kumar	Independent Director

THE EXECUTIVE MANAGEMENT

Mr. Parvinder S Chadha	Executive Chairman & Promoter
Mr. Vikram Negi	Executive Director
Mr. Bhuvanesh Sharma	VP-Corporate Affairs & Company Secretary & Compliance Officer
Mr. Nilesh Bafna	Chief Financial Officer

COMMITTEES OF THE BOARD OF DIRECTORS**AUDIT COMMITTEE**

Name	Designation/Category
Mr. Harjit Singh Anand	Chairman (Independent Director)
Mrs. Lakshmi Kumar	Member (Independent Director)
Mr. Ajay Puri	Member (Independent Director)
Mr. Parvinder S Chadha	Member (Executive Director)

NOMINATION & REMUNERATION COMMITTEE

Mrs. Lakshmi Kumar	Chairman (Independent Director)
Mr. Harjit Singh Anand	Member (Independent Director)
Mr. Ajay Puri	Member (Independent Director)
Mr. Parvinder S Chadha	Member (Chairman & Executive Director)

STAKEHOLDERS RELATIONSHIP COMMITTEE

Mr. Ajay Puri	Chairman (Independent Director)
Mr. Harjit Singh Anand	Member (Independent Director)
Mr. Sunil Rajadhyaksha	Member (Executive Director)

Chairman Message:

Dear Shareholders:

I am pleased to welcome you to the 36th Annual General Meeting (AGM) of your Company and share with you its 36th Annual Report for FY 2023-24. This AGM, is being held on-line with video dial-in to enable convenient participation to our global shareholder base.

Since my previous note to our shareholders, we are beginning to see growth in our business. However, our growth is not satisfactory as India is growing at a fantastic rate. And we need to participate in the growing economy, positioned to grow at. We are energized and focused on leveraging our size advantageously. My mantra “act small, think big, deliver big” has not changed and does not require any introduction and has served us well in the past.

Last report, I spoke about addition of new initiatives to our portfolio including generative artificial intelligence, services and growth and may be high growth services and solutions. We have more to do but have laid a foundation for growth. We need to expand our team to benefit from these initiatives to participate both in growth at home and rest of the world. However, we remain very selective in the choices we make as we execute our strategy.

I am proud of our team and their determination to position your company for future growth and use our small resources wisely. We continue to manage our long-term vision at the expense of our short-term earnings. We plan to use our size, agile decision making, support of our shareholders and our board of directors to prudently choose incremental accretive opportunities.

On behalf of Company's Board of directors and members of our team, I am thankful to each and every Shareholder for showing trust; confidence; and support to the management of the Company.

I strongly believe that our best days are ahead and look forward to providing updates through shareholder communication channels, for example SpeakUp.

With best regards and wishing you and your families a great year ahead.

Par Chadha

Chairman & Executive Director

Directors' Report

The Board of Directors present the 36th Annual Report of HOV Services Limited (the "Company" or "HOVS") along with audited Financial Statements for the financial year ended March 31, 2024.

FINANCIAL RESULTS AND OPERATIONS:

(Rs. in Lakhs)

Particulars	Consolidated		Standalone	
	Year Ended		Year Ended	
	Mar 31,2024	Mar 31,2023	Mar 31,2024	Mar 31,2023
Income				
Revenue from operations	1,612.36	1,205.51	1,612.36	1,205.51
Other income	172.39	381.41	172.39	194.44
Total Income	1,784.75	1,586.92	1,784.75	1,399.95
Expenses				
Employee Benefits Expense	1,193.45	815.90	1,193.45	815.90
Finance Costs	12.87	15.95	12.87	15.95
Depreciation and Amortisation Expense	63.08	60.48	63.08	60.48
Other Expenses	149.72	149.48	149.53	149.48
Total Expenses	1,419.12	1,041.81	1,418.93	1,041.81
Profit before exceptional items from continuing operations	365.63	545.11	365.82	358.14
Exceptional items: Reversal of provision	-	-	207.00	-
Profit/(Loss) after exceptional items from continuing operations	365.63	545.11	572.82	358.14
Tax Expense :				
Current Tax	(98.79)	(99.80)	(98.79)	(99.80)
Deferred Tax	(1.99)	3.01	(1.99)	3.01
Profit/(Loss) after tax for the period from continuing operations	264.85	448.32	472.04	261.35
Discontinued Operations				
Profit/(Loss) from discontinued operations before tax	3.77	8.62	-	-
Tax expense of discontinued operations	-	(0.01)	-	-
Profit/(Loss) after tax from continuing & discontinued operations	268.62	456.93	472.04	261.35
Other Comprehensive Income / (Loss)				
Items that will not be reclassified subsequently to Profit or loss :				
Remeasurement of net defined benefit plans	(15.50)	(4.32)	(15.50)	(4.32)
Changes in fair value of FVOCI equity instruments	(228.61)	(1,262.48)	-	-
Tax impact of Items that will not be reclassified subsequently to Profit or loss	4.30	1.20	4.30	1.20
Total Other Comprehensive Income / (Loss)	(239.81)	(1,265.60)	(11.20)	(3.12)
Total Comprehensive Income / (Loss) For The Period	28.81	(808.67)	460.84	258.23

1. Results of Operations

For the financial year ended March 31, 2024 as follows: -

Consolidated Financial Performance:

- Consolidated total Income for the current year was ₹ 1784.75 Lakhs.
- Profit from continuing operations was ₹ 264.85 Lakhs.
- Profit from discontinued operations was ₹ 3.77 Lakhs.
- Profit from continuing & discontinued operations was ₹ 268.62 Lakhs.
- Total Comprehensive Income/(Loss) for the current year was ₹ (239.81) Lakhs.
- The basic and diluted Earnings Per Share (EPS) for the current year from :
Continued Operations was ₹ 2.10
Discontinued Operations was ₹ 0.03
Continued and Discontinued Operations was ₹ 2.13

Standalone Financial Performance:

- Total Income for the current year was ₹ 1784.75 Lakhs.
- "Exceptional items" in standalone financial results represents reversal of provision made towards receivable from a subsidiary on repayment being made by the said subsidiary was 207 Lakhs during the current year.
- Net Profit for the current year was ₹ 472.04 Lakhs.
- Total Comprehensive Income/(Loss) for the current year was ₹ 460.84 Lakhs.
- **The basic and diluted Earnings Per Share (EPS) for the current year from :**
Before exceptional item was 2.10
After exceptional item was 3.75

2. Appropriations

(i) **Dividend:**

The Board of Directors to conserve available resources to pursue strategic growth opportunities for the growth of business requirements of the Company, their inability to recommend any dividend for the financial year 2023-24.

(ii) **Transfer to Reserve:**

No amount was transferred to Reserve during the financial year ended on March 31, 2024.

3. Subsidiary Companies

The Company has below subsidiaries as on March 31, 2024: -

- HOVS LLC incorporated in Delaware under the laws of Unites States of America;
- HOV Environment LLC incorporated in Nevada State under the laws of United States of America;
- HOVS Holdings Limited incorporated under the Companies Ordinance of Hong Kong; and
- HOV Environment Solutions Private Limited incorporated in Maharashtra under Indian Company Laws.

The report on Company's subsidiaries (in Form AOC-1), are forming part of this Annual Report, which includes financial information of all the subsidiaries of the Company.

4. Policy on Material Subsidiaries

The Company had adopted the policy for determining material subsidiary pursuant to the SEBI (Listing Obligation and Disclosure Requirements) (Amendment) Regulations, 2018. The said policy has been displayed on the website of the Company at <https://hovsltd.com/policies-other-disclosures/>

The Company's wholly owned subsidiary HOVS LLC is a material subsidiary in accordance with the thresholds laid down under the SEBI Listing Regulations 2015 as amended from time to time.

5. Investment

The Company through its wholly owned subsidiary HOVS LLC holds 285,606 Series B1 Preferred Stock of Exela Technologies, Inc., NASDAQ listed, with cumulative dividends @ 6.00% per annum.

6. ADR/GDR

The shareholder's in their Annual General Meeting dated July 21, 2007 granted approval for proposed 15,000,000 of ADR/GDR issue. However, so far none of the underlying equity shares were issued by the Company.

7. Share Capital of the Company

The paid up share capital of the Company as on March 31, 2024 has 12,594,972 equity shares of Rs. 10/- each aggregating to Rs. 125,949,720/-.

8. Employee Stock Option Plan (ESOP)

The Company in year 2007 instituted "HOVS Stock Option Plan 2007" for its employees and for employees of its subsidiary companies as detailed below:

Plan	Shareholder's Approval Date	No. of Options for employees of the Company	No. of Options for erstwhile employees of subsidiary companies	Total
"HOVS Stock Option Plan 2007"	July 21, 2007	400,000	700,000	1,100,000

There are no employees of subsidiaries eligible for ESOP during the reporting year. The information to be disclosed as per SEBI (Employees Stock Option Scheme and Employee Stock Purchase Scheme) Guidelines, 1999, is provided herewith as "ANNEXURE- A" to this report.

9. Conservation of Energy, Technology Absorption and Foreign Exchange

The information on conservation of energy, technology absorption and foreign exchange earnings and outgo stipulated under Section 13 (3) (m) of the Companies Act, 2013 read with Rule 8 of The Companies (Accounts) Rules, 2014, is provided herewith as "ANNEXURE- B" to this report.

10. Human Resources

The Company follows the philosophy to maintain cordial relations with all its employees and value its human resources and takes utmost care of its employees deployed. It encourages all employees to strike a perfect work life balance.

The Company adopted a Policy on prevention, prohibition and redressal of sexual harassment at workplace in line with the provisions of the Sexual Harassment of Women at Workplace (Prevention, Prohibition and Redressal Act, 2013) and the Rules made thereunder for prevention and redressal of complaints of sexual harassment at workplace. During the year there was no complaint received to the Committee constituted under the Sexual Harassment of Women at Workplace (Prevention, Prohibition and Redressal) Act, 2013.

11. Particular of Employees and Related Disclosures

The Company has no employees who received remuneration in excess of limits prescribed Under Section 197 of the Companies Act, 2013 read with the Companies (Appointment & Remuneration of Managerial Personnel) Rules, 2014. Disclosure as per Section 197 (12) of the Companies Act, 2013 and Rule 5 of the Companies (Appointment and Remuneration of Managerial Personnel) Rules, 2014 is provided herewith as “ANNEXURE- C” to this report.

12. Directors Responsibility Statement

The Directors Responsibility Statement in terms of Section 134(5) of the Companies Act, 2013 is provided herewith as “ANNEXURE- D” to this report.

13. Financial Summary and Highlights

The Company's current financial summary and highlights are presented under the Management Discussion and Analysis Report part of the Annual Report.

14. Meetings of the Board

During the financial year 4 (Four) Board Meetings were held. The details of meetings of Board of Directors are provided in the Report on Corporate Governance that forms a part of this Annual Report. The maximum interval between any two meetings did not exceed 120 days as prescribed under the Companies Act, 2013 and as per relaxation provided from time to time during the year by the regulators. Other provisions related to Board and its Committees are stated in the Corporate Governance Report forming part of this Annual Report.

15. Directors and Key Managerial Personnel

Mr. Parvinder S Chadha, Executive Director being liable to retire by rotation at the 36th Annual General Meeting. Mr. Chadha has confirmed his eligibility and willingness for re-appointment.

Mr. Harjit Singh Anand, Independent Director was re-appointment by the shareholders in their 35th Annual General Meeting held on July 28, 2023, as an Independent Director for his 2nd term of five years from September 10, 2023 to September 9, 2028.

Key Managerial Personnel: - In accordance with the provisions of Section 203 of the Act, Mr. Parvinder S Chadha, Whole-time Director; Mr. Vikram Negi, Whole-time Director; Mr. Sunil Rajadhyaksha, Whole-time Director; Mr. Nilesh Bafna, Chief Financial Officer; and Mr. Bhuvanesh Sharma, Company Secretary are the Key Managerial Personnel of the Company. There were no changes in Company Secretary and Chief Financial Officer of the Company during the year.

16. Declarations from Independent Directors

The independent directors have submitted declarations that each of them meet the criteria of independence as provided in Section 149(6) of the Act along with Rules framed thereunder and Regulation 16(1)(b) of the SEBI Listing Regulations. There has been no change in the circumstances affecting their status as independent directors of the Company.

17. Meeting of Independent Directors

The meeting of Independent Directors was held on January 25, 2024 to review the performance of the Board as a whole, its committees, non-independent directors, independent directors and the Chairman of the Company and assessed the quality, quantity and timeliness of flow of information between the Company Management and the Board that is necessary for the Board to effectively and reasonably perform their duties. The independent directors expressed satisfaction on the quality, quantity and timeliness of flow of information between the management and the Board.

18. Familiarisation Programme

The Board members are provided with necessary documents/ brochures, reports and internal policies to enable them to familiarise with the Company's procedures and practices. The management of the Company, as and when required keeps updating to the entire Board including Independent Directors on the Company's operations and were also briefed regularly and or quarterly basis the changes in applicable statutes and regulations.

During the year the familiarisation program was arranged by the Company on January 25, 2024 for Independent Directors. The details of the familiarisation program was disclosed under Investor Relations section of the Company's website www.hovsltd.com.

19. Internal Financial Controls

The Management of the Company has established adequate procedures for ensuring the internal financial controls and the same are in place with reference to financial statements. The internal control system is reviewed by the Audit Committee with the Management and tested by Internal Auditors of the Company and no reportable material weaknesses in the design or operation were observed.

20. Related Party Transactions

All transaction entered into by the Company with Related Parties are at arm's length and are in the ordinary course of business and are intended to further your Company's interest. The information on transactions with related parties pursuant to Section 134(3)(h) of the Act read with Rule 8(2) of the Companies (Accounts) Rules, 2014 are provided herewith as “ANNEXURE- E” to this report. The disclosure of Related Party Transactions as per Ind AS 24 with related parties have been provided in Notes to the Standalone & Consolidated Financial Statements respectively, forming part of this Annual Report.

The policy on Related Party Transactions as updated by the Board keeping in view of SEBI (Listing Obligations and Disclosure) Regulations, 2015, has been displayed on the Company's website at: <https://hovsltd.com/docs/Policies/2022/HOVS%20RPTs%20Policy-April%202022.pdf>

21. Corporate Governance Report

The report on Corporate Governance is annexed as the part of the Director's report.

22. Management Discussion and Analysis

Management Discussion and Analysis Report for the year under review, as stipulated under Securities Exchange Board of India (Listing Obligations and Disclosure Requirements) Regulations, 2015 is presented as a separate section forming part of the Director's report.

23. Code of Conduct for Board and Senior Management

The Company has adopted Code of Conduct for the Directors and Senior Management and is available on the Company's website http://hovsltd.com/code_of_conduct.html. All Directors and Senior Management personnel have affirmed their compliance with the said Code. A declaration signed by the Whole-time Director to this effect is annexed as part of the Director's Report.

24. Auditors and Auditors' Report

Statutory Auditors:

M/s Lodha & Co., Chartered Accountants were appointed as Statutory Auditors for a period of 5 years, in 34th Annual General Meeting held on July 20, 2022, till the conclusion of the 39th AGM to be held in year 2027.

The Statutory Auditors firm, in January 2024 was converted from erstwhile firm "LODHA & CO." into Limited Liability Partnership (LLP) by the name "Lodha & Co LLP". Hence, post the above change, Lodha & Co LLP shall continue to function as Statutory Auditors for the remaining period of the tenure of appointment of Lodha & Co as Statutory Auditors.

The Statutory Auditors' Report for FY 2023-24 does not contain any qualification, reservation or adverse remark. The Statutory Auditors of the Company have given their Unmodified Opinion(s) on the Audited Standalone Financial Results for the 4th Quarter and Year ended March 31, 2024 and on the Audited Consolidated Financial Results of the Company for financial Year ended March 31, 2024.

Secretarial Audit Report:

M/s. J B Bhavé & Co., Practicing Company Secretaries, Pune were appointed to conduct secretarial audit for the year and the Secretarial Audit Report for FY 2023-24. The report does not contain any qualification, reservation or adverse remark. The Secretarial Auditors' Report is annexed herewith as "ANNEXURE- F" to this report.

During the year under review, there were no instances of frauds committed in the Company by its officers or employees, which requires reporting by the Statutory Auditors and the Secretarial Auditor.

Annual Secretarial Compliance Report:

Pursuant to requirements of Regulation 24A of SEBI (Listing Obligations and Disclosure Requirements) (Amendment) Regulations, 2018 the Secretarial Auditors of the Company were engaged to issue the Annual Secretarial Compliance Report for year ended March 31, 2024.

No Disqualification certificate from the Company Secretary in Practice:

None of the directors of the Company have been debarred or disqualified from being appointed or continuing as directors of companies by the SEBI Board/MCA or any such statutory authority. The Company has complied with the requirement in terms of Schedule V Part C of Securities and Exchange Board of India (Listing Obligations and Disclosure Requirements) Regulations, 2015, as amended, of taking a certificate to that effect from the Secretarial Auditor of the Company.

25. Extract of Annual Return

As per the requirements of Section 92(3) of the Act and Rules framed thereunder, the Annual Return of the Company as on March 31, 2024 is available on the Company's website and can be accessed at <https://hovsltd.com/wp-content/uploads/2024/06/AR-2023-24.pdf>

26. Board Evaluation

The Companies Act, 2013 and the SEBI (Listing Obligations and Disclosure Requirements) Regulations, 2015 (“the Listing Regulations”) stipulate the evaluation of the performance of the Board, its Committees, Individual Directors and the Chairperson. The performance evaluation has been carried out on directors individually, working of the Committees and Board's performance. The manner of evaluation is explained in the Corporate Governance Report. Independent Directors met separately to evaluate the Non-Independent Directors and Chairman of the Board. The performance evaluation of Board, its Committees, Independent Directors, Non-independent directors and including Chairman of the Board was carried out during the year considering parameters as set by the members of the Board.

The evaluation of the Board and its Committees was carried out through a structured evaluation process covering various aspects of the Boards functioning and having well defined Committees and each Committee having co-operative working environment with the Board.

The evaluation of Chairperson was carried out by independent directors on criteria of leadership, promotes participation among all members and ability to manage conflicting situations positively.

The evaluation of the independent directors by all board members was carried out based on the criteria of efforts undertaken by them, brings independent view point in discussion and awareness of their roles and responsibilities.

27. Policy on directors and senior management appointment and remuneration

The Board has framed a policy for selection and appointment of Directors, senior management and their remuneration. The nomination and remuneration policy is provided herewith as “Annexure-G” to this report. The said policy is also available on the Company's website <http://www.hovsltd.com/docs/Policies/2019/Nomination%20&%20Remuneration%20Policy.pdf>

28. Risk Management

The Board of Directors of the Company overview the implementation and monitor the risk management for the Company with Audit Committee having additional oversight in the area of financial risks and controls. The major risks identified by the businesses and function are addressed through mitigating actions on a continuing basis. The details of risk management have been covered in the Management Discussion and Analysis and Notes to the Financial Statements, which forms part of this report.

29. Committees of the Board

The Board of Directors have constituted the i) Audit Committee; ii) Nomination and Remuneration Committee; & iii) Stakeholders Relationship Committee. The details pertaining to all the committees of the Board are disclosed in section of the Corporate Governance Report which is part of this Board Report.

30. Particulars of Loans, Advances and Investments

The particulars as required pursuant to Section 186 (4) of the Companies Act, 2013, read with Companies (Meetings of Board and its Powers) Rules, 2014 and pursuant to Regulation 34(3) and Schedule V Part A of SEBI LODR, 2015, are mentioned in the Notes to Account to the Financial Statements of the Annual Report. The particulars of loans, guarantees and investments as per Section 186 of the Act by the Company, if any have been disclosed in the financial statements.

31. Secretarial Standards

The proper systems are in place to ensure compliance with applicable Secretarial Standards issued by the Institute of Company Secretaries of India and that such systems are adequate and operating effectively.

32. Whistle Blower Policy

The Company has adopted a Vigil Mechanism/Whistle Blower Policy, in order to establish a mechanism for directors and employees to report genuine concerns or grievances about unethical behaviour, actual or suspected frauds or violation of the Company's Code of Conduct.

The Policy provides for commitment to the highest possible standards of ethical, moral and legal business conduct and its commitment to open communication. The Policy provides for a mechanism to report such concerns to the Audit Committee through specified channels. This mechanism provides safeguards against victimisation of employees, who report under the said mechanism.

During the year under review, the Company has not received any complaints under the said mechanism. The Whistle Blower Policy of the Company has been displayed on the Company's website.

33. Reconciliation of Share Capital Audit

In accordance with the Securities & Exchange Board of India (SEBI), quarterly audit of the Company's share capital is being carried out by an independent external auditor with a view to reconcile the total share capital admitted with National Securities Depository Limited (NSDL) and Central Depository Services (India) Limited (CDSL) and held in physical form, with the issued and listed capital. The Auditor's Certificate in regard to the same is submitted to BSE Limited and National Stock Exchange of India Limited and is also placed before Stakeholders' Relationship Committee and the Board of Directors of the Company. The details of the share capital are provided in part of Corporate Governance Report.

34. General

- a) The statement relating to risk management policy and identification of risk elements are covered under Management Discussion Analysis Report as annexed with this Report.
- b) There are no adverse material changes or commitments occurred after March 31, 2024 which may affect the financial position of the Company or may require disclosure.
- c) On following points no reporting or disclosure is required as there were no transactions on these items during the financial year under review:
 - (i) There were no loans, guarantees and investments made;
 - (ii) Details relating to deposits covered under Chapter V of the Companies Act, 2013;
 - (iii) No significant and material orders passed by the regulators or courts or tribunals which impacted the going concern status and operation of the Company;
 - (iv) Issue of equity shares with differential rights as to dividend, voting or otherwise;
 - (v) Issue of sweat equity shares; and
 - (vi) None of the whole-time directors of the Company received any remuneration or commission from the subsidiaries of the Company.

35. Acknowledgement

Your Directors would like to place on record their sincere appreciation for co-operation and support received from the Government of India, Government of Maharashtra, Reserve Bank of India, Registrar of Companies, Pune, other local governmental bodies, NASSCOM, the National Stock Exchange, the Bombay Stock Exchange, Bankers of the Company and Shareholders during the financial year.

Your Directors also like to place on record their appreciation for the commitment and contribution made by all executives, officers, workers and staff of the Company for their hard work, co-operation and support.

Your Directors takes this opportunity to express its deep gratitude for the continued co-operation and support received from its each valued shareholders.

For and on behalf of the Board of Directors

Parvinder S Chadha
Chairman & Executive Director
(DIN:00018468)
Date: May 28, 2024

DECLARATION REGARDING CODE OF CONDUCT

We hereby confirmed that for the financial year ended March 31, 2024, the Directors and Senior Management Personnel have complied with the Code of Conduct of the Company as applicable to them.

Parvinder S Chadha
Chairman & Executive Director
(DIN: 00018468)

FINANCIAL STATEMENTS CERTIFICATIONS

We the undersigned, in our respective capacities to the best of our knowledge and belief, certify that:

- a) We have reviewed financial statements and the cash flow statement of the Company for the financial year ended on March 31, 2024 and that:
 - i. these statements do not contain any materially untrue statement or omit any material fact or contain statements that might be misleading;
 - ii. these statements together present a true and fair view of the Company's affairs and are in compliance with existing accounting standards, applicable laws and regulations.
- b) There are no transactions entered into by the Company during the year which are fraudulent, illegal or violative of the Company's code of conduct.
- c) We accept responsibility for establishing and maintaining internal controls for financial reporting and that we have evaluated the effectiveness of internal control systems of the Company pertaining to financial reporting and we have disclosed to the Auditors and the Audit Committee, deficiencies in the design or operation of such internal controls, if any, of which we are aware and the steps we have taken or propose to take to rectify these deficiencies.
- d) We have indicated to the Auditors and the Audit Committee that;
 - i. there were no changes in internal control over financial reporting during the year;
 - ii. there were no significant changes in accounting policies during the year required to be disclosed in the notes to the financial statements; and
 - iii. there were no instances of significant fraud of which we have become aware and the involvement therein, if any, of the management or an employee having a significant role in the Company's internal control system over financial reporting.

For HOV Services Limited

Nilesh Bafna
Chief Financial Officer

Parvinder S Chadha
Chairman & Executive Director
(DIN: 00018468)

AUDITORS' CERTIFICATE ON CORPORATE GOVERNANCE**TO THE MEMBERS OF HOV SERVICES LIMITED**

We have examined the compliance of conditions of corporate governance by **HOV Services Limited** ('the Company') for the year ended March 31, 2024 as stipulated in Regulations 17-27, clauses (b) to (i) of sub regulation (2) of Regulation 46 and paragraphs C, D and E of Schedule V of the Securities and Exchange Board of India (Listing Obligations and Disclosure Requirements) Regulations, 2015 ('Listing Regulations').

Management's Responsibility for compliance with the conditions of Listing Regulations

The compliance of the conditions contained in the corporate governance is the responsibility of the Management. This responsibility includes the designing, implementing and maintaining operating effectiveness of internal control to ensure compliance with the conditions of corporate governance as stipulated in the Listing Regulations of the Company including the preparation and maintenance of all relevant supporting records and documents.

Auditor's Responsibility

Our examination was limited to procedures and implementation thereof adopted by the Company for ensuring the compliance of the conditions of Corporate Governance. It is neither an audit nor an expression of opinion on the financial statements of the Company.

We have examined the books of account and other relevant records and documents maintained by the Company for the purposes of providing reasonable assurance on the compliance with Corporate Governance requirements by the Company in accordance with the Guidance Note on Certification of Corporate Governance issued by the Institute of Chartered Accountants of India ('ICAI'), Standards on auditing specified under Section 143(10) of the Companies Act, 2013 and Guidance Note on Reports or Certificates for Special Purposes issued by the ICAI which requires that we comply with the ethical requirements of the Code of Ethics issued by the ICAI.

We have complied with the relevant applicable requirements of the Standard on Quality Control (SQC) 1, Quality Control for Firms that Perform Audits and Reviews of Historical Financial Information, and Other Assurance and Related Services Engagements.

Opinion

Based on the procedures performed by us and to the best of our information and according to explanations given to us and representations made by the management, in our opinion, we certify that the Company has complied, in all material respects, with the conditions of Corporate Governance as stipulated in the above-mentioned Listing Regulations during the year ended March 31, 2024 except for as required under clause 18(d) of the Listing Regulations, Audit Committee Chairman was not able to attend the Annual General Meeting held on July 28, 2023.

We further state that such compliance is neither an assurance as to the future viability of the Company nor the efficiency or effectiveness with which the management has conducted the affairs of the Company.

Restriction on Use

The certificate is addressed to and provided to the Members of the Company solely for the purpose to enable the Company to comply with requirement of aforesaid Regulations, and should not be used by any other person or for any other purpose. Accordingly, we do not accept or assume any liability or any duty of care for any other purpose or to any other person to whom this certificate is shown or into whose hands it may come without our prior consent in writing.

Place: Mumbai
Date : May 28,2024

For **Lodha & Co LLP**
Firm Registration No. – 301051E/E300284
Chartered Accountants
R.P. Baradiya
Partner
Membership No. **044101**
UDIN: **24044101BKCLSH6715**

ANNEXURE TO THE DIRECTORS' REPORT**Management Discussion and Analysis Report**

HOV Services Limited ("HOVS" or the "Company") operates as a hybrid between an investment and a diversified services company. The Company's business encompasses majority of Software and IT Enabled Services and the prevailing trend would further enforce the importance of outsourcing, as companies will be compelled towards curtailing cost without sacrificing on quality.

The following discussion and analysis on financial performance of the Company for the year under reporting is based on the audited financial statements prepared in accordance with Ind-AS.

TOTAL INCOME**Revenue from operations:**

Revenue from operations aggregated to ₹ 1,612.36 Lakhs compared to ₹ 1205.51 lakhs previous year. The increase of ₹ 406.85 lakhs, representing a 34% increase in the revenue over previous year.

Other income:

Other income on consolidated basis were at ₹ 172.39 Lakhs in the current year compared to ₹ 381.41 Lakhs in the previous year. The decrease of ₹ 209.02 lakhs compared to last year is mainly on account of dividend income received on investment of ₹ 186.97 lakhs during the previous year.

Total Income:

Total income amount to ₹ 1,784.75 Lakhs for the year ended on March 31, 2024.

EXPENSES**Employee Benefit Expenses:**

Employee Benefit Expenses were at ₹ 1,193.45 Lakhs for current year compared to ₹ 815.90 Lakhs in the previous year. The net increase in employee benefit expenses is ₹ 377.55 Lakhs compared to last year. The number of Company employees increase from 183 as on March 31, 2023 to 405 as on March 31, 2024.

Total expenses:

Total expenses were at ₹ 1419 Lakhs for year ended March 31, 2024 compared to ₹ 1042 Lakhs for the year ended March 31, 2023. The net increase in total expenses is ₹ 377 Lakhs compared to last year.

Exceptional items:

Exceptional items amounting to ₹ 207 lakhs in standalone financial results represents reversal of provision made towards receivable from a subsidiary on repayment being made by the said subsidiary.

Discontinued Operations:

On consolidated basis the net profit from discontinued operations is ₹ 3.77 Lakhs for the current year and were at ₹ 8.61 Lakhs for the previous year.

Profit After Tax:

Profit after tax on standalone basis is ₹ 472.04 Lakhs for the year ended March 31, 2024 and were at ₹ 261.35 Lakhs for the year ended March 31, 2023.

Profit after tax on consolidated basis is ₹ 268.62 Lakhs for the year ended March 31, 2024 and were at ₹ 456.93 Lakhs for the year ended March 31, 2023.

Total Comprehensive Income / (Loss) For the Year:

On standalone basis, total comprehensive income is ₹ 460.84 Lakhs for the year ended March 31, 2024 and were at ₹ 258.23 Lakhs for the year ended March 31, 2023.

On consolidated basis, other comprehensive income /(Loss) stood at ₹ 28.81 Lakhs for the year ended March 31, 2024 and were at ₹ (808.67) Lakhs for the year ended March 31, 2023.

EARNINGS PER SHARE

Basic and diluted EPS (before exceptional item) on standalone basis is ₹. 2.10 per share for the year ended on March 31, 2024 and was ₹ 2.08 for the year ended on March 31, 2023.

On Consolidated basis, Basic and diluted EPS (from continued and discontinued operations) is at ₹ 2.13 per share for the year ended on March 31, 2024 and was ₹ 3.63 for the year ended on March 31, 2023.

Other Investments:

In consolidated financial statements the fair value of other investment as on March 31, 2024 is ₹ 481.02 lakhs compared to March 31, 2023 is ₹ 699.79 Lakhs. In consolidated financial statements, the said investment is considered as equity instrument designated as Fair Value through Other Comprehensive Income (FVOCI), however, is not to be reclassified to profit and loss subsequently and accordingly, the change in fair value has been recognised net off deferred tax liability in Other Comprehensive Income.

Trade Receivables:

Trade Receivables including unbilled revenue as at March 31, 2024 amounted to ₹ 827.82 Lakhs as compared to ₹ 609.73 lakhs as at end of previous year on March 31, 2023.

Cash and cash equivalents

On a standalone basis, as at March 31, 2024 the company had cash and cash equivalents of ₹ 435.03 lakhs as compared to ₹ 250.14 as at March 31, 2023. The cash and cash equivalents increased by ₹ 184.89 lakhs during the current year.

On a consolidated basis, as at March 31, 2024 the company had cash and cash equivalents of ₹ 439.24 lakhs as compared to ₹ 485.25 as at March 31, 2023.

Equity Share Capital

12594972 Equity Shares of ₹ 10 each fully paid up amounting to ₹ 1,259.90 lakhs.

Other Equity

On a standalone basis, as at March 31, 2024 other equity stood at ₹ 1,507.79 lakhs as compared to ₹ 1046.94 as at March 31, 2023.

On a consolidated basis, as at March 31, 2024 other equity stood at ₹ 1024.72 lakhs as compared to ₹ 999.47 as at March 31, 2023.

The movement in retained earnings was on account of profit earned during the current year.

On a standalone basis, other components of equity decreased due to remeasurement of the net defined benefit liability/asset.

On consolidated basis, other components of equity decreased due to fair value changes on investments and remeasurement of the net defined benefit liability/asset.

Total Current Liabilities:

On a standalone basis, as at March 31, 2024 total current liabilities stood at ₹ 245.70 lakhs as compared to ₹ 242.52 as at March 31, 2023.

On a consolidated basis, as at March 31, 2024 total current liabilities stood at ₹ 1,214.35 lakhs as compared to ₹ 1,402.89 as at March 31, 2023.

Total Current Assets:

On a standalone basis, as at March 31, 2024 total current assets stood at ₹ 1,977.10 lakhs as compared to ₹ 1,151.54 as at March 31, 2023.

On a consolidated basis, as at March 31, 2024 total current assets stood at ₹ 1,981.31 lakhs as compared to ₹ 1,563.79 as at March 31, 2023.

Human Resources & Prevention of Sexual Harassment

During the year the Company maintained cordial relationship with the employees at all levels and provides an environment free of sexual harassment and discrimination on the basis of gender. The Human Resource is an important asset of the Company. The training and development needs of the employees are addressed on a continuous basis with time-to-time internal programmes. The Company has constituted an Internal Complaints Committee pursuant to the Section 4 of the Sexual Harassment of Women at Workplace (Prevention, Prohibition and Redressal) Act, 2013 for protection against sexual harassment of women at work place. During the year there were no complaints of such manner.

Internal Control Systems and their adequacy

The Company has a well-defined internal control system with adequate checks and balances at all levels. The mandate goes beyond financial transactions to even review all other functions of various departments, viz Purchase, Sales and Operations, Payroll, HR and others as mandated by the Audit Committee. The Company's Internal Control framework is commensurate with the size and the nature of its operations. The Company has appointed a reputed external firm of Chartered Accountants to oversee and carry out internal audits of its activities. The conduct of internal audit is aimed towards the review of internal controls and risks, accounting and finance, and human resources, and as per scope decided by the Audit Committee.

The audit procedure is based on an internal audit plan, which is reviewed each year in consultation with the Statutory Auditors and approved by the Audit Committee. The Audit Committee based on a need basis reviews the audit plan on a half-yearly period. The Internal Auditor periodically does testing of the internal controls and monitors the effectiveness of internal controls and provides assurance of the adequacy and effectiveness of the internal controls to the Audit Committee and Board of Directors. The Audit Committee reviews the reports submitted by the Internal Auditors and seeks views of the Statutory Auditors on the adequacy of the internal control system in quarterly meetings.

Risks and its mitigation

Risk Management, being an ongoing process to identify, monitor, assess the risk and taking adequate steps to mitigate the negative effect at an acceptable level. The main objective of risk management is to minimize the impact of potential risk on the organization. The Company has an appropriate risk management framework comprising risk governance structure and defined risk management processes. The Audit Committee oversees the area of financial risks and controls.

The Management has identified the following key risks considering the operations relating to the businesses of the

Company and continuously monitor and review to mitigate the key risks in manner stated herein below:-

- a) **Covid-19 Pandemic risk:** - The business operations got impacted on account of restriction measures implemented by local and central government authorities to implement social distancing norms and to prevent spread of Covid-19 Pandemic. The demand-supply across all segments all over the worlds' economies got disrupted and might affect Company's earning in medium term. The overall impact of CoVID-19 on the businesses of the Company may vary depending on future conditions and socio-economic factors and measures taken at the Government levels and hence cannot be predicted at this time of juncture. The Company's customer are mostly long term costumers and therefore does not foresee any immediate impact on the revenues, however depending upon the uncertainties associated with Covid-19 the Management monitors its impact on continuous basis.
- b) **Business model related risk:** - The revenue of the Company is based on cost plus mark up for contracts with customers. The wage cost is major risks which may not be acceptable to customers due to change in minimum wages requirements. This could expose the Company to risks like price pressure, excessive dependency on select customers. In order to mitigate the risk, Management of the Company in continues endeavour keep appraised its customers about any change in cost factors well in advance.
- c) **Foreign currency fluctuation risk:** - A substantial part of Revenue accrues in US Dollars and expenditure of the Company are incurred in the Indian Rupees. Therefore, there is risk exposure due to adverse fluctuation of exchange rate between the US Dollar and the Indian Rupees. In order to mitigate the risk, the Management constantly review and tracks foreign currency movements closely.
- d) **Financial risk:** - The surplus funds of the Company are invested in fixed deposits with banks which is averse to risk related to volatility of interest rate. To mitigate the risk of interest, rate the Management closely tracks movement of rate change with banks.
- e) **Credit risk:** - It is exposed to risk of delay in collection from customers and to mitigate such risk pre-defined credit period is mentioned in contract entered and regular follow up process for receiving overdue invoice payments from customers.
- f) **Operational risk:** - The Company is exposed to risks of operational performance on account of costs. If the performance is lower than expected from the operators, it could have impact on profitability. So to mitigate such risks the Company had proper MIS in place. The rising inflation and salaries along with high attrition is a threat. This is planned to be offset with increased productivity and increased use of technology to reduce the dependence on manpower.
- g) **Investment risk:** - The Company through its wholly owned subsidiary HOVS LLC holds investments in quoted shares. The Company is exposed to the risk of value of investment getting effected due to performance of the investee company and related market risks. To mitigate such risk, the Management of the Company keeps constant liaison with investee company and the Board of the Company is being kept informed about necessary information on timely basis.
- h) **Information Technology risk:** - The evolving technologies through challenges. The business operations are mostly dependent on systems involving computers/ servers which are prone to hacking due to advancement in technology. In order to mitigate the hacking risk, appropriate anti-hacking multi layered systems are installed, education of all employees at all levels and periodic strengthening of IT security.
- i) **Legal, Compliance risk:** - There is a risk on account of dynamic legal environment. Understanding regulations and statutory compliance is vital to mitigate such risk. The Management had created a robust compliance framework and at times takes help from professional firms in order to ensure compliance.
- j) **Social Media risk:** - Being listed entity, the Company is exposed to risks of any inappropriate discloser made by any employee in social media. In order to mitigate such risk, the employees and Management including board members strictly adheres to the code of "Fair Disclosure Code" of the Company.

- k) Business Continuity and Disaster Recovery risk:-** To ensure continued delivery of services to customers irrespective of any disturbances the Company has implemented strong systems and processes across different locations so as to enabling it to take appropriate measures in respect of disaster recovery and business continuity.
- l) Inflation risk:-** The rising inflation and salaries along with high attrition among employees is a risk. The impact of this is hard to manage and to the extent possible, the Management uses technology, automation, incentives and good work environment to reduce its impact.
- m) Cyber Security risk:-** It possess risk for business in all aspects, right from phishing emails; vulnerable to hacking of IT systems; and clicking on links or downloading documents that turn out to be malware. Key steps to mitigate such risk is educating employees to aware of unwanted mails, implementation of antivirus software and proper patch management along with strong monitoring from IT Department on continues basis.

Significant Financial Ratios

Details of significant changes (i.e. change of 25% or more as compared to the immediately previous financial year) in key financial ratios, along with detailed explanations therefor

Sr. No.	Particulars	Numerator	Denominator	FY 2023-24	FY 2022-23	Variance (in %)	Detail explanation for change (where the change is 25% or more as compared to the immediately previous financial year)
(a)	Current Ratio	Total of Current Assets	Total of Current liabilities	1.63	1.11	46.8	Due to Increase in financial assets as cash generation from operating activities during the year and increase in trade.
(b)	Debt Service Coverage Ratio	Profit/(Loss) before tax from continuing operations	Debt Service (Current Borrowings+ Interest payable)	NA	NA	-	Due to closer of loan during last year. Repayment is done as per the terms.
(c)	Return on Equity Ratio	Profit/(Loss) after tax	Total Equity	0.12	0.20	(40.0)	Due to additional dividend income received on investment during the year Nil.
(d)	Trade Receivables Turnover Ratio	Revenue from Operations	Average Trade Receivables	2.24	2.13	5.2	-
(e)	Trade Payable Turnover Ratio	Purchase of services and other expenses	Average trade payable	15.02	11.91	26.1	Due to increase in employee cost corresponding to increase in turnover during the current year.
(f)	Net Capital Turnover Ratio	Revenue from Operations	Working capital	2.10	7.49	(72.0)	Due to increase in working capital as stated above and increase in turnover, net capital turnover ration gone down in current year.
(g)	Net Profit Ratio	Net profit after tax	Revenue from Operations	0.16	0.37	(56.8)	Net profit increased last year mainly due to receipt of dividend income on investment which was nil during the year.
(h)	Return on Capital Employed	Profit/(Loss) before interest and tax	Capital employed (total assets less current liabilities)	0.16	0.24	(33.3)	Due to decrease in profit during the year compared to last year due to dividend income last year.
(i)	Return on Investment	Dividend Income	Cost of Investments	-	0.27	(100.0)	Dividend received during the last year on investment and nil in current year.

Opportunities, Outlook & Threats

Your Company being positive to capture opportunities in growing emerging markets. The landscape of information technology has been continuously evolving and one has to keep pace with the changing trend in order to excel and tap significant growth opportunities. With Management having strong domain knowledge and experience of leading business venture in technology space, the Company is well placed in building next generation technology, partnerships with the world's technology leaders and has set up very well for the future.

REPORT ON CORPORATE GOVERNANCE

The Directors present the Company's Report on Corporate Governance for the year ended March 31, 2024.

1. Company's Philosophy on Corporate Governance

The Company adheres to Corporate Governance guidelines to fulfil its responsibilities towards all its stakeholders i.e. investors, customers, vendors, government, employees. Company believes that good corporate governance enhances accountability and increases shareholder value. The Company is committed to good Corporate Governance practices and compliance with all applicable statutes. The Company's affairs being managed in a manner which ensures accountability, transparency in all corporate affairs.

The Board believes that combining the highest levels of ethical practices with experience and expertise, will ensure the Company's philosophy on Corporate Governance. The Board of Directors and Senior Management of your Company not only adhere to legal obedience of applicable laws but goes deeper confirming to ethical practices across the entire functioning of the Company thereby observing the corporate governance principles in its letter and spirit.

2. Board of Directors

The Board of Directors of your Company has a judicious mix of Executive and Independent directors. Out of total strength of six directors, three are independent directors, from diverse background having distinguished experience in various fields such as management, finance, technology and strategic planning, with considerable professional expertise and experience in business and industry.

The Board functions either as a full Board or through various Committees constituted to oversee specific operational areas.

(a) Composition of Board of Directors

The Company has a professional Board of Directors, constituted in compliance with the Companies Act, 2013 and SEBI (Listing Obligations and Disclosure Requirements) Regulations, 2015. The Board has an optimum combination of executive and non-executive Directors including a woman director. All non-executive directors are Independent Directors. The Chairman of the Company is an Executive Director.

(b) Directors' Compensation and Disclosures

The Non-Executive Directors on the Board of the Company are paid sitting fees for attending the Board Meeting and meetings of the various committees of the Board of Directors. All such fees paid to the Non-Executive Directors are fixed by Board of Directors.

During the financial year no stock options granted to the Non-Executive Directors. Pursuant to Section 149 of the Companies Act, 2013 Independent Directors of the Company shall not be entitled for any further grant of stock options.

(c) Other provisions related to Board and Committees

The Board and Audit Committee meet at least four times on quarterly basis in a year to review inter alia the quarterly financial statements other agenda matters. Additionally, Audit Committee & Board meeting are held on need basis to conduct required business matters. The Nomination & Remuneration Committee and Stakeholder's Relationship Committee of the Board meets twice a year and also, as and when required.

The members, both of Board and its Committees, are free to provide inputs for any other items to be included in the Agenda, though they have right to bring the matters for discussion in the meetings with the permission of the

Chairman. The Company Secretary in consultation with the Chairman of the Company prepares the required agenda and supporting papers required for the Board and Committee meetings and circulates the agenda papers and supporting documents well in advance before the respective Board and Committee Meetings.

The gap between two board meetings does not exceed four months. Leave of absence was granted to the Directors as and when requested by them. The Board was made available necessary information as required to be placed before the Board as per Regulation 17 (7) of Securities Exchange Board of India (Listing Obligations and Disclosure Requirements) Regulations, 2015 [“SEBI (LODR), 2015”] for their discussion and consideration. The members of the Board and Committees, always attempt to make themselves available to attend meeting either, in-person or through video-conference, as per circumstance prevailing at time of such meetings.

As per Regulation 26 of SEBI (LODR), 2015 none of the Directors on the Company's Board is a member of more than ten committees or Chairman of more than five committees across all listed entities in which he/ she is director. All the directors have made necessary disclosure regarding committees' positions held by them in other listed entities. None of the directors is having any relation with other directors of the Board.

The composition of Board, attendance at Board meeting during the year under review, number of Directorship, membership and their shareholding in the Company are given as hereunder: -

i) Composition of Board of Directors:

Name of Director	Title
Mr. Parvinder S Chadha	Chairman & Executive Director & Promoter
Mr. Sunil Rajadhyaksha	Executive Director & Promoter
Mr. Vikram Negi	Executive Director
Mr. Harjit Singh Anand	Non-Executive Independent
Mrs. Lakshmi Kumar	Non-Executive Independent
Mr. Ajay Puri	Non-Executive Independent

ii) Attendance of the Directors at the Board meetings & AGM:

Name of the Director	Date of Board Meetings				Date of AGM
	May 27, 2023	August 14, 2023	November 8, 2023	February 3, 2024	July 28, 2023
Mr. Parvinder S Chadha	P	P-VC	P-VC	P	P-VC
Mr. Vikram Negi	P-VC	A	P-VC	P-VC	P-VC
Mr. Sunil Rajadhyaksha	P	P-VC	P	P	P-VC
Mr. Harjit Singh Anand	P	P-VC	P-VC	P-VC	A
Mrs. Lakshmi Kumar	P	P-VC	P-VC	P-VC	A
Mr. Ajay Puri	P-VC	P-VC	P-VC	P-VC	P-VC

P-Present in person; A-Absent; P-VC- Present through video conferencing

iii) Shareholdings of Directors as of March 31, 2024

Name of Director	Number of Shares
Mr. Parvinder S Chadha, Chairman & Executive Director ¹	38,250
Mr. Vikram Negi, Executive Director	63,556
Mr. Sunil Rajadhyaksha, Executive Director ¹	5,88,720
Mr. Ajay Puri, Independent Director	-
Mr. Harjit Singh Anand, Independent Director	-
Mrs. Lakshmi Kumar, Independent Director	-

¹ Promoters-refer "General Shareholder Information section of Corporate Governance Report" for shareholdings of Promoters.

(d) Details of Remuneration/ sitting fees of all the Directors:

(Rs. in Lakhs)

Name of Director	Salary/Perquisites INR	Bonus/Commission INR	Sitting Fees INR
Mr. Vikram Negi	Nil	Nil	Nil
Mr. Sunil Rajadhyaksha	Nil	Nil	Nil
Mr. Parvinder S Chadha	84.00	Nil	Nil
Mr. Harjit Singh Anand	Nil	Nil	5.10
Mrs. Lakshmi Kumar	Nil	Nil	5.70
Mr. Ajay Puri	Nil	Nil	5.10

(e) Details of directorship/ committee membership/ chairmanship in other companies:

Name of Director	Other company directorship	Committee chairmanship	Committee membership
Mr. Vikram Negi	Nil	Nil	Nil
Mr. Sunil Rajadhyaksha	Nil	Nil	Nil
Mr. Parvinder S Chadha	Exela Technologies Inc.	Nil	Nil
Mr. Harjit Singh Anand	CAF India Pvt. Ltd.	Nil	Nil
Mrs. Lakshmi Kumar	Nil	Nil	Nil
Mr. Ajay Puri	Mettube Sdn. Bhd. (Until Dec 1, 2023)	Nil	Nil

Notes:

- i) One of the Executive Directors received remuneration from the Company during the year.
- ii) There is no pecuniary relationship with non-executive directors except entitled for sitting fees for attending Board Meetings and its Committees Meetings.
- iii) None of the Directors are eligible for severance fees.
- iv) Notice period, as mutually decided by the Board and Director.

3. Audit Committee

The Company had constituted the Audit Committee to monitor and effectively supervise the Company's financial reporting process with a view to provide accurate, timely and proper disclosures and all the members are independent and are financially literate and have accounting or related financial management expertise. The Chairman of the Company, Statutory Auditors, and Chief Financial Officer attends the meetings of the Audit Committee as invitees. Mr. Bhuvanesh Sharma, VP-Corporate Affairs & Company Secretary & Compliance Officer also acts as Secretary to the Audit Committee.

The composition of the Audit Committee and its roles is as per the provisions of Companies Act, 2013 and SEBI (LODR), 2015. The terms of reference of the Audit Committee are in accordance with the Companies Act, 2013 and the SEBI Listing Regulations. The detailed terms of reference of audit committee have been placed on the Company's website www.hovsltd.com under Investor Relations.

The Audit Committee, inter alia, discussed and deliberates on the financial results, appointment/re-appointment of Statutory Auditors, review of internal audit functions, review of internal audit report, and review of related party transactions, provide omnibus approval, make deliberation with Statutory Auditors. Mr. Harjit Singh Anand, Chairman of Audit Committee could not able to attended 35th Annual General Meeting held on July 28, 2023 due to exigent personal reasons.

Composition of Audit Committee:

Name	Designation/Category
Mr. Harjit Singh Anand	Chairman (Independent Director)
Mrs. Lakshmi Kumar	Member (Independent Director)
Mr. Ajay Puri	Member (Independent Director)
Mr. Parvinder S Chadha	Member (Executive Director)

Audit Committee Meetings and its member's attendance:

Meeting Date	May 27, 2023	August 14, 2023	November 8, 2023	February 3, 2024
Mr. Harjit Singh Anand	P	P-VC	P-VC	P-VC
Mrs. Lakshmi Kumar	P	P-VC	P-VC	P-VC
Mr. Ajay Puri	P-VC	P-VC	P-VC	P-VC
Mr. Parvinder S Chadha	P	P-VC	P-VC	P

4. Nomination & Remuneration Committee

The Company had constituted the Nomination and Remuneration Committee in accordance with Section 178 of the Companies Act, 2013 and Regulation 19 of the SEBI (LODR), 2015 to act in terms of the reference specified by the Board of Directors of the Company. The Company Secretary acted as the Secretary to the Nomination and Remuneration Committee. The Nomination & Remuneration Committee acts in terms of reference specified by the Board which, inter-alia, includes: -

- i) Identify persons who are qualified to become directors and who may be appointed in “senior management” and recommend to the board for their appointment and removal;
- ii) Devising a policy on Board diversity;
- iii) Formulate the criteria for determining qualifications, positive attributes and independence of a director;
- iv) Formulation of criteria for evaluation of performance of independent directors and the board of directors;
- v) Whether to extend or continue the term of appointment of the independent director, on the basis of the report of performance evaluation of independent directors.
- vi) Recommend to the board, all remuneration, in whatever form, payable to senior management.
- vii) Recommend to the Board a policy, relating to the remuneration for the directors, key managerial personnel and other employees ensuring the following while formulating the policy that: -
 - a) the level and composition of remuneration is reasonable and sufficient to attract, retain and motivate directors of the quality required to run the company successfully;
 - b) relationship of remuneration to performance is clear and meets appropriate performance benchmarks;
 - c) remuneration to directors, key managerial personnel and senior management involves a balance between fixed and incentive pay reflecting short and long-term performance objectives appropriate to the working of the company and its goals; and
 - d) recommend to the board, all remuneration, in whatever form, payable to senior management.

Composition of Nomination & Remuneration Committee

Name	Designation/Category
Mrs. Lakshmi Kumar	Chairman (Independent Director)
Mr. Harjit Singh Anand	Member (Independent Director)
Mr. Ajay Puri	Member (Independent Director)
Mr. Parvinder S Chadha	Member (Chairman & Executive Director)

Nomination & Remuneration Committee Meetings and its member's attendance:

Meeting Date	May 27, 2023	November 8, 2023
Mr. Harjit Singh Anand	P	P-VC
Mrs. Lakshmi Kumar	P	P-VC
Mr. Ajay Puri	P-VC	P-VC
Mr. Parvinder S Chadha	P	P-VC

The Committee reviewed, for the year 2023-24, the implementation and compliance of effective evaluation of performance of Board, its committees, chairperson and individual directors.

The Remuneration Policy of the Company is designed to attract, motivate and retain manpower. This Policy applies to

directors and senior management including its Key Managerial Personnel (KMP) and other senior employees of the Company. The salient features of the Policy are annexed to the Annexure [G] of the Board Report.

5. Stakeholders Relationship Committee

The Company had constituted the Stakeholders Relationship Committee in accordance with Section 178 of the Companies Act, 2013 and Regulation 20 of the SEBI (LODR), 2015 to act in terms of the reference specified by the Board of Directors of the Company.

The Stakeholders Relationship Committee specifically looks into various aspects of interest of shareholders and inter-alia include the following:

- Resolving the grievances of the security holders of the listed entity including complaints related to transfer/transmission of shares, non-receipt of annual report, non-receipt of declared dividends, issue of new/duplicate certificates, general meetings etc;
- Review of measures taken for effective exercise of voting rights by shareholders;
- Review of adherence to the service standards adopted by the listed entity in respect of various services being rendered by the Registrar & Share Transfer Agent; and
- Review of the various measures and initiatives taken by the listed entity for reducing the quantum of unclaimed dividends and ensuring timely receipt of dividend warrants/annual reports/statutory notices by the shareholders of the company.

Composition of Stakeholder Relationship Committee

Name	Designation/Category
Mr. Ajay Puri	Chairman (Independent Director)
Mr. Harjit Singh Anand	Member (Independent Director)
Mr. Sunil Rajadhyaksha	Member (Executive Director)

Stakeholders Relationship Committee Meetings and its member's attendance:

Meeting Date	May 27, 2023	November 8, 2023
Mr. Harjit Singh Anand	P	P-VC
Mr. Sunil Rajadhyaksha	P	P
Mr. Ajay Puri	P-VC	P-VC

Details of shareholders' complaints during the year:

Number of complaints filed	Nil
Number of complaints disposed	Nil
Number of complaints pending at end of year	Nil

Mr. Ajay Puri, Chairman of Stakeholders Relationship Committee attended 35th Annual General Meeting held on July 28, 2023.

The Company Secretary of the Company act as Compliance Officer and under authorization from the Committee overview the task of investor's servicing and redress their grievances re-materialization of shares, issue of duplicate share certificates, issue of new certificates in replacement of those that are torn, defaced, lost or destroyed, split/consolidation of share certificates and any other matter as and when received from the shareholders of the Company and maintain the records thereof.

6. General Body Meetings

a) The details of last three previous Annual General Meetings:

The annual general meetings of the Company during the previous three years were held as detailed below:

Details of AGM/Year	Date & Time of AGM	Special Resolutions passed, if any
33 rd AGM/ 2021	September 22, 2021 10:00 AM <i>Through Video Conference</i>	i) Re-appointed Mr. Surinder Rametra as Whole time Director designated as Executive Director for another term of five years period from April 1, 2021 to March 31, 2026.
34 th AGM/ 2022	July 20, 2022 10:00 AM <i>Through Video Conference</i>	i) Re-appointment of Mr. Vikram Negi as Whole time Director designated as Executive Director for further term of five years period from September 1, 2022 till August 31, 2027
35 th AGM/ 2023	July 28, 2023 10:30 AM <i>Through Video Conference</i>	i) Re-appointment of Mr. Harjit S Anand as Independent Director for 2 nd term from September 10, 2023 to September 9, 2028.

b) Extra Ordinary General Meeting:

No Extra Ordinary General Meeting was held during the year.

c) Resolutions passed through Postal Ballot & details of voting pattern:

During the Financial Year, the Company had not conducted Postal Ballot process.

7. Subsidiary Companies

The HOVS LLC, wholly owned subsidiary of the Company is material subsidiary, as per the criteria laid down in Regulation 16 (c) of SEBI (LODR) Regulations, 2015, as amended from time to time. The details of the Company's subsidiaries, are given in the Board Report.

The major updates about the subsidiary companies are regularly presented to the Audit Committee and the Board in addition to the key points which are taken up in the audit committee/ board meeting of subsidiaries. The key matters which are regularly taken up in the Audit Committee and Board meeting includes i) Minutes of all the meetings of board of directors of the Indian subsidiary company held in previous quarter; ii) Review of the financial statements; and iii) major dealings and significant matters.

8. Disclosures Requirements

- There were no significant related party transactions during the year between the Company and its related parties having any potential conflict with the interests of the Company.
- The Company was not subject to any non-compliance and no penalties or strictures were imposed on the Company by, SEBI or any statutory or other authority on any matters relating to capital markets, during the reporting year.

- c) The Company has formulated a Whistle Blower Policy to establish a vigil mechanism for Directors and employees of the Company to report concerns about unethical behavior, actual or suspected fraud or violation of the Company's code of conduct or ethics policy. The whistle Blower Policy is available on <https://hovsltd.com/docs/Policies/2019/HOVS%20Vigil%20WhistleBlower%20Policy%20April%201%202019.pdf>
- d) The Company had complied with mandatory requirements of disclosures under corporate governance report. The Company is complying of the non-mandatory requirements that the internal auditors of the Company reports to the Audit Committee of the Board of Directors.
- e) The details of the policy on determining "Material Subsidiaries" is available on <https://hovsltd.com/docs/Policies/2019/HOVS%20Policy%20for%20Material%20Subsidiary%20April%201%202019.pdf>
- f) The Company has formulated policy on Related Party Transactions available on <https://hovsltd.com/docs/Policies/2022/HOVS%20RPTs%20Policy-April%202022.pdf>
- g) There were no matters related to commodity price risk and commodity hedging activities during the year.
- h) The Company has not raised funds through preferential allotment or qualified institutions placement as specified under Regulation 32 (7A).
- i) All the Directors of the Company are not debarred or disqualified by the Securities and Exchange Board of India /Ministry of Corporate Affairs or any such statutory authority from being appointed or continuing as Directors of Companies and a certificate from the Secretarial Auditor of the Company was obtained in this regard, is annexed with in "ANNEXURE- F" to the report.
- j) The Board of Directors generally accepts recommendations of its Committees, and there are no such matters during the financial year required to be disclosed in terms of the non-acceptance of recommendations of the Audit & NRC Committee to the Board.
- k) Total fees for all services paid by the Company and its subsidiaries, on a consolidated basis, to the Statutory Auditor and all entities in the network firm/network entity of which the statutory auditor is a part is given below:

(Amounts in Lakhs)	
Payment to Statutory Auditors	FY 2023-24
Audit Fees (standalone & Consolidated)	5.00
Limited Review Reports (standalone & Consolidated)	3.00
Other Certification Services	1.50
Reimbursement of expense	0.2
Total	9.73

- l) Disclosures in relation to the Sexual Harassment of Women at Workplace (Prevention, Prohibition and Redressal) Act, 2013:
- number of complaints filed during the financial year— **Nil**
 - number of complaints disposed of during the financial year— **Nil**
 - number of complaints pending as on end of the financial year— **Nil**
- m) During the year, no employee was denied access to Audit Committee.
- n) No dividend was declared for the financial year ended March 31, 2024.

- o) The details of the familiarization program disclose on the Company's website. <https://hovsltd.com/wp-content/uploads/2024/05/HOVS-Familiarization-ID-2024.pdf>
- p) Disclosure of senior management pursuant to 5B Part C of Schedule V are given herewith, and that during the year there were no appointment and resignation among the senior management.

Sr. No.	Name of employee	Designation
1	Vijaykumar Pawar	Project Manager
2	Ganesh Khedekar	Manager - Cloud Compute & Systems Security
3	Sachin Nale	Manager, Network & IT Security
4	Tushar Dahibhate	Team Manager - WST & Windows Security
5	Vishal Agrawal	Manager, Software Support
6	Kaiz Shaikh	Sr. Manager, Operations
7	Santosh Pawar	Director, Information Tech
8	Madhukar Mazire	Director, Information Tech
9	Balbirsingh Batra	VP, Administration
10	Bhuvanesh Sharma	VP- Corporate Affairs & Company Secretary & Compliance Officer
11	Nilesh Bafna	Chief Financial Officer

- q) Pursuant to Rule 9(7) of the Companies (Management and Administration) Rules, 2014, Company Secretary of the Company is the designated Authorized Officer, to furnish, and extend co-operation for providing, information to the Registrar or any other authorized officer with respect to beneficial interest in shares of the Company.
- r) There are none such binding agreements subsist as required to be disclosed in accordance with the Regulation 30A of the Securities and Exchange Board Of India (Listing Obligations and Disclosure Requirements) Regulations, 2015.

9. Insider Trading Regulations

The Company has adopted HOVS PIT Code effective 2015 and as amended from time to time for prevention of Insider Trading and Fair disclosure of unpublished price sensitive information. The HOVS PIT Code is applicable to all insiders and designated persons as envisage in the Code. The HOVS PIT Code include the Policy for Inquiry in case of leak of UPSI and the Policy for Determination of legitimate Purpose for sharing of UPSI. Mr. Bhuvanesh Sharma, VP-Corporate Affairs & Company Secretary & Compliance officer of the Company, act as the Compliance Officer for the purpose of prevention of insider trading regulations.

10. Skills / Expertise / Competencies of the Board of Directors

- i) The Board of Directors have identified the following set of matrix of the skills/expertise required in the context of its business for it to function effectively.

Required in the context

Core Skills	Possessed with the Directors
• Corporate Governance	Yes
• Strategy Building	Yes
• Financial Literacy	Yes

• Risk and Compliance Management	Yes
Expertise	
• Leadership in workforce development and support	Yes
• Financial and Investment management	Yes
• Commercial and Business acumen/experience	Yes
Competencies	
• Leadership	Yes
• Critical Decision Making	Yes
• Commitment to the Role Assigned	Yes

- ii) The below table highlights the expertise of individual Board members. However, in case a member name is not mark for the specific skill, does not necessarily mean the Member does not possess the corresponding skill or expertise to that specific area.

Core Skills/Expertise Competencies	Name of the Director					
	Mr. Parvinder S Chadha	Mr. Sunil Rajadhyaksha	Mr. Vikram Negi	Mr. Harjit S Anand	Mr. Ajay Puri	Mrs. Lakshmi Kumar
Corporate Governance & Ethics	√	√	√	√	√	√
Management and Strategy	√	√	√	√	√	√
Global Business Leadership	√	√	√	-	√	√
International business	√	√	√	-	√	-
Information Technology	√	√	-	√	√	-
Human Resources and E Relations	√	√	-	-	√	√
Finance & Taxation	√	√	√	-	√	-
Investment & Treasury Management	√	√	√	-	-	-
Audit and Risk Management	√	√	-	-	√	-
Academics, Education, Authorship	√	√	-	-	-	√
Regulatory and Government matters	√	√	-	-	√	-
Leadership-workforce development	√	√	-	-	√	√
Leadership & Strategy Building	√	√	√	-	√	√
Financial Literacy	√	√	√	√	√	√
Commercial and Business acumen/experience	√	√	√	-	√	-
Critical Decision Making	√	√	√	√	√	√
Commitment to the Role Assigned	√	√		√	√	√
Risk Compliance Management	√	√		√	√	-

11. Board Confirmation on Director Independence

All the Independent Directors are non-executive directors and based on the declarations received from them, the Board of the Company confirms that all the independent directors meet the conditions specified in the SEBI Listing Regulations and they are independent of the management.

12. Unclaimed /unpaid Dividends

From the year 2019-20 there was no unclaimed dividend amounts lying with the account of the Company. In accordance with applicable provisions of Section 124 and the Investor Education and Protection Fund Authority (Accounting, Audit, Transfer and Refund) Rules, 2016 of Companies Act, 2013, as amended from time to time, all the unclaimed dividend amounts were transferred to IEPF until previous FY 2018-19 in due time as applicable along with unclaimed shares.

13. Unclaimed shares

Description	No. of Cases	No. of Shares
Aggregate number of shareholders and the outstanding shares in the suspense account lying at the beginning of the year:	4	341
Shareholders who approached the Company for transfer of shares from suspense account during the year:	0	0
Shareholders to whom shares were transferred from suspense account during the year:	0	0
Shareholders whose shares are transferred to the demat account of the IEPF Authority as per Section 124 of the Act:	0	0
Aggregate number of shareholders and the outstanding shares in the suspense account lying at the end of the year:	4	341

In accordance with the requirement of Regulation 34(3) and Part F of Schedule V to the SEBI Listing Regulations, details of equity shares in the suspense account are as under and the voting rights on the shares outstanding in the suspense account as on March 31, 2024 shall remain frozen till the rightful owner of such shares claims the shares.

14. Transfer of shares to Investor Education Protection Fund (“IEPF”)

The Company had in due course of time until previous FY 2018-19 have transferred all such shares to IPF Account by following the due process, in accordance with the Investor Education and Protection Fund Authority (Accounting, Audit, Transfer and Refund) Amendment Rules, 2017, (the “Rules”) as amended from time to time, inter-alia provides for transfer of shares in respect of which dividend remains unclaimed or unpaid for seven consecutive years or more to IEPF Account. The total number of 851 shares were been transferred to IEPF. For the reporting year ended March 31, 2024 there were no such cased of transfer to IEPF account.

It may be noted that both the unclaimed dividend and shares transferred to the IEPF including all benefits accruing, if any, in such shares can be claimed back by the shareholder(s) from IEPF Authority by following procedure prescribed in the Rules.

In case the concerned shareholder(s) holding shares in physical form, if any, and whose shares are transferred to IEPF, such shareholder(s) may note that the Company will be issuing duplicate share certificate(s) in lieu of original share

certificate held by them for the purpose of transfer of such shares to IEPF as per the Rules. The concerned shareholder(s) further note that the details uploaded on Company's website should be regarded and shall be deemed to be adequate notice for the purpose of issue of duplicate share certificate(s) for the purpose of transfer of shares to IEPF pursuant to the Rules.

For any queries on the above matter, concerned shareholders are requested to contact the Company's Registrar and Share Transfer Agents, M/s KFin Technologies Limited, Mr. Mohd Mohsin Uddin, Senior Manager at Unit: HOV Services Limited, Selenium Tower B, Plot no 31-32, Financial district, Nanakramguda, Serilingampally, Hyderabad Rangareddi 500 032. Tel: +91 40-67161562; email ID mohsin.mohd@kfintech.com

15. Guidelines for Investors to file claim in respect of the Unclaimed Dividend or Shares transferred to the IEPF

The shareholders whose unpaid dividends/shares have been transferred to IEPF Authority and who have a claim on such dividends/shares may claim the same from IEPF Authority by submitting an online application in web Form No. IEPF-5 available on the website www.iepf.gov.in and sending a physical copy of the same, duly signed to the Company, along with requisite documents enumerated in the Form No. IEPF-5. No claims shall lie against the Company in respect of the dividends / shares so transferred.

16. Nomination Facility

The provisions of Section 72 of the Companies Act, 2013, provides facility for making nominations by Members in respect shares held by them. Members who have not yet registered their nomination are requested to register the same by submitting Form No. SH-13 prescribed for making nomination. Members are requested to submit the said details to their DP in case the shares are held by them in electronic form and to the Company's R&T agent in case the shares are held in physical form. The individual shareholders holding shares in physical form either singly or jointly can nominate a person in whose name the shares shall be transferable in the case of death of the registered shareholder(s).

17. Means of Communications

The Company's quarterly, half yearly and annual financial results are published in Financial Express (all editions) and Loksatta, Pune (regional newspaper). The Company maintained its website where other investor related information are made available to the shareholders by way of displaying under "Investor Relation" section on the web site of the Company at www.hovsltd.com. All the information about the Company is promptly filed/communicated with Stock Exchange through their electronic filing system, where the shares of the Company are listed and are released to press, where ever required, for information of public at large and is also made available on the Company's website.

The Company will service delivery of document such as notice of meetings, annual report and make the communication in electronic form only to the e-mail address provided by member and the same is made available to Company and/or with R&T agent of the Company by the Depositories. Therefore, it is requested to register/ provide/update your e-mail address with Depositories and with the R&T Agent of the Company on the email id hov.cs@karvy.com created for the purpose. Shareholders, who desires to receive the said documents in physical form could make request for the same to the R&T or the Company.

18. Chief Executive Officer (CEO) and Chief Financial Officer (CFO) Certifications

As per the requirement of Regulation 17 (8) of the SEBI (Listing Obligations and Disclosure Requirements), 2015, a duly signed certificate was placed at the meeting of Board of Directors of the Company held on May 28, 2024. The same is annexed to the Board's Report.

19. General Shareholder Information

a) Details of ensuing 36th AGM:

Date & Day	Time	Venue
August 3, 2024; Saturday	10:30 A.M.	Since the AGM being held through VC/OAVM as per the MCA Circulars, therefore there is no venue.

b) Financial Year: April 1 to March 31

c) Dividend payment date: No dividend was declared for the financial year ended March 31, 2024.

d) Listing on Stock Exchanges:

Shares of the Company are currently listed on following exchanges:

Name	Stock Code	Address
National Stock Exchange of India Limited (NSE)	HOVS	Exchange Plaza, Bandra-Kurla Complex, Bandra (East), Mumbai- 400 051
BSE Limited (BSE)	532761	Phiroze Jeejeebhoy Towers, Dalal Street, Mumbai- 400 001

e) Market price data:

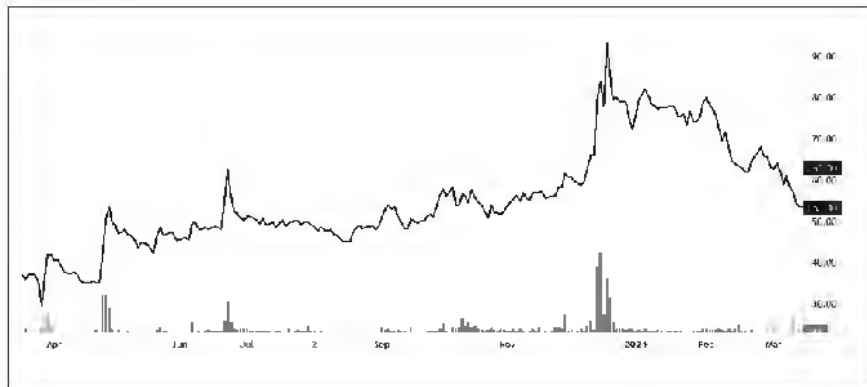
Monthly highs, lows and trading volume for FY ended March 31, 2024 is as below:

Month	BSE			NSE		
	High (₹)	Low (₹)	Trade Quantity	High (₹)	Low (₹)	Trade Quantity
Apr-23	50.40	34.15	2,50,930	49.90	44.24	7,90,438
May-23	55.40	41.70	1,31,039	54.85	50.90	5,30,564
Jun-23	64.00	45.00	2,51,021	64.60	56.95	14,53,774
Jul-23	52.50	47.41	61,218	52.50	48.75	7,431
Aug-23	51.20	44.52	29,101	51.20	48.80	4,123
Sep-23	55.96	47.20	71,800	55.96	52.30	8,924
Oct-23	61.95	50.40	2,47,765	63.80	56.10	1,94,999
Nov-23	64.40	51.60	1,68,911	64.35	58.20	5,54,043
Dec-23	97.20	57.90	9,66,510	97.40	86.30	8,49,783
Jan-24	84.00	72.10	72,779	83.65	78.70	26,372
Feb-24	82.99	60.71	11,4370	82.15	77.35	25,906
Mar-24	66.00	51.00	1,75,093	66.05	63.00	10,613

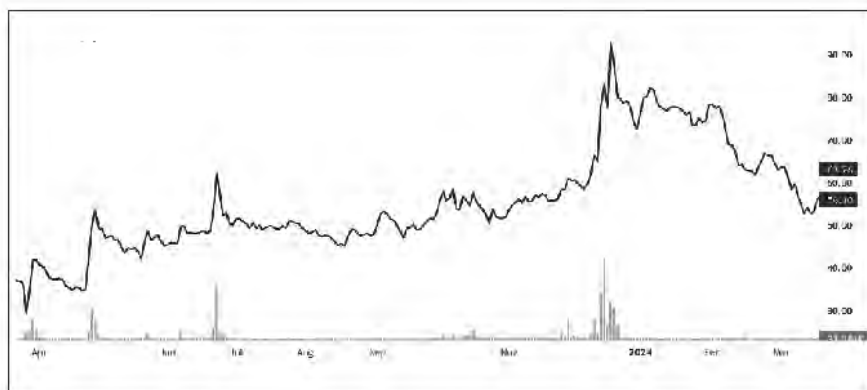
f) HOV Services Limited's Share prices versus the NSE Nifty

The Chart herein below shows the comparison of the Company's share price movement vis-à-vis the movement of BSE Sensex and NSE Nifty: Historic Graph 01-04-2023 to 31-03-2024

HOVS vis-à-vis BSE Sensex:



HOVS vis-à-vis NSE Nifty:



g) Registrar and Share Transfer Agent

The Company has appointed KFin Technologies Limited as its share transfer agent.

KFin Technologies Limited
Selenium, Tower B, Plot 31 & 32,
Financial District, Nanakramguda Serilingampally Mandal,
Hyderabad 500032.

h) Share Transfer System

In terms of Regulation 40(1) of SEBI Listing Regulations, as amended, securities can be transferred only in dematerialized form w.e.f. April 1, 2019, except in case of request received for transmission or transposition of securities. The work related to transfer, transmission, transposition, as well as requests for dematerialization/rematerialisation are being carried out by the Company's Registrar and Share Transfer agent. Shareholders/Investors are requested to send transmission/ transposition related documents directly to Registrar and Share Transfer Agent. Transfers of equity shares in electronic form are effected through the depositories with no involvement of the Company.

i) **Financial Calendar for the Financial Year 2024-25:**

Schedule of the Board Meetings for declaration of Financial Results (tentative and subject to change):

Quarter End	Date
1 st Quarter Results	On or before August 14, 2024
2 nd Quarter Results	On or before November 14, 2024
3 rd Quarter Results	On or before February 14, 2025
4 th Quarter Results (Audited)	On or before May 30, 2025

j) **Date of Book Closure:** August 1, 2024 to August 3, 2024 (both days inclusive).k) **Distribution of Shareholding as of March 31, 2024**(i) **Distribution of Shares according to size of holding:**

Sr. No.	Category (Shares)	No. of Holders	% To Holders	No. of Shares	% To Equity
1	1 - 5000	9,317	98.38	24,79,885	19.69
2	5001 - 10000	76	0.80	5,344,76	4.24
3	10001 - 20000	34	0.36	4,58,101	3.64
4	20001 - 30000	11	0.12	2,74,595	2.18
5	30001 - 40000	5	0.05	1,75,764	1.4
6	40001 - 50000	4	0.04	1,91,796	1.52
7	50001 - 100000	12	0.13	7,99,807	6.35
8	100001 and above	11	0.12	76,80,548	60.98
	Total	9,470	100.00	1,25,94,972	100.00

(ii) **Distribution of Shares by Shareholders Category:**

Sr. No.	Description	No. of Cases	Total Shares	% Equity
1	Promoters & Promoter Group	8	63,49,829	50.42
2	Directors and their relatives	1	63,556	0.50
3	Key Management Personnel	2	7,000	0.06
4	IEPF	1	816	0.01
5	Resident Individuals	9245	41,22,890	32.73
6	Employees	1	4,692	0.04
7	NRI Non Repatriable	28	2,19,317	1.74
8	Non Resident Indians	51	93,576	0.74
9	Foreign Nationals	3	3,77,416	3.00
10	Bodies Corporate	61	10,44,370	8.29
11	HUF	275	3,11,510	2.47
	Total	9,676	1,25,94,972	100.00

(iii) Promoters & Top 10 Shareholders as of March 31, 2024

Promoters & Promoters Group Shareholdings:

Sr. No.	HOLDER	Total Shares	% To Equity	Category
1	ADESI 234 LLC	30,00,985	23.83	PRO
2	HOF2 LLC	16,67,933	13.24	PRO
3	STERN CAPITAL PARTNERS LLC	6,94,246	5.51	PRO
4	Sunil Vasant Rajadhyaksha	5,88,720	4.67	PRO
5	GENERAL PACIFIC LLC	2,14,273	1.70	PRO
6	Surinder Rametra	1,20,000	0.95	PRO
7	Parvinder S Chadha	38,250	0.30	PRO
8	Rajadhyaksha Anil Vasant	25,422	0.20	PRO

Top Ten shareholders other than Promoters:

Sr. No	HOLDER	Total Shares	% To Equity	Category
1	CHITALE LLC	7,86,224	6.24	LTD
2	Xin Cheng	2,23,950	1.78	FN
3	Karan Negi	1,48,817	1.18	NRN
4	Gunjan Chhajer	1,15,000	0.91	PUB
5	Ronald Cogburn	88,978	0.71	FN
6	Sunil Kumar Chhajer	84,200	0.67	PUB
7	Bhuvaneshwari S	73,800	0.59	PUB
8	Suresh Yannamani	67,588	0.54	NRI
9	Reynolds James Grgory	64,488	0.51	FN
10	Purvi Prabhatchandra Jain	40,372	0.32	PUB

I) Dematerialization of shares and liquidity

As of March 31, 2024, 99.46% of the total issued capital of the Company was held in electronic form with National Securities Depository Limited and Central Depository Services (India) Limited. Shares held in physical and electronic mode as on 31 March 2024 are as under: -

Particulars	As on March 31, 2024		As on March 31, 2023		Net Change during 2023-24	
	No. of shares	% to total shareholding	No. of shares	% to total shareholding	No. of shares	% to total shareholding
Physical	67,590	0.54	67,592	0.54	2	-
Demat						
NSDL	99,09,510	78.68	97,41,301	77.34	1,68,209	1.34
CDSL	26,17,872	20.79	27,86,079	22.12	-1,68,207	-1.33
Total	1,25,94,972	100.00	1,25,94,972	100.00	-	-

m) Outstanding GDRs/ADRs/Warrants/Convertible instruments and their impact on the equity shares

The Company had not issued any GDRs/ADRs/Warrants or any convertible instruments, and hence there are no other particulars to be given under this head. None of the underlying equity shares were issued against 15,000,000 number of ADR/GDR previously approved by the Company.

n) Credit Ratings

The Company has not issued any debt instruments or fixed deposit or any proposal involving mobilization of funds, either in India or abroad, hence requirement of taking any rating from such agencies does not apply.

o) Plant/Office Locations

As the Company is engaged in Business Process Outsource (BPO) Industry, it does not have Plant. The Key facilities in India and USA are listed below:

India Office:	Global office:
3rd Floor, Sharda Arcade, Pune Satara Road, Bibwewadi, Pune 411037	8550 W Desert Inn Rd Suite 102452 Las Vegas, NV89117-2119

p) Address for communication

Investors and shareholders can communicate with the share transfer agent or the registered office of the Company at the following address:

Share Transfer Agent	Contact person
Kfin Technologies Limited Unit: HOV Services Limited Selenium Tower B, Plot No. 31-32, Financial District, Nanakramguda, Serilingampally Mandal, Hyderabad 500 032	Mohd. Mohsinuddin, Sr. Manager Tel. No: (040) 6716 2222/1562 Toll free No: 1800 309 4001 Email: mohsin.mohd@kfintech.com Website: www.kfintech.com
Company	Contact person
HOV Services Limited 3rd Floor, Sharda Arcade, Pune Satara Road, Bibwewadi, Maharashtra, Pune 411037	Bhuvanesh Sharma VP – Corporate Affairs & Company Secretary & Compliance Officer Tel: (91 20) 2423 1623 Fax: (91 20) 2422 1460 E-mail: investor.relations@hovsltd.com Website: www.hovsltd.com

Annexure – A to the Director's Report**Details of Employees Stock Options as on March 31, 2024.**

- i) The details of options granted, lapsed and equity shares issued under HOVS ESOP Plan 2007 since inception of the plan are as below:

HOVS ESOP Plan 2007	Employees of the Company	Erstwhile Subsidiary Cos.	Grand Total
Total Approved Options	4,00,000	7,00,000	11,00,000
Options granted	3,37,150	7,00,000	10,37,150
Options lapsed	2,33,200	7,00,000	9,33,200
Equity shares allotted post exercise	1,03,950	-	1,03,950
Balance Options available	2,96,050	7,00,000	9,96,050

- ii) The details of options vested from grants made in different periods under **Plan 2007**:

Details of Options vested from various below grants	Employees of the Company	Employees of the subsidiary Companies	Total
Grant in 2007	-	-	-
Grant in 2008	-	-	-
Grant in 2011	-	-	-
Grant in 2013	-	-	-
Total options vested	-	-	-

During the year ended March 31, 2024 there were no grants made, no options in force and no options exercised.

- iii) Information of grant made to directors and employees under **Plan 2007**: No grants of options were made during the year.
- iv) The details of **HOVS Plan 2007** are given in the table.

	HOVS ESOP Plan 2007
a. Options Granted:	10,37,150
b. The Pricing formula:	Closing price of the stock exchange where there is highest trading volume, prior to the date of the meeting of the Compensation & Remuneration Committee in which options are granted.
c. Options Vested:	0
d. Options Exercised:	0
e. Total number of shares would be arising as a result of exercise of options:	0

f.	Options lapsed:	993,200
g.	Variation of terms of option:	NA
h.	Money realized by exercise of options:	
i.	Total number of options in force:	0
j.	Employee wise details of Options granted to:	
	Senior Management personnel:	Nil
	Employee receiving 5% or more of the total Number of options granted during the year:	Nil
	Employee granted 1% or more of the issued capital:	
k.	Diluted EPS on issue of shares on exercise calculated in accordance with AS 20.	Rs. 2.08 (before exceptional items)

Notes:

- i) During the year ended March 31, 2024 there were no grants made, no options in force and no options exercised.
- ii) Independent directors are not entitled for any grant of options.
- iii) Options issued to employees at an exercise price not less than closing price of the stock exchange where there is highest trading volume, prior to the date of meeting of the Compensation & Remuneration Committee in which options were granted. The options will vest in a phased manner within five years as 10% in each first to four years and balance 60% at the end of fifth year.
- iv) As per ESOP Plan 2007, options granted shall be capable of being exercised within a period of five years from the date of vesting of the respective employee stock options. The un-exercised vested options will lapse upon the expiry of five years from the respective date of their vesting.
- v) As of March 31, 2024 there are no options in force for further exercise.

Annexure- B to the Board's Report**Conservation of Energy, Technology Absorption and Foreign Exchange Earnings and Outgo**

[Section 134 (3) (m) of The Companies Act, 2013 read with Rule 8(3) of the Companies (Accounts) Rules, 2014]

Conservation of Energy:

The Company operations require minimal energy in form of electricity for its activities which primarily requires computers/servers. The Company always strives to ensure optimal utilization of energy and avoid wastage on continuous basis by using efficient software's and hardware's and energy saving LED equipment's.

Technology Absorption:

The Company is constantly adopting modern technologies and upgrades, to serve better its clients, retain its employees and improve their productivity and performance and embark on a technologically efficient process which will enable higher productivity with lower costs.

Research and Development:

The Company has not undertaken any R&D activity in any specific area during the year under review, and hence no cost has been incurred towards the same.

Foreign Exchange Earnings and Outgo:

The majority of earnings of the Company are from the export of services since the Company has no domestic business. The foreign exchange earnings for the year ended on March 31, 2024 is ₹ 1612.36 Lakhs.

Annexure- C to the Director's Report

Disclosure as per Section 197 (12) of the Companies Act, 2013 and Rule no. 5 of the Companies (Appointment and Remuneration of Managerial Personnel) Rules, 2014]

- i) The percentage increase in remuneration of each Director, Chief Financial Officer and Company Secretary, ratio of the remuneration of each Director to the median remuneration of the employees of the Company for the financial year 2023-24 are as under:

Sr. No.	Name of Director/KMP and Designation	% increase in Remuneration	Ratio of remuneration of each Director/ to median remuneration of employees
1	Mr. Parvinder S Chadha	Nil	4.01
2	Mr. Sunil Rajadhyaksha, Whole-time Director	NIL	Nil
3	Mr. Surinder Rametra, Whole-time Director	NIL	Nil
4	Mr. Vikram Negi, Whole-time Director	NIL	Nil
5	Mr. Nilesh Bafna, Chief Financial Officer	30%	Nil
6	Mr. Bhuvanesh Sharma, VP-Corporate Affairs, Company Secretary & Compliance Officer	15%	NIL

- i) The percentage increase in the median remuneration of employees in the financial year was 2%.
- ii) As on March 31, 2024 the total numbers of employees on the rolls of the Company were 405.
- iii) Average percentile increased in the salaries of the employees other than Managerial Personnel was 2% during the year and there was no change in the salary of Managerial Personnel.
- iv) It is affirmed that the remuneration paid is as per the Remuneration Policy for Directors, Key Managerial Personnel and other employees.
- v) Information as per Rule 5(2) of Chapter XIII, Companies (Appointment and Remuneration of Managerial Personnel) Rules, 2014:-

Sr. No.	Name	Designation	Remuneration (CTC) in Lakhs	Qualifications	Experiences in years	Date of joining	Age in years	Last employment held before joining the Company	% equity shares
1	Nilesh Bafna	Chief Financial Officer	₹ 51	B.Com., CA	20+	21-Apr-06	48	Own Practice	0.05
2	Balbirsingh Batra	Vice President	₹ 45	Under Graduate	35+	7-Jan-06	65	Oceans Connect	0.04
3	Bhuvanesh Sharma	Vice President-Corporate Affairs & Company Secretary & Compliance Officer	₹ 43	B.Sc. Maths, MFA, CS, IP	23+	1-Jan-15	52	BancTec TPS India Pvt. Ltd.	0.00
4	Santosh Pawar	Director - IT Systems, Azure	₹ 31	Bachelor Of Arts	19+	8-Aug-03	45	Bay Area Credit Services Pvt. Ltd.	0.00
5	Madhukar Mazire	Director - IT Network, EU NE Support	₹ 26	Bachelor Of Commerce	25+	1-Oct-04	47	Creative Computers	0.00
6	Ganesh Khedekar	Sr. Manager – IT Infra Cloud Compute	₹ 21	BCA	21+	27-Jun-05	49	Creative Computers	0.00
7	Tushar Dahibhate	Sr. Manager - Global Windows Support Team	₹ 21	BCA	20+	26-Nov-07	48	Hi-Tech Solutions Pvt. Ltd.	0.00
8	Sachin Nale	Sr. Manager - IT Network, EU NE Support	₹ 20	B.E. Electronics	23+	11-Jul-05	45	Sakal Papers Limited	0.00
9	Vishal Agarwal	Manager	₹ 19	B.Sc.	16+	24-Dec-07	45	V Customer	0.00
10	Kaiz Shaikh	Sr Manager, Operations	₹ 18	Bachelor of Arts	17+	4-Apr-16	38	Tech Mahindra	0.00
11	Udayan Pitke	Product Lead	₹ 18	PGDBM	18+	25-Nov-10	41	WNS Global Services	0.00

The nature of employment is of employment on payroll of the Company and none of the aforesaid employees is relative of any directors of the Company.

Annexure- D to the Director's Report**Directors' Responsibility Statement**

In compliance with Section 134 (5) of the Companies Act, 2013, your Directors confirmed and state as follows:

- a) That in preparation of Annual Accounts, the applicable accounting standards have been followed along with proper explanation relating to material departures; and
- b) That the directors have selected such accounting policies and applied them consistently and made judgments and estimates that are reasonable and prudent so as to give a true and fair view of the state of affairs of the Company at the end of the financial year March 31, 2024 and of the profit and loss account of the Company for that period; and
- c) That the directors have taken proper and sufficient care of the maintenance of adequate accounting records in accordance with the provisions of this Act for safeguarding the assets of the Company and for preventing and detecting fraud and other irregularities; and
- d) That the directors have prepared the annual accounts on a going concern basis; and
- e) That the directors had laid down internal financial controls to be followed by the Company and that such system were adequate and were operating effectively; and
- f) That the directors had devised proper systems to ensure compliance with the provisions of all applicable laws that such systems were adequate and operating effectively.

Annexure- F to the Director's Report**FORM NO. AOC- 2**

(Pursuant to clause (h) of sub-section (3) of section 134 of the Act and Rule 8(2) of the Companies (Accounts) Rules, 2014)

Form for disclosure of particulars of contracts/arrangements entered into by the company with related parties referred to in sub-section (1) of section 188 of the Companies Act, 2013 including certain arm's length transactions under third proviso thereto

1. Details of contracts or arrangements or transactions not at arm's length basis: Not Applicable

2. Details of material contracts or arrangement or transactions at arm's length basis: -

Name(s) of the related party	SourceHOV LLC	HOVG LLC (dba Bay Area Credit Services LLC)
(a) Nature of relationship:	Part of Exela group Companies*	Part of Exela group Companies*
(b) Nature of contracts/arrangements/transactions	Sale of Services	Sale of Services
(c) Duration of the contracts / arrangements/transactions:	Month on Month ongoing basis	Month on Month ongoing basis
(d) Salient terms of the contracts or arrangements or transactions including the value, if any:	Software and IT enabled services & Data entry / Conversion services	Software and IT enabled services
(e) Date(s) of approval by the Board, if any:	NA (Approved by Audit Committee on February 3, 2024 for FY 2024-25)	NA (Approved by Audit Committee on February 3, 2024 for FY 2024-25)
(f) Amount paid as advances, if any:	Nil	Nil

** An entity of Investee Company*

For and on behalf of the Board of Directors

Parvinder S Chadha
Chairman & Executive Director
(DIN: 00018468)

Annexure- F to the Director's Report

FORM NO. MR-3

SECRETARIAL AUDIT REPORT**FOR THE FINANCIAL YEAR ENDED MARCH 31, 2023*****[Pursuant to section 204(1) of the Companies Act, 2013 and Rule No.9 of the Companies (Appointment and Remuneration of Managerial Personnel) Rules, 2014]***

To,
The Members,
HOV Services Limited
Sharda Arcade, 3rd Floor, Pune-Satara Road,
Bibwewadi, Pune - 411037, Maharashtra, India

I have conducted the secretarial audit of the compliance of applicable statutory provisions and the adherence to good corporate practices by **HOV Services Limited** ('the Company').

Secretarial Audit was conducted for the financial year 2023-24, in a manner that provided me a reasonable basis for evaluating the corporate conducts/statutory compliances of the Company and for expressing my opinion thereon.

Based on my verification of the Company's books, papers, minute books, forms and returns filed and other records maintained by the Company and also the information provided by the Company, its officers, agents and authorized representatives during the conduct of secretarial audit, the explanations and clarifications given to me and representations made by the Management, during the audit period covering the financial year ended on March 31, 2024 ("Audit Period"), complied with the statutory provisions listed hereunder and also that the Company has proper Board-processes and legal compliance mechanism in place to the extent, in the manner and subject to the reporting made hereinafter:

I have examined the books, papers, minute books, forms and returns filed and other records maintained by the Company for the financial year ended on March 31, 2024 according to the provisions of the following list of laws and regulations:

- (i) The Companies Act, 2013 (the Act) and the rules made thereunder;
- (ii) The Securities Contracts (Regulation) Act, 1956 ('SCRA') and the rules made thereunder;
- (iii) The Depositories Act, 1996 and the Regulations and Bye-laws framed thereunder;
- (iv) Foreign Exchange Management Act, 1999 and the rules and regulations made thereunder to the extent of Foreign Direct Investment, Overseas Direct Investment and External Commercial Borrowings;
- (v) The following Regulations and Guidelines prescribed under the Securities and Exchange Board of India Act, 1992 ('SEBI Act'), to the extent applicable:
 - a. Securities and Exchange Board of India (Listing Obligations and Disclosure Requirements) Regulations, 2015;
 - b. Securities and Exchange Board of India (Issue of Capital and Disclosure Requirements) Regulations, 2018; **(Not applicable to the company during the audit Period)**
 - c. Securities and Exchange Board of India (Substantial Acquisition of Shares and Takeovers) Regulations, 2011;
 - d. Securities and Exchange Board of India (Buyback of Securities) Regulations, 2018; **(Not applicable to the company during the audit period)**
 - e. Securities and Exchange Board of India SEBI (Share Based Employee Benefits and Sweat Equity) Regulations 2021; **(Not applicable to the company during the audit period)**

- f. Securities and Exchange Board of India (Issue and Listing of Non-Convertible Securities) Regulations, 2021; **(Not applicable to the company during the audit period)**
 - g. Securities and Exchange Board of India (Prohibition of Insider Trading) Regulations, 2015;
 - h. The Securities and Exchange Board of India (Registrars to an Issue and Share Transfer Agents) Regulations, 1993 regarding the Companies Act and dealing with client
 - i. SEBI (Delisting of Equity Shares) Regulations, 2009; **(Not applicable to the company during the audit period)**
 - j. The Securities and Exchange Board of India (Depositories and Participants) Regulations, 2018
- (vi) Other applicable laws: There are no specific laws applicable to the company as informed by the management.

I have also examined compliance with the applicable clauses of the following:

- (i) Secretarial Standards issued by The Institute of Company Secretaries of India.
- (ii) SEBI (Listing Obligations and Disclosure Requirements) Regulations, 2015.

During the period under review the Company has complied with the provisions of the Act, Rules, Regulations, Guidelines, Standards, etc. mentioned above.

I further report that:

The Board of Directors of the Company is duly constituted with proper balance of Executive Directors, Non-Executive Directors and Independent Directors. The changes in the composition of the Board of Directors that took place during the period under review were carried out in compliance with the provisions of the Act. Adequate notice is given to all directors to schedule the committee and Board Meetings, agenda and detailed notes on agenda are sent in advance, and a system exists for seeking and obtaining further information and clarifications on the agenda items before the meeting and for meaningful participation at the meetings.

Majority decision is carried through while the dissenting members' views are captured and recorded as part of the minutes.

I further report that there are adequate systems and processes in the Company commensurate with the size and operations of the Company to monitor and ensure compliance with applicable laws, rules, regulations and guidelines.

I further report that during the audit period:

1. Mr. Sunil Rajadhyaksha (DIN: 00011683) reappointed as a director in the 35th Annual General Meeting held on July 28, 2023
2. Mr. Harjit Singh Anand (DIN: 01549385) was reappointed as an Independent Director of the company for 2nd term of five years period from September 10, 2023 to September 9, 2028 vide Special Resolution in the 35th Annual General Meeting held on July 28, 2023.

3. The Company in the 35th Annual General Meeting held on July 28, 2023 have taken approval of the shareholders of the Company for the following material related party transactions pursuant to the Regulation 23 of the SEBI (Listing Obligations and Disclosure Requirements) Regulations, 2015 (Listing Regulations) and pursuant to Section 188 the Companies Act, 2013:

1) Contract of services for revenue in ordinary course of business of the Company with Source HOV LLC & HOVG LLC, a related party/ies transactions.

For J. B. Bhavé & Co., Company Secretaries

Jayavant B. Bhavé, Proprietor

FCS: 4266 CP: 3068

UIN: S1999MH025400

PR No. 1238/2021

UDIN: F004266F000419032

Place: Pune

Date: 22/05/2024

ANNEXURE TO THE SECRETARIAL AUDIT REPORT OF HOV SERVICES LIMITED (2023-24)**AUDITORS' RESPONSIBILITY**

My Report of even date is to be read along with this letter.

In accordance with the ICSI Auditing Standards (CSAS1 to CSAS4) I wish to state as under-

- i) Maintenance of secretarial record is the responsibility of the Management of the Company. My responsibility as the Auditor is to express the opinion on the compliance with the applicable laws and maintenance of Records based on Secretarial Audit conducted by me.
- ii) The Secretarial Audit needs to be conducted in accordance with applicable Auditing Standards. These Standards require that the Auditor should comply with statutory and regulatory requirements and plan and perform the audit to obtain reasonable assurance about compliance with applicable laws and maintenance of Records.
- iii) *I am also responsible to perform procedures to identify, assess and respond to the risks of material misstatement or non-compliance arising from the Company's failure appropriately to account for or disclose an event or transaction.* However, due to the inherent limitations of an audit including internal, financial and operating controls, there is an unavoidable risk that some Misstatements or material non-compliances may not be detected, even though the audit was properly planned and performed in accordance with the Standards.

Accordingly, I wish to state as under-

- a) Maintenance of secretarial record is the responsibility of the management of the company. My responsibility is to express an opinion on these secretarial records based on my audit.
- b) I have followed the audit practices and processes as were appropriate to obtain reasonable assurance about the correctness of the contents of the Secretarial records. The verification was done on test basis to ensure that correct facts are reflected in secretarial records. I believe that the processes and practices, I followed provide a reasonable basis for my opinion.
- c) I have not verified the correctness and appropriateness of financial records and Books of Accounts of the company.
- d) Wherever required, I have obtained the Management representation about the compliance of laws, rules and regulations and happening of events etc.
- e) The compliance of the provisions of Corporate and other applicable laws, rules, regulations, standards are the responsibility of management. My examination was limited to the verification of procedures on test basis.
- f) The Secretarial Audit report is neither an assurance as to the future viability of the company nor of the efficacy or effectiveness with which the management has conducted the affairs of the company.

For J. B. Bhavé & Co., Company Secretaries

Jayavant Bhavé, Proprietor

FCS: 4266 CP: 3068

Place: Pune

Date: 22/05/2024

CERTIFICATE OF NON-DISQUALIFICATION OF DIRECTORS

[Pursuant to Regulation 34(3) and Schedule V, Para C, Clause (10)(i) of the Securities and Exchange Board of India (Listing Obligations and Disclosure Requirements) Regulations, 2015]

To,
The Members,
HOV Services Limited
Sharda Arcade, 3rd Floor, Pune-Satara Road,
Bibwewadi, Pune - 411037, Maharashtra, India

I have examined the relevant registers, record, forms, returns and disclosures received from the Directors of **HOV Services Limited** having CIN: L72200PN1989PLC014448 and having Registered Office at Sharda Arcade, 3rd Floor, Pune-Satara Road, Bibwewadi, Pune - 411037, Maharashtra, India ('the Company'), produced before me by the Company for the purpose of issuing this Certificate, in accordance with Regulation 34(3) read with Schedule V, Para-C, Sub-clause 10(i) of the Securities Exchange Board of India (Listing Obligations and Disclosure Requirements) Regulations, 2015.

In my opinion and to the best of my information and according to the verifications {including Directors Identification Number (DIN) status at the portal www.mca.gov.in} as considered necessary and explanations furnished to me by the Company & its Officers, I hereby certify that none of the Directors on the Board of the Company as stated below for the Financial Year ending on 31st March, 2024 have been debarred or disqualified from being appointed or continuing as Directors of Companies by the Securities and Exchange Board of India, Ministry of Corporate Affairs, or any such other Statutory Authority.

Sr.No.	Name of the Director	Designation	DIN	Date of Appointment in the Company
1.	Mr. Parvinder S Chadha	Whole-Time Director	00018468	11/11/2022
2.	Mr. Sunil Rajadhyaksha	Whole-time director	00011683	10/01/1989
3.	Mr. Vikram Negi	Whole-Time Director	01639441	13/02/2017
4.	Mrs. Lakshmi Kumar	Non-Executive - Independent Director	06780272	24/10/2014
5.	Mr. Harjit Singh Anand	Non-Executive - Independent Director	01549385	05/07/2018
6.	Mr. Ajay Puri	Non-Executive - Independent Director	09231339	26/07/2021

Ensuring the eligibility for the appointment/continuity of every Director on the Board is the responsibility of the Management of the Company. My responsibility is to express an opinion on the same based on my verification. This Certificate is specifically being issued in accordance with Regulation 34(3) read with Schedule V, Para-C, Sub-clause 10(i) of the Securities Exchange Board of India (Listing Obligations and Disclosure Requirements) Regulations, 2015 and is neither an assurance as to the future viability of the Company nor of the efficiency or effectiveness with which the Management has conducted the affairs of the Company.

For J. B. Bhawe & Co., Company Secretaries

Jayavant B. Bhawe, Proprietor
FCS: 4266 CP: 3068
UIN: S1999MH025400

PR No.: 1238/2021
UDIN: F004266F000419307
Place: Pune
Date: 22/05/2024

Annexure- G to the Board's Report**POLICY FOR SELECTION AND APPOINTMENT OF DIRECTORS AND THEIR REMUNERATION**

The Nomination and Remuneration Committee ("N&R") has adopted a policy which, inter alia, deals with the manner of selection of director and senior management and their remuneration.

- i) Identify persons who are qualified and have experience to become directors and who may be appointed as senior management personnel.
- ii) In case of appointment of Independent Directors, the N&R Committee shall satisfy itself with regard to the independent nature of a director vis-à-vis the Company so as to enable the Board to discharge its function and duties effectively.
- iii) The N&R Committee shall ensure that the candidate identified for appointment as a director is not disqualified for appointment under Section 164 of the Companies Act, 2013.
- iv) The N&R Committee shall consider the following attributes/ criteria, whilst recommending to the Board the candidature for appointment as director:-
 - a. Qualification, expertise and experience of the directors in their respective fields;
 - b. Personal, Professional or business standing; and
 - c. Diversity of the Board structure.
- v) In case of re-appointment of any directors, the Board shall take into consideration the performance evaluation of the Director and his engagement level.

Remuneration-

- i. The non-executive directors shall be entitled to receive remuneration by way of sitting fees as may be approved by the Board of Directors within the overall limits prescribed under the Companies Act, 2013 and entitle to get reimbursement of expenses for attending and participation in the Board / Committee meetings.
- ii. A non-executive director will be entitled to receive commission as may be approved by the Board on the recommendation of the N&R Committee subject to compliance of the Companies Act, 2013.
- iii. The independent directors of the Company shall not be entitled to participate in the Stock Option Scheme of the Company.
- iv. The executive directors at the time of appointment and re-appointment shall be paid such remuneration within the overall limits prescribed under the Companies Act, 2013.
- v. In determining the remuneration of the key managerial personnel the N&R Committee shall ensure/ consider the following:
 - a. the relationship of remuneration and performance benchmark is clear;
 - b. the balance between fixed and incentive pay reflecting short and long term performance objectives, appropriate to the working of the Company and its goals;
 - c. the remuneration is divided into two components viz. fixed component comprising salaries, perquisites and retirement benefits and a variable component comprising performance bonus;
 - d. the remuneration including annual increment and performance bonus is decided based on the criticality of the roles and responsibilities, the Company's performance vis-à-vis the annual budget achievement, industry benchmark and current compensation trends in the market.

INDEPENDENT AUDITOR'S REPORT

To The Members of HOV Services Limited

Report on the Audit of Consolidated Financial Statements

Opinion

We have audited the accompanying consolidated financial statements of **HOV Services Limited** ("the Holding Company") and its subsidiaries (collectively referred to as 'the Group') which comprises of Consolidated Balance Sheet as at March 31, 2024, the Consolidated Statement of Profit and Loss, Other Comprehensive Income, the Consolidated Statement of Changes in Equity and the Consolidated Statement of Cash Flow for the year then ended (Refer "Other Matters" section below), and notes to the consolidated financial statements, including a summary of material accounting policies and other explanatory information (hereinafter referred to as "the consolidated financial statements").

In our opinion and to the best of our information and according to the explanations given to us, the aforesaid consolidated financial statements give the information required by the Companies Act, 2013 (the Act) in the manner so required and give a true and fair view in conformity with the Indian Accounting Standards prescribed under Section 133 of the Act read with Companies (Indian Accounting Standards) Rules, 2015, as amended, ("Ind AS") and other accounting principles generally accepted in India, of the state of affairs of the Group as at March 31, 2024, its consolidated profit, other comprehensive income/(loss), consolidated changes in equity and its consolidated cash flows for the year ended on that date.

Basis for Opinion

We conducted our audit in accordance with the Standards on Auditing (SAs) specified under section 143(10) of the Act. Our responsibilities under those Standards are further described in the *Auditor's Responsibilities for the Audit of the Consolidated Financial Statements* section of our report. We are independent of the Group in accordance with the Code of Ethics issued by the Institute of Chartered Accountants of India (ICAI) together with the ethical requirements that are relevant to our audit of the consolidated financial statements under the provisions of the Act and the Rules made thereunder, and we have fulfilled our other ethical responsibilities in accordance with these requirements and the Code of Ethics.

We believe that the audit evidence we have obtained is sufficient and appropriate to provide a basis for our audit opinion on the consolidated financial statements.

Key Audit Matters

Key audit matters are those matters that, in our professional judgment, were of most significance in our audit of the consolidated financial statements of the current year. These matters were addressed in the context of our audit of the consolidated financial statements as a whole, and in forming our opinion thereon, and we do not provide a separate opinion on these matters.

We have determined that there are no key audit matters to communicate in our report.

Information Other than the Consolidated Financial Statements and Auditor's report thereon

The Holding Company's Board of Directors is responsible for the preparation of other information. The Other information comprises the information included in the Management Discussion and Analysis, Board's Report including Annexures to the Board report, Corporate Governance report and Shareholder's information, but does not include the consolidated financial statement and our auditor's report thereon.

Our opinion on the consolidated financial statements does not cover the other information and we do not express any form of assurance conclusion thereon.

In connection with our audit of the consolidated financial statements, our responsibility is to read the other information and, in doing so, consider whether the other information is materially inconsistent with the consolidated financial statements, or our knowledge obtained during the course of our audit or otherwise appears to be materially misstated.

If, based on the work we have performed, we conclude that there is a material misstatement of this other information; we are required to report that fact. We have nothing to report in this regard.

Responsibilities of Management and those charged with Governance for the Consolidated Financial Statements

The Holding Company's Board of Directors is responsible for the matters stated in Section 134(5) of the Act with respect to the preparation of these consolidated financial statements that give a true and fair view of the consolidated financial position, consolidated financial performance (including consolidated other comprehensive income), consolidated changes in equity and consolidated cash flows of the Group in accordance with the accounting principles generally accepted in India, including the accounting Standards specified under Section 133 of the Act, read with Rule 7 of the Companies (Account) Rules, 2014.

This responsibility also includes maintenance of adequate accounting records in accordance with the provisions of the Act for safeguarding of the assets of the Group and for preventing and detecting frauds and other irregularities; selection and application of appropriate accounting policies; making judgments and estimates that are reasonable and prudent; and design, implementation and maintenance of adequate internal financial controls, that were operating effectively for ensuring the accuracy and completeness of the accounting records, relevant to the preparation and presentation of the consolidated financial statements that give a true and fair view and are free from material misstatement, whether due to fraud or error.

In preparing the consolidated financial statements, the respective Board of Directors of the Companies included in the Group are responsible for assessing the Group's ability to continue as a going concern, disclosing, as applicable, matters related to going concern and using the going concern basis of accounting unless management either intends to liquidate the Group or to cease operations, or has no realistic alternative but to do so.

The respective Board of Directors of the Companies included in the Group are also responsible for overseeing the reporting process of the Group.

Auditor's Responsibilities for the Audit of the Consolidated Financial Statements

Our objectives are to obtain reasonable assurance about whether the consolidated financial statements are free from material misstatement, whether due to fraud or error, and to issue an auditor's report that includes our opinion. Reasonable assurance is a high level of assurance but is not a guarantee that an audit conducted in accordance with SAs will always detect a material misstatement when it exists.

Misstatements can arise from fraud or error and are considered material if, individually or in the aggregate, they could reasonably be expected to influence the economic decisions of users taken on the basis of these consolidated financial statements.

As part of an audit in accordance with SAs, we exercise professional judgment and maintain professional skepticism throughout the audit. We also:

- Identify and assess the risks of material misstatement of the consolidated financial statements, whether due to fraud or error, design and perform audit procedures responsive to those risks, and obtain audit evidence that is sufficient and appropriate to provide a basis for our opinion. The risk of not detecting a material misstatement resulting from

fraud is higher than for one resulting from error, as fraud may involve collusion, forgery, intentional omissions, misrepresentations, or the override of internal control.

- Obtain an understanding of internal control relevant to the audit in order to design audit procedures that are appropriate in the circumstances. Under Section 143(3)(i) of the Act, we are also responsible for expressing our opinion on whether the Group has adequate internal financial control system in place and the operating effectiveness of such controls.
- Evaluate the appropriateness of accounting policies used and the reasonableness of accounting estimates and related disclosures made by the management.
- Conclude on the appropriateness of Management's use of the going concern basis of accounting and, based on the audit evidence obtained, whether a material uncertainty exists related to events or conditions that may cast significant doubt on the entity's ability to continue as a going concern. If we conclude that a material uncertainty exists, we are required to draw attention in our auditor's report to the related disclosures in the consolidated financial statements or, if such disclosures are inadequate, to modify our opinion. Our conclusions are based on the audit evidence obtained up to the date of our auditor's report. However, future events or conditions may cause the entity to cease to continue as a going concern.
- Evaluate the overall presentation, structure and content of the consolidated financial statements, including the disclosures, and whether the consolidated financial statements represent the underlying transactions and events in a manner that achieves fair presentation.

Materiality is the magnitude of misstatements in the consolidated financial statements that individually or in aggregate makes it probable that the economic decisions of a reasonably knowledgeable user of the consolidated financial statements may be influenced. We consider quantitative materiality and qualitative factors in (i) planning the scope of our audit work and in evaluating the results of our work and (ii) to evaluate the effect of any identified misstatements in the consolidated financial statements.

We communicate with those charged with governance regarding, among other matters, the planned scope and timing of the audit and significant audit findings, including any significant deficiencies in internal control that we identify during our audit.

We also provide those charged with governance with a statement that we have complied with relevant ethical requirements regarding independence, and to communicate with them all relationships and other matters that may reasonably be thought to bear on our independence, and where applicable, related safeguards.

From the matters communicated with those charged with governance, we determine those matters that were of most significance in the audit of the consolidated financial statements of the current period and are therefore the key audit matters. We describe these matters in our auditor's report unless law or regulation precludes public disclosure about the matter or when, in extremely rare circumstances, we determine that a matter should not be communicated in our report because the adverse consequences of doing so would reasonably be expected to outweigh the public interest benefits of such communication.

Other Matter:

We did not audit the financial statements of two subsidiaries, whose financial statements reflect total assets of Rs 372 thousands as at March 31, 2024 and total income of Rs. Nil thousands and net profit/(loss) after other comprehensive income of Rs. 377 thousands for the year ended March 31, 2024, disclosed as discontinued operations – Refer note 30 of the Consolidated Financial Statements. These financial statements / financial information of subsidiaries have not been audited by us. These financial statements / financial information have been audited by other auditor whose reports have

been furnished to us by the Management and our opinion on the consolidated financial statements, in so far as it relates to the amounts and disclosures included in respect of these subsidiaries, and our report in terms of sub-sections (3) and (11) of Section 143 of the Act, in so far as it relates to the aforesaid subsidiaries, is based solely on the reports of the other auditor.

Our opinion on the consolidated financial statements is not modified in respect of the above matter with respect to reliance on the work done and the reports of the other auditor.

Report on Other Legal and Regulatory Requirements

As required by Section 143(3) of the Act, we report that:

- (a) We have sought and obtained all the information and explanations which to the best of our knowledge and belief were necessary for the purposes of our audit.
- (b) In our opinion, the Group has kept proper books of account as required by law so far as it appears from our examination of those books and records except for the matters stated in the paragraph-h (vii) below on reporting under Rule 11(g).
- (c) The Consolidated Balance sheet, the Consolidated Statement of Profit & Loss, Consolidated Other Comprehensive Income, Consolidated Statement of Changes in Equity and the Consolidated Cash Flow Statement dealt with by this Report are in agreement with the books of account.
- (d) In our opinion, the aforesaid consolidated financial statements comply with the Accounting Standards specified under Section 133 of the Act, read with Rule 7 of the Companies (Account) Rules, 2014.
- (e) On the basis of the written representations received from the directors of the Holding Company and its subsidiary incorporated in India as on March 31, 2024 taken on record by the Board of Directors of the Holding Company and its subsidiary incorporated in India, none of the directors of the Holding Company and its subsidiary incorporated in India is disqualified as on March 31, 2024 from being appointed as a director in terms of Section 164 (2) of the Act.
- (f) With respect to the adequacy of the internal financial controls over financial reporting of the Group and the operating effectiveness of such controls, refer to our separate Report in Annexure "A".
- (g) In our opinion and to the best of our information and according to the explanations given to us, during the year, managerial remuneration paid/provided for by the holding Company is in accordance with the provisions of Section 197 of the Act.
- (h) With respect to the matters to be included in the Auditor's report in accordance with the rule 11 of the Companies (Audit and Auditors) Rules, 2014, in our opinion and to the best of our information and according to the explanations given to us:
 - i. The Group does not have any pending litigations which would impact its financial position in the consolidated financial statements. (Refer Note 38)
 - ii. The Group did not have any long-term contracts including derivative contracts for which there were any material foreseeable losses.
 - iii. There are no amount which is required to be transferred to the Investor Education and Protection Fund by the Group.
 - iv. (a)The respective Managements of the Holding Company and its subsidiary incorporated in India, whose financial statements have been audited under the Act, has represented to us that, to the best of their knowledge and belief, other than as disclosed in the consolidated financial statements, no funds have been advanced or loaned or invested (either from borrowed funds or share premium or any other sources or kind of funds) by the Holding Company or by any of the such subsidiary to or in any other person or entity, including foreign entities ("Intermediaries"), with the understanding, whether recorded in writing or otherwise, that the Intermediary shall,

whether, directly or indirectly lend or invest in other persons or entities identified in any manner whatsoever by or on behalf of the Holding Company or any of such subsidiary (“Ultimate Beneficiaries”) or provide any guarantee, security or the like on behalf of the Ultimate Beneficiaries. [Refer Note 47(f)]

- (b) The respective Managements of the Holding Company and its subsidiary incorporated in India whose financial statements have been audited under the Act, has represented that to the best of their knowledge and belief, other than as disclosed in the consolidated financial statements, no funds have been received by the Holding Company and by any of the such subsidiary from any person or entity, including foreign entities (“Funding Parties”), with the understanding, whether recorded in writing or otherwise, that the Holding Company or any of such subsidiary shall, whether, directly or indirectly, lend or invest in other persons or entities identified in any manner whatsoever by or on behalf of the Funding Party (“Ultimate Beneficiaries”) or provide any guarantee, security or the like on behalf of the Ultimate Beneficiaries; [Refer Note 47(g)]
- (c) Based on such audit procedures that have been considered reasonable and appropriate in the circumstances performed by us on the Holding Company and its subsidiary incorporated in India whose financial statements have been audited under the Act, nothing has come to the notice that has caused to believe that the representations under sub-clause (a) and (b) above contain any material misstatement.
- v. The Holding Company has not declared or paid dividend during the financial year 2023-24 and hence reporting under Rule 11 (f) of Companies (Audit and Auditors) Rules, 2014 is not applicable.
- vi. According to the information and explanations given to us and based on the Companies (Auditor's Report) Order, 2020 (“CARO”) issued of holding company and one of the Indian subsidiary included in the consolidated financial statements to which reporting under CARO is applicable, we report that there are no qualifications or adverse remarks in the respective CARO reports of Holding Company and such Indian subsidiary.
- vii. Based on our examination which included test checks, the Holding Company and one of the Indian subsidiary included in the consolidated financial statements has used accounting software for maintaining its books of account which has a feature of recording audit trail (edit log) facility and the same has operated throughout the year for all relevant transactions recorded in the software except that, audit trail feature is not enabled for direct changes to data in the underlying database and in the application when using certain privileged access rights. Further, during the course of our audit we did not come across any instance of audit trail feature being tampered with in respect of the accounting software.

As proviso to Rule 3(1) of the Companies (Accounts) Rules, 2014 is applicable from April 1, 2023, reporting under Rule 11(g) of the Companies (Audit and Auditors) Rules, 2014 on preservation of audit trail as per the statutory requirements for record retention is not applicable for the financial year ended March 31, 2024.

For **Lodha & Co LLP**

Firm Registration No. – 301051E/E300284

Chartered Accountants

R.P. Baradiya

Partner

Membership No. **044101**

UDIN: **24044101BKCLSG3399**

Place: Mumbai

Date : May 28,2024

Annexure “A” referred to in “Report on Other Legal and Regulatory Requirements” section of our report to the Members of HOV Services Limited for the year ended March 31, 2024:

Report on the Internal Financial Controls under Clause (i) of Sub-section 3 of Section 143 of the Companies Act, 2013 (“the Act”)

In conjunction with our audit of the Consolidated Financial Statements of the Group for the year ended March 31, 2024, we have audited the internal financial controls over financial reporting of **HOV Services Limited (“the Holding Company”)** and its subsidiary incorporated in India (collectively referred to as 'the Group').

Management's Responsibility for Internal Financial Controls

The respective Board of Directors of the Holding Company and its subsidiary incorporated in India are responsible for establishing and maintaining internal financial controls based on the internal control over financial reporting criteria established by the Holding Company and its subsidiary incorporated in India considering the essential components of internal control stated in the Guidance Note on Audit of Internal Financial Controls Over Financial Reporting issued by the Institute of Chartered Accountants of India (ICAI). These responsibilities include the design, implementation and maintenance of adequate internal financial controls that were operating effectively for ensuring the orderly and efficient conduct of its business, including adherence to Group's policies, the safeguarding of its assets, the prevention and detection of frauds and errors, the accuracy and completeness of the accounting records, and the timely preparation of reliable financial information, as required under the Act.

Auditors' Responsibility

Our responsibility is to express an opinion on the Group's internal financial controls over financial reporting based on our audit. We conducted our audit in accordance with the Guidance Note on Audit of Internal Financial Controls Over Financial Reporting (the “Guidance Note”) and the Standards on Auditing, issued by ICAI and deemed to be prescribed under Section 143(10) of the Act, to the extent applicable to an audit of internal financial controls, both applicable to an audit of Internal Financial Controls and, both issued by the ICAI. Those Standards and the Guidance Note require that we comply with ethical requirements and plan and perform the audit to obtain reasonable assurance about whether adequate internal financial controls over financial reporting was established and maintained and if such controls operated effectively in all material respects.

Our audit involves performing procedures to obtain audit evidence about the adequacy of the internal financial controls system over financial reporting and their operating effectiveness. Our audit of internal financial controls over financial reporting includes obtaining an understanding of internal financial controls over financial reporting, assessing the risk that a material weakness exists, and testing and evaluating the design and operating effectiveness of internal control based on the assessed risk. The procedures selected depend on the auditor's judgment, including the assessment of the risks of material misstatement of the financial statements, whether due to fraud or error. We believe that the audit evidence we have obtained is sufficient and appropriate to provide a basis for our audit opinion on the Group's internal financial controls system over financial reporting.

Meaning of Internal Financial Controls Over Financial Reporting

A Group's internal financial control over financial reporting is a process designed to provide reasonable assurance regarding the reliability of financial reporting and the preparation of financial statements for external purposes in accordance with generally accepted accounting principles. A Group's internal financial control over financial reporting includes those policies and procedures that (1) pertain to the maintenance of records that, in reasonable detail, accurately and fairly reflect the transactions and dispositions of the assets of the Group; (2) provide reasonable assurance that

transactions are recorded as necessary to permit preparation of financial statements in accordance with generally accepted accounting principles, and that receipts and expenditures of the Group are being made only in accordance with authorizations of management and directors of the Group; (3) provide reasonable assurance regarding prevention or timely detection of unauthorised acquisition, use, or disposition of the Group's assets that could have a material effect on the consolidated financial statements and (4) also provide us reasonable assurance by the internal auditors through their internal audit reports given to the Group from time to time.

Inherent Limitations of Internal Financial Controls over Financial Reporting

Because of the inherent limitations of internal financial controls over financial reporting, including the possibility of collusion or improper management override of controls, material misstatements due to error or fraud may occur and not be detected. Also, projections of any evaluation of the internal financial controls over financial reporting to future periods are subject to the risk that the internal financial control over financial reporting may become inadequate because of changes in conditions, or that the degree of compliance with the policies or procedures may deteriorate.

Opinion

In our opinion, the Group has broadly, in all material respects, an adequate internal financial controls system over financial reporting and such internal financial controls over financial reporting were operating effectively as at March 31, 2024, based on the internal control over financial reporting criteria established by the Group considering the essential components of internal control stated in the Guidance Note on Audit of Internal Financial Controls Over Financial Reporting issued by the ICAI.

For **Lodha & Co LLP**

Firm Registration No. – 301051E/E300284

Chartered Accountants

R.P. Baradiya

Partner

Membership No. **044101**

UDIN: **24044101BKCLSG3399**

Place: Mumbai

Date : May 28,2024

Consolidated Balance Sheet As At March 31, 2024

(All amounts in INR Thousands, unless otherwise stated)

Particulars	Note No	As At March 31, 2024	As At March 31, 2023
Assets			
Non-current assets			
Property, plant and equipment	2	4,282	6,465
Investment property	3	81,989	83,871
Intangible assets	4	-	-
Right to Use - Assets	5	9,426	13,551
Financial assets			
Investments	6	48,102	69,979
Other financial assets	7	9,011	39,261
Income tax assets	8	42	93
Deferred tax assets	9	2,794	6,636
Other non-current assets	10	3,105	427
Current assets			
Financial assets			
Trade receivables	11	82,782	60,973
Cash & cash equivalents	12	43,924	48,525
Other bank balances	13	66,178	40,535
Other financial assets	14	4,379	3,858
Other current assets	15	868	2,488
Total assets		3,56,882	3,76,662
Equity and liabilities			
Equity			
Equity share capital	16	1,25,950	1,25,950
Other equity		1,02,472	99,947
Liabilities			
Non-current liabilities			
Financial liabilities			
Lease liabilities	17	7,025	10,476
Current liabilities			
Financial liabilities			
Lease liabilities	18	3,451	3,716
Trade payables	19		
Total outstanding dues of micro enterprise and small enterprises		1,296	998
Total outstanding dues of creditors other than micro enterprises and small enterprises		7,204	8,385
Other financial liabilities	20	99,355	1,18,568
Other current liabilities	21	2,811	1,515
Provisions	22	5,375	4,327
Current tax liabilities	23	1,943	2,780
Total equity and liabilities		3,56,882	3,76,662
Material accounting policies	1		
The accompanying notes 2 to 48 are an integral part of the consolidated financial statements			

As per our report of even date

For Lodha & Co LLP

Firm Registration No. 301051E/E300284

Chartered Accountants

R. P. Baradiya

Partner

Place : Mumbai

Date : May 28, 2024

For and on behalf of the Board

Parvinder S Chadha

Chairman & Executive Director

(DIN: 00018468)

Place : Pune

Date : May 28, 2024

Bhuvanesh Sharma

VP-Corporate Affairs

& Company Secretary

Place : Pune

Date : May 28, 2024

Sunil Rajadhyaksha

Executive Director

(DIN:00011683)

Place : Pune

Date : May 28, 2024

Nilesh Bafna

Chief Financial Officer

Place : Pune

Date : May 28, 2024

Consolidated Statement of Profit and Loss For The Year Ended March 31, 2024

(All amounts in INR Thousands, unless otherwise stated)

Particulars	Note No	For The Year Ended March 31, 2024	For The Year Ended March 31, 2023
Income			
Revenue from operations	24	1,61,236	1,20,551
Other income	25	17,239	38,141
Total Income		1,78,475	1,58,692
Expenditure			
Employee benefits expense	26	1,19,345	81,590
Finance Cost	27	1,287	1,595
Depreciation and amortisation expenses	2,4,5	6,308	6,048
Other expenses	28	14,972	14,948
Total Expenditure		1,41,912	1,04,181
Profit/(loss) before tax		36,563	54,511
Tax expense	29		
Current tax		(9,879)	(9,980)
Deferred tax		(199)	301
Profit/(loss) for the year from continuing operations		26,485	44,832
Discontinued Operations	30		
Profit/(Loss) before tax for the year from discontinued operations		377	862
Tax expense of discontinued operations		-	(1)
Profit/(loss) from Discontinued operations (after tax)		377	861
Profit/(loss) for the year		26,862	45,693
Other comprehensive income (OCI)			
Items that will not be reclassified to profit or loss			
Gain/(Loss) on Remeasurement of net defined benefit plans		(1,550)	(432)
Changes in fair value of FVOCI equity instruments		(22,861)	(126,248)
Tax impact on above		430	120
Total other comprehensive income		(23,981)	(126,560)
Total comprehensive income		2,881	(80,867)
Basic & diluted Earnings Per Share (Face value of Rs. 10 each) :	37		
Continuing Operations		2.10	3.56
Discontinued Operations		0.03	0.07
Continuing and Discontinued Operations		2.13	3.63
Material accounting policies	1		
The accompanying notes 2 to 48 are an integral part of the consolidated financial statements			

As per our report of even date

For Lodha & Co LLP

Firm Registration No. 301051E/E300284
Chartered Accountants

R. P. Baradiya
Partner

Place : Mumbai
Date : May 28, 2024

For and on behalf of the Board

Parvinder S Chadha
Chairman & Executive Director
(DIN: 00018468)
Place : Pune
Date : May 28, 2024

Bhuvanesh Sharma
VP-Corporate Affairs
& Company Secretary
Place : Pune
Date : May 28, 2024

Sunil Rajadhyaksha
Executive Director
(DIN:00011683)
Place : Pune
Date : May 28, 2024

Nilesh Bafna
Chief Financial Officer
Place : Pune
Date : May 28, 2024

Consolidated Statement of Changes in Equity For The Year Ended March 31, 2024

(All amounts in INR Thousands, unless otherwise stated)

EQUITY SHARE CAPITAL :				
Particulars	Opening Balance	Changes in equity share capital due to prior period errors	Restated balance	Closing Balance
Balance as at March 31, 2023	125,950	-	125,950	125,950
Balance as at March 31, 2024	125,950	-	125,950	125,950

OTHER EQUITY :

Particulars	Reserve and Surplus				Other Comprehensive Income			Total
	Securities Premium - on issue of equity shares	Capital Redemption Reserve - created on Buyback of equity shares	General Reserve- transferred from retained earnings	Retained earnings	Foreign Exchange Translation Reserve - arising on translation of foreign operations	Remeasurements of net defined benefit plans	Equity Instruments	
Balance as at March 31, 2022	626,281	630	19,541	95,218	7,276	440	(5,75,827)	1,73,560
Profit/(Loss) for the year	-	-	-	45,693	-	-	-	45,693
Less: Variation in foreign exchange	-	-	-	-	56,693	-	(49,440)	7,253
Add: Impact of actuarial Gain/(Loss)	-	-	-	-	-	(312)	-	(312)
Add: Changes in fair value of FVOCI equity instruments (Refer note 6.1)	-	-	-	-	-	-	(1,26,248)	(1,26,248)
Balance as at March 31, 2023	626,281	630	19,541	1,40,911	63,969	129	(7,51,515)	99,947
Balance as at March 31, 2023	626,281	630	19,541	1,40,911	63,969	129	(7,51,515)	99,947
Profit/(Loss) for the year	-	-	-	26,862	-	-	-	26,862
Add/(Less): Variation in foreign exchange	-	-	-	-	10,220	-	(10,576)	(356)
Add: Impact of actuarial Gain/(Loss)	-	-	-	-	-	(1,120)	-	(1,120)
Add: Changes in fair value of FVOCI equity instruments (Refer note 6.1)	-	-	-	-	-	-	(22,861)	(22,861)
Balance as at March 31, 2024	626,281	630	19,541	1,67,773	74,189	(991)	(7,84,952)	1,02,472
Material accounting policies: Note no 1								
The accompanying notes 2 to 48 are an integral part of the consolidated financial statements								

As per our report of even date

For Lodha & Co LLP

Firm Registration No. 301051E/E300284
Chartered Accountants

Parvinder S Chadha
Chairman & Executive Director
(DIN: 00018468)
Place : Pune
Date : May 28, 2024

Sunil Rajadhyaksha
Executive Director
(DIN: 00011683)
Place : Pune
Date : May 28, 2024

R. P. Baradiya
Partner

Place : Mumbai
Date : May 28, 2024

Bhuvanesh Sharma
VP-Corporate Affairs & Company Secretary
Place : Pune
Date : May 28, 2024

Nilesh Bafna
Chief Financial Officer
Place : Pune
Date : May 28, 2024

For and on behalf of the Board

Consolidated Cash Flow Statement For The Year Ended March 31, 2024

(All amounts in INR Thousands, unless otherwise stated)

Particulars	For The Year Ended March 31, 2024	For The Year Ended March 31, 2023
A Cash flow from Operating Activities:		
Net profit/(loss) before tax & before exceptional items	36,940	55,373
Add: Net profit/(loss) before tax from discontinued operations	(377)	(862)
Net profit/(loss) before tax & exceptional items from continuing operations	36,563	54,511
Add: Adjustments for :		
Depreciation & amortisation	8,190	7,930
Profit on Sale of Property, plant and equipment	(25)	-
Dividend Income	-	(18,697)
Interest income	(6,474)	(3,422)
Rent income (net)	(9,637)	(9,248)
Finance cost	1,287	1,749
Provisions no longer required written back	(122)	(1,873)
Foreign exchange (gain)/loss, net	(982)	(3,991)
Operating profit before working capital changes	28,800	26,959
Adjustments for changes in working capital :		
(Increase)/decrease in trade receivable	(20,828)	(4,091)
(Increase)/decrease in other receivables	6,013	(211)
Increase/(decrease) in trade and other payable	(20,850)	5,537
Cash generated from operations	(6,865)	28,194
Taxes paid (including TDS) (net of refund)	(6,642)	(6,253)
Net cash from/(used in) operating activities - A	(13,507)	21,941
B Cash flow from investing activities:		
Purchase of property, plant and equipment	-	(6,546)
Proceeds from sale of Property, plant & equipment	25	-
Dividend Income	-	18,697
Rent income received (net)	9,637	9,248
Interest income	6,474	3,422
Net cash from/(used in) investing activities - B	16,136	24,821
C Cash flow from financing activities:		
Finance cost	-	(154)
Payment of lease liabilities	(5,003)	(5,857)
Proceeds/(repayments) of borrowings- net	-	(6,898)
Net cash from/(used in) financing activities - C	(5,003)	(12,909)
Net increase/(decrease) in cash and cash equivalents from continuing operations (A+B+C)	(2,374)	33,853
Net increase/(decrease) in cash and cash equivalents from discontinued operations	(2,518)	1,209
Effect of exchange rate changes on cash and cash equivalents	291	82
Opening cash and cash equivalents	48,525	13,381
Closing cash and cash equivalents at the end of the year	43,924	48,525
- from continuing operations	43,594	45,677
- from discontinuing operations	330	2,848
Cash Flow from financing activities		
Long Term borrowings	March 31, 2024	March 31, 2023
Opening Balance	-	6,898
Loan taken / (repaid)	-	(6,898)
Closing Balance	-	-
Material accounting policies: Note no 1		
The accompanying notes 2 to 48 are an Integral part of the consolidated financial statements		

As per our report of even date

For Lodha & Co LLP

Firm Registration No. 301051E/E300284
Chartered Accountants

R. P. Baradiya

Partner
Place : Mumbai
Date : May 28, 2024

For and on behalf of the Board

Parvinder S Chadha

Chairman & Executive Director
(DIN: 00018468)
Place : Pune
Date : May 28, 2024

Bhuvanesh Sharma

VP-Corporate Affairs & Company Secretary
Place : Pune
Date : May 28, 2024

Sunil Rajadhyaksha

Executive Director
(DIN:00011683)
Place : Pune
Date : May 28, 2024

Nilesh Bafna

Chief Financial Officer
Place : Pune
Date : May 28, 2024

NOTES FORMING PART OF CONSOLIDATED FINANCIAL STATEMENTS FOR THE YEAR ENDED MARCH 31, 2024**Group Overview:**

HOV Services Limited (“Holding Company”) and its subsidiaries collectively referred to as “the Group” is headquartered in Pune, India and operate as a hybrid between various investment portfolios and a diversified services including data entry services, software development, support services. The Holding Company organizes its portfolio companies by industry /by sector with forward-looking goals based on the ultimate benefit to the target customer base and to the Group. Environment business of the Group has been discontinued (Refer note 30). The Consolidated financial statements are approved for issue by the Holding Company's Board of Directors on May 28, 2024

The Consolidated Financial Statements relate to HOV Services Limited, (Holding Company) and its subsidiaries and step down subsidiaries. The name, country of incorporation and proportion of ownership interest are as under:

Name	Country of incorporation	Percentage of ownership Interest	
		As at March 31, 2024	As at March 31, 2023
Subsidiaries :			
HOVS Holdings Limited	Hong Kong	100	100
HOVS, LLC	USA	100	100
HOV Environment LLC (Subsidiary of HOVS LLC)	USA	61.10	61.10
HOV Environment Solutions Private Limited (Wholly owned Subsidiary of HOV Environment LLC)	India	61.10	61.10

1. MATERIAL ACCOUNTING POLICIES**1.1 BASIS OF ACCOUNTING**

These financial statements have been prepared in accordance with the Indian Accounting Standards (hereinafter referred to as the 'Ind AS') as notified under the Companies (Indian Accounting standards) Rules, 2015 and Companies (Indian Accounting Standards) Amendments Rules 2016 prescribed under section 133 of the Companies Act, 2013 read with rule 7 of the Companies (Accounts) Rules, 2014.

The financial statements are prepared and presented on accrual basis and under the historical cost convention, except for the following material items that have been measured at fair value as required by the relevant Ind AS:

- Certain financial assets and liabilities are measured at Fair value (refer accounting policy on financial instruments - Refer note 1.8 below
- Defined Benefit and other Long term Employee Benefits - Refer note 1.9 below

1.2 USE OF ESTIMATES AND JUDGEMENTS

The preparation of the financial statements requires that the Management to make estimates and assumptions that affect the reported amounts of assets and liabilities, disclosure of contingent liabilities as at the date of the financial statements and the reported amounts of revenue and expenses during the reporting period. The recognition, measurement, classification or disclosure of an item or information in the financial statements is made relying on these estimates.

The estimates and judgements used in the preparation of the financial statements are continuously evaluated and are based on historical experience and various other assumptions and factors (including expectations of future events) that the Group believes to be reasonable under the existing circumstances. Actual results could differ from those estimates. Any revision to accounting estimates is recognised prospectively in current and future periods.

All the assets and liabilities have been classified as current or non-current as per the Group's normal operating cycle of twelve months and other criteria set out in Schedule III to the Companies Act, 2013. Based on the nature of services and their realisation in cash and cash equivalents, the Group has ascertained its operating cycle as 12 months for the purpose of current non-current classification of assets and liabilities.

1.3 BASIS OF PREPARATION OF CONSOLIDATION FINANCIAL STATEMENTS

The consolidated financial statements comprise the financial statements of the Holding Company and its subsidiaries. The Holding Company prepares and reports its consolidated financial statements in INR.

Subsidiaries:

Subsidiaries are all entities over which the group has control. Control is achieved when the Group is exposed, or has rights, to variable returns from its involvement with the investee and has the ability to affect those returns through its power over the investee.

Specifically, the Group controls an investee if and only if the Group has:

Power over the investee (i.e. existing rights that give it the current ability to direct the relevant activities of the investee)

Exposure, or rights, to variable returns from its involvement with the investee, and

The ability to use its power over the investee to affect its returns

The group re-assesses whether or not it controls an investee if facts and circumstances indicate that there are changes to one or more of the three elements of controls. Consolidation of a subsidiary begins when the group obtains control over the subsidiary and ceases when the group loses control of the subsidiary.

Consolidation procedure:

Subsidiary:

- a) Combine, on line by line basis like items of assets, liabilities, equity, income, expenses and cash flows of the Holding Company with those of its subsidiaries. For this purpose, income and expenses of the subsidiary are based on the amounts of the assets and liabilities recognised in the consolidated financial statements at the acquisition date.
- b) Offset (eliminate) the carrying amount of the Holding Company's investment in each subsidiary and the Holding Company's portion of equity of each subsidiary. Business combinations policy explains how to account for any related goodwill.
- c) Eliminate in full intragroup assets and liabilities, equity, income, expenses and cash flows relating to transactions between entities of the group (profits or losses resulting from intragroup transactions that are recognised in assets, such as inventory and property, plant and equipment, are eliminated in full). Intragroup losses may indicate an impairment that requires recognition in the consolidated financial statements. Ind AS12 Income Taxes applies to temporary differences that arise from the elimination of profits and losses resulting from intragroup transactions.

Profit or loss and each component of other comprehensive income are attributed to the owners of the Group and to the non-controlling interests. Total comprehensive income of subsidiaries is attributed to the owners of the Group and to the non-controlling interests even if this results in the non-controlling interests having a deficit balance.

Consolidated financial statements are prepared using uniform accounting policies for like transactions and other events in similar circumstances. If a member of the group uses accounting policies other than those adopted in the consolidated financial statements for like transactions and events in similar circumstances, appropriate adjustments are made to that group member's financial statements in preparing the consolidated financial statements to ensure conformity with the group's accounting policies.

The financial statements of all entities used for the purpose of consolidation are drawn up to same reporting date as that of the Holding company, i.e., year ended on 31 March. When the end of the reporting period of the Holding Company is different from that of a subsidiary, the subsidiary prepares, for consolidation purposes, additional financial information as of the same date as the financial statements of the Holding Company to enable the it to consolidate the financial information of the subsidiary, unless it is impracticable to do so.

Goodwill

Goodwill arising on an acquisition of a business is initially recognized at cost at the date of acquisition. After initial recognition, goodwill is measured at cost less accumulated impairment losses, if any.

1.4 PROPERTY, PLANT AND EQUIPMENT & INTANGIBLE ASSETS

Property, Plant and Equipment

Property, plant and equipment are measured at cost less accumulated depreciation and impairment losses, if any. Costs include freight, import duties, non-refundable purchase taxes and other expenses directly attributable to the acquisition of the asset.

Intangible Assets

Costs that are directly associated with identifiable and unique software products controlled by the Group, developed in-house or acquired, and have probable economic benefits exceeding the cost beyond one year are recognized as software products. Other acquired software meant for in-house consumption are capitalized at the acquisition price.:

Depreciation/amortisation:

Holding Company and Indian Subsidiaries

- a) Tangible Assets - Depreciation on property, plant and equipment is provided on a straight line method based on useful life and in the manner prescribed in part C of Schedule II of the Companies Act, 2013 or on Management's estimate and on technical advice of useful life of the assets.

Investment in property is amortized over the period of lease.

- b) Intangible Assets – Software product (meant for sale) are amortized over its estimated useful life of 8 years. Other Software products are amortised over its period of license.

Foreign Subsidiaries

Depreciation is provided based on Management's estimate of useful life of the asset which is as under.

Category	Useful Life in years
Plant and Equipment	8 – 10
Furniture and Fixture	10 –16
Office Equipment	3 – 5
Vehicles	8 – 10
Computer	2 – 5
Software Product	3
Goodwill	8

1.5 IMPAIRMENT OF NON FINANCIAL ASSETS

The Group assesses at each reporting date whether there is any objective evidence that a non-financial asset or a group of non-financial assets are impaired. If any such indication exists, the Group estimates the amount of impairment loss. For the purpose of assessing impairment, the smallest identifiable group of assets that generates cash inflows from continuing use that are largely independent of the cash inflows from other assets or groups of assets is considered as a cash generating unit. If any such indication exists, an estimate of the recoverable amount of the individual asset/cash generating unit is made.

An impairment loss is calculated as the difference between an asset's carrying amount and recoverable amount. Losses are recognised in profit or loss and reflected in an allowance account. When the Group considers that there are no realistic prospects of recovery of the asset, the relevant amounts are written off. If the amount of impairment loss subsequently decreases and the decrease can be related objectively to an event occurring after the impairment was recognised, then the previously recognised impairment loss is reversed through profit or loss.

1.6 REVENUE RECOGNITION

Rendering of services:

Revenue from Software and IT Enabled services are recognized when the services are rendered.

The Group derives revenue primarily from Software and IT Enabled Services, maintenance of software/hardware and related services and sale of software licenses. Revenue is recognized to the extent that it is probable that the economic benefit will flow to the Group and the revenue can be measured reliably.

Sale of license: Revenue from license is recognized at the time the license is made available to the customer as “right to access” during the period of access.

Other Income

Interest income is recognized on a time proportionate basis taking into account the amounts invested and the rate of interest. For all financial instruments measured at amortised cost, interest income is recorded using the Effective interest rate method to the net carrying amount of the financial assets.

Dividend

Dividend Income is recognized when right to receive the same is established.

1.7 FINANCIAL INSTRUMENTS

Financial assets - Initial recognition

Financial assets are recognised when the Group becomes a party to the contractual provisions of the instruments. Financial assets other than trade receivables are initially recognised at fair value plus transaction costs for all financial assets not carried at fair value through profit or loss. Financial assets carried at fair value through profit or loss are initially recognised at fair value, and transaction costs are expensed in the Statement of Profit and Loss.

Subsequent measurement

Financial assets, other than equity instruments, are subsequently measured at amortised cost, fair value through other comprehensive income or fair value through profit or loss on the basis of both:

- (a) the entity's business model for managing the financial assets and
- (b) the contractual cash flow characteristics of the financial asset.

(a) Measured at amortised cost:

A financial asset is measured at amortised cost, if it is held under the hold to collect business model i.e. held with an objective of holding the assets to collect contractual cash flows and the contractual cash flows are solely payments of principal and interest on the principal outstanding. Amortised cost is calculated using the effective interest rate ("EIR") method by taking into account any discount or premium on acquisition and fees or costs that are an integral part of the EIR. The EIR amortisation is included in interest income in the Statement of Profit and Loss. The losses arising from impairment are recognised in the Statement of Profit and Loss. On derecognition, gain or loss, if any, is recognised to Statement of Profit and Loss.

(b) Measured at fair value through other comprehensive income (FVOCI):

A financial asset is measured at FVOCI, if it is held under the hold to collect and sell business model i.e. held with an objective to collect contractual cash flows and selling such financial asset and the contractual cash flows are solely payments of principal and interest on the principal outstanding. It is subsequently measured at fair value with fair value movements recognised in the OCI, except for interest income which recognised using EIR method. The losses arising from impairment are recognised in the Statement of Profit and Loss. On derecognition, cumulative gain or loss previously recognised in the OCI is reclassified from the equity to Statement of Profit and Loss.

(c) Measured at fair value through profit or loss (FVTPL):

Investment in financial asset other than equity instrument, not measured at either amortised cost or FVOCI is measured at FVTPL. Such financial assets are measured at fair value with all changes in fair value, including interest income and dividend income if any, recognised in the Statement of Profit and Loss.

Equity Instruments:

All investments in equity instruments classified under financial assets are subsequently measured at fair value. Equity instruments which are held for trading are measured at FVTPL.

For all other equity instruments, the Group may, on initial recognition, irrevocably elect to measure the same either at FVOCI or FVTPL. The Group makes such election on an instrument-by-instrument basis. Fair value changes on an equity instrument shall be recognised in Statement of Profit and Loss unless the Group has elected to measure such instrument at FVOCI. Fair value changes excluding dividends, on an equity instrument measured at FVOCI are recognised in the OCI. Amounts recognised in Other Comprehensive Income (OCI) are not subsequently transferred to Statement of Profit and Loss. Dividend income on the investments in equity instruments are recognised in Statement of Profit and Loss.

Impairment

The Group recognises a loss allowance for Expected Credit Losses (ECL) on financial assets that are measured at amortised cost and at FVOCI. The credit loss is difference between all contractual cash flows that are due to an entity in accordance with the contract and all the cash flows that the entity expects to receive (i.e. all cash shortfalls), discounted at the original effective interest rate. This is assessed on an individual or collective basis after considering all reasonable and supportable including that which is forward-looking.

The Group's trade receivables or contract revenue receivables do not contain significant financing component and loss allowance on trade receivables is measured at an amount equal to life time expected losses i.e. expected cash shortfall, being simplified approach for recognition of impairment loss allowance.

Under simplified approach, the Group does not track changes in credit risk. Rather it recognizes impairment loss allowance based on the lifetime ECL at each reporting date right from its initial recognition. The Group uses a provision matrix to determine impairment loss allowance on the portfolio of trade receivables.

The provision matrix is based on its historically observed default rates over the expected life of the trade receivable and is adjusted for forward looking estimates. At every reporting date, the historical observed default rates are updated and changes in the forward-looking estimates are analysed.

For financial assets other than trade receivables, the Group recognises 12-month expected credit losses for all originated or acquired financial assets if at the reporting date the credit risk of the financial asset has not increased significantly since its initial recognition. The expected credit losses are measured as lifetime expected credit losses if the credit risk on financial asset increases significantly since its initial recognition. If, in a subsequent period, credit quality of the instrument improves such that there is no longer significant increase in credit risks since initial recognition, then the Group reverts to recognizing impairment loss allowance based on 12 months ECL.

The impairment losses and reversals are recognised in Statement of Profit and Loss. For equity instruments and financial assets measured at FVTPL, there is no requirement for impairment testing.

De-recognition

The Group de-recognises a financial asset when the contractual rights to the cash flows from the financial asset expire, or it transfers rights to receive cash flows from an asset, it evaluates if and to what extent it has retained the risks and rewards of ownership. When it has neither transferred nor retained substantially all of the risks and rewards of the asset, nor transferred control of the asset, the Group continues to recognise the transferred asset to the extent of the Company's continuing involvement. In that case, the Group also recognises an associated liability. The transferred asset and the associated liability are measured on a basis that reflects the rights and obligations that the Group has retained.

Financial Liabilities

Initial Recognition and measurement

Financial liabilities are recognised when the Group becomes a party to the contractual provisions of the instruments. Financial liabilities are initially recognised at fair value net of transaction costs for all financial liabilities not carried at fair value through profit or loss.

The Group's financial liabilities include trade and other payables, loans and borrowings including bank overdrafts and derivative instruments.

Subsequent measurement

Financial liabilities measured at amortised cost are subsequently measured at using EIR method. Financial liabilities

carried at fair value through profit or loss are measured at fair value with all changes in fair value recognised in the Statement of Profit and Loss.

Loans & Borrowings:

After initial recognition, interest bearing loans and borrowings are subsequently measured at amortised cost using EIR method. Gains and losses are recognized in profit & loss when the liabilities are derecognized as well as through EIR amortization process.

Financial Guarantee Contracts

Financial guarantee contracts issued by the Group are those contracts that requires a payment to be made or to reimburse the holder for a loss it incurs because the specified debtors fails to make payment when due in accordance with the term of a debt instrument. Financial guarantee contracts are recognized initially as a liability at fair value, adjusted for transaction costs that are directly attributable to the issuance of the guarantee.

Subsequently the liability is measured at the higher of the amount of loss allowance determined as per impairment requirements of Ind AS 109 and the amount recognized less cumulative adjustments.

De-recognition

A financial liability is de-recognised when the obligation under the liability is discharged or cancelled or expires. When an existing financial liability is replaced by another from the same lender on substantially different terms, or the terms of an existing liability are substantially modified, such an exchange or modification is treated as the derecognition of the original liability and the recognition of a new liability. The difference in the respective carrying amounts is recognised in the statement of profit or loss.

Derivative financial instruments & hedge accounting

The Group uses derivative financial instruments, such as forward foreign exchange contracts, interest rate swaps, cross currency interest risk swap to hedge its foreign currency risks. Such derivative financial instruments are initially recognised at fair value on the date on which a derivative contract is entered into and are subsequently remeasured at fair value, with changes in fair value recognised in Statement of Profit and Loss. Derivatives are carried as financial assets when the fair value is positive and as financial liabilities when the fair value is negative.

The Group designates their derivatives as hedges of foreign currency risk associated with the cash flows of highly probable forecast transactions and variable interest rate risks associated with the borrowings.

The Group documents at the inception of hedging transaction the economic relationship between hedging instruments and hedged items including whether the hedging instrument is expected to offset cash flow of hedged items. The Group documents its risk management objective and strategy for undertaking various hedge transactions at the inception of each hedge relationship.

Cash flows hedge that qualify for the hedge accounting

Any gains or losses arising from changes in the fair value of derivatives are taken directly to statement of profit & loss, except for the effective portion of cash flow hedge which is recognized in other comprehensive income and presented as separate component of equity which is later reclassified to statement of profit & loss when the hedge item affects profit & loss.

Offsetting of financial instruments

Financial assets and financial liabilities are offset and the net amount is reported in the Balance Sheet if there is a currently enforceable legal right to offset the recognised amounts and there is an intention to settle on a net basis, to realise the assets and settle the liabilities simultaneously.

1.8 FAIR VALUE MEASUREMENT:

The Group measures financial instruments, such as, derivatives at fair value at each balance sheet date.

Fair value is the price that would be received to sell an asset or paid to transfer a liability in an orderly transaction between market participants at the measurement date. The fair value measurement is based on the presumption that the transaction to sell the asset or transfer the liability takes place either:

- ✓ In the principal market for the asset or liability, or
- ✓ In the absence of a principal market, in the most advantageous market for the asset or liability

The principal or the most advantageous market must be accessible by the Group.

The fair value of an asset or a liability is measured using the assumptions that market participants would use when pricing the asset or liability, assuming that market participants act in their economic best interest.

A fair value measurement of a non-financial asset takes into account a market participant's ability to generate economic benefits by using the asset in its highest and best use or by selling it to another market participant that would use the asset in its highest and best use.

The Group uses valuation techniques that are appropriate in the circumstances and for which sufficient data are available to measure fair value, maximising the use of relevant observable inputs and minimising the use of unobservable inputs.

All assets and liabilities for which fair value is measured or disclosed in the financial statements are categorised within the fair value hierarchy, described as follows, based on the lowest level input that is significant to the fair value measurement as a whole:

- ✓ Level 1 — Quoted (unadjusted) market prices in active markets for identical assets or liabilities
- ✓ Level 2 — Valuation techniques for which the lowest level input that is significant to the fair value measurement is directly or indirectly observable
- ✓ Level 3 — Valuation techniques for which the lowest level input that is significant to the fair value measurement is unobservable

For assets and liabilities that are recognised in the financial statements on a recurring basis, the Group determines whether transfers have occurred between levels in the hierarchy by re-assessing categorisation (based on the lowest level input that is significant to the fair value measurement as a whole) at the end of each reporting period.

For the purpose of fair value disclosures, the Group has determined classes of assets and liabilities on the basis of the nature, characteristics and risks of the asset or liability and the level of the fair value hierarchy as explained above.

1.9 EMPLOYEE BENEFITS

The Group has provides following post-employment plans such as:

- (a) Defined benefit plans such a gratuity and
- (b) Defined contribution plans such as Provident fund

a) Defined-benefit plan:

The liability or asset recognised in the balance sheet in respect of defined benefit gratuity plan is the present value of defined benefit obligations at the end of the reporting period less fair value of plan assets. The defined benefit obligations are calculated annually by actuaries through actuarial valuation using the projected unit credit method.

The Group recognises the following changes in the net defined benefit obligation as an expense in the statement of profit and loss:

- (a) Service costs comprising current service costs, past-service costs, gains and losses on curtailment and non-routine settlements; and
- (b) Net interest expense or income

The net interest cost is calculated by applying the discount rate to the net balance of the defined benefit obligation and fair value of plan assets. This cost is included in employee benefit expenses in the statement of the profit & loss.

Re-measurement comprising of actuarial gains and losses arising from

- (a) Re-measurement of Actuarial(gains)/losses
- (b) Return on plan assets, excluding amount recognized in effect of asset ceiling
- (c) Re-measurement arising because of change in effect of asset ceiling are recognised in the period in which they occur directly in other comprehensive income. Re-measurement is not reclassified to profit or loss in subsequent periods.

Ind AS 19 requires the exercise of judgment in relation to various assumptions including future pay rises, inflation and discount rates and employee and pensioner demographics. The Group determines the assumptions in conjunction with its actuaries, and believes these assumptions to be in line with best practice, but the application of different assumptions could have a significant effect on the amounts reflected in the income statement, other comprehensive income and balance sheet. There may be also interdependency between some of the assumptions.

b) Defined-contribution plan:

Under defined contribution plans, provident fund, the Group pays pre-defined amounts to separate funds and does not have any legal or informal obligation to pay additional sums. Defined Contribution plan comprise of contributions to the Employees' Provident Fund with the government, superannuation fund and certain state plans like Employees' State Insurance and Employees' Pension Scheme. The Group's payments to the defined contribution plans are recognised as expenses during the period in which the employees perform the services that the payment covers.

c) Other employee benefits:

- (a) Compensated absences which are not expected to occur within twelve months after the end of the period in which the employee renders the related services are recognised as a liability at the present value of the obligation as at the Balance sheet date determined based on an actuarial valuation.
- (b) Undiscounted amount of short-term employee benefits expected to be paid in exchange for the services rendered by employees are recognised during the period when the employee renders the related services.
- d)** Expenses incurred towards voluntary retirement scheme are charged to the statement of profit and loss as and when incurred.
- e)** Other benefits comprising of discretionary long service awards are recognized as and when determined.

1.10 LEASES

LESSEE:

The Group, as a lessee, recognises a right-of-use asset and a lease liability for its leasing arrangements, if the contract conveys the right to control the use of an identified asset. The contract conveys the right to control the use of an identified asset, if it involves the use of an identified asset and the Group has substantially all of the economic benefits from use of the asset and has right to direct the use of the identified asset. The cost of the right-of-use asset shall comprise of the amount of the initial measurement of the lease liability adjusted for any lease payments made at or before the commencement date plus any initial direct costs incurred. The right-of-use assets is subsequently measured at cost less any accumulated depreciation, accumulated impairment losses, if any and adjusted for any remeasurement of the lease liability. The right-of-use assets are depreciated using the straight-line method from the commencement date over the shorter of lease term or useful life of right-of-use asset. The Group measures the lease liability at the present value of the lease payments that are not paid at the commencement date of the lease. The lease payments are discounted using the interest rate implicit in the lease, if that rate can be readily determined. If that rate cannot be readily determined, the Group uses incremental borrowing rate. For short-term and low value leases, the Group recognises the lease payments as an operating expense on a straight-line basis over the lease term

LESSOR:

Lease income from operating leases where the Group is a lessor is recognised in income on a straight-line basis over the lease term unless the receipts are structured to increase in line with expected general inflation to compensate for the expected inflationary cost increases. The respective leased assets are included in the balance sheet based on their nature.

1.11 FOREIGN CURRENCY TRANSACTIONS

a) Initial Recognition

Transactions in foreign currency are recorded at the exchange rate prevailing on the date of the transaction. Exchange differences arising on foreign exchange transactions settled during the year are recognized in the Statement of Profit and Loss of the year.

b) Measurement of Foreign Currency Items at the Balance Sheet Date

Foreign currency monetary items of the Group are restated at the closing exchange rates. Non-monetary items are recorded at the exchange rate prevailing on the date of the transaction. Exchange differences arising out of these transactions are charged to the Statement of Profit and Loss.

c) Foreign currency translation

Assets and liabilities of the entities with functional currency other than the presentation currency have been translated to the presentation currency using exchange rates prevailing on the balance sheet date. The statement of profit and loss has been translated using monthly average exchange rates prevailing during the year. Translation adjustment has been reported as foreign currency translation reserve in the statement of changes in equity.

1.12 TAXES ON INCOME

Income tax comprises current and deferred tax. Income tax expense is recognized in the statement of profit and loss except to the extent it relates to items directly recognized in equity or in other comprehensive income.

Current tax is based on taxable profit for the year. Taxable profit is different from accounting profit due to temporary differences between accounting and tax treatments, and due to items that are never taxable or tax deductible. Tax

provisions are included in current liabilities. Interest and penalties on tax liabilities are provided for in the tax charge. The Group offsets, the current tax assets and liabilities (on a year on year basis) where it has a legally enforceable right and where it intends to settle such assets and liabilities on a net basis or to realise the assets and liabilities on net basis.

Deferred income tax is recognized using the balance sheet approach. Deferred income tax assets and liabilities are recognized for deductible and taxable temporary differences arising between the tax base of assets and liabilities and their carrying amount in financial statements. Deferred income tax asset are recognized to the extent that it is probable that taxable profit will be available against which the deductible temporary differences, and the carry forward of unused tax credits and unused tax losses can be utilized. Deferred tax assets are not recognised where it is more likely than not that the assets will not be realised in the future.

The carrying amount of deferred income tax assets is reviewed at each reporting date and reduced to the extent that it is no longer probable that sufficient taxable profit will be available to allow all or part of the deferred income tax asset to be utilized. Deferred income tax assets and liabilities are measured at the tax rates that are expected to apply in the period when the asset is realized or the liability is settled, based on tax rates (and tax laws) that have been enacted or substantively enacted at the reporting date.

Deferred tax items are recognised in correlation to the underlying transaction either in OCI or directly in equity.

Minimum Alternative Tax ('MAT') credit is recognised as an asset only when and to the extent there is convincing evidence that the Group will pay normal income-tax during the specified period. The Company reviews the same at each balance sheet date and writes down the carrying amount of MAT credit entitlement to the extent there is no longer convincing evidence to the effect that Group will pay normal income-tax during the specified period.

1.13 PROVISIONS AND CONTINGENCIES

A provision is recognised if, as a result of a past event, the Group has a present legal or constructive obligation that can be estimated reliably, and it is probable that an outflow of economic benefits will be required to settle the obligation.

Provisions for onerous contracts are recognized when the expected benefits to be derived by the Group from a contract are lower than the unavoidable costs of meeting the future obligations under the contract.

A disclosure for contingent liabilities is made where there is a possible obligation or a present obligation that may probably not require an outflow of resources or an obligation for which the future outcome cannot be ascertained with reasonable certainty. When there is a possible or a present obligation where the likelihood of outflow of resources is remote, no provision or disclosure is made.

1.14 CASH AND CASH EQUIVALENTS

Cash and Cash equivalents include cash and Cheque in hand, bank balances, demand deposits with banks and other short-term highly liquid investments that are readily convertible to known amounts of cash & which are subject to an insignificant risk of changes in value where original maturity is three months or less.

1.15 CASH FLOW STATEMENT

Cash flows are reported using the indirect method where by the profit before tax is adjusted for the effect of the transactions of a non-cash nature, any deferrals or accruals of past and future operating cash receipts or payments and items of income or expenses associated with investing or financing cash flows. The cash flows from operating, investing and financing activities of the Group are segregated.

1.16 BORROWING COST

General and specific borrowing costs that are directly attributable to the acquisition, construction or production of qualifying assets are capitalized as a part of Cost of that assets, during the period till all the activities necessary to prepare the Qualifying assets for its intended use or sale are complete during the period of time that is required to complete and prepare the assets for its intended use or sale. Qualifying assets are assets that necessarily take a substantial period of time to get ready for their intended use or sale.

Other borrowing costs are recognized as an expense in the period in which they are incurred.

1.17 EARNINGS PER SHARE

Basic EPS is arrived at based on net profit after tax available to equity shareholders to the weighted average number of equity shares outstanding during the year.

The diluted EPS is calculated on the same basis as basic EPS, after adjusting for the effects of potential dilutive equity shares unless impact is anti-dilutive.

1.18 SEGMENT REPORTING

Operating segments are reported in a manner consistent with the internal reporting provided to Chief Operating Decision Maker (CODM).

The Executive Director/Decision Maker evaluates the Group's performance and allocates resources based on an analysis of various performance indicators by business segments.

The Group has identified its Executive Director as CODM which assesses the operational performance and position of the Group and makes strategic decisions (Refer note 43).

1.19 EXCEPTIONAL ITEMS

When an item of income or expense within profit or loss from ordinary activity is of such size, nature or incidence that their disclosure is relevant to explain the performance of the Group for the year, the nature and amount of such items is disclosed as exceptional items.

Notes forming part of consolidated financial statements for the year ended March 31, 2024

(All amounts in INR Thousands, unless otherwise stated)

2 Property, Plant and Equipment					
Particular	Computers	Furniture and Fixtures	Vehicles	Office Equipment	Total
Gross carrying amount					
Balance as at March 31, 2022	2,810	7	2,545	279	5,641
Additions	6,546	-	-	-	6,546
Deductions/ Adjustment	-	-	-	-	-
Balance as at March 31, 2023	9,356	7	2,545	279	12,187
Additions					
Accumulated Depreciation					
Balance as at March 31, 2022	2,768	7	1,484	266	4,525
Additions	885	-	305	7	1,197
Deductions/ Adjustment	-	-	-	-	-
Balance as at March 31, 2023	3,653	7	1,789	273	5,722
Net carrying amount as at March 31, 2022	42	-	1,061	13	1,116
Net carrying amount as at March 31, 2023	5,703	-	756	6	6,465
Gross carrying amount					
Balance as at March 31, 2023	9,356	7	2,545	279	12,187
Additions	-	-	-	-	-
Deductions/ Adjustment	(248)	-	-	(89)	(337)
Balance as at March 31, 2024	9,108	7	2,545	190	11,850
Additions					
Accumulated Depreciation					
Balance as at March 31, 2023	3,653	7	1,789	273	5,722
Additions	1,874	-	305	4	2,183
Deductions/ Adjustment	(248)	-	-	(89)	(337)
Balance as at March 31, 2024	5,279	7	2,094	188	7,568
Net carrying amount as at March 31, 2023	5,703	-	756	6	6,465
Net carrying amount as at March 31, 2024	3,829	-	451	2	4,282

Particular	As At March 31, 2024	As At March 31, 2023
3 Investment property		
Investment property (at cost)		
Leasehold office premises*	1,03,466	1,03,466
Less : Accumulated amortisation :		
Opening balance	(19,595)	(17,714)
Add : Amortisation for the year	(1,882)	(1,881)
Total Accumulated amortisation	(21,477)	(19,595)
Total	81,989	83,871

* Lease period is 60 years beginning from November 22, 2007.

Notes forming part of consolidated financial statements for the year ended March 31, 2024

(All amounts in INR Thousands, unless otherwise stated)

4 Intangible Assets

Software Product*	Other Software's	Total
400	939	1,339
-	-	-
-	-	-
400	939	1,339
400	922	1,322
-	17	17
-	-	-
400	939	1,339
-	18	18
-	-	-
400	939	1,339
-	-	-
-	-	-
400	939	1,339
-	-	-
-	-	-
400	939	1,339
-	-	-
-	-	-

*meant for license sale or otherwise

5 Right to Use - Assets

Particular	Right of use - Lease*	Total
Gross carrying amount		
Balance as at March 31, 2022	37,897	37,897
Additions: Reclassified as per IND AS 116	-	-
Deductions/ Adjustment	(4,600)	(4,600)
Balance as at March 31, 2023	33,297	33,297
Accumulated Depreciation		
Balance as at March 31, 2022	14,912	14,912
Additions	4,834	4,834
Deductions/ Adjustment	-	-
Balance as at March 31, 2023	19,746	19,746
Net carrying amount as at March 31, 2022	22,985	22,985
Net carrying amount as at March 31, 2023	13,551	13,551
Gross carrying amount		
Balance as at March 31, 2023	33,297	33,297
Additions for the year	-	-
Deductions/ Adjustment	-	-
Balance as at March 31, 2024	33,297	33,297
Additions		
Accumulated Depreciation		
Balance as at March 31, 2023	19,746	19,746
Additions	4,125	4,125
Deductions/ Adjustment	-	-
Balance as at March 31, 2024	23,871	23,871
Net carrying amount as at March 31, 2023	13,551	13,551
Net carrying amount as at March 31, 2024	9,426	9,426

*Refer note 41

Notes forming part of consolidated financial statements for the year ended March 31, 2024

(All amounts in INR Thousands, unless otherwise stated)

Particular	As At March 31, 2024	As At March 31, 2023
6 Investments - non current		
Other Investment (FVOCI)		
Trade - Quoted (listed on Nasdaq)		
In Equity instruments		
- Exela Technologies, Inc - USA (Refer note 6.1 below)		
No of Shares of Common Stock	-	-
No of Convertible preferred stock	54,886	54,886
No of Shares of Class B preferred stock	2,85,606	2,85,606
Opening balance	69,979	1,80,928
Add/(Less): Fair value Gain recognised through OCI	(22,861)	(1,26,248)
Add: Foreign exchange variation	984	15,299
Total	48,102	69,979
Aggregate market value of quoted investments	48,102	69,979

6.1 The Group holds trade investment in of Exela Technologies, Inc. (Listed on NASDAQ, "XELA"& "XELAP"). The said investment in Equity is a financial instrument designated as Fair Value through Other Comprehensive Income (FVOCI), however, is not to be reclassified to profit and loss subsequently and accordingly, the change in fair value is recognised net of deferred tax in Other Comprehensive Income.

On April 18, 2022 Exela has offered to exchange, for each 20 shares of Common Stock tendered, stock holder will receive one share of Series B1 Cumulative Convertible Perpetual Preferred Stock ("B1 Preferred Stock"), with liquidation preference of US \$ 25.

B1 Preferred stock will have the following terms:

- The holders of Series B1 Preferred Stock on all matters submitted to a vote of the stockholders of the Exela will vote with the Common Stock as a single class.
- Holders of shares the Series B1 Preferred Stock will be entitled to receive, dividends, cumulative dividends at the rate of 6.00% per annum of the \$25.00 liquidation amount per share, if authorized by board of directors of Exela.
- The B1 Preferred Stock will rank senior to the Series B Preferred Stock upon liquidation and in the right to receive dividends.
- B1 Preferred Stock holder will have the option to convert some or all of the outstanding shares into shares of Common Stock as per the terms mentioned in the offer document

The Group had tendered 5,712,123 Shares of Common stock and received in exchange 285,606 nos Series B1 Preferred Stock. Now the Company holds 285,606 Series B1 preferred stock.

On July 25, 2022 Exela Technologies, Inc. has done a reverse split of its common stock in the ratio 1:20.

On May 12, 2023 Exela Technologies, Inc. has done a reverse split of its common stock in the ratio 1:200.

Although it does not change the Group's holding in the investee company, the number of shares held will be reduced in proportion of ratio of reverse splits.

Notes forming part of consolidated financial statements for the year ended March 31, 2024

(All amounts in INR Thousands, unless otherwise stated)

Particular	As At March 31, 2024	As At March 31, 2023
7 Other financial assets - Non current		
Deposits for premises and others	1,611	1,461
Fixed deposits with banks having maturity more than one year	7,400	37,800
Total	9,011	39,261
8 Income tax assets		
Advance Tax and TDS	42	93
Total	42	93
9 Deferred tax assets		
Deferred tax asset (Refer Note 29)	1,524	1,292
MAT credit receivable	1,270	5,344
Total	2,794	6,636
10 Other non current assets		
Prepaid expenses	3,105	427
Total	3,105	427
11 Trade receivables*		
Trade Receivables-Unsecured-considered good	82,782	60,973
Trade Receivables which have significant increase in Credit Risk	-	-
Trade Receivables - credit impaired	-	-
Total	82,782	60,973
*Refer note no: 32 for trade receivables ageing and refer note no: 40 for Due from related parties		
12 Cash and cash equivalents		
Balance with banks in current accounts	3,316	21,242
Cash on hand	8	15
Remittance in transit	-	1,480
Fixed deposits with Banks	40,600	25,788
Total	43,924	48,525
13 Other bank balances		
Fixed Deposit with banks (earmarked)*	1,000	1,201
Fixed deposits with banks (having maturity more than 3 months but less than 12 months)	65,000	39,300
Employee benefits Trust accounts	178	34
Total	66,178	40,535
* Pledged with banks against credit card facilities taken by a Group refer note no 42 for assets provided as security		
14 Other financial assets - Current		
Advance to Employees	-	204
Interest accrued but not due on fixed deposits with banks	4,379	3,654
Total	4,379	3,858
15 Other current assets		
Advances to suppliers	34	86
Goods and Service tax receivable	-	1,750
Prepaid expenses	834	652
Total	868	2,488

Notes forming part of consolidated financial statements for the year ended March 31, 2024

(All amounts in INR Thousands, unless otherwise stated)

Particular	As At March 31, 2024		As At March 31, 2023	
16 Equity Share Capital				
Authorised				
30000000 Equity Shares of Rs.10 each	3,00,000		3,00,000	
Total	3,00,000		3,00,000	
Issued, subscribed and paid up				
12594972 Equity Shares of Rs. 10 each fully paid up	1,25,950		1,25,950	
Total	1,25,950		1,25,950	
The reconciliation of the number of equity shares outstanding	As At March 31,		As At March 31,	
	2024	2023	2024	2023
	Number of Shares		Amount	
Equity Shares at the beginning of the year	12594972	12594972	1,25,950	1,25,950
Add: Equity shares issued during the year	-	-	-	-
Equity Shares at the end of the year	12594972	12594972	1,25,950	1,25,950
Terms/rights attached to Equity shares :				
The Holding Company has only one class of equity shares having a par value of Rs. 10 each. Each shareholder has right to vote in respect of such share, on every resolution placed before the Holding Company and his voting right on a poll shall be in proportion to his share of the paid-up equity capital of the Holding Company. In the event of liquidation, the equity shareholders are entitled to receive the remaining assets of the Holding Company after payments to preferential amounts secured and unsecured creditors, if any, in proportion to their shareholding.				
The details of Shareholders holding more than 5% shares:				
Name of the Shareholders	As At March 31, 2024		As At March 31, 2023	
	No. of Shares	% of Holding	No. of Shares	% of Holding
Adesi 234, LLC	3000985	23.83%	3000985	23.83%
HOF 2 LLC	1667933	13.24%	1667933	13.24%
Chitale LLC	786224	6.24%	786224	6.25%
Stern Capital Partners LLC	694246	5.51%	694246	5.51%
The details of Promoters holding :				
Name of the Promoters	As At March 31, 2024		As At March 31, 2023	
	No. of Shares	% of Holding	No. of Shares	% of Holding
Adesi 234, LLC	3000985	23.83%	3000985	23.83%
HOF2 LLC	1667933	13.24%	1667933	13.24%
Stern Capital Partners LLC	694246	5.51%	694246	5.51%
Sunil Vasant Rajyadhyaksha	588720	4.67%	588720	4.67%
General Pacific LLC	214273	1.70%	214273	1.70%
Surinder Rametra	120000	0.95%	120000	0.95%
Anil Vasant Rajyadhyaksha	25422	0.20%	25422	0.20%
Parvinder S Chadha	38250	0.30%	38250	0.30%
	6349829	50.42%	6349829	50.42%

In the Period of five years immediately preceding March, 2024:

The Holding Company has not allotted any equity shares as fully paid up without payment being received in cash or as Bonus Shares or Bought back any equity shares.

Notes forming part of consolidated financial statements for the year ended March 31, 2024

(All amounts in INR Thousands, unless otherwise stated)

Particular	As At March 31, 2024	As At March 31, 2023
17 Other Financial Liabilities- Non current		
Lease liabilities (Refer note 41)	7,025	10,476
Total	7,025	10,476
18 Lease liabilities-current		
Current maturities of lease liabilities (Refer note 41)	3,451	3,716
Total	3,451	3,716
19 Trade payables*		
Total outstanding dues of micro enterprise and small enterprises	1,296	998
Total outstanding dues of creditors other than micro enterprises and small enterprises	7,204	8,385
Total	8,500	9,383
Note:		
1 *Refer note no: 33 for trade payable ageing & Refer note no: 40 for related party balances		
2 The Group has certain dues to suppliers registered under Micro, Small and Medium Enterprises Development Act, 2006 ('MSMED Act'). The disclosure pursuant to the said MSMED Act are as follows:-		
- Principal amount due and remaining unpaid as at year end	1,296	998
- Interest due and remaining unpaid as at year end	-	-
- Principal amounts paid, beyond the appointed day during the year	-	-
- Interest paid, other than under Section 16 of MSMED Act, beyond the appointed day during the year	-	-
- Interest paid, under Section 16 of MSMED Act, beyond the appointed day during the year	-	-
- Interest due and payable, for payments already made	-	-
- Further interest remaining due and payable for earlier years	-	-
20 Other financial liabilities		
Security deposits towards office premises	2,650	2,650
Advance from related parties (Refer note 40 for related party balances)	96,705	1,15,918
Total	99,355	1,18,568
21 Other current liabilities		
Statutory dues payable	2,811	1,515
Total	2,811	1,515
22 Provisions: Provision for employee benefits:		
Compensated Absences	2,797	2,025
Gratuity (Refer note 36)	2,578	2,302
Total	5,375	4,327
23 Current tax liabilities		
Provision for Income tax (Net of advance tax paid of Rs 7,936 Thousands; Previous Year Rs 7,200 Thousands)	1,943	2,780
Total	1,943	2,780

Notes forming part of consolidated financial statements for the year ended March 31, 2024

(All amounts in INR Thousands, unless otherwise stated)

Particular	For the year ended March 31, 2024	For the year ended March 31, 2023
24 Revenue from operations		
Software and IT enabled services	1,61,236	1,20,551
Total	1,61,236	1,20,551
25 Other income		
Interest income	6,474	3,422
Dividend income on investment (FVOCI)	-	18,697
Provisions no longer required written back	122	1,188
Gain on Variation in Foreign Exchange Rates (Net)	981	4,901
Gain on change in terms of right to use assets	-	685
Profit on sale of plant and equipments	25	-
Rent received	11,519	11,284
Less: expenses attributed to rental income :		
Finance cost	-	(154)
Amortisation	(1,882)	(1,881)
Net rental income	9,637	9,248
Total	17,239	38,141
26 Employee benefits expense		
Salaries and wages	1,02,757	72,183
Contributions to provident and other funds	15,301	8,377
Staff welfare expenses	1,287	1,030
Total	1,19,345	81,590
27 Finance Cost		
Interest component of lease liabilities (Refer note 41)	1,287	1,595
Total	1,287	1,595
28 Other expenses		
Repairs & maintenance - building	794	1,575
Repairs & maintenance - computers	230	102
Repairs & maintenance - others	405	257
Insurance	80	91
Rates and taxes	379	419
Power & fuel expenses	2,885	2,053
Membership & subscription fees	1,041	531
Travelling & conveyance expenses	1,492	408
Communication cost	941	1,519
Advertising & publicity expenses	193	237
Office upkeep & maintenance expenses	1,656	2,097
Auditors Remuneration (refer note 43)	973	982
Legal & professional charges	1,375	1,658
Directors sitting fees	1,590	1,620
Listing Fees	803	715
Office, Administrative & Other Expenses	116	684
Bank charges & Commission	19	-
Total	14,972	14,948

Notes forming part of consolidated financial statements for the year ended March 31, 2024

(All amounts in INR Thousands, unless otherwise stated)

Particular	2023-24	2022-23	
29 Income Taxes			
Tax expense recognised in the statement of profit and loss:			
Current tax	9,879	9,980	
Deferred Tax	199	(301)	
Total tax expense	10,078	9,679	
A reconciliation of the income tax amount between the enacted income tax rate and the effective income tax of the Group is as follows :			
Enacted income tax rate in India	27.82%	27.82%	
Profit /(loss) before tax and OCI	36,563	54,511	
Income tax as per above rate	10,172	15,165	
Adjustments:			
Income of a foreign subsidiary not liable for tax	-	(5,202)	
Other reconciling items	(94)	(284)	
Income tax as per statement of profit and loss	10,078	9,679	
The following movement is in deferred tax assets and liabilities during the year ended March 31, 2023 and March 31, 2024 is as under:			
Particulars	As at March 31, 2022	(Credit)/charge for the year	As at March 31, 2023
Deferred tax assets :			
Amount allowable on payment basis-employee Benefits	649	554	1,203
Differences in written down value of Property, Plant and Equipment	222	(133)	89
MAT credit Entitlement	8,915	(3,571)	5,344
Total deferred tax asset	9,786	(3,150)	6,636
Deferred tax liability :			
Differences in written down value of Property, Plant and Equipment	-	-	-
Total deferred tax liability	-	-	-
Net Deferred tax asset recognised in the Balance Sheet	9,786	(3,150)	6,636
Particulars	As at March 31, 2023	(Credit)/charge for the year	As at March 31, 2024
Deferred tax assets :			
Amount allowable on payment basis-employee benefits	1,203	292	1,495
Differences in written down value of Property, Plant and Equipment	89	(60)	29
MAT credit Entitlement	5,344	(4,074)	1,270
Total deferred tax asset	6,636	(3,842)	2,794
Deferred tax liability :			
Differences in written down value of Property, Plant and Equipment	-	-	-
Total deferred tax liability	-	-	-
Net Deferred tax asset recognised in the Balance Sheet	6,636	(3,842)	2,794
Deferred tax impact of OCI related to profit on divestment and changes in fair value of FVOCI equity instruments.			
Particulars	As at March 31, 2022	(Credit)/charge for the year	As at March 31, 2023
Deferred tax liabilities			
Fair valuation of financial assets -Equity instruments	-	-	-
Total deferred tax liability	-	-	-
Deferred tax assets			
Total deferred tax asset	-	-	-
Net Deferred tax liability recognised in Balance Sheet	-	-	-

Notes forming part of consolidated financial statements for the year ended March 31, 2024

(All amounts in INR Thousands, unless otherwise stated)

Particulars	As at March 31, 2023	(Credit)/charge for the year	As at March 31, 2024
Deferred tax liabilities :			
Fair valuation of financial assets -Equity instruments	-	-	-
Total deferred tax liability	-	-	-
Deferred tax assets :	-	-	-
Total deferred tax asset	-	-	-
Net Deferred tax liability recognised in Balance Sheet	-	-	-

30 Discontinued operations		
The Group's Environment business is disclosed as discontinued operations in terms of IND AS 105- "Non-current Assets Held for Sale and Discontinued Operations". The details thereof are as under :		
Particulars	For The Year Ended March 31, 2024	For The Year Ended March 31, 2023
Total Income	448	942
Total Expenses	71	80
Profit/(Loss) before tax	377	862
Tax Expenses	-	(1)
Profit/(Loss) after tax	377	861

31 Financial Instruments						
The Group uses the following hierarchy for determining and disclosing the fair value of financial instruments by valuation technique:						
Level 1: Quoted (unadjusted) prices in active markets for identical assets or liabilities.						
Level 2: Other techniques for which all inputs which have a significant effect on the recorded fair value are observable, either directly or indirectly.						
Level 3: Techniques which use inputs that have a significant effect on the recorded fair value that are not based on observable market data.						
The carrying amounts and fair values of financial instruments by category are as follows:						
A Financial assets		Instruments carried				
Particular	Note no	at fair value		at amortised cost		Total fair value
		At cost	FVOCI Level 1	Carrying amount	Total carrying amount	
As at March 31, 2023						
Investment	6	-	69,979	-	69,979	69,979
Trade receivables	11	-	-	60,973	60,973	60,973
Cash & cash equivalents	12	-	-	48,525	48,525	48,525
Other bank balances	13	-	-	40,535	40,535	40,535
Other financial assets	7, 14	-	-	43,119	43,119	43,119
Total		-	69,979	1,93,152	2,63,131	2,63,131
As at March 31, 2024						
Investment	6	-	48,102	-	48,102	48,102
Trade receivables	11	-	-	82,782	82,782	82,782
Cash & cash equivalents	12	-	-	43,924	43,924	43,924
Other bank balances	13	-	-	66,178	66,178	66,178
Other financial assets	7, 14	-	-	13,390	13,390	13,390
Total		-	48,102	2,06,274	2,54,376	2,54,376

Notes forming part of consolidated financial statements for the year ended March 31, 2024

(All amounts in INR Thousands, unless otherwise stated)

B Financial liabilities	Note no	Instruments carried				
		FVTPL	at fair value		at amortised cost	
			carrying amount and fair value	Carrying amount	Total carrying amount	Total Fair value
As at March 31, 2023						
Non-current liabilities-Financial liabilities						
Lease liabilities	17	-	-	10,476	10,476	10,476
Current liabilities-Financial liabilities						
Lease liabilities	18			3,716	3,716	3,716
Trade payables	19					
Total outstanding dues of micro enterprise and small enterprises		-	-	998	998	998
Total outstanding dues of creditors other than micro enterprises and small enterprises		-	-	8,385	8,385	8,385
Other financial liabilities	20	-	-	1,18,568	1,18,568	1,18,568
Total		-	-	1,42,143	1,42,143	1,42,143

B Financial liabilities	Note no	Instruments carried				
		FVTPL	at fair value		at amortised cost	
			carrying amount and fair value	Carrying amount	Total carrying amount	Total Fair value
As at March 31, 2024						
Non-current liabilities-Financial liabilities						
Lease liabilities	17	-	-	7,025	7,025	7,025
Current liabilities-Financial liabilities						
Lease liabilities	18			3,451	3,451	3,451
Trade payables	19					
Total outstanding dues of micro enterprise and small enterprises		-	-	1,296	1,296	1,296
Total outstanding dues of creditors other than micro enterprises and small enterprises		-	-	7,204	7,204	7,204
Other financial liabilities	20	-	-	99,355	99,355	99,355
Total		-	-	1,18,331	1,18,331	1,18,331

32 Trade Receivables ageing						
As at March 31, 2024						
Particulars	Outstanding for following periods from due date of transactions					Total
	Less than 6 months	6 months - 1 year	1-2 years	2-3 years	More than 3 years	
(i) Undisputed Trade receivables –considered good	82,782	-	-	-	-	82,782
(ii) Undisputed Trade Receivables –which have significant increase in credit risk	-	-	-	-	-	-
(iii) Undisputed Trade Receivables –credit impaired	-	-	-	-	-	-
(iv) Disputed Trade Receivables–considered good	-	-	-	-	-	-
(v) Disputed Trade Receivables – which have significant increase in credit risk	-	-	-	-	-	-
(vi) Disputed Trade Receivables – credit impaired	-	-	-	-	-	-
Total	82,782	-	-	-	-	82,782
Add : Unbilled revenue	-	-	-	-	-	-
	82,782	-	-	-	-	82,782

Notes forming part of consolidated financial statements for the year ended March 31, 2024

(All amounts in INR Thousands, unless otherwise stated)

Particulars	As at March 31, 2023					Total
	Outstanding for following periods from due date of transactions					
	Less than 6 months	6 months - 1 year	1-2 years	2-3 years	More than 3 years	
(i) Undisputed Trade receivables –considered good	59,616	-	-	-	-	59,616
(ii) Undisputed Trade Receivables –which have significant increase in credit risk	-	-	-	-	-	-
(iii) Undisputed Trade Receivables –credit impaired	-	-	-	-	-	-
(iv) Disputed Trade Receivables–considered good	-	-	-	-	-	-
(v) Disputed Trade Receivables – which have significant increase in credit risk	-	-	-	-	-	-
(vi) Disputed Trade Receivables – credit impaired	-	-	-	-	-	-
Total	59,616	-	-	-	-	59,616
Add : Unbilled revenue	1,357	-	-	-	-	1,357
	60,973	-	-	-	-	60,973

33 Trade payable ageing schedule :						
Particulars	As at March 31, 2024					Total
	Outstanding for following periods from due date of transactions					
	Less than 1 year	1-2 years	2-3 years	More than 3 years		
(i) MSME	1,296	-	-	-	1,296	
(ii) Others	7,204	-	-	-	7,204	
(iii) Disputed Dues-MSME	-	-	-	-	-	
(iv) Disputed Dues-Others	-	-	-	-	-	
Total	8,500	-	-	-	8,500	
Particulars	As at March 31, 2023					Total
	Outstanding for following periods from due date of transactions					
	Less than 1 year	1-2 years	2-3 years	More than 3 years		
(i) MSME	998	-	-	-	998	
(ii) Others	8,385	-	-	-	8,385	
(iii) Disputed Dues-MSME	-	-	-	-	-	
(iv) Disputed Dues-Others	-	-	-	-	-	
Total	9,383	-	-	-	9,383	

34 Risk Management**Financial risk management objectives and policies**

The Group's financial risk management is an integral part of how to plan and execute its business strategies. The Group's activity expose it to market risk, liquidity risk, commodity risk and credit risk. In order to minimise any adverse effects on the financial performance of the Group, The Group's financial risk management policy is set by the Chairman along with CFO and governed by overall directions of Board of Directors of the Group.

Market risk is the risk of loss of future earnings, fair values or future cash flows that may result from a change in the price of a financial instrument. The value of a financial instrument may change as a result of changes in the interest rates, foreign currency exchange rates, equity prices and other market changes that affect market risk sensitive instruments. Market risk is attributable to all market risk sensitive financial instruments including investments and deposits, foreign currency receivables, payables and loans and borrowings.

Notes forming part of consolidated financial statements for the year ended March 31, 2024

(All amounts in INR Thousands, unless otherwise stated)

Sr.	Risk	Exposure arising from	Measurement	Management
A	Credit risk	Cash and cash equivalents, trade receivables, financial assets measured at amortised cost.	Ageing analysis Credit ratings	Diversification of bank deposits, credit limits.
B	Liquidity risk	Borrowings and other liabilities	Rolling cash flow forecasts	Availability of bank deposits and timely receipt.
C	Market risk – interest rate	Long-term borrowings at variable rates	Sensitivity analysis	Closely tracks movement of rate changes with the bank.
D	Market risk – foreign exchange	Future commercial transactions recognised financial assets and liabilities not denominated in INR.	Sensitivity analysis	Management tracks foreign currency movements closely
E	Investment risk	Investments	Value of investment	Management of the Group keeps constant liaison and necessary information on timely basis.

A. Credit risk

Credit risk arises from the possibility that the counter party may not be able to settle their obligations as agreed. To manage this, the Group periodically assesses financial reliability of customers, taking into account the financial condition, current economic trends and analysis of historical bad debts and ageing of accounts receivable. Individual credit period and limits are set accordingly. The Group considers the probability of default upon initial recognition of asset and whether there has been a significant increase in credit risk on an ongoing basis through each reporting period. To assess whether there is a significant increase in credit risk the Group compares the risk of default occurring on asset as at the reporting date with the risk of default as at the date of initial recognition. It considers reasonable and supportive forwarding-looking information to decide on this such as:

- Actual or expected significant adverse changes in business
- Actual or expected significant changes in the operating results of the counterparty
- Financial or economic conditions that are expected to cause a significant change to the counterparty's ability to meet its obligations
- Significant increase in credit risk on other financial instruments of the same counterparty.

The Group categorises financial assets based on the assumptions, inputs and factors specific to the class of financial assets into High-quality assets, negligible credit risk; Quality assets, low credit risk; Standard assets, moderate credit risk; Substandard assets, relatively high credit risk; Low quality assets, very high credit risk; Doubtful assets, credit-impaired.

Financial assets are written off when there is no reasonable expectations of recovery, such as a debtor failing to engage in a repayment plan with the Group. The Group categorises a loan or receivable for write off when a debtor fails to make contractual payments greater than one year past due. Where loans or receivables have been written off, the Group continues engage in enforcement activity to attempt to recover the receivable due. Where recoveries are made, these are recognized in profit or loss.

Trade receivables under simplified approach is as under :

Due from the date of invoice	As At March 31, 2024	As At March 31, 2023
0-12 months	82,782	60,973
beyond 12 months	-	-
Total	82,782	60,973

Information about major customers

Revenue from Software and IT enabled services to largest customers (greater than 10% of total services) is Rs. **161,236** Thousands (Previous Year Rs. 120,551 Thousands)

B. Liquidity risk

Liquidity risk is defined as the risk that the Group will not be able to settle or meet its obligations on time, or at a reasonable price.

The Group's liquidity, funding as well as settlement management processes policies and such related risk are overseen by management. Management monitors the Group's net liquidity position through rolling forecasts on the basis of expected cash flows.

Contractual maturity patterns of Financial Liabilities

Particulars	0-12 Months As At	0-12 Months As At
	March 31, 2024	March 31, 2023
Trade Payable	8,500	9,383
Other financial liabilities	99,355	1,18,568
Total	1,07,855	1,27,951

Notes forming part of consolidated financial statements for the year ended March 31, 2024

(All amounts in INR Thousands, unless otherwise stated)

C. Market risk-interest rate risk

Interest rate risk is the risk that the fair value of future cash flows of the financial instruments will fluctuate because of changes in market interest rates. In order to optimize the Group's position with regards to interest income and interest expenses and to manage the interest rate risk, Group performs a comprehensive corporate interest rate risk management by balancing the proportion of fixed rate and floating rate financial instruments in its total portfolio.

D. Market risk-foreign currency risk

The Group accrue all of its revenue in US Dollars and its expenditure is incurred in the Indian Rupees. Therefore there is risk exposure due to adverse fluctuation of exchange rate between the US Dollar and the Indian Rupees. In order to mitigate the risk the management tracks foreign currency movement closely.

Foreign currency exposure

Particulars	USD in Thousands		In INR	
	2023-24	2022-23	2023-24	2022-23
Open Foreign Exchange Exposures - Receivable	\$ 993	\$ 742	82,782	60,973

Foreign currency risk sensitivity

A change of 1% in foreign currency exchange rate would have following impact on profit before tax for the year:

Particulars	2023-24		2022-23	
	1% Increase	1% decrease	1% Increase	1% decrease
US\$ to Indian Rs.	828	(828)	610	(610)
Increase / (decrease) in profit or loss	828	(828)	610	(610)

Derivative financial instruments

The Group has not entered into any derivative financial instruments during the current year and previous year.

35 Capital risk management

- A The Group's objectives when managing capital are to safeguard their ability to continue as a going concern, so that they can continue to provide returns for shareholders and benefits for other stakeholders and to maintain an optimal capital structure to reduce the cost of capital. The Group monitors capital on the basis of the following debt equity ratio:

Particulars	0-12 Months	0-12 Months
	As At	As At
	March 31, 2024	March 31, 2023
Debt including interest free advance from a related party	96,705	1,15,918
Total Equity	2,28,422	2,25,897
Debt to Total Equity	0.42	0.51

Group believes in conservative leverage policy. Its debt equity ratio is lower than the industry average.

Group's moderate capex plan over the medium term shall be largely funded through internal accruals and suppliers credit.

- B The Group follows the policy as decided by Board of directors considering financial performance, available resources, other internal and external factors and upon recommendation from Audit Committee for the declaration of dividend.

Notes forming part of consolidated financial statements for the year ended March 31, 2024

(All amounts in INR Thousands, unless otherwise stated)

36 Disclosure pursuant to Ind AS - 19 "employee benefits"

i) Gratuity: In accordance with the applicable laws, the Group provides for gratuity, a defined benefit retirement plan ("The Gratuity Plan") covering eligible employees. The gratuity plan provides for a lump sum payment to vested employees on retirement (subject to completion of five years of continuous employment), death, incapacitation or termination of employment that are based on last drawn salary and tenure of employment.

Liabilities with regard to the gratuity plan are determined by actuarial valuation on the reporting date and the Group makes annual contribution to the gratuity fund administered by life Insurance companies under their respective group gratuity schemes.

The disclosure in respect of the defined gratuity plan are given below :

Particular	March 31, 2024	March 31, 2023
A. Balance sheet		
Defined benefit plans		
Present value of plan liabilities	9,476	8,678
Less Fair value of plan assets	6,898	6,376
Asset/(Liability) recognised	(2,578)	(2,302)
B. Movements in plan liabilities & assets		
i) Present value of obligations		
Opening Balance	8,678	7,009
Current service cost	659	851
Past service cost	-	-
Interest cost	647	515
Actuarial (gain)/loss arising from changes in demographic assumptions	-	(278)
Actuarial (gain)/loss arising from changes in financial assumptions	247	(93)
Actuarial (gain)/loss arising from experience adjustments	1,159	711
Benefit payments	(1,914)	(37)
Closing balance	9,476	8,678
ii) Fair Value of Plan assets		
Opening Balance	6,376	5,910
Interest income	476	434
Return on plan assets excluding amounts included in net finance income/cost	(144)	(92)
Employer contributions	2,105	161
Benefit payments	(1,914)	(37)
Closing balance	6,898	6,376
The liabilities are split between different categories of plan participants as follows:		
• active members - 405 (2022-23 : 183)		
C. Statement of profit and loss		
i) Employee benefit expenses:		
Current service cost	659	851
Interest cost/(income)	172	81
Total amount recognised in Statement of profit & loss	831	932
ii) Remeasurement of the net defined benefit liability:		
Actuarial (Gains)/Losses on Obligation For the year	1,406	340
Return on Plan Assets, Excluding Interest Income	144	92
Total amount recognised in Other Comprehensive Income	1,550	432

Notes forming part of consolidated financial statements for the year ended March 31, 2024

(All amounts in INR Thousands, unless otherwise stated)

D. Assumptions

With the objective of presenting the plan assets and plan liabilities of the defined benefits plans at their fair value on the balance sheet, assumptions under Ind AS 19 are set by reference to market conditions at the valuation date.

The significant actuarial assumptions were as follows:

Particular	2024	2023
	March 31, 2024	March 31, 2023
Financial Assumptions		
Discount rate	7.19%	7.46%
Expected rate of return on plan assets	7.19%	7.46%
Salary escalation rate	5.00%	5.00%
Rate of Employee Turnover		
- For service 4 years and below	40.00%	40.00%
- For service 5 years and above	2.00%	2.00%
Mortality Rate During Employment : Indian Assured Lives Mortality	2012-14 (Urban)	2012-14 (Urban)

E. Sensitivity

The sensitivity of the overall plan liabilities to changes in the weighted key assumptions are:

Impact on defined benefit obligation	Increase / (Decrease) in liability	
	As at March 31, 2024	As at March 31, 2023
Projected benefit obligation on current assumptions	9,476	8,678
+1% Change in rate of discounting	(863)	(779)
-1% Change in rate of discounting	1,013	914
+1% Change in rate of Salary increase	895	928
-1% Change in rate of Salary increase	(816)	(803)
+1% Change in Attrition Rate	196	196
-1% Change in Attrition Rate	(224)	(223)

The sensitivity analysis have been determined based on reasonably possible changes of the respective assumptions occurring at the end of the reporting period, while holding all other assumptions constant. The sensitivity analysis presented above may not be representative of the actual change in the projected benefit obligation as it is unlikely that the change in assumptions would occur in isolation of one another as some of the assumptions may be correlated.

Furthermore, in presenting the above sensitivity analysis, the present value of the projected benefit obligation has been calculated using the projected unit credit method at the end of the reporting period, which is the same method as applied in calculating the projected benefit obligation as recognised in the balance sheet.

F. Maturity Analysis of the Benefit Payments: From the Fund

Particulars	As at March 31, 2024	As at March 31, 2023
Projected Benefits Payable in Future Years From the Date of Reporting		
1st Following Year	1,376	1,114
2nd Following Year	255	246
3rd Following Year	265	255
4th Following Year	420	266
5th Following Year	287	1,230
Sum of Years 6 To 10	2,529	2,153
Sum of Years 11 and above	18,057	16,613

- ii) Compensated Absences: The Group permits encashment of compensated absence accumulated by their employees on retirement or separation from service. The liability in respect of the Group, for outstanding balance of leave at the balance sheet date is determined and provided on the basis of actuarial valuation as at the balance sheet date performed by an independent actuary.
- iii) The Code on Social Security, 2020 ('Code') relating to employee benefits during employment and post-employment benefits has been published in the Gazette of India. However, the date on which the Code will come into effect has not been notified. The Group will assess the impact of the Code and recognise the same when the Code becomes effective.

Notes forming part of consolidated financial statements for the year ended March 31, 2024

(All amounts in INR Thousands, unless otherwise stated)

37 Earnings per share (EPS)

Particulars	2023-24	2022-23
Net profit/(loss) as per statement of profit and loss after tax :		
Continuing operations	26,485	44,832
Discontinued operations	377	861
Continuing operations and Discontinued operations	26,862	45,693
Weighted average number of equity shares	1,25,94,972	1,25,94,972
Nominal value of equity shares (in nos.)	10	10
Basic and Diluted earnings per share :		
Continuing Operations	2.10	3.56
Discontinued Operations	0.03	0.07
Continuing and Discontinued Operations	2.13	3.63

38 Contingent liabilities not provided for :

Particulars	2023-24	2022-23
Fixed deposit pledged against credit card facilities	1,000	1,201

The Group does not have any pending litigations as at March 31, 2024 and as at March 31, 2023

39 Lease details

The Group has given leasehold building on rent. The future rental income receivables as per the terms of the agreement are as follows:

Particulars	2023-24	2022-23
- within one year	12,095	11,519
- later than one year and not later than five years	34,034	46,129

40 Disclosure on related party transactions**Name of related parties and description of relationship:**

Associates /Entities in which KMPs are interested /Key Managerial Personnels (KMP) and their relatives with whom transactions have been entered during the year in the ordinary course of Business:

Parties in which KMP/relatives of KMP exercise significant influence:

HGM Fund
HOVG, LLC dba Bay Area Credit Service, LLC
SourceHOV, LLC
Exela Technologies India Private Limited
Rule 14 LLC
Exela Technologies, Inc (USA)

Directors/Key Managerial Personnels (KMP) :

Mr. Parvinder S Chadha¹
Mr. Sunil Rajadhyaksha
Mr. Vikram Negi²
Mr. Surinder Rametra³
Mr. Nilesh Bafna
Mr. Bhuvanesh Sharma
¹Effective November 11, 2022 appointed as the Chairman & Executive Director
²Effective November 11, 2022 ceases to be the Chairman
³Effective November 11, 2022 step down from the office of Executive Director

Non Executive Directors :

Mrs. Lakshmi Kumar
Mr. Harjit Singh Anand
Mr. Ajay Puri

Notes forming part of consolidated financial statements for the year ended March 31, 2024

(All amounts in INR Thousands, unless otherwise stated)

During the year, the following transactions were carried out with the above related parties in the ordinary course of business and outstanding balances :

Name of the Party	Nature of Transactions	For the year ended March 31, 2024	For the year ended March 31, 2023
SourceHOV, LLC	Services provided	1,43,351	1,03,142
HOVG, LLC dba Bay Area Credit Service, LLC	Services provided	17,885	17,408
Exela Technologies India Private Limited	Rent received	11,519	11,284
	Reimbursement of expenses	2,216	2,052
Exela Technologies, Inc (USA)	Dividned income	-	18,697
HGM Fund	Repayment of advance	(20,765)	-
Mr. Parvinder S Chadha	Managerial remuneration	8,400	2,800
Mrs. Lakshmi Kumar	Sitting fees	570	510
Mr. Harjit Singh Anand	Sitting fees	510	600
Mr. Ajay Puri	Sitting fees	510	510
Mr. Nilesh Bafna	Salary (including perquisites)	4,440	3,738
Mr. Bhuvanesh Sharma	Salary (including perquisites)	3,809	3,215
Mrs. Rekha Sharma	Car rental	180	180
Mr. Dinesh Bafna	Car rental	180	180

Name of the Party	Nature of Balances	As at March 31, 2024	As at March 31, 2023
SourceHOV, LLC	Trade receivables	73,777	50,737
	Unbilled revenue	-	1,357
HOVG, LLC dba Bay Area Credit Service, LLC	Trade receivables	9004	8879
HGM Fund	Advance refundable	93,871	113,122
Rule 14 LLC	Advance refundable	2,835	2,795
Exela Technologies India Private Limited	Deposit refundable	2,650	2,650
Mr. Parvinder S Chadha	Remuneration payable	490	2,800
Mr. Sunil Rajadhyaksha	Remuneration payable	415	178
Mrs. Lakshmi Kumar	Sitting Fees Payable	27	27
Mr. Harjit Singh Anand	Sitting Fees Payable	27	-
Mr. Ajay Puri	Sitting Fees Payable	27	-
Mrs. Rekha Sharma	Car rental payable	15	15
Mr. Dinesh Bafna	Car rental payable	15	15

Notes:

- Related party relationship is as identified by the management and relied upon by the auditors.
- No amounts in respect of related parties have been written off/ written back during the year and has not made any provision for doubtful debts/ receivable.
- Related party transactions have been disclosed on basis of value of transactions in terms of the respective contracts
- The Company enters into transactions with these related parties in the ordinary course of business at market rates and terms.

41 The Group's lease assets classes primarily consist of leases for buildings.

The Group has used following practical expedient when applying IND AS 116 to leases :

- The Group did not recognize Right to Use and lease liabilities for lease for which the lease terms ends within 12 months on the date of transaction and low value assets
- The weighted average lessee's incremental borrowing rate applied to the lease liabilities is 10% On transition to the IND As 116, the impact thereof is as follows :

Notes forming part of consolidated financial statements for the year ended March 31, 2024

(All amounts in INR Thousands, unless otherwise stated)

Particulars	As at March 31, 2024	As at March 31, 2023
Right of Use - assets	9,426	13,551
Lease Liabilities	10,476	14,192
Following is the movement in lease liabilities		
Opening Balance	14,192	23,740
Additions	-	-
Interest accrued during the year	1,287	1,595
Deletions	-	(5,286)
Payment of Lease liabilities	(5,003)	(5,857)
Closing Balance	10,476	14,192
- Current lease liabilities	3,451	3,716
- Non Current lease liabilities	7,025	10,476
Breakup of the contractual maturities of lease liabilities on an undiscounted basis:		
Less than one year	8,223	5,004
One to five years	15,459	12,064
More than five years	-	-
Short term lease expense incurred :		
Rental expense	-	-
Vehicle Expense	1,140	1,100

42 Assets provided as security

The carrying amounts of assets provided as security for current and non-current borrowings are:

Particulars	As At March 31, 2024	As At March 31, 2023
Financial Assets :		
Fixed deposit with banks (earmarked)	1,000	1,201
Total	1,000	1,201

43 Payment to auditors of Holding Company

Particulars	2023-24	2022-23
<i>(Excluding Taxes)</i>		
Audit fees	500	500
Limited review fees	300	300
Certification fees	150	165
Reimbursement of expenses	23	17
Total payment to auditors	973	982

44 Segment Reporting :

The Group has disclosed its Environment Business as discontinued operations (Refer note 30). Hence it has only one reportable segment in terms of requirement of IND AS 108 i.e. 'Software and IT Enabled services' in Operating Segments.

- 45** Certain financial assets and financial liabilities are subject to formal confirmations and reconciliations, if any. The Management, however, is confident that the impact whereof for the year on the financial statements will not be material.

Notes forming part of consolidated financial statements for the year ended March 31, 2024

(All amounts in INR Thousands, unless otherwise stated)

46 Ratios

The ratios for the years ended March 31, 2024 and March 31, 2023 are as follows:

Particular	Numerator / Denominator	2023-24	2022-23	Variance (in %)
(a) Current Ratio	Total of Current Assets Total of Current liabilities	1.63	1.11	46.4
(b) Debt Service Coverage Ratio	Profit/(Loss) before exceptional items and tax Debt Service (Borrowings+ Interest payable)	NA	NA	NA
(c) Return on Equity Ratio	Profit/(Loss) after tax Total Equity	0.12	0.20	(41.6)
(d) Trade Receivables Turnover Ratio	Revenue from Operations Average Trade Receivables	2.24	2.13	5.1
(e) Trade Payable Turnover Ratio	Purchase of services and other expenses Average trade payable	15.02	11.91	26.2
(f) Net Capital Turnover Ratio	Revenue from Operations Working capital	2.10	7.49	(71.9)
(g) Net Profit Ratio	Net profit after tax but before exceptional item Revenue from Operations	0.16	0.37	(55.8)
(h) Return on Capital Employed	Profit/(Loss) before interest, tax and exceptional item Capital employed (total assets less current liabilities)	0.16	0.24	(32.3)
(i) Return on Investment	Income from investments Cost of investments	-	0.27	NA

Note :- Detail explanations for the ratios with significant changes (i.e. change of 25% or more as compared to the immediately previous financial year) in the above mentioned ratios

- (a) Due to Increase in financial assets as cash generation from operating activities during the year and increase in trade receivable due to increase in turnover.
- (c) Due to additional dividend income received on investment during the last year and current year Nil.
- (e) Due to increase in employee cost corresponding to increase in turnover during the current year.
- (f) Due to increase in working capital as stated above and increase in turnover, net capital turnover ratio gone down in current year.
- (g) Net profit increased last year mainly due to receipt of dividend income on investment which was nil during the year
- (h) Due to decrease in profit during the year compared to last year due to dividend income last year.
- (i) Dividend received during the last year on investment and nil in current year.

Notes forming part of consolidated financial statements for the year ended March 31, 2024

(All amounts in INR Thousands, unless otherwise stated)

- 47 a) There are no transactions or balance with struck off companies
- b) No proceeding has been initiated or pending against the Group for holding any Benami property under the Benami Transactions (Prohibition) Act, 1988, as amended, and rules made thereunder.
- c) The Group does not have any charges or satisfaction which is yet to be registered with ROC beyond the statutory period.
- d) The Group has not traded or invested in Crypto currency or Virtual Currency during the financial year
- e) There were no transactions relating to previously unrecorded income that have been surrendered and disclosed as income during the year in the tax assessments under the Income Tax Act, 1961.
- f) The Group has not advanced or loaned to or invested in funds to any other person(s) or entity(is), including foreign entities (Intermediaries) with the understanding that the Intermediary shall:
- (i) directly or indirectly lend to or invest in other persons or entities identified in any manner whatsoever by or on behalf of the company (Ultimate Beneficiaries) or
- (ii) provide any guarantee, security or the like to or on behalf of the Ultimate Beneficiaries
- g) The Group has not received any fund from any person(s) or entity(is), including foreign entities (Funding Party) with the understanding (whether recorded in writing or otherwise) that the Group shall
- (i) directly or indirectly lend to or invest in other persons or entities identified in any manner whatsoever by or on behalf of the Funding Party (Ultimate Beneficiaries) or
- (ii) provide any guarantee, security or the like on behalf of the Ultimate Beneficiaries
- 48 Previous years' figures have been regrouped/reclassified wherever necessary to conform to the current year's classification.

Signature to Notes 1 - 48

For and on behalf of the Board

Parvinder S Chadha
 Chairman & Executive Director
 (DIN: 00018468)
 Place : Pune
 Date : May 28, 2024

Sunil Rajadhyaksha
 Executive Director
 (DIN:00011683)
 Place : Pune
 Date : May 28, 2024

Bhuvanesh Sharma
 VP-Corporate Affairs
 & Company Secretary
 Place : Pune
 Date : May 28, 2024

Nilesh Bafna
 Chief Financial Officer
 Place : Pune
 Date : May 28, 2024

AUDITORS' REPORT ON CONSOLIDATED FINANCIAL STATEMENT

CONSOLIDATED FINANCIAL STATEMENTS

Notes to Consolidated Financial Statements for the year ended March 31 2024

Amt. in Lakhs

Name of Entity	Net Assets, i.e. Total Assets minus total liabilities		Share in Profit or Loss	
	As % of Consolidated Net Assets	Amount	As % of Consolidated Profit or Loss	Amount
Parent				
HOV Services Limited	226.77%	5,180.86	900.41%	259.41
Indian Subsidiaries				
HOV Environment Solutions Private Limited	-49.39%	(1,128.23)	-0.97%	(0.28)
Foreign Subsidiaries				
HOVS LLC	-70.02%	(1,599.42)	-794.20%	(228.81)
HOVS Holding Limited	0.00%	-	0.00%	-
HOV Environment LLC	-7.36%	(168.19)	-5.24%	(1.51)

INDEPENDENT AUDITOR'S REPORT

To The Members of HOV Services Limited Report on the Audit of Standalone Financial Statements

Opinion

We have audited the accompanying standalone financial statements of **HOV Services Limited** ("the Company"), which comprise the Balance Sheet as at March 31, 2024, the Statement of Profit and Loss, Other Comprehensive Income, Statement of Changes in Equity and the Cash Flow Statement for the year then ended, and notes to the standalone financial statements including a summary of the material accounting policies and other explanatory information.

In our opinion and to the best of our information and according to the explanations given to us, the aforesaid financial statements give the information required by the Companies Act, 2013 (the Act) in the manner so required and give a true and fair view in conformity with the Indian Accounting Standards prescribed under Section 133 of the Act read with Companies (Indian Accounting Standards) Rules, 2015, as amended, ("Ind AS") and other accounting principles generally accepted in India, of the state of affairs of the Company as at March 31, 2024, its profit, other comprehensive income, changes in equity and its cash flows for the year ended on that date.

Basis for Opinion

We conducted our audit in accordance with the Standards on Auditing (SAs) specified under Section 143(10) of the Act. Our responsibilities under those Standards are further described in the *Auditor's Responsibilities for the Audit of the Financial Statements* section of our report. We are independent of the Company in accordance with the Code of Ethics issued by the Institute of Chartered Accountants of India (ICAI) together with the ethical requirements that are relevant to our audit of the standalone financial statements under the provisions of the Act and the Rules made thereunder, and we have fulfilled our other ethical responsibilities in accordance with these requirements and the Code of Ethics.

We believe that the audit evidence we have obtained is sufficient and appropriate to provide a basis for our audit opinion on the standalone financial statements.

Key Audit Matters

Key audit matters are those matters that, in our professional judgment, were of most significance in our audit of the standalone financial statements of the current year. These matters were addressed in the context of our audit of the standalone financial statements as a whole, and in forming our opinion thereon, and we do not provide a separate opinion on these matters.

We have determined that there are no key audit matters to communicate in our report.

Information Other than the Standalone Financial Statements and Auditor's report thereon

The Company's Board of Directors is responsible for the preparation of other information. The Other information comprises the information included in the Management Discussion and Analysis, Board's Report including Annexures to the Board report, Corporate Governance report and Shareholder's information, but does not include the standalone financial statement and our auditor's report thereon.

Our opinion on the standalone financial statements does not cover the other information and we do not express any form of assurance conclusion thereon.

In connection with our audit of the standalone financial statements, our responsibility is to read the other information and, in doing so, consider whether the other information is materially inconsistent with the standalone financial

statements or our knowledge obtained during the course of our audit or otherwise appears to be materially misstated.

If, based on the work we have performed, we conclude that there is a material misstatement of this other information, we are required to report that fact. We have nothing to report in this regard.

Responsibilities of Management and those charged with Governance for the Standalone Financial Statements

The Company's Board of Directors is responsible for the matters stated in Section 134(5) of the Act with respect to the preparation of these standalone financial statements that give a true and fair view of the financial position, financial performance, other comprehensive income, changes in equity and cash flows of the Company in accordance with the accounting principles generally accepted in India, including the accounting Standards specified under Section 133 of the Act, read with Rule 7 of the Companies (Account) Rules, 2014.

This responsibility also includes maintenance of adequate accounting records in accordance with the provisions of the Act for safeguarding of the assets of the Company and for preventing and detecting frauds and other irregularities; selection and application of appropriate accounting policies; making judgments and estimates that are reasonable and prudent; and design, implementation and maintenance of adequate internal financial controls, that were operating effectively for ensuring the accuracy and completeness of the accounting records, relevant to the preparation and presentation of the financial statements that give a true and fair view and are free from material misstatement, whether due to fraud or error.

In preparing the financial statements, the Management is responsible for assessing the Company's ability to continue as a going concern, disclosing, as applicable, matters related to going concern and using the going concern basis of accounting unless management either intends to liquidate the Company or to cease operations, or has no realistic alternative but to do so.

The Board of Directors are also responsible for overseeing the Company's financial reporting process.

Auditor's Responsibilities for the Audit of the Standalone Financial Statements

Our objectives are to obtain reasonable assurance about whether the standalone financial statements are free from material misstatement, whether due to fraud or error, and to issue an auditor's report that includes our opinion. Reasonable assurance is a high level of assurance but is not a guarantee that an audit conducted in accordance with SAs will always detect a material misstatement when it exists.

Misstatements can arise from fraud or error and are considered material if, individually or in the aggregate, they could reasonably be expected to influence the economic decisions of users taken on the basis of these standalone financial statements.

As part of an audit in accordance with SAs, we exercise professional judgment and maintain professional skepticism throughout the audit. We also:

- Identify and assess the risks of material misstatement of the financial statements, whether due to fraud or error, design and perform audit procedures responsive to those risks, and obtain audit evidence that is sufficient and appropriate to provide a basis for our opinion. The risk of not detecting a material misstatement resulting from fraud is higher than for one resulting from error, as fraud may involve collusion, forgery, intentional omissions, misrepresentations, or the override of internal control.
- Obtain an understanding of internal control relevant to the audit in order to design audit procedures that are appropriate in the circumstances. Under Section 143(3)(i) of the Act, we are also responsible for expressing our opinion on whether the Company has adequate internal financial control system in place and the operating effectiveness of such controls.

- Evaluate the appropriateness of accounting policies used and the reasonableness of accounting estimates and related disclosures made by the management.
- Conclude on the appropriateness of Management's use of the going concern basis of accounting and, based on the audit evidence obtained, whether a material uncertainty exists related to events or conditions that may cast significant doubt on the entity's ability to continue as a going concern. If we conclude that a material uncertainty exists, we are required to draw attention in our auditor's report to the related disclosures in the standalone financial statements or, if such disclosures are inadequate, to modify our opinion. Our conclusions are based on the audit evidence obtained up to the date of our auditor's report. However, future events or conditions may cause the entity to cease to continue as a going concern.
- Evaluate the overall presentation, structure and content of the standalone financial statements, including the disclosures, and whether these standalone financial statements represent the underlying transactions and events in a manner that achieves fair presentation.

Materiality is the magnitude of misstatements in the standalone financial statements that individually or in aggregate makes it probable that the economic decisions of a reasonably knowledgeable user of the financial statements may be influenced. We consider quantitative materiality and qualitative factors in (i) planning the scope of our audit work and in evaluating the results of our work and (ii) to evaluate the effect of any identified misstatements in the financial statements.

We communicate with those charged with governance regarding, among other matters, the planned scope and timing of the audit and significant audit findings, including any significant deficiencies in internal control that we identify during our audit.

We also provide those charged with governance with a statement that we have complied with relevant ethical requirements regarding independence, and to communicate with them all relationships and other matters that may reasonably be thought to bear on our independence, and where applicable, related safeguards.

From the matters communicated with those charged with governance, we determine those matters that were of most significance in the audit of the financial statements of the current year and are therefore the key audit matters. We describe these matters in our auditor's report unless law or regulation precludes public disclosure about the matter or when, in extremely rare circumstances, we determine that a matter should not be communicated in our report because the adverse consequences of doing so would reasonably be expected to outweigh the public interest benefits of such communication.

Report on Other Legal and Regulatory Requirements

1. Pursuant to the Companies (Auditor's Report) Order, 2020 ("the Order"), issued by the Central Government of India in terms of sub-section (11) of Section 143 of the Act, we give in the Annexure "A" a statement on the matters specified in paragraphs 3 and 4 of the Order.
2. As required by Section 143(3) of the Act, we report that:
 - (a) We have sought and obtained all the information and explanations which to the best of our knowledge and belief were necessary for the purposes of our audit.
 - (b) In our opinion, proper books of account as required by law have been kept by the Company so far as it appears from our examination of those books and records except for the matters stated in the paragraph 2 (h) (vi) below on reporting under Rule 11(g).
 - (c) The Balance sheet, the Statement of Profit & Loss, Other Comprehensive Income, Statement of Changes in Equity and the Cash Flow Statement dealt with by this Report are in agreement with the books of account.

- (d) In our opinion, the aforesaid standalone financial statements comply with the Accounting Standards specified under Section 133 of the Act, read with Rule 7 of the Companies (Account) Rules, 2014.
- (e) On the basis of the written representation received from the directors as on March 31, 2024 taken on record by the Board of Directors, none of the directors is disqualified as on March 31, 2024 from being appointed as a Directors in terms of Section 164(2) of the Act.
- (f) With respect to the adequacy of the internal financial controls over financial reporting of the Company and the operating effectiveness of such controls, refer to our separate Report in Annexure “B”.
- (g) In our opinion and to the best of our information and according to the explanations given to us, during the year, managerial remuneration provided/paid for by the Company is in accordance with the provisions of Section 197 of the Act.
- (h) With respect to the matters to be included in the Auditor's report in accordance with the Rule 11 of the Companies (Audit and Auditors) Rules, 2014, in our opinion and to the best of our information and according to the explanations given to us:
- i. The Company does not have any pending litigations which would impact its financial position in its standalone financial statements. [Refer Note 37]
 - ii. The Company did not have any long-term contracts including derivative contracts for which there were any material foreseeable losses.
 - iii. There are no amount which is required to be transferred to the Investor Education and Protection Fund by the Company.
 - iv.
 - a) The management has represented that, to the best of their knowledge and belief, other than as disclosed in the standalone financial statements, no funds, (which are material either individually or in the aggregate) have been advanced or loaned or invested (either from borrowed funds or share premium or any other sources or kind of funds) by the Company to or in any other person or entity, including foreign entity (“Intermediaries”), with the understanding, whether recorded in writing or otherwise, that the Intermediary shall, whether, directly or indirectly lend or invest in other persons or entities identified in any manner whatsoever by or on behalf of the Company (“Ultimate Beneficiaries”) or provide any guarantee, security or the like on behalf of the Ultimate Beneficiaries. [Refer Note 46(f)]
 - b) The management has represented, that, to the best of their knowledge and belief other than as disclosed in the standalone financial statements, no funds (which are material either individually or in the aggregate) have been received by the Company from any person or entity, including foreign entity (“Funding Parties”), with the understanding, whether recorded in writing or otherwise, that the Company shall, whether, directly or indirectly, lend or invest in other persons or entities identified in any manner whatsoever by or on behalf of the Funding Party (“Ultimate Beneficiaries”) or provide any guarantee, security or the like on behalf of the Ultimate Beneficiaries. [Refer Note 46(g)]
 - c) Based on the audit procedures that have been considered reasonable and appropriate in the circumstances, nothing has come to our notice that has caused us to believe that the representation under sub clause (i) and (ii) of Rule 11(e) of The Companies (Audit and Auditors) Rules, 2014, as provided under (a) and (b) above, contains any material misstatement.
 - v. The Company has not declared or paid dividend during the financial year 2023-24 and hence reporting under Rule 11 (f) of Companies (Audit and Auditors) Rules, 2014 is not applicable.

- vi. Based on our examination which included test checks, the Company has used accounting software for maintaining its books of account which has a feature of recording audit trail (edit log) facility and the same has operated throughout the year for all relevant transactions recorded in the software except that, audit trail feature is not enabled for direct changes to data in the underlying database and in the application when using certain privileged access rights. Further, during the course of our audit we did not come across any instance of audit trail feature being tampered with in respect of the accounting software.

As proviso to Rule 3(1) of the Companies (Accounts) Rules, 2014 is applicable from April 1, 2023, reporting under Rule 11(g) of the Companies (Audit and Auditors) Rules, 2014 on preservation of audit trail as per the statutory requirements for record retention is not applicable for the financial year ended March 31, 2024.

For **Lodha & Co LLP**

Firm Registration No. – 301051E/E300284

Chartered Accountants

R.P. Baradiya

Partner

Membership No. **044101**

UDIN: **24044101BKCLSF5132**

Place: Mumbai

Date : May 28,2024

Annexure “A” referred to in “Report on Other Legal and Regulatory Requirements” section of our report to the Members of HOV Services Limited for the year ended March 31, 2024:

On the basis of such checks as we considered appropriate and according to the information and explanations given to us during the course of our audit, we state that:

- i. a. In respect of Company's Property, Plant and Equipment (PPE), Investment Property and Intangible Assets:
 - A. The Company has maintained proper records, showing full particulars, including quantitative details and situation of PPE, Investment Property, and relevant details of right-to-use assets.
 - B. The Company has maintained proper records showing full particulars of intangible assets.
- b. According to the information and explanations given to us and on the basis of our examination of the records of the Company, the Company has physically verified all its PPE and Investment Property. In our opinion, the frequency of verification is reasonable considering the size of the Company and nature of its PPE and Investment Property. According to the information and explanations given to us, no material discrepancies were noticed on such verification.
- c. According to the information and explanations given to us and on the basis of our examination of the records of the Company, the title deeds (long term lease deeds) of leasehold immovable property, included under investment property in the financial statements (other than properties where the Company is lessee and lease agreements are duly executed in favour of the Company), are held in the name of the Company.
- d. The Company has not revalued any of its PPE (including right- of-use assets and Investment Property) and intangible assets during the year and hence reporting under clause 3(i)(d) of the Order is not applicable to the Company.
- e. According to the information and explanations given to us and on the basis of our examination of the books and records of the Company, neither any proceedings have been initiated during the year nor are pending as at March 31, 2024 for holding any benami property under the Benami Transactions (Prohibition) Act, 1988, as amended, and rules made thereunder and hence reporting under clause 3(i)(e) of the Order is not applicable to the Company. (Refer note 46(b))
- ii. a. The Company does not hold any inventory and hence reporting under clause 3 (ii) (a) of the Order is not applicable to the Company.
- b. According to the information and explanations given to us, the Company has not been sanctioned working capital limit in excess of Rs. 5 crores on the basis of security of current assets, in aggregate, at any point of time during the year from banks and financial institutions and hence reporting under clause 3(ii)(b) of the Order is not applicable to the Company.
- iii. In respect of Investment in, provided any guarantee or security or granted any loans or advances in the nature of loans, secured or unsecured, to companies, firms, Limited Liability Partnerships or any other parties:
 - (a) The Company has not provided any loans or advances in the nature of loans or stood guarantee or provided security to any other entity during the year and hence reporting under clause 3(iii)(a) is not applicable to the Company.
 - (b) According to the information and explanations given to us, during the year, the Company has not made any investment and hence reporting under clause 3(iii)(b) of the Order is not applicable to the Company.
 - (c) According to the information and explanations given to us and on the basis of our examination of the records of

- the Company, during the year, the Company has not given any loans or advances in the nature of loans to any party and hence reporting under clause 3(iii)(c) of the Order is not applicable to the Company.
- (d) According to the information and explanations given to us and on the basis of our examination of the records of the Company, there is no overdue amount for more than ninety days in respect of loans given. Further, the Company has not given any advances in the nature of loans to any party during the year and hence reporting under clause 3(iii)(d) of the Order is not applicable to the Company.
- (e) According to the information and explanations given to us and on the basis of our examination of the records of the Company, there is no loan falling due during the year, which has been renewed or extended or fresh loans granted to settle the overdues of existing loans given to same parties and hence reporting under clause 3(iii)(e) of the Order is not applicable to the Company.
- (f) According to the information and explanations given to us and on the basis of our examination of the records of the Company, during the year, the Company has not granted any loans or advances in the nature of loans either repayable on demand or without specifying any terms or period of repayment and hence reporting under clause 3(iii)(f) of the Order is not applicable to the Company.
- iv. According to the information and explanations given to us and based on our examination of the records of the Company, the Company has complied with the provisions of Section 185 and 186 of the Act, to the extent applicable with respect to the investments made and loans given. The Company has not provided any guarantee and security.
- v. In our opinion and according to the information and explanations given to us, no deposits or amounts which are deemed to be deposits within the meaning of Section 73 to 76 or any other relevant provisions of the Act and the Companies (Acceptance of Deposits) Rules, 2014 have been accepted by the Company and hence reporting under clause 3(v) of the Order is not applicable to the Company.
- vi. According to the information and explanations given to us, the maintenance of cost records has not been prescribed by the Central Government under Section 148 (1) of the Act for any of the activities of the Company and hence reporting under clause 3(vi) of the Order is not applicable to the Company.
- vii. (a) According to the information and explanations given to us and on the basis of our examination of the records, the Company is regular in depositing undisputed statutory dues including Goods and Services tax, provident fund, employees' state insurance, income tax, sales tax, custom duty, duty of excise, value added tax, cess and other statutory dues during the year with the appropriate authorities. No undisputed amounts payable in respect of the aforesaid statutory dues were outstanding as at the last day of the financial year for a period of more than six months from the date they became payable.
- (b) According to the information and explanations given to us and on the basis of our examination of the records, there are no statutory dues mentioned in clause vii (a) above which have not been deposited on account of any dispute.
- viii. According to the information and explanations given to us and on the basis of our examination of the records of the Company, there were no transactions relating to previously unrecorded income that have been surrendered or disclosed as income during the year in the tax assessments under the Income Tax Act, 1961 (43 of 1961) and hence reporting under clause 3(viii) of the order is not applicable to the Company.
- ix. (a) Based on our audit procedures and on the basis of information and explanations given to us, we are of the opinion that the Company has not defaulted in the repayment of loans or other borrowings or in the repayment of interest thereon to the lender and hence reporting under clause 3(ix) (a) of the Order is not applicable to the Company.

- (b) On the basis of information and explanations given to us, the Company has not been declared as willful defaulter by any bank or financial institution or other lender.
- (c) According to the information and explanations given to us and on the basis of our examination of the records of the Company, the Company has not taken any term loan during the year and hence reporting under clause 3(ix)(c) of the Order is not applicable to the Company.
- (d) According to the information and explanations given to us and on the basis of our examination of the records, the Company has not raised any short-term funds and hence reporting under clause 3(ix)(d) of the Order is not applicable to the Company.
- (e) Based on our audit procedures and on the basis of information and explanations given to us, the Company has not taken any funds from any entity or person on account of or to meet the obligations of its subsidiaries and hence reporting under clause 3(ix)(e) of the Order is not applicable to the Company.
- (f) Based on our audit procedures and on the basis of information and explanations given to us, during the year the Company has not raised any funds on the pledge of securities held in its subsidiaries and hence reporting under clause 3(ix)(f) of the Order is not applicable to the Company.
- x. (a) The Company has not raised any money by way of Initial public offer or further public offer (including debt instrument) during the year and hence reporting under clause 3(x)(a) of the Order is not applicable to the Company.
- (b) The Company has not made any preferential allotment, private placement of shares or fully or partly convertible debentures during the year or in the recent past and hence reporting under clause 3(x)(b) of the Order is not applicable to the Company.
- xi. (a) During the course of our examination of the books and records of the Company, carried out in accordance with the generally accepted auditing practices in India and according to the information and explanations given to us, we have neither come across any instance of fraud by or on the Company, noticed or reported during the year, nor have we been informed of such case by the management.
- (b) During the year, no report under sub section 12 of Section 143 of the Act has been filed in Form ADT-4 as prescribed in Rule 13 of Companies (Audit and Auditors) Rules, 2014 with the Central Government.
- (c) Based on our audit procedures performed and according to the information and explanations given to us, no whistle blower complaints were received by the Company during the year and hence reporting under clause 3(xi)(c) of the Order is not applicable to the Company.
- xii. In our opinion and according to the information and explanations given to us, the Company is not a Nidhi Company and hence reporting under clause 3(xii) of the Order is not applicable to the Company.
- xiii. According to the information and explanations given to us and based on our examination of the records of the Company, all the transactions with related parties are in compliance with Section 177 and 188 of the Act and all the details have been disclosed in the standalone financial statements as required by the applicable Accounting Standard. (Refer Note 39)
- xiv. (a) According to the information and explanations given to us and on the basis of our examination of the records, the Company has an adequate internal audit system commensurate with the size and nature of its business.
- (b) We have considered the internal audit reports for the year under audit issued to the Company during the year and till date, in determining nature, timing and extent of our audit procedure.

- xv. According to the information and explanations given to us and based on our examination of the records of the Company, the Company has not entered into any non-cash transactions prescribed under Section 192 of the Act with directors or persons connected with them during the year.
- xvi. (a) The Company is not required to be registered under section 45-IA of the Reserve Bank of India Act, 1934 and hence reporting under clause 3(xvi) (a), (b) and (c) of the Order is not applicable to the Company.
- (b) In our opinion, there is no core investment company within the “Companies in the Group” as defined in the Core Investment Companies (Reserve Bank) Directions, 2016 and hence reporting under clause 3(xvi)(d) of the Order is not applicable to the Company.
- xvii. The Company has not incurred any cash losses during the financial year covered by our audit and in the immediately preceding financial year.
- xviii. There has been no resignation of the statutory auditors of the Company during the year and hence reporting under clause 3(xviii) of the Order is not applicable to the Company.
- xix. According to the information and explanations given to us and on the basis of the financial ratios, ageing and expected dates of realisation of financial assets and payment of financial liabilities, other information accompanying the financial statements and our knowledge of the Board of Directors and management plans and based on our examination of the evidence supporting the assumptions, nothing has come to our attention, which causes us to believe that any material uncertainty exists as on the date of the audit report indicating that the Company is not capable of meeting its liabilities existing at the date of balance sheet as and when they fall due within a period of one year from the balance sheet date. We, however, state that this is not an assurance as to the future viability of the Company. We further state that our reporting is based on the facts up to the date of the audit report and we neither give any guarantee nor any assurance that all liabilities falling due within a period of one year from the balance sheet date, will get discharged by the Company as and when they fall due.
- xx. According to the information and explanations given to us, the provisions of second proviso to sub-section (5) of Section 135 of the Act in respect of transfer of unspent amount to a Fund specified in Schedule VII to the Act is not applicable and hence reporting under clause 3 (xx) of the Order is not applicable to the Company.
- xxi. The reporting under clause 3(xxi) of the Order is not applicable in respect of the audit of Standalone Financial Statements and hence no comment in respect of the said clause has been included in this report.

For **Lodha & Co LLP**

Firm Registration No. – 301051E/E300284

Chartered Accountants

R.P. Baradiya

Partner

Membership No. **044101**

UDIN: **24044101BKCLSF5132**

Place: Mumbai

Date : May 28,2024

Annexure “B” referred to in “Report on Other Legal and Regulatory Requirements” section of our report to the Members of HOV Services Limited for the year ended March 31, 2024:

Report on the Internal Financial Controls over Financial Reporting under Clause (i) of Sub-section 3 of Section 143 of the Act

We have audited the internal financial controls over financial reporting of **HOV SERVICES LIMITED** (“the Company”) as of March 31, 2024 in conjunction with our audit of standalone financial statement of the Company for the year ended on that date.

Management's Responsibility for Internal Financial Controls

The Board of Directors of the Company is responsible for establishing and maintaining internal financial controls based on the internal control over financial reporting criteria established by the Company considering the essential components of internal control stated in the Guidance Note on Audit of Internal Financial Controls Over Financial Reporting issued by the Institute of Chartered Accountants of India (ICAI). These responsibilities include the design, implementation and maintenance of adequate internal financial controls that were operating effectively for ensuring the orderly and efficient conduct of its business, including adherence to company's policies, the safeguarding of its assets, the prevention and detection of frauds and errors, the accuracy and completeness of the accounting records, and the timely preparation of reliable financial information, as required under the Act.

Auditors' Responsibility

Our responsibility is to express an opinion on the Company's internal financial controls over financial reporting based on our audit. We conducted our audit in accordance with the Guidance Note on Audit of Internal Financial Controls Over Financial Reporting (the “Guidance Note”) and the Standards on Auditing deemed to be prescribed under Section 143(10) of the Act to the extent applicable to an audit of internal financial controls, both applicable to an audit of internal financial controls and both issued by the ICAI. Those Standards and the Guidance Note require that we comply with ethical requirements and plan and perform the audit to obtain reasonable assurance about whether adequate internal financial controls over financial reporting was established and maintained and if such controls operated effectively in all material respects.

Our audit involves performing procedures to obtain audit evidence about the adequacy of the internal financial controls system over financial reporting and their operating effectiveness. Our audit of internal financial controls over financial reporting included obtaining an understanding of internal financial controls over financial reporting, assessing the risk that a material weakness exists, and testing and evaluating the design and operating effectiveness of internal control based on the assessed risk. The procedures selected depend on the auditor's judgement, including the assessment of the risks of material misstatement of the financial statements, whether due to fraud or error.

We believe that the audit evidence we have obtained is sufficient and appropriate to provide a basis for our audit opinion on the Company's internal financial controls system over financial reporting.

Meaning of Internal Financial Controls Over Financial Reporting

A company's internal financial control over financial reporting is a process designed to provide reasonable assurance regarding the reliability of financial reporting and the preparation of financial statements for external purposes in accordance with generally accepted accounting principles. A company's internal financial control over financial reporting includes those policies and procedures that :

- (1) pertain to the maintenance of records that, in reasonable detail, accurately and fairly reflect the transactions and dispositions of the assets of the Company.

- (2) provide reasonable assurance that transactions are recorded as necessary to permit preparation of financial statements in accordance with generally accepted accounting principles, and that receipts and expenditures of the company are being made only in accordance with authorisations of management and directors of the Company.
- (3) provide reasonable assurance regarding prevention or timely detection of unauthorised acquisition, use, or disposition of the company's assets that could have a material effect on the financial statements and
- (4) also provide us reasonable assurance by the internal auditors through their internal audit reports given to the Company from time to time

Inherent Limitations of Internal Financial Controls Over Financial Reporting

Because of the inherent limitations of internal financial controls over financial reporting, including the possibility of collusion or improper management override of controls, material misstatements due to error or fraud may occur and not be detected. Also, projections of any evaluation of the internal financial controls over financial reporting to future periods are subject to the risk that the internal financial control over financial reporting may become inadequate because of changes in conditions, or that the degree of compliance with the policies or procedures may deteriorate.

Opinion

In our opinion, the best of our information and according to the explanations given to us, the Company has broadly, in all material respects, an adequate internal financial controls system over financial reporting and such internal financial controls over financial reporting were operating effectively as at March 31, 2024, based on the internal control over financial reporting criteria established by the Company considering the essential components of internal control stated in the Guidance Note on Audit of Internal Financial Controls Over Financial Reporting issued by the ICAI.

For **Lodha & Co LLP**

Firm Registration No. – 301051E/E300284

Chartered Accountants

R.P. Baradiya

Partner

Membership No. **044101**

UDIN: **24044101BKCLSF5132**

Place: Mumbai

Date : May 28,2024

Balance Sheet As At March 31, 2024
(All amounts in INR Thousands, unless otherwise stated)

Particulars	Note No	As At March 31, 2024	As At March 31, 2023
Assets			
Non-current assets			
Property, plant and equipment	2	4,282	6,465
Investment property	3	81,989	83,871
Intangible assets	4	-	-
Right to Use - Assets	5	9,426	13,551
Financial assets			
Investments in subsidiaries	6	7	7
Loans to a step down subsidiary	7	-	-
Other financial assets	8	9,011	39,261
Deferred tax assets	9	2,794	6,636
Other non-current assets	10	3,105	427
Current assets			
Financial assets			
Trade receivables	11	82,782	60,973
Cash & cash equivalents	12	43,503	25,014
Other bank balances	13	66,178	23,134
Other financial assets	14	4,379	3,545
Other current assets	15	868	2,488
Total assets		3,08,324	2,65,372
Equity and liabilities			
Equity			
Equity share capital	16	1,25,950	1,25,950
Other equity		1,50,779	1,04,694
Liabilities			
Non-current liabilities			
Financial liabilities			
Lease Liabilities	17	7,025	10,476
Current liabilities			
Financial liabilities			
Lease Liabilities	18	3,451	3,716
Trade payables	19		
Total outstanding dues of micro enterprise & small enterprises		1,296	998
Total outstanding dues of creditors other than micro enterprise & small enterprises		7,044	8,266
Other financial liabilities	20	2,650	2,650
Other current liabilities	21	2,811	1,515
Provisions	22	5,375	4,327
Current tax liabilities	23	1,943	2,780
Total equity and liabilities		3,08,324	2,65,372
Material accounting policies	1		

The accompanying notes 2 to 47 are an integral part of the standalone financial statements

As per our report of even date

For Lodha & Co LLP

Firm Registration No. 301051E/E300284
Chartered Accountants

R. P. Baradiya

Partner

Place : Mumbai

Date : May 28, 2024

Parvinder S Chadha

Chairman & Executive Director
(DIN: 00018468)
Place : Pune
Date : May 28, 2024

Bhuvanesh Sharma

VP-Corporate Affairs
& Company Secretary
Place : Pune
Date : May 28, 2024

Sunil Rajadhyaksha

Executive Director
(DIN:00011683)
Place : Pune
Date : May 28, 2024

Nilesh Bafna

Chief Financial Officer

Place : Pune

Date : May 28, 2024

Statement of Profit and Loss For the Year Ended March 31, 2024

(All amounts in INR Thousands, unless otherwise stated)

Particulars	Note No	For The Year Ended March 31, 2024	For The Year Ended March 31, 2023
Income			
Revenue from operations	24	1,61,236	1,20,551
Other income	25	17,239	19,444
Total Income		1,78,475	1,39,995
Expenditure			
Employee benefits expenses	26	1,19,345	81,590
Finance cost	27	1,287	1,595
Depreciation and amortisation expenses	2,4,5	6,308	6,048
Other expenses	28	14,953	14,948
Total Expenditure		1,41,893	1,04,181
Profit before exceptional items		36,582	35,814
Exceptional items	39	20,700	-
Profit/(loss) before tax		57,282	35,814
Tax expense	29		
Current tax		(9,879)	(9,980)
Deferred tax		(199)	301
Profit/(loss) after tax for the year		47,204	26,135
Other comprehensive income (OCI)			
Items that will not be reclassified to profit or loss			
Gain/(Loss) on Remeasurement of net defined benefit plans		(1,550)	(432)
Tax impact on above		430	120
Total other comprehensive income		(1,120)	(312)
Total comprehensive income		46,084	25,823
Earnings per share	36		
Basic & diluted Earning Per Share (Face value of Rs. 10 each) :			
Before exceptional items		2.10	2.08
After exceptional items		3.75	2.08
Material accounting policies	1		
The accompanying notes 2 to 47 are an integral part of the standalone financial statements			

As per our report of even date

For and on behalf of the Board

For Lodha & Co LLPFirm Registration No. 301051E/E300284
Chartered Accountants**R. P. Baradiya**
PartnerPlace : Mumbai
Date : May 28, 2024**Parvinder S Chadha**
Chairman & Executive Director
(DIN: 00018468)
Place : Pune
Date : May 28, 2024**Bhuvanesh Sharma**
VP-Corporate Affairs
& Company Secretary
Place : Pune
Date : May 28, 2024**Sunil Rajadhyaksha**
Executive Director
(DIN:00011683)
Place : Pune
Date : May 28, 2024**Nilesh Bafna**
Chief Financial Officer
Place : Pune
Date : May 28, 2024

Cash flow statement For the Year Ended March 31, 2024
(All amounts in INR Thousands, unless otherwise stated)

Particulars	For The Year Ended March 31, 2024	For The Year Ended March 31, 2023
A Cash flow from Operating Activities:		
Net profit/(loss) before tax and exceptional items	36,582	35,814
Add: Adjustments for		
Depreciation & amortisation	8,190	7,930
Profit on sale of Property, plant and equipment	(25)	-
Interest income	(6,474)	(3,422)
Rent income (net)	(9,637)	(9,248)
Finance cost	1,287	1,749
Provisions no longer required written back	(122)	(1,873)
Foreign exchange (gain)/loss, net	(981)	(4,901)
Operating profit before working capital changes	28,820	26,049
Adjustments for changes in working capital :		
(Increase)/decrease in trade receivable	(20,828)	(4,091)
(Increase)/decrease in other receivables	(14,687)	(211)
Increase/(decrease) in trade and other payable	(7)	5,537
Cash generated from operations	(6,702)	27,284
Taxes paid (net of refund)	(6,642)	(6,253)
Net cash from/(used in) operating activities - A	(13,344)	21,031
B Cash flow from investing activities:		
Purchase of Property, plant and equipment	-	(6,546)
Proceeds from sale of Property, plant & equipment	25	-
Loan refunded from a subsidiary earlier provided for (Refer note 39)	20,700	-
Rent income received (net)	9,637	9,248
Interest income	6,474	3,422
Net cash from/(used in) investing activities - B	36,836	6,124
C Cash flow from financing activities:		
Finance cost	-	(154)
Payment of lease liabilities	(5,003)	(5,857)
Proceeds/(repayments) of borrowings- net	-	(6,898)
Net cash from/(used in) financing activities - C	(5,003)	(12,909)
Net increase/(decrease) in cash and cash equivalents (A+B+C)	18,489	14,246
Opening cash and cash equivalents	25,014	10,768
Closing cash and cash equivalents	43,503	25,014
Material accounting policies: Note no 1		
The accompanying notes 2 to 47 are an integral part of the standalone financial statements		
Cash Flow from financing activities		
Particulars	Current borrowings	Long Term borrowings
Balance as at March 31, 2022	-	6,898
Loan Taken / (repaid)	-	(6,898)
Balance as at March 31, 2023	-	-
Loan Taken / (repaid)	-	-
Balance as at March 31, 2024	-	-
As per our report of even date		

For Lodha & Co LLP

Firm Registration No. 301051E/E300284
Chartered Accountants

Sunil Rajadhyaksha

Executive Director
(DIN:00011683)
Place : Pune
Date : May 28, 2024

R. P. Baradiya

Partner

Place : Mumbai
Date : May 28, 2024

Nilesh Bafna

Chief Financial Officer

Place : Pune
Date : May 28, 2024

Statement of Changes in Equity for the year ended March 31, 2024
(All amounts in INR Thousands, unless otherwise stated)

EQUITY SHARE CAPITAL :					
Particulars	Opening Balance	Changes in equity	Restated	Changes in equity	Closing Balance
Balance as at March 31, 2023	1,25,950	-	1,25,950	-	1,25,950
Balance as at March 31, 2024	1,25,950	-	1,25,950	-	1,25,950

OTHER EQUITY :

Particulars	Reserve and Surplus			Other		Total
	Securities	Capital Redemption	General Reserve-	Retained	Comprehensive	
Balance as at March 31, 2022	6,26,281	630	19,541	(5,68,021)	440	78,871
Profit/(Loss) for the year	-	-	-	26,135	-	26,135
Impact of actuarial Gain/(Loss)	-	-	-	-	(312)	(312)
Balance as at March 31, 2023	6,26,281	630	19,541	(5,41,886)	128	1,04,694
Balance as at March 31, 2023	6,26,281	630	19,541	(5,41,886)	128	1,04,694
Profit/(Loss) for the year	-	-	-	47,204	-	47,204
Impact of actuarial Gain/(Loss)	-	-	-	-	(1,120)	(1,120)
Balance as at March 31, 2024	6,26,281	630	19,541	(4,94,682)	(991)	1,50,779

Material accounting policies: Note no 1

The accompanying notes 2 to 47 are an integral part of the standalone financial statements

As per our report of even date

For and on behalf of the Board

For Lodha & Co LLP

Firm Registration No. 301051E/E300284
Chartered Accountants

Parvinder S Chadha
Chairman & Executive Director
(DIN: 00018468)
Place : Pune
Date : May 28, 2024

Sunil Rajadhyaksha
Executive Director
(DIN:00011683)
Place : Pune
Date : May 28, 2024

R. P. Baradiya
Partner

Place : Mumbai
Date : May 28, 2024

Bhuvanesh Sharma
VP-Corporate Affairs
& Company Secretary
Place : Pune
Date : May 28, 2024

Nilesh Bafna
Chief Financial Officer
Place : Pune
Date : May 28, 2024

NOTES FORMING PART OF STANDALONE FINANCIAL STATEMENTS FOR THE YEAR ENDED MARCH 31, 2024**Company Information:**

The Company was incorporated in 1989 under the Companies Act, 1956 as Codec Communication Pvt. Ltd with registration number 25-14448. The Company commenced its operations on January 10, 1989. In March, 2006 the Company changed its name to HOV Services Limited as a part of its plans to create brand recognition among its customers. The Company is engaged in providing Software and IT Enabled Services such as Data Entry Services, Software Development and Support Services.

The Standalone financial statements are approved for issue by the Company's Board of Directors on May 28, 2024

1. MATERIAL ACCOUNTING POLICIES**1.1 BASIS OF ACCOUNTING**

These financial statements have been prepared in accordance with the Indian Accounting Standards (hereinafter referred to as the 'Ind AS') as notified under the Companies (Indian Accounting standards) Rules, 2015 and Companies (Indian Accounting Standards) Amendments Rules 2016 prescribed under section 133 of the Companies Act, 2013 read with rule 7 of the Companies (Accounts) Rules, 2014.

The financial statements are prepared and presented on accrual basis and under the historical cost convention, except for the following material items that have been measured at fair value as required by the relevant Ind AS:

- Certain financial assets and liabilities are measured at Fair value (refer accounting policy on financial instruments - Refer note 1.7 below
- Defined Benefit and other Long term Employee Benefits - Refer note 1.8 below

Accounting policies have been consistently applied except where a newly issued accounting standard is adopted or a revision to an existing accounting standard requires a change in the accounting policy hitherto in use.

1.1 USE OF ESTIMATES AND JUDGEMENTS

The preparation of the financial statements requires that the Management to make estimates and assumptions that affect the reported amounts of assets and liabilities, disclosure of contingent liabilities as at the date of the financial statements and the reported amounts of revenue and expenses during the reporting period. The recognition, measurement, classification or disclosure of an item or information in the financial statements is made relying on these estimates.

The estimates and judgements used in the preparation of the financial statements are continuously evaluated and are based on historical experience and various other assumptions and factors (including expectations of future events) that the Company believes to be reasonable under the existing circumstances. Actual results could differ from those estimates. Any revision to accounting estimates is recognised prospectively in current and future periods.

All the assets and liabilities have been classified as current or non-current as per the company's normal operating cycle of twelve months and other criteria set out in Schedule III to the Companies Act, 2013. Based on the nature of services and their realisation in cash and cash equivalents, the Company has ascertained its operating cycle as 12 months for the purpose of current -non current classification of assets and liabilities.

1.3 PROPERTY, PLANT AND EQUIPMENT & INTANGIBLE ASSETS**Property, Plant and Equipment**

Property, plant and equipment are measured at cost less accumulated depreciation and impairment losses, if any. Costs include freight, import duties, non-refundable purchase taxes and other expenses directly attributable to the acquisition of the asset.

Intangible Assets

Costs that are directly associated with identifiable and unique software products controlled by the Company, developed in-house or acquired, and have probable economic benefits exceeding the cost beyond one year are recognized as software products. Other acquired software's meant for in-house consumption are capitalized at the acquisition price:

Depreciation/amortisation:

Tangible Assets - Depreciation on Property, Plant and Equipment is provided on a straight line method based on useful life and in the manner prescribed in part C of Schedule II of the Companies Act, 2013.

Investment property is amortized over the period of lease.

Intangible Assets – Software product (meant for sale) are amortized over its estimated useful life of 8 years. Other Software products are amortized over its period of license.

1.4 IMPAIRMENT OF NON FINANCIAL ASSETS

The Company assesses at each reporting date whether there is any objective evidence that a non-financial asset or a group of non-financial assets are impaired. If any such indication exists, the Company estimates the amount of impairment loss. For the purpose of assessing impairment, the smallest identifiable group of assets that generates cash inflows from continuing use that are largely independent of the cash inflows from other assets or groups of assets is considered as a cash generating unit. If any such indication exists, an estimate of the recoverable amount of the individual asset/cash generating unit is made.

An impairment loss is calculated as the difference between an asset's carrying amount and recoverable amount. Losses are recognised in profit or loss and reflected in an allowance account. When the Company considers that there are no realistic prospects of recovery of the asset, the relevant amounts are written off. If the amount of impairment loss subsequently decreases and the decrease can be related objectively to an event occurring after the impairment was recognised, then the previously recognised impairment loss is reversed through profit or loss.

1.5 REVENUE RECOGNITION

Rendering of services:

Revenue from Software and IT Enabled services are recognized when the services are rendered.

The Company derives revenue primarily from Software and IT Enabled Services, maintenance of software/hardware and related services and Use of software licenses. Revenue is recognized to the extent that it is probable that the economic benefit will flow to the Company and the revenue can be measured reliably.

Sale of licence: Revenue from licence is recognized at the time the license is made available to the customer as "right to access" during the period of access.

Other Income

Interest income is recognized on a time proportionate basis taking into account the amounts invested and the rate of interest. For all financial instruments measured at amortised cost, interest income is recorded using the Effective interest rate method to the net carrying amount of the financial assets.

Dividend

Dividend Income is recognized when right to receive the same is established.

1.6 CONTRACT BALANCES:

Trade Receivables:

A receivable represents the Company's right to an amount of consideration that is unconditional (i.e. only a passage of time is required to before payment of the consideration is due).

Contract liabilities:

A contract liability is the obligation to transfer goods or services to a customer for which the company has received consideration (or an amount of consideration is due) from the customer. If a customer pays consideration before the company transfer goods and services to the customer, a contract liability is recognised when the payment is made or the payment is due, whichever is earlier. Contract liabilities are recognised as revenue when the company performs under the contract

1.7 FINANCIAL INSTRUMENTS

Financial assets - Initial recognition

Financial assets are recognised when the Company becomes a party to the contractual provisions of the instruments. Financial assets other than trade receivables are initially recognised at fair value plus transaction costs for all financial assets not carried at fair value through profit or loss. Financial assets carried at fair value through profit or loss are initially recognised at fair value, and transaction costs are expensed in the Statement of Profit and Loss.

Subsequent measurement

Financial assets, other than equity instruments, are subsequently measured at amortised cost, fair value through other comprehensive income or fair value through profit or loss on the basis of both:

- (a) the entity's business model for managing the financial assets and
- (b) the contractual cash flow characteristics of the financial asset.

(a) Measured at amortised cost:

A financial asset is measured at amortised cost, if it is held under the hold to collect business model i.e. held with an objective of holding the assets to collect contractual cash flows and the contractual cash flows are solely payments of principal and interest on the principal outstanding. Amortised cost is calculated using the effective interest rate ("EIR") method by taking into account any discount or premium on acquisition and fees or costs that are an integral part of the EIR. The EIR amortisation is included in interest income in the Statement of Profit and Loss. The losses arising from impairment are recognised in the Statement of Profit and Loss. On derecognition, gain or loss, if any, is recognised to Statement of Profit and Loss.

(b) Measured at fair value through other comprehensive income (FVOCI):

A financial asset is measured at FVOCI, if it is held under the hold to collect and sell business model i.e. held with an objective to collect contractual cash flows and selling such financial asset and the contractual cash flows are solely payments of principal and interest on the principal outstanding. It is subsequently measured at fair value with fair value movements recognised in the OCI, except for interest income which recognised using EIR method. The losses arising from impairment are recognised in the Statement of Profit and Loss. On derecognition, cumulative gain or loss previously recognised in the OCI is reclassified from the equity to Statement of Profit and Loss.

(c) Measured at fair value through profit or loss (FVTPL):

Investment in financial asset other than equity instrument, not measured at either amortised cost or FVOCI is measured at FVTPL. Such financial assets are measured at fair value with all changes in fair value, including interest income and dividend income if any, recognised in the Statement of Profit and Loss.

Equity Instruments:

All investments in equity instruments classified under financial assets are subsequently measured at fair value. Equity instruments which are held for trading are measured at FVTPL.

For all other equity instruments, the Company may, on initial recognition, irrevocably elect to measure the same either at FVOCI or FVTPL. The Company makes such election on an instrument-by-instrument basis. Fair value changes on an equity instrument shall be recognised in Statement of Profit and Loss unless the Company has elected to measure such instrument at FVOCI. Fair value changes excluding dividends, on an equity instrument measured at FVOCI are recognised in the OCI. Amounts recognised in Other Comprehensive Income (OCI) are not subsequently transferred to Statement of Profit and Loss. Dividend income on the investments in equity instruments are recognised in Statement of Profit and Loss.

Impairment

The Company recognises a loss allowance for Expected Credit Losses (ECL) on financial assets that are measured at amortised cost and at FVOCI. The credit loss is difference between all contractual cash flows that are due to an entity in accordance with the contract and all the cash flows that the entity expects to receive (i.e. all cash shortfalls), discounted at the original effective interest rate. This is assessed on an individual or collective basis after considering all reasonable and supportable including that which is forward-looking.

The Company's trade receivables or contract revenue receivables do not contain significant financing component and loss allowance on trade receivables is measured at an amount equal to life time expected losses i.e. expected cash shortfall, being simplified approach for recognition of impairment loss allowance.

Under simplified approach, the Company does not track changes in credit risk. Rather it recognizes impairment loss allowance based on the lifetime ECL at each reporting date right from its initial recognition. The Company uses a provision matrix to determine impairment loss allowance on the portfolio of trade receivables.

The provision matrix is based on its historically observed default rates over the expected life of the trade receivable and is adjusted for forward looking estimates. At every reporting date, the historical observed default rates are updated and changes in the forward-looking estimates are analysed.

For financial assets other than trade receivables, the Company recognises 12-month expected credit losses for all originated or acquired financial assets if at the reporting date the credit risk of the financial asset has not increased significantly since its initial recognition. The expected credit losses are measured as lifetime expected credit losses if the credit risk on financial asset increases significantly since its initial recognition. If, in a subsequent period, credit quality of the instrument improves such that there is no longer significant increase in credit risks since initial recognition, then the Company reverts to recognizing impairment loss allowance based on 12 months ECL.

The impairment losses and reversals are recognised in Statement of Profit and Loss. For equity instruments and financial assets measured at FVTPL, there is no requirement for impairment testing.

Investments in subsidiaries:

The Company has accounted for its investment in subsidiaries at cost.

De-recognition

The Company derecognises a financial asset when the contractual rights to the cash flows from the financial asset expire, or it transfers rights to receive cash flows from an asset, it evaluates if and to what extent it has retained the risks and rewards of ownership. When it has neither transferred nor retained substantially all of the risks and rewards of the asset, nor transferred control of the asset, the Company continues to recognise the transferred asset to the

extent of the Company's continuing involvement. In that case, the Company also recognises an associated liability. The transferred asset and the associated liability are measured on a basis that reflects the rights and obligations that the Company has retained.

Financial Liabilities

Initial Recognition and measurement

Financial liabilities are recognised when the Company becomes a party to the contractual provisions of the instruments. Financial liabilities are initially recognised at fair value net of transaction costs for all financial liabilities not carried at fair value through profit or loss.

The Company's financial liabilities includes trade and other payables, loans and borrowings including bank overdrafts and derivative instruments.

Subsequent measurement

Financial liabilities measured at amortised cost are subsequently measured at using EIR method. Financial liabilities carried at fair value through profit or loss are measured at fair value with all changes in fair value recognised in the Statement of Profit and Loss.

Loans & Borrowings:

After initial recognition, interest bearing loans and borrowings are subsequently measured at amortised cost using EIR method. Gains and losses are recognized in profit & loss when the liabilities are derecognized as well as through EIR amortization process.

Financial Guarantee Contracts

Financial guarantee contracts issued by the Company are those contracts that requires a payment to be made or to reimburse the holder for a loss it incurs because the specified debtors fails to make payment when due in accordance with the term of a debt instrument. Financial guarantee contracts are recognized initially as a liability at fair value, adjusted for transaction costs that are directly attributable to the issuance of the guarantee.

Subsequently the liability is measured at the higher of the amount of loss allowance determined as per impairment requirements of Ind AS 109 and the amount recognized less cumulative adjustments.

De-recognition

A financial liability is de-recognised when the obligation under the liability is discharged or cancelled or expires. When an existing financial liability is replaced by another from the same lender on substantially different terms, or the terms of an existing liability are substantially modified, such an exchange or modification is treated as the derecognition of the original liability and the recognition of a new liability. The difference in the respective carrying amounts is recognised in the statement of profit or loss.

Derivative financial instruments & hedge accounting

The Company uses derivative financial instruments, such as forward foreign exchange contracts, interest rate swaps, cross currency interest risk swap to hedge its foreign currency risks. Such derivative financial instruments are initially recognised at fair value on the date on which a derivative contract is entered into and are subsequently remeasured at fair value, with changes in fair value recognised in Statement of Profit and Loss. Derivatives are carried as financial assets when the fair value is positive and as financial liabilities when the fair value is negative.

The Company designates their derivatives as hedges of foreign currency risk associated with the cash flows of highly probable forecast transactions and variable interest rate risks associated with the borrowings.

The Company documents at the inception of hedging transaction the economic relationship between hedging instruments and hedged items including whether the hedging instrument is expected to offset cash flow of hedged items. The Company documents its risk management objective and strategy for undertaking various hedge transaction at the inception of each hedge relationship.

Cash flows hedge that qualify for the hedge accounting

Any gains or losses arising from changes in the fair value of derivatives are taken directly to statement of profit & loss, except for the effective portion of cash flow hedge which is recognized in other comprehensive income and presented as separate component of equity which is later reclassified to statement of profit & loss when the hedge item affects profit & loss.

Offsetting of financial instruments

Financial assets and financial liabilities are offset and the net amount is reported in the Balance Sheet if there is a currently enforceable legal right to offset the recognised amounts and there is an intention to settle on a net basis, to realise the assets and settle the liabilities simultaneously.

1.8 FAIR VALUE MEASUREMENT:

The Company measures financial instruments, such as, derivatives at fair value at each balance sheet date.

Fair value is the price that would be received to sell an asset or paid to transfer a liability in an orderly transaction between market participants at the measurement date. The fair value measurement is based on the presumption that the transaction to sell the asset or transfer the liability takes place either:

- ✓ In the principal market for the asset or liability, or
- ✓ In the absence of a principal market, in the most advantageous market for the asset or liability

The principal or the most advantageous market must be accessible by the Company.

The fair value of an asset or a liability is measured using the assumptions that market participants would use when pricing the asset or liability, assuming that market participants act in their economic best interest.

A fair value measurement of a non-financial asset takes into account a market participant's ability to generate economic benefits by using the asset in its highest and best use or by selling it to another market participant that would use the asset in its highest and best use.

The Company uses valuation techniques that are appropriate in the circumstances and for which sufficient data are available to measure fair value, maximising the use of relevant observable inputs and minimising the use of unobservable inputs.

All assets and liabilities for which fair value is measured or disclosed in the financial statements are categorised within the fair value hierarchy, described as follows, based on the lowest level input that is significant to the fair value measurement as a whole:

- ✓ Level 1 — Quoted (unadjusted) market prices in active markets for identical assets or liabilities
- ✓ Level 2 — Valuation techniques for which the lowest level input that is significant to the fair value measurement is directly or indirectly observable
- ✓ Level 3 — Valuation techniques for which the lowest level input that is significant to the fair value measurement is unobservable

For assets and liabilities that are recognised in the financial statements on a recurring basis, the Company determines

whether transfers have occurred between levels in the hierarchy by re-assessing categorisation (based on the lowest level input that is significant to the fair value measurement as a whole) at the end of each reporting period.

For the purpose of fair value disclosures, the Company has determined classes of assets and liabilities on the basis of the nature, characteristics and risks of the asset or liability and the level of the fair value hierarchy as explained above.

1.9 EMPLOYEE BENEFITS

The Company has provides following post-employment plans such as:

- (a) Defined benefit plans such a gratuity and
- (b) Defined contribution plans such as Provident fund etc.

a) Defined-benefit plan:

The liability or asset recognised in the balance sheet in respect of defined benefit gratuity plan is the present value of defined benefit obligations at the end of the reporting period less fair value of plan assets. The defined benefit obligations is calculated annually by actuaries through actuarial valuation using the projected unit credit method.

The Company recognises the following changes in the net defined benefit obligation as an expense in the statement of profit and loss:

- (a) Service costs comprising current service costs, past-service costs, gains and losses on curtailment and non-routine settlements; and
- (b) Net interest expense or income

The net interest cost is calculated by applying the discount rate to the net balance of the defined benefit obligation and fair value of plan assets. This cost is included in employee benefit expenses in the statement of the profit & loss.

Re-measurement comprising of actuarial gains and losses arising from

- (a) Re-measurement of Actuarial(gains)/losses
- (b) Return on plan assets, excluding amount recognized in effect of asset ceiling
- (c) Re-measurement arising because of change in effect of asset ceiling are recognised in the period in which they occur directly in Other comprehensive income. Re-measurement are not reclassified to profit or loss in subsequent periods.

Ind AS 19 requires the exercise of judgment in relation to various assumptions including future pay rises, inflation and discount rates and employee and pensioner demographics. The Company determines the assumptions in conjunction with its actuaries, and believes these assumptions to be in line with best practice, but the application of different assumptions could have a significant effect on the amounts reflected in the income statement, other comprehensive income and balance sheet. There may be also interdependency between some of the assumptions.

b) Defined-contribution plan:

Under defined contribution plans, provident fund, the Company pays pre-defined amounts to separate funds and does not have any legal or informal obligation to pay additional sums. Defined Contribution plan comprise of contributions to the employees' provident fund with the government, and certain state plans like Employees' State Insurance and Employees' Pension Scheme. The Company's payments to the defined contribution plans are recognised as expenses during the period in which the employees perform the services that the payment covers.

c) Other employee benefits:

- (a) Compensated absences which are not expected to occur within twelve months after the end of the period in which the employee renders the related services are recognised as a liability at the present value of the obligation as at the Balance sheet date determined based on an actuarial valuation.
- (b) Undiscounted amount of short-term employee benefits expected to be paid in exchange for the services rendered by employees are recognised during the period when the employee renders the related services.

1.10 LEASES

As a lessee: The Company's lease asset classes primarily consist of leases for Land and Buildings. The Company assesses whether a contract is or contains a lease, at inception of a contract. A contract is, or contains, a lease if the contract conveys the right to control the use of an identified asset for a period of time in exchange for consideration. To assess whether a contract conveys the right to control the use of an identified asset, the Company assesses whether:

- (i) the contract involves the use of an identified asset
- (ii) the Company has substantially all of the economic benefits from use of the asset through the period of the lease and
- (iii) the Company has the right to direct the use of the asset. At the date of commencement of the lease, the Company recognises a right-of-use asset ("ROU") and a corresponding lease liability for all lease arrangements in which it is a lessee, except for leases with a term of twelve months or less (short term leases) and leases of low value assets. For these short term and leases of low value assets, the Company recognises the lease payments as an operating expense on a straight line basis over the term of the lease.

The right-of-use assets are initially recognised at cost, which comprises the initial amount of the lease liability adjusted for any lease payments made at or prior to the commencement date of the lease plus any initial direct costs less any lease incentives. They are subsequently measured at cost less accumulated depreciation and impairment losses, if any. Right-of-use assets are depreciated from the commencement date on a straight-line basis over the shorter of the lease term and useful life of the underlying asset.

The lease liability is initially measured at the present value of the future lease payments. The lease payments are discounted using the interest rate implicit in the lease or, if not readily determinable, using the incremental borrowing rates. The lease liability is subsequently remeasured by increasing the carrying amount to reflect interest on the lease liability, reducing the carrying amount to reflect the lease payments made. A lease liability is remeasured upon the occurrence of certain events such as a change in the lease term or a change in an index or rate used to determine lease payments. The remeasurement normally also adjusts the leased assets.

Lease liability and ROU asset have been separately presented in the Balance Sheet and lease payments have been classified as financing cash flows

LESSOR:

Lease income from operating leases where the Company is a lessor is recognised in income on a straight-line basis over the lease term unless the receipts are structured to increase in line with expected general inflation to compensate for the expected inflationary cost increases. The respective leased assets are included in the balance sheet based on their nature.

1.11 FOREIGN CURRENCY TRANSACTIONS**a) Initial Recognition**

Transactions in foreign currency are recorded at the exchange rate prevailing on the date of the transaction.

Exchange differences arising on foreign exchange transactions settled during the year are recognized in the Statement of Profit and Loss of the year.

b) Measurement of Foreign Currency Items at the Balance Sheet Date

Foreign currency monetary items of the Company are restated at the closing exchange rates. Non-monetary items are recorded at the exchange rate prevailing on the date of the transaction. Exchange differences arising out of these transactions are charged to the Statement of Profit and Loss.

1.12 TAXES ON INCOME

Income tax comprises current and deferred tax. Income tax expense is recognized in the statement of profit and loss except to the extent it relates to items directly recognized in equity or in other comprehensive income.

Current tax is based on taxable profit for the year. Taxable profit is different from accounting profit due to temporary differences between accounting and tax treatments, and due to items that are never taxable or tax deductible. Tax provisions are included in current liabilities. Interest and penalties on tax liabilities are provided for in the tax charge. The Company offsets, the current tax assets and liabilities (on a year on year basis) where it has a legally enforceable right and where it intends to settle such assets and liabilities on a net basis or to realise the assets and liabilities on net basis.

Deferred income tax is recognized using the balance sheet approach. Deferred income tax assets and liabilities are recognized for deductible and taxable temporary differences arising between the tax base of assets and liabilities and their carrying amount in financial statements. Deferred income tax asset are recognized to the extent that it is probable that taxable profit will be available against which the deductible temporary differences, and the carry forward of unused tax credits and unused tax losses can be utilized. Deferred tax assets are not recognised where it is more likely than not that the assets will not be realised in the future.

The carrying amount of deferred income tax assets is reviewed at each reporting date and reduced to the extent that it is no longer probable that sufficient taxable profit will be available to allow all or part of the deferred income tax asset to be utilized. Deferred income tax assets and liabilities are measured at the tax rates that are expected to apply in the period when the asset is realized or the liability is settled, based on tax rates (and tax laws) that have been enacted or substantively enacted at the reporting date.

Deferred tax items are recognised in correlation to the underlying transaction either in OCI or directly in equity.

Minimum Alternative Tax ('MAT') credit is recognised as an asset only when and to the extent there is convincing evidence that the Company will pay normal income-tax during the specified period. The Company reviews the same at each balance sheet date and writes down the carrying amount of MAT credit entitlement to the extent there is no longer convincing evidence to the effect that Company will pay normal income-tax during the specified period.

1.13 PROVISIONS AND CONTINGENCIES

A provision is recognised if, as a result of a past event, the Company has a present legal or constructive obligation that can be estimated reliably, and it is probable that an outflow of economic benefits will be required to settle the obligation.

Provisions for onerous contracts are recognized when the expected benefits to be derived by the Company from a contract are lower than the unavoidable costs of meeting the future obligations under the contract.

A disclosure for contingent liabilities is made where there is a possible obligation or a present obligation that may probably not require an outflow of resources or an obligation for which the future outcome cannot be ascertained with reasonable certainty. When there is a possible or a present obligation where the likelihood of outflow of resources is remote, no provision or disclosure is made.

1.14 CASH AND CASH EQUIVALENTS

Cash and Cash equivalents include cash and Cheque in hand, bank balances, demand deposits with banks and other short-term highly liquid investments that are readily convertible to known amounts of cash & which are subject to an insignificant risk of changes in value where original maturity is three months or less.

1.15 CASH FLOW STATEMENT

Cash flows are reported using the indirect method where by the profit before tax is adjusted for the effect of the transactions of a non-cash nature, any deferrals or accruals of past and future operating cash receipts or payments and items of income or expenses associated with investing or financing cash flows. The cash flows from operating, investing and financing activities of the company are segregated.

1.16 BORROWING COST

General and specific borrowing costs that are directly attributable to the acquisition, construction or production of qualifying assets are capitalized as a part of Cost of that assets, during the period till all the activities necessary to prepare the Qualifying assets for its intended use or sale are complete during the period of time that is required to complete and prepare the assets for its intended use or sale. Qualifying assets are assets that necessarily take a substantial period of time to get ready for their intended use or sale.

Other borrowing costs are recognized as an expense in the period in which they are incurred.

1.17 EARNINGS PER SHARE

Basic EPS is arrived at based on net profit after tax available to equity shareholders to the weighted average number of equity shares outstanding during the year.

The diluted EPS is calculated on the same basis as basic EPS, after adjusting for the effects of potential dilutive equity shares unless impact is anti-dilutive.

1.18 SEGMENT REPORTING

Operating segments are reported in a manner consistent with the internal reporting provided to Chief Operating Decision Maker (CODM).

The Company has identified its Executive Director as CODM which assesses the operational performance and position of the Company and makes strategic decisions.

1.19 EXCEPTIONAL ITEMS

When an item of income or expense within profit or loss from ordinary activity is of such size, nature or incidence that their disclosure is relevant to explain the performance of the Company for the year, the nature and amount of such items is disclosed as exceptional items.

Notes forming part of financial statements for the year ended March 31, 2024

(All amounts in INR Thousands, unless otherwise stated)

2 Property, Plant and Equipment

Particular	Computers	Furniture and Fixtures	Vehicles	Office Equipment	Total
Gross carrying amount					
Balance as at March 31, 2022	2,810	7	2,545	279	5,641
Additions	6,546	-	-	-	6,546
Deductions/ Adjustment	-	-	-	-	-
Balance as at March 31, 2023	9,356	7	2,545	279	12,187
Accumulated Depreciation					
Balance as at March 31, 2022	2,768	7	1,484	266	4,525
Additions	885	-	305	7	1,197
Deductions/ Adjustment	-	-	-	-	-
Balance as at March 31, 2023	3,653	7	1,789	273	5,722
Net carrying amount as at March 31, 2022	42	-	1,061	13	1,116
Net carrying amount as at March 31, 2023	5,703	-	756	6	6,465
Gross carrying amount					
Balance as at March 31, 2023	9,356	7	2,545	279	12,187
Additions	-	-	-	-	-
Deductions/ Adjustment	(248)	-	-	(89)	(337)
Balance as at March 31, 2024	9,108	7	2,545	190	11,850
Accumulated Depreciation					
Balance as at March 31, 2023	3,653	7	1,789	273	5,722
Additions	1,874	-	305	4	2,183
Deductions/ Adjustment	(248)	-	-	(89)	(337)
Balance as at March 31, 2024	5,279	7	2,094	188	7,568
Net carrying amount as at March 31, 2023	5,703	-	756	6	6,465
Net carrying amount as at March 31, 2024	3,829	-	451	2	4,282

Particular	As At March 31, 2024	As At March 31, 2023
3 Investment property		
Investment property (at cost)		
Leasehold office premises*	1,03,467	1,03,467
Less : accumulated amortisation		
Opening balance	19,596	17,714
Add : Amortisation for the year	1,882	1,881
Total Accumulated amortisation	21,478	19,595
Total	81,989	83,871

* Lease is for 60 years beginning from November 22, 2007.

Notes forming part of financial statements for the year ended March 31, 2024

(All amounts in INR Thousands, unless otherwise stated)

4 Intangible Assets

5 Right to Use - Assets

Software Product*	Other Softwares	Total	Particular	Right of Use- Lease*	Total
			Gross carrying amount		
400	939	1,339	Balance as at March 31, 2022	37,897	37,897
-	-	-	Additions :Reclassified as per IND AS 116	-	-
-	-	-	Deductions/ Adjustment	(4,600)	(4,600)
400	939	1,339	Balance as at March 31, 2023	33,297	33,297
			Accumulated Depreciation		
400	922	1,322	Balance as at March 31, 2022	14,912	14,912
-	17	17	Additions	4,834	4,834
-	-	-	Deductions/ Adjustment	-	-
400	939	1,339	Balance as at March 31, 2023	19,746	19,746
-	18	18	Net carrying amount as at March 31, 2022	22,985	22,985
-	-	-	Net carrying amount as at March 31, 2023	13,551	13,551
			Gross carrying amount		
400	939	1,339	Balance as at March 31, 2023	33,297	33,297
-	-	-	Additions for the year	-	-
-	-	-	Deductions/ Adjustment	-	-
400	939	1,339	Balance as at March 31, 2024	33,297	33,297
			Accumulated Depreciation		
400	939	1,339	Balance as at March 31, 2023	19,746	19,746
-	-	-	Additions	4,125	4,125
-	-	-	Deductions/ Adjustment	-	-
400	939	1,339	Balance as at March 31, 2024	23,871	23,871
-	-	-	Net carrying amount as at March 31, 2023	13,551	13,551
-	-	-	Net carrying amount as at March 31, 2024	9,426	9,426

*meant for license sale or otherwise

*Refer note 41

Notes forming part of financial statements for the year ended March 31, 2024

(All amounts in INR Thousands, unless otherwise stated)

Lease is for 60 years beginning from November 22, 2007.

6 Investments - non current		
Unquoted		
In subsidiaries		
HOVS LLC, USA		
No of Shares	1000	1000
% of Holding	100%	100%
Common stock (Face value of US \$ 1)	45	45
Add: Further invested as additional paid in capital	6,60,725	6,60,725
Total investment in HOVS LLC	6,60,770	6,60,770
Less : Provision for diminution in value of Investments (Refer note 39)	(6,60,770)	(6,60,770)
Total investment in HOVS LLC (net of diminution)	-	-
HOVS Holdings Limited, Hongkong		
No of Shares	1001	1001
% of Holding	100%	100%
Common stock (Face value of HKD 1)	7	7
Total investment in HOVS Holdings Limited	7	7
Total	7	7
Aggregate value of quoted investments (cost)	-	-
Aggregate value of unquoted investments (cost)	6,60,777	6,60,777
Aggregate provision for diminution in value of unquoted investments	(6,60,770)	(6,60,770)
7 Loans - Non Current		
Unsecured loan to a related party*		
Loan receivable - credit impaired	78,389	99,089
Less: provision for doubtful debts	(78,389)	(99,089)
Total	-	-
* Due from HOV Environment Solutions Private Limited (step down subsidiary) (Refer note 39)		
8 Other financial assets - Non current		
Deposits for premises and others	1,611	1,461
Fixed deposits with banks having maturity more than one year	7,400	37,800
Total	9,011	39,261

Notes forming part of financial statements for the year ended March 31, 2024

(All amounts in INR Thousands, unless otherwise stated)

Particular	As At	As At
	March 31, 2024	March 31, 2023
9 Deferred tax assets		
Deferred tax asset (Refer note no 29)	1,524	1,292
MAT credit receivable	1,270	5,344
Total	2,794	6,636
10 Other non current assets		
Prepaid expenses	3,105	427
Total	3,105	427
11 Trade receivables*		
Trade Receivables-Unsecured-considered good	82,782	60,973
Trade Receivables which have significant increase in Credit Risk	-	-
Trade Receivables - credit impaired	-	-
Total	82,782	60,973
*Refer note no: 31 for trade receivables ageing and refer note no: 39 for Due from related parties		
12 Cash and cash equivalents		
Balance with banks in current accounts	2,895	431
Cash on hand	8	15
Remittance in transit	-	1,480
Fixed deposits with banks (with maturity less than three months)	40,600	23,088
Total	43,503	25,014
13 Other bank balances		
Fixed deposits with banks (earmarked)*	1,000	-
Fixed deposits with banks (having maturity more than 3 months but less than 12 months)	65,000	23,100
Employee benefits Trust accounts	178	34
Total	66,178	23,134
* Pledged with banks against credit card facilities taken refer note no 42 for assets provided as security		
14 Other financial assets - Current		
Advances to employees	-	197
Interest accrued but not due on fixed deposits with banks	4,379	3,348
Total	4,379	3,545
15 Other current assets		
Advances to suppliers	34	86
Goods and Service tax receivable	-	1,750
Prepaid expenses	834	652
Total	868	2,488

Notes forming part of financial statements for the year ended March 31, 2024

(All amounts in INR Thousands, unless otherwise stated)

Particular	As At			
	March 31, 2024	March 31, 2023		
16 Equity Share Capital				
Authorised				
3,00,00,000 Equity Shares of Rs.10 each	3,00,000	3,00,000		
Total	3,00,000	3,00,000		
Issued, subscribed and paid up				
12594972 Equity Shares of Rs. 10 each fully paid up	1,25,950	1,25,950		
Total	1,25,950	1,25,950		
The reconciliation of the number of equity shares outstanding	As At		As At	
	March 31, 2024	March 31, 2023	March 31, 2024	March 31, 2023
	Number of Shares		Amount	
Equity Shares at the beginning of the year	12594972	12594972	1,25,950	1,25,950
Add: Equity shares issued during the year	-	-	-	-
Equity Shares at the end of the year	12594972	12594972	1,25,950	1,25,950

Terms/rights attached to Equity shares :

The Company has only one class of equity shares having a par value of Rs. 10 each. Each shareholder has right to vote in respect of such share, on every resolution placed before the Company and his voting right on a poll shall be in proportion to his share of the paid-up equity capital of the Company. In the event of liquidation, the equity shareholders are entitled to receive the remaining assets of the Company after payments to preferential amounts secured and unsecured creditors, if any, in proportion to their shareholding.

The details of Shareholders holding more than 5% shares:

Name of the Shareholders	As At March 31, 2024		As At March 31, 2023	
	No. of Shares	% of Holding	No. of Shares	% of Holding
Adesi 234, LLC	3000985	23.83%	3000985	23.83%
HOF 2 LLC	1667933	13.24%	1667933	13.24%
Chitale LLC	786224	6.24%	786224	6.24%
Stern Capital Partners LLC	694246	5.51%	694246	5.51%

The details of Promoters holding :

Name of the Promoters	As At March 31, 2024		As At March 31, 2023	
	No. of Shares	% of Holding	No. of Shares	% of Holding
Adesi 234, LLC	3000985	23.83%	3000985	23.83%
HOF2 LLC	1667933	13.24%	1667933	13.24%
Stern Capital Partners LLC	694246	5.51%	694246	5.51%
Sunil Vasant Rajyadhyaksha	588720	4.67%	588720	4.67%
General Pacific LLC	214273	1.70%	214273	1.70%
Surinder Rametra	120000	0.95%	120000	0.95%
Anil Vasant Rajyadhyaksha	25422	0.20%	25422	0.20%
Parvinder S Chadha	38250	0.30%	38250	0.30%
	6349829	50.42%	6349829	50.42%

In the Period of five years immediately preceding March, 2024:

The Company has not allotted any equity shares as fully paid up without payment being received in cash or as Bonus Shares or Bought back any equity shares.

HOV Services Limited**Notes forming part of financial statements for the year ended March 31, 2024**

(All amounts in INR Thousands, unless otherwise stated)

Particular	As At	As At
	March 31, 2024	March 31, 2023
17 Lease liabilities - non current		
Lease liabilities (Refer note 41)	7,025	10,476
Total	7,025	10,476
18 Lease liabilities-current		
Current maturities of lease liabilities (Refer note 41)	3,451	3,716
Total	3,451	3,716
19 Trade payables*		
Total outstanding dues of micro enterprise and small enterprises	1,296	998
Total outstanding dues of creditors other than micro enterprises and small enterprises	7,044	8,266
Total	8,340	9,264
Note:		
1 *Refer note no: 32 for trade payable ageing & Refer note no: 39 for related party balances		
2 The Company has certain dues to suppliers registered under Micro, Small and Medium Enterprises Development Act, 2006 ('MSMED Act'). The disclosure pursuant to the said MSMED Act are as follows:		
- Principal amount due and remaining unpaid as at year end	1,296	998
- Interest due and remaining unpaid as at year end	-	-
- Principal amounts paid, beyond the appointed day during the year	-	-
- Interest paid, other than under Section 16 of MSMED Act, beyond the appointed day during the year	-	-
- Interest paid, under Section 16 of MSMED Act, beyond the appointed day during the year	-	-
- Interest due and payable, for payments already made	-	-
- Further interest remaining due and payable for earlier years	-	-
20 Other financial liabilities		
Security deposits towards office premises	2,650	2,650
Total	2,650	2,650
21 Other current liabilities		
Statutory dues payable	2,811	1,515
Total	2,811	1,515
22 Provisions		
Provision for employee benefits:		
Compensated absences	2,797	2,025
Gratuity (Refer note 35)	2,578	2,302
Total	5,375	4,327
23 Current tax liabilities		
Provision for Income tax (Net of advance tax paid of Rs 7,936 Thousands; Previous Year Rs 7,200 Thousands)	1,943	2,780
Total	1,943	2,780

Notes forming part of financial statements for the year ended March 31, 2024

(All amounts in INR Thousands, unless otherwise stated)

Particular	As At	As At
	March 31, 2024	March 31, 2023
24 Revenue from operations		
Software and IT enabled services	1,61,236	1,20,551
Total	1,61,236	1,20,551
25 Other income		
Interest income	6,474	3,422
Provisions no longer required written back	122	1,188
Gain on variation in foreign exchange rates (net)	981	4,901
Profit on sale of plant and equipments	25	-
Gain on change in terms of right to use assets	-	685
Rent received	11,519	11,284
Less: expenses attributed to rental income :		
Finance cost	-	(154)
Amortisation	(1,882)	(1,881)
Net rental income	9,637	9,248
Total	17,239	19,444
26 Employee benefits expense		
Salaries and wages	1,02,757	72,183
Contributions to provident and other funds	15,301	8,377
Staff welfare expenses	1,287	1,030
Total	1,19,345	81,590
27 Finance cost		
Interest component of lease liabilities (Refer note 41)	1,287	1,595
Total	1,287	1,595
28 Other expenses		
Repairs & maintenance - building	794	1,575
Repairs & maintenance - computers	230	102
Repairs & maintenance - others	405	257
Insurance	80	91
Rates and taxes	379	419
Power & fuel expenses	2,885	2,053
Membership & subscription fees	1,041	531
Travelling & conveyance expenses	1,492	408
Communication cost	941	1,519
Advertising & publicity expenses	193	237
Office upkeep & maintenance expenses	1,656	2,097
Auditors' remuneration (Refer note 43)	973	982
Legal & professional charges	1,375	1,658
Director's sitting fees	1,590	1,620
Listing fees	803	715
Office, Administrative & Other Expenses	116	684
Total	14,953	14,948

Notes forming part of financial statements for the year ended March 31, 2024

(All amounts in INR Thousands, unless otherwise stated)

Particulars	2023-24		2022-23
29 Income Taxes			
Tax expense recognised in the statement of profit and loss:			
Current tax		9,879	9,980
Deferred Tax		199	(301)
Total tax expense		10,078	9,679
A reconciliation of the income tax amount between the enacted income tax rate and the effective income tax of the Company is as follows :			
Enacted income tax rate in India		27.82%	27.82%
Profit /(loss) before tax and OCI		57,282	35,814
Income tax as per above rate		15,936	9,963
Adjustments:			
Deferred tax not recognised on reversal Provision for doubtful debts		(5,759)	-
Other reconciling items		(99)	(284)
Income tax as per statement of profit and loss		10,078	9,679
The following movement is in deferred tax assets and liabilities during the year ended March 31, 2023 and March 31, 2024 is as under:			
Particulars	As at March 31, 2022	(Credit)/charge for the year	As at March 31, 2023
Deferred tax assets			
Amount allowable on payment basis-employee Benefits	649	555	1,204
Provision for diminution in value of Investments and doubtful debts allowable on write-off	2,11,393	-	2,11,393
Differences in written down value of Property, Plant and Equipment	222	(133)	89
MAT credit Entitlement	8,915	(3,571)	5,344
Total deferred tax asset	2,21,179	(3,150)	2,18,029
Deferred tax liability			
Differences in written down value of Property, Plant and Equipment	-	-	-
Total deferred tax liability	-	-	-
Valuation allowance	(2,11,393)	-	(2,11,393)
Net Deferred tax asset recognised in the Balance Sheet	9,786	(3,150)	6,636
Particulars	As at March 31, 2023	(Credit)/charge for the year	As at March 31, 2024
Deferred tax assets			
Amount allowable on payment basis-employee benefits	1,204	291	1,495
Provision for diminution in value of Investments and doubtful debts allowable on write-off	2,11,393	(5,759)	2,05,634
Differences in written down value of Property, Plant and Equipment	89	(60)	29
MAT credit Entitlement	5,344	(4,074)	1,270
Total deferred tax asset	2,18,029	(9,601)	2,08,428
Deferred tax liability			
Differences in written down value of Property, Plant and Equipment	-	-	-
Total deferred tax liability	-	-	-
Valuation allowance	(2,11,393)	5,759	(2,05,634)
Net Deferred tax asset recognised in the Balance Sheet	6,636	(3,842)	2,794

Notes forming part of financial statements for the year ended March 31, 2024

(All amounts in INR Thousands, unless otherwise stated)

30 Financial Instruments

The Company uses the following hierarchy for determining and disclosing the fair value of financial instruments by valuation technique:

Level 1: Quoted (unadjusted) prices in active markets for identical assets or liabilities.

Level 2: Other techniques for which all inputs which have a significant effect on the recorded fair value are observable, either directly or indirectly.

Level 3: Techniques which use inputs that have a significant effect on the recorded fair value that are not based on observable market data.

The carrying amounts and fair values of financial instruments by category are as follows:

A Financial assets						
Particular	Note no	Instruments carried at fair value		Instruments carried at amortised cost Carrying amount	Total carrying amount	Total fair value
		At cost	FVTPL			
As at March 31, 2023						
Investment in subsidiaries	6	7	-	-	7	7
Trade receivables	11	-	-	60,973	60,973	60,973
Cash & cash equivalents	12	-	-	25,014	25,014	25,014
Other bank balances	13	-	-	23,134	23,134	23,134
Other financial assets	8, 14	-	-	42,806	42,806	42,806
Total		7	-	1,51,927	1,51,934	1,51,934
As at March 31, 2024						
Investment in subsidiaries	6	7	-	-	7	7
Trade receivables	11	-	-	82,782	82,782	82,782
Cash & cash equivalents	12	-	-	43,503	43,503	43,503
Other bank balances	13	-	-	66,178	66,178	66,178
Other financial assets	8, 14	-	-	13,390	13,390	13,390
Total		7	-	2,05,853	2,05,860	2,05,860
B Financial liabilities						
Particular	Note no	Instruments carried at fair value		Instruments carried at amortised cost Carrying amount	Total carrying amount	Total fair value
		At cost	FVTPL			
As at March 31, 2023						
Non-current liabilities-Financial liabilities						
Lease liabilities	17	-	-	10,476	10,476	10,476
Current liabilities-Financial liabilities						
Lease liabilities	18	-	-	3,716	3,716	3,716
Trade payables	19	-	-	998	998	998
Total outstanding dues of micro enterprise and small enterprises		-	-	8,266	8,266	8,266
Total outstanding dues of creditors other than micro enterprises and small enterprises		-	-	2,650	2,650	2,650
Other financial liabilities	20	-	-	2,650	2,650	2,650
Total		-	-	26,106	26,106	26,106

Notes forming part of financial statements for the year ended March 31, 2024

(All amounts in INR Thousands, unless otherwise stated)

As at March 31, 2024						
Non-current liabilities-Financial liabilities						
Lease liabilities	17	-	-	7,025	7,025	7,025
Current liabilities-Financial liabilities						
Lease liabilities	18	-	-	3,451	3,451	3,451
Trade payables	19	-	-	-	-	-
Total outstanding dues of micro enterprise and small enterprises		-	-	1,296	1,296	1,296
Total outstanding dues of creditors other than micro enterprises and small enterprises		-	-	7,044	7,044	7,044
Other financial liabilities	20	-	-	2,650	2,650	2,650
Total		-	-	21,466	21,466	21,466

31 Trade Receivables ageing	As at March 31, 2024						Total
	Outstanding for following periods from due date of transactions						
	Less than 6 months	6 months -1 year	1-2 years	2-3 years	More than 3 years		
(i) Undisputed Trade receivables –considered good	82,782	-	-	-	-	82,782	
(ii) Undisputed Trade Receivables –which have significant increase in credit risk	-	-	-	-	-	-	
(iii) Undisputed Trade Receivables –credit impaired	-	-	-	-	-	-	
(iv) Disputed Trade Receivables–considered good	-	-	-	-	-	-	
(v) Disputed Trade Receivables – which have significant increase in credit risk	-	-	-	-	-	-	
(vi) Disputed Trade Receivables – credit impaired	-	-	-	-	-	-	
Total	82,782	-	-	-	-	82,782	
Add : Unbilled revenue	-	-	-	-	-	-	
	82,782	-	-	-	-	82,782	
	As at March 31, 2023						
	Outstanding for following periods from due date of transactions						
	Less than 6 months	6 months -1 year	1-2 years	2-3 years	More than 3 years	Total	
(i) Undisputed Trade receivables –considered good	59,616	-	-	-	-	59,616	
(ii) Undisputed Trade Receivables –which have significant increase in credit risk	-	-	-	-	-	-	
(iii) Undisputed Trade Receivables –credit impaired	-	-	-	-	-	-	
(iv) Disputed Trade Receivables–considered good	-	-	-	-	-	-	
(v) Disputed Trade Receivables – which have significant increase in credit risk	-	-	-	-	-	-	
(vi) Disputed Trade Receivables – credit impaired	-	-	-	-	-	-	
Total	59,616	-	-	-	-	59,616	
Add : Unbilled revenue	1,357	-	-	-	-	1,357	
	60,973	-	-	-	-	60,973	

Notes forming part of financial statements for the year ended March 31, 2024

(All amounts in INR Thousands, unless otherwise stated)

32 Trade payable ageing schedule :					
As at March 31, 2024					
Outstanding for following periods from due date of transactions					
Particulars	Less than 1 year	1-2 years	2-3 years	More than 3 years	Total
(i) MSME	1,296	-	-	-	1,296
(ii) Others	7,044	-	-	-	7,044
(iii) Disputed Dues-MSME	-	-	-	-	-
(iv) Disputed Dues-Others	-	-	-	-	-
Total	8,340	-	-	-	8,340
As at March 31, 2023					
Outstanding for following periods from due date of transactions					
Particulars	Less than 1 year	1-2 years	2-3 years	More than 3 years	Total
(i) MSME	998	-	-	-	998
(ii) Others	8,266	-	-	-	8,266
(iii) Disputed Dues-MSME	-	-	-	-	-
(iv) Disputed Dues-Others	-	-	-	-	-
Total	9,264	-	-	-	9,264

Notes forming part of financial statements for the year ended March 31, 2024

(All amounts in INR Thousands, unless otherwise stated)

33 Risk Management

Financial risk management objectives and policies

The Company's financial risk management is an integral part of how to plan and execute its business strategies. The Company's activity expose it to market risk, liquidity risk, commodity risk and credit risk. In order to minimise any adverse effects on the financial performance of the Company, The Company's financial risk management policy is set by the Chairman along with CFO and governed by overall directions of Board of Directors of the Company.

Market risk is the risk of loss of future earnings, fair values or future cash flows that may result from a change in the price of a financial instrument. The value of a financial instrument may change as a result of changes in the interest rates, foreign currency exchange rates, equity prices and other market changes that affect market risk sensitive instruments. Market risk is attributable to all market risk sensitive financial instruments including investments and deposits, foreign currency receivables, payables and loans and borrowings.

S.No	Risk	Exposure arising from	Measurement	Management
A	Credit risk	Cash and cash equivalents, trade receivables, financial assets measured at amortised cost.	Ageing analysis Credit ratings	Diversification of bank deposits, credit limits.
B	Liquidity risk	Borrowings and other liabilities	Rolling cash flow forecasts	Availability of bank deposits and timely receipt.
C	Market risk – interest rate	Long-term borrowings at variable rates	Sensitivity analysis	Closely tracks movement of rate changes with the bank.
D	Market risk – foreign exchange	Future commercial transactions recognised financial assets and liabilities not denominated in INR.	Sensitivity analysis	Management tracks foreign currency movements closely
E	Investment risk	Investment in Subsidiaries	Value of investment	Management of the Company keeps constant liaison and necessary information on timely basis.

A. Credit risk

Credit risk arises from the possibility that the counter party may not be able to settle their obligations as agreed. To manage this, the Company periodically assesses financial reliability of customers, taking into account the financial condition, current economic trends, and analysis of historical bad debts and ageing of accounts receivable. Individual credit period and limits are set accordingly. The Company considers the probability of default upon initial recognition of asset and whether there has been a significant increase in credit risk on an ongoing basis through each reporting period. To assess whether there is a significant increase in credit risk the Company compares the risk of default occurring on asset as at the reporting date with the risk of default as at the date of initial recognition. It considers reasonable and supportive forwarding-looking information to decide on this such as:

- i) Actual or expected significant adverse changes in business
- ii) Actual or expected significant changes in the operating results of the counterparty
- iii) Financial or economic conditions that are expected to cause a significant change to the counterparty's ability to meet its obligations
- iv) Significant increase in credit risk on other financial instruments of the same counterparty.

The Company categorises financial assets based on the assumptions, inputs and factors specific to the class of financial assets into High-quality assets, negligible credit risk; Quality assets, low credit risk; Standard assets, moderate credit risk; Substandard assets, relatively high credit risk; Low quality assets, very high credit risk; Doubtful assets, credit-impaired. Financial assets are

Notes forming part of financial statements for the year ended March 31, 2024

(All amounts in INR Thousands, unless otherwise stated)

written off when there is no reasonable expectations of recovery, such as a debtor failing to engage in a repayment plan with the Company. The Company categorises a loan or receivable for write off when a debtor fails to make contractual payments greater than one year past due. Where loans or receivables have been written off, the Company continues engage in enforcement activity to attempt to recover the receivable due. Where recoveries are made, these are recognized in profit or loss.

Trade receivables under simplified approach is as under :

Due from the date of invoice	As At	As At
	March 31, 2024	March 31, 2023
0-12 months	82,782	60,973
beyond 12 months	-	-
Total	82,782	60,973

Information about major customers

Revenue from Software and IT enabled services to largest customers (greater than 10% of total services) is Rs. 161,236 Thousands (Previous Year Rs. 120,551 Thousands)

B. Liquidity risk

Liquidity risk is defined as the risk that the Company will not be able to settle or meet its obligations on time, or at a reasonable price. The Company's liquidity, funding as well as settlement management processes policies and such related risk are overseen by management. Management monitors the Company's net liquidity position through rolling forecasts on theof expected cash flows.

Financing arrangements**Contractual maturity patterns of Financial Liabilities**

Particulars	0-12 Months	0-12 Months
	As At March 31, 2024	As At March 31, 2023
Trade Payable	8,340	9,264
Other financial liabilities	2,650	2,650
Total	10,990	11,914

C. Market risk-interest rate risk

Interest rate risk is the risk that the fair value of future cash flows of the financial instruments will fluctuate because of changes in market interest rates. In order to optimize the Company's position with regard to interest income and interest expenses and to manage the interest rate risk, Company performs a comprehensive corporate interest rate risk management by balancing the proportion of fixed rate and floating rate financial instruments in its total portfolio.

D. Market risk-foreign currency risk

The Company accrue all of its revenue in US Dollars and its expenditure is incurred in the Indian Rupees. Therefore, there is risk exposure due to adverse fluctuation of exchange rate between the US Dollar and the Indian Rupees. In order to mitigate the risk the management tracks foreign currency movement closely.

Foreign currency exposure				
Particulars	USD in Thousands		In INR	
	2023-24	2022-23	2023-24	2022-23
Open Foreign Exchange Exposures - Receivable	\$ 993	\$ 742	82,782	60,973

Notes forming part of financial statements for the year ended March 31, 2024

(All amounts in INR Thousands, unless otherwise stated)

Foreign currency risk sensitivity				
A change of 1% in foreign currency exchange rate would have following impact on profit before tax for the year:				
Particulars	2023-24		2022-23	
	1% Increase	1% decrease	1% Increase	1% decrease
USD	828	(828)	610	(610)
Increase / (decrease) in profit or loss	828	(828)	610	(610)

Derivative financial instruments

The Company has not entered into any derivative financial instruments during the current year and previous year.

34 Capital risk management

- A** The Company's objectives when managing capital are to safeguard their ability to continue as a going concern, so that they can continue to provide returns for shareholders and benefits for other stakeholders maintain an optimal capital structure to reduce the cost of capital.

The Company monitors capital on the basis of the following debt equity ratio:

Particulars	As At March 31, 2024	As At March 31, 2023
Debt	-	-
Total Equity	2,76,729	2,30,644
Debt to Total Equity	-	-

The Company believes in conservative leverage policy. Company's moderate capex plan over the medium term shall be largely funded through internal accruals and suppliers credit. The Company is a debt free company.

- B** The Company follows the policy, as decided by Board of directors considering financial performance, available resources, other internal and external factors and upon recommendation from Audit Committee for the declaration of dividend.

Notes forming part of financial statements for the year ended March 31, 2024

(All amounts in INR Thousands, unless otherwise stated)

35 Disclosure pursuant to Ind AS - 19 "employee benefits"

i) Gratuity: In accordance with the applicable laws, the Company provides for gratuity, a defined benefit retirement plan ("The Gratuity Plan") covering eligible employees. The gratuity plan provides for a lump sum payment to vested employees on retirement (subject to completion of five years of continuous employment), death, incapacitation or termination of that are based on last drawn salary and tenure of employment. Liabilities with regard to the gratuity plan are determined by actuarial valuation on the reporting date and the company makes annual contribution to the gratuity fund administered by life Insurance companies under their respective group gratuity schemes.

The disclosure in respect of the defined gratuity plan are given below :

Particular	As at March 31, 2024	As at March 31, 2023
A. Balance sheet		
Defined benefit plans		
Present value of plan liabilities	9,476	8,678
Less Fair value of plan assets	6,898	6,376
Asset/(Liability) recognised	(2,578)	(2,302)
B. Movements in plan liabilities & assets		
i) Present value of obligations		
Opening Balance	8,678	7,009
Current service cost	659	851
Past service cost	-	-
Interest cost	647	515
Actuarial (gain)/loss arising from changes in demographic assumptions	-	(278)
Actuarial (gain)/loss arising from changes in financial assumptions	247	(93)
Actuarial (gain)/loss arising from experience adjustments	1,159	711
Benefit payments	(1,914)	(37)
Closing balance	9,476	8,678
ii) Fair Value of Plan assets		
Opening Balance	6,376	5,910
Interest income	476	434
Return on plan assets excluding amounts included in net finance income/cost	(144)	(92)
Employer contributions	2,105	161
Benefit payments	(1,914)	(37)
Closing balance	6,898	6,376

The liabilities are split between different categories of plan participants as follows:

- active members - 405 (2022-23 : 183)

C. Statement of profit and loss		
i) Employee benefit expenses:		
Current service cost	659	851
Interest cost/(income)	172	81
Total amount recognised in Statement of profit & loss	831	932

Notes forming part of financial statements for the year ended March 31, 2024

(All amounts in INR Thousands, unless otherwise stated)

ii) Remeasurement of the net defined benefit liability:		
Actuarial (Gains)/Losses on Obligation For the year	1,406	340
Return on Plan Assets, Excluding Interest Income	144	92
Total amount recognised in Other Comprehensive Income	1,550	432

D. Assumptions

With the objective of presenting the plan assets and plan liabilities of the defined benefits plans at their fair value on the balance sheet, assumptions under Ind AS 19 are set by reference to market conditions at the valuation date.

The significant actuarial assumptions were as follows:		
Particular	As at March 31, 2024	As at March 31, 2023
Financial Assumptions		
Discount rate	7.19%	7.46%
Expected rate of return on plan assets	7.19%	7.46%
Salary escalation rate	5.00%	5.00%
Rate of Employee Turnover		
- For service 4 years and below	40.00%	40.00%
- For service 5 years and above	2.00%	2.00%
Mortality Rate During Employment : Indian Assured Lives Mortality	2012-14 (Urban)	2012-14 (Urban)

E. Sensitivity

The sensitivity of the overall plan liabilities to changes in the weighted key assumptions are:

Impact on defined benefit obligation	Increase / (Decrease) in liability	
	As at March 31, 2024	As at March 31, 2023
Projected benefit obligation on current assumptions	9,476	8,678
+1% Change in rate of discounting	(863)	(779)
-1% Change in rate of discounting	1,013	914
+1% Change in rate of Salary increase	895	928
-1% Change in rate of Salary increase	(816)	(803)
+1% Change in Attrition Rate	196	196
-1% Change in Attrition Rate	(224)	(223)

The sensitivity analysis have been determined based on reasonably possible changes of the respective assumptions occurring at the end of the reporting period, while holding all other assumptions constant.

The sensitivity analysis presented above may not be representative of the actual change in the projected benefit obligation as it is unlikely that the change in assumptions would occur in isolation of one another as some of the assumptions may be correlated.

Furthermore, in presenting the above sensitivity analysis, the present value of the projected benefit obligation has been calculated using the projected unit credit method at the end of the reporting period, which is the same method as applied in calculating the projected benefit obligation as recognised in the balance sheet.

Notes forming part of financial statements for the year ended March 31, 2024

(All amounts in INR Thousands, unless otherwise stated)

F. Maturity Analysis of the Benefit Payments: From the Fund

Particulars	As at March 31, 2024	As at March 31, 2023
Projected Benefits Payable in Future Years From the Date of Reporting		
1st Following Year	1,376	1,114
2nd Following Year	255	246
3rd Following Year	265	255
4th Following Year	420	266
5th Following Year	287	1,230
Sum of Years 6 To 10	2,529	2,153
Sum of Years 11 and above	18,057	16,613

- ii) **Compensated Absences:** The company permits encashment of compensated absence accumulated by their employees on retirement or separation from service. The liability in respect of the company, for outstanding balance of leave at the balance sheet date is determined and provided on the basis of actuarial valuation as at the balance sheet date performed by an independent actuary.
- iii) The Code on Social Security, 2020 ('Code') relating to employee benefits during employment and post-employment benefits has been published in the Gazette of India. However, the date on which the Code will come into effect has not been notified. The Company will assess the impact of the Code and recognise the same when the Code becomes effective.

Notes forming part of financial statements for the year ended March 31, 2024

(All amounts in INR Thousands, unless otherwise stated)

36 Earnings per share (EPS)		
Particulars	2023-24	2022-23
Net profit/(loss) as per statement of profit and loss before exceptional items but after tax	26,504	26,135
Net profit/(loss) as per statement of profit and loss after exceptional items and tax	47,204	26,135
Weighted average number of equity shares	12594972	12594972
Nominal value of equity shares (in Rs)	10.00	10.00
Basic and diluted earning per equity share - before exceptional items	2.10	2.08
Basic and diluted earning per equity share - after exceptional items	3.75	2.08

37 Pending Litigations/contingent liabilities not provided for in respect of :

The Company does not have any pending litigations as at March 31, 2024 and as at March 31, 2023

38 Lease details

The Company has given leasehold building on rent. The future rental income receivables as per the terms of the agreement are:

Particulars	2023-24	2022-23
- within one year	12,095	11,519
- later than one year and not later than five years	34,034	46,129

39 Disclosure on related party transactions**Names of related parties and description of relationship:****Parties where controls exists: subsidiaries/step down subsidiaries**

HOVS Holdings Limited

HOV Environment Solutions Private Limited

HOVS LLC

HOV Environment, LLC

Entities in which KMPs are interested /Key Managerial Personnels (KMP) and their relatives with whom transactions have been entered during the year in the ordinary course of Business:**Parties where controls exists:**

HOVS Holdings Limited

HOVS, LLC

HOV Environment Solutions Private Limited

HOV Environment, LLC

Parties in which KMP/relatives of KMP exercise significant influence:

HOVG, LLC dba Bay Area Credit Service, LLC

SourceHOV, LLC

Exela Technologies India Private Limited

Relatives of KMP :

Mrs. Rekha Sharma

Mr. Dinesh Bafna

Directors/Key Managerial Personnels (KMP) :Mr. Parvinder S Chadha¹

Chairman & Executive Director

Mr. Sunil Rajadhyaksha

Executive Director

Mr. Vikram Negi²

Executive Director

Mr. Surinder Rametra³

Executive Director

Mr. Nilesh Bafna

Chief Financial Officer

Mr. Bhuvanesh Sharma

VP-Corporate Affairs & Company Secretary

¹ Effective November 11, 2022 appointed as the Chairman & Executive Director² Effective November 11, 2022 ceases to be the Chairman³ Effective November 11, 2022 step down from the office of Executive Director**Non Executive Directors :**

Mrs. Lakshmi Kumar

Mr. Harjit Singh Anand

Mr. Ajay Puri

Notes forming part of financial statements for the year ended March 31, 2024

(All amounts in INR Thousands, unless otherwise stated)

During the year, the following transactions were carried out with the above related parties :

Name of the party	Nature of Transactions	For the year ended March 31, 2024	For the year ended March 31, 2023
SourceHOV, LLC	Services provided	1,43,351	1,03,143
HOVG, LLC dba Bay Area Credit Service, LLC	Services provided	17,885	17,408
Exela Technologies India Private Limited	Rent received	11,519	11,284
	Reimbursement of expenses	2,216	2,052
HOV Environment Solutions	Receipt of loan receivable	20,700	-
Mr. Parvinder S Chadha	Managerial remuneration	8,400	2,800
Mrs. Lakshmi Kumar	Sitting fees	570	510
Mr. Harjit Singh Anand	Sitting fees	510	600
Mr. Ajay Puri	Sitting fees	510	510
Mr. Nilesh Bafna	Salary (including perquisites)	4,440	3,738
Mr. Bhuvanesh Sharma	Salary (including perquisites)	3,809	3,215
Mrs. Rekha Sharma	Car rental	180	180
Mr. Dinesh Bafna	Car rental	180	180
Name of the party	Nature of Balances	As at March 31, 2024	As at March 31, 2023
HOVS, LLC	Investments	6,60,770	6,60,770
HOVS, LLC	Provision for Investments*	(6,60,770)	(6,60,770)
HOVS Holdings Limited	Investments	7	7
SourceHOV, LLC	Trade receivables	73,777	50,737
	Unbilled revenue	-	1,357
HOV Environment Solutions Private Limited	Loan receivables	78,389	99,089
	Provision for doubtful debts #	78,389	99,089
HOVG, LLC dba Bay Area Credit Service, LLC	Trade receivables	9,004	8,879
Exela Technologies India Private Limited	Deposit Refundable	2,650	2,650
Mr. Parvinder S Chadha	Remuneration payable	490	2,800
Mr. Sunil Rajadhyaksha	Remuneration payable	415	178
Mrs. Lakshmi Kumar	Sitting fees Payable	27	27
Mr. Harjit Singh Anand	Sitting fees Payable	27	-
Mr. Ajay Puri	Sitting fees Payable	27	-
Mrs. Rekha Sharma	Car rental payable	15	15
Mr. Dinesh Bafna	Car rental payable	15	15

Notes:

- a) Related party relationship is as identified by the management and relied upon by the auditors.
- b) *During earlier years, the fair value of investments in a subsidiary i.e. HOVS LLC has decreased (due to decrease in quoted prices of underlying investment held by the aforesaid subsidiary) and accordingly, provision of Rs. 660,770 thousands for diminution in its value had been made.
- c) # During the financial year 2017-18 the Company has made provision of Rs.99,089 thousands towards loan receivable including interest receivable thereon from a subsidiary (HOV Environment Solutions Private Limited) in view of the substantial slow down in its business activities. However, during the year ended March 31, 2024, the said subsidiary has made repayment of Rs. 20,700 thousands towards receivable and accordingly provision made earlier has been reversed and disclosed as an exceptional item in the statement of profit and loss for the year ended March 31, 2024 business activities.
- d) No amounts in respect of related parties have been written off/ written back during the year or has not made any provision for doubtful debts/ receivable except as disclosed above

Notes forming part of financial statements for the year ended March 31, 2024

(All amounts in INR Thousands, unless otherwise stated)

40 It has only one reportable segment i.e. 'IT and IT Enabled services' in terms of requirement of IND AS 108.

41 The Company's lease assets classes primarily consist of leases for buildings.

The Company has used following practical expedient when applying IND AS 116 to leases :

- (a) the Company did not recognize Right to Use and lease liabilities for lease for which the lease terms ends within 12 months on the date of transaction and low value assets
- (b) The weighted average lessee's incremental borrowing rate applied to the lease liabilities is 10% On transition to the IND As 116, the impact thereof is as follows :

Particulars	As at March 31, 2024	As at March 31, 2023
Right of Use - assets	9,426	13,551
Lease Liabilities	10,476	14,192
Following is the movement in lease liabilities		
Opening Balance	14,192	23,740
Additions	-	-
Interest accrued during the year	1,287	1,595
Deletions	-	(5,286)
Payment of Lease liabilities	(5,003)	(5,857)
Closing Balance	10,476	14,192
- Current lease liabilities	3,451	3,716
- Non Current lease liabilities	7,025	10,476
Breakup of the contractual maturities of lease liabilities on an undiscounted basis:		
Less than one year	8,223	5,004
One to five years	15,459	12,064
More than five years	-	-
Short term lease expense incurred :		
Rental expense	-	-
Vehicle Expense	1,140	1,100
42 Assets provided as security		
The carrying amounts of assets provided as security for current and non-current borrowings are:		
Particulars	As at March 31, 2024	As at March 31, 2023
Financial Assets:		
Fixed deposits with banks (earmarked)	1,000	-
Total	1,000	-
43 Payment to auditors		
Particulars	2023-24	2022-23
<i>(Excluding Taxes)</i>		
Audit fees	500	500
Limited review fees	300	300
Certification fees	150	165
Reimbursement of expenses	23	17
Total payment to auditors	973	982

44 Certain financial assets and financial liabilities are subject to formal confirmations and reconciliations, if any. The Management, however, is confident that the impact whereof for the year on the financial statements will not be material.

45 Ratios

The ratios for the years ended March 31, 2024 and March 31, 2023 are as follows:

Particular	Numerator	Denominator	2023-24	2022-23	Variance (in %)
(a) Current Ratio	Total of Current Assets	Total of Current liabilities	8.05	4.75	69.5
(b) Debt Service Coverage Ratio	Profit/(Loss) before exceptional items and tax	Debt Service (Borrowings+ Interest payable)	NA	NA	NA
(c) Return on Equity Ratio	Profit/(Loss) after tax	Total Equity	0.17	0.11	50.5
(d) Trade Receivables Turnover Ratio	Revenue from Operations	Average Trade Receivables	2.24	2.13	5.1
(e) Trade Payable Turnover Ratio	Purchase of services and other expenses	Average trade payable	15.26	12.06	26.5
(f) Net Capital Turnover Ratio	Revenue from Operations	Working capital	0.93	1.33	(29.8)
(g) Net Profit Ratio	Net profit after tax but before exceptional item	Revenue from Operations	0.16	0.22	(24.2)
(h) Return on Capital Employed	Profit/(Loss) before interest, tax and exceptional item	Capital employed (total assets less current liabilities)	0.13	0.16	(14.0)
(j) Return on Investment	Income from investments	Cost of investments	NA	NA	NA

Note :- Detail explanations for the ratios with significant changes (i.e. change of 25% or more as compared to the immediately previous financial year) in the above mentioned ratios

- (a) Due to Increase in financial assets as cash generation from operating activities during the year and increase in trade receivable due to increase in turnover.
- (c) Return on Equity improved as amount recovered from subsidiary earlier provided for and shown as exceptional item in current year.
- (e) Due to increase in employee cost corresponding to increase in turnover during the current year.
- (f) Due to increase in working capital as stated above and increase in turnover, net capital turnover ration gone down in current year.
- (g) Net profit ratio is decrease due to decrease in foreign exchange variation income reduced during the year compared to last year.

- 46**
- a) There are no transactions or balance with struck off companies
 - b) No proceeding has been initiated or pending against the Company for holding any Benami property under the Benami Transactions (Prohibition) Act, 1988, as amended, and rules made thereunder.
 - c) The Company does not have any charges or satisfaction which is yet to be registered with ROC beyond the statutory period.

- d) The Company has not traded or invested in Crypto currency or Virtual Currency during the financial year
- e) There were no transactions relating to previously unrecorded income that have been surrendered and disclosed as income during the year in the tax assessments under the Income Tax Act, 1961.
- f) The Company has not advanced or loaned to or invested in funds to any other person(s) or entity(is), including foreign entities (Intermediaries) with the understanding that the Intermediary shall:
- (i) directly or indirectly lend to or invest in other persons or entities identified in any manner whatsoever by or on behalf of the company (Ultimate Beneficiaries) or
- (ii) provide any guarantee, security or the like to or on behalf of the Ultimate Beneficiaries
- g) The Company has not received any fund from any person(s) or entity(is), including foreign entities (Funding Party) with the understanding (whether recorded in writing or otherwise) that the Company shall
- (i) directly or indirectly lend to or invest in other persons or entities identified in any manner whatsoever by or on behalf of the Funding Party (Ultimate Beneficiaries) or
- (ii) provide any guarantee, security or the like on behalf of the Ultimate Beneficiaries
- 47** Previous year's figures have been regrouped/reclassified wherever necessary conform to the current year's classification.

Signatures to Notes 1 - 47 **For and on behalf of the Board**

Parvinder S Chadha
Chairman & Executive Director
(DIN: 00018468)
Place : Pune
Date : May 28, 2024

Sunil Rajadhyaksha
Executive Director
(DIN:00011683)
Place : Pune
Date : May 28, 2024

Bhuvanesh Sharma
VP-Corporate Affairs
& Company Secretary
Place : Pune
Date : May 28, 2024

Nilesh Bafna
Chief Financial Officer
Place : Pune
Date : May 28, 2024

FORM AOC-1

(Pursuant to first proviso to sub-section (3) of section 129 read with rule 5 of Companies (Accounts) Rules, 2014)
Statement containing salient features of the financial statement of subsidiaries/ associate companies / joint ventures

Part "A": Subsidiaries

Note: This form is to be certified in the manner in which the Balance Sheet is to be certified.

(Information in respect of each subsidiary to be presented with amounts in Rs. Lakhs)

Sr. No.	Name of the subsidiary company	HOVS LLC	HOV Environment LLC	HOVS Holdings Limited	HOV Environment Solutions Private Limited
Amounts in Lakhs					
Financial year ending on		March 31, 2024	March 31, 2024	March 31, 2024	March 31, 2024
Currency		US\$	US\$	US\$	INR
	Exchange rate on last day of financial year	83.3739	83.3739	83.3739	1.00
1	Share Capital	12,275.80	750.37	0.11	1.00
2	Reserves & Surplus	(13,875.22)	(918.55)	(0.11)	(1,129.23)
3	Total Assets	481.93	-	-	372
4	Total Liabilities	481.93			372
5	Details of Investment (Except Investment in subsidiary)	-	-	-	-
6	Turnover	-	-	-	-
7	Profit before taxation	-	-	-	(0.28)
8	Provision for taxation	-	-	-	-
9	Profit after taxation	-	-	-	(0.28)
10	Proposed dividend	-	-	-	-
11	Percentage of share holding	100%	61.10%	100%	100%
			(By HOVS LLC)		(By HOV Environment LLC)

Notes: The following information shall be furnished at the end of the statement

1. Names of subsidiaries which are yet to commence operations: Nil

2. Names of subsidiaries which have been liquidated or sold during the year: Nil

Part "B": Associates and Joint Ventures

Statement pursuant to section 129(3) of the Companies Act, 2013 related to Associate Companies and Joint Ventures:

Not Applicable

For and on behalf of the Board of Directors

Parvinder S Chadha

Chairman & Executive Director

(DIN: 00018468)

Date: May 28, 2024

Notice of 36th Annual General Meeting

NOTICE is hereby given that the Thirty-Sixth (36th) Annual General Meeting (the "AGM") of the Members of HOV Services Limited will be held on **August 3, 2024, the Saturday at 10:30 AM IST** through Video Conferencing ("VC") / Other Audio Visual Means ("OAVM") to transact the following business:

ORDINARY BUSINESS:

1. **To receive, consider and adopt the a) the Audited Standalone Financial Statements of the Company for the financial year ended March 31, 2024, together with the Reports of the Board of Directors and the Auditors' thereon; and b) the Audited Consolidated Financial Statements of the Company for the financial year ended March 31, 2024 together with the Report of the Auditors thereon.**

To consider and if thought fit to pass the following resolution as an **Ordinary Resolutions:**

- a) **"RESOLVED THAT** the Audited Financial Statements of the Company for the financial year ended March 31, 2024 and the reports of the Board of Directors and Auditors thereon, as circulated to the members, be and are hereby considered and adopted."
 - b) **"RESOLVED THAT** the Audited Consolidated Financial Statements of the Company for the financial year ended March 31, 2024 and the report of the Auditors thereon, as circulated to the members, be and are hereby considered and adopted."
2. **To re-appoint Mr. Parvinder S Chadha (DIN: 00018468), Director, who retires by rotation and, being eligible, seeks re-appointment.**

To consider and if thought fit to pass the following resolution as an **Ordinary Resolution:**

"RESOLVED THAT pursuant to the provisions of Section 152 of the Companies Act, 2013, Mr. Parvinder S Chadha, Director, who retires by rotation at this 36th AGM and being eligible has provided his assent for re-appointment, be and is hereby re-appointed as a Director of the Company, liable to retire by rotation."

SPECIAL BUSINESS:

3. **To approve contract of services for revenue in ordinary course of business of the Company with SourceHOV LLC & HOVG LLC, material related party/ies transactions.**

To consider and if thought fit to pass the following resolution as an **Ordinary Resolution:**

"RESOLVED THAT pursuant to the Regulation 23 of the SEBI (Listing Obligations and Disclosure Requirements) Regulations, 2015 (Listing Regulations) and pursuant to Section 188 the Companies Act, 2013, read with the Companies (Management and Administration) Rules, 2014, and subject to other applicable provisions, if any, of the Companies Act, 2013, (including any statutory modification or re-enactment thereof for the time being in force), the Rules thereunder and as recommended by the Audit Committee, the approval of the shareholders of the Company be and is hereby accorded for services contract of value of ₹ 50 Crore by the Company with SourceHOV LLC and HOVG LLC for rendering the services by the Company for the financial year 2024-2025 on such terms and conditions as may be mutually agreed upon between the Board of Directors of the Company and SourceHOV LLC and HOVG LLC, being the related parties of the Company, provided that the said transactions/contract(s) shall be carried out in ordinary course of business and at arm's length basis by the Company."

"RESOLVED FURTHER THAT the Board of Directors of the Company be and is hereby authorized to deal in respect of service contracts for further periods as deemed fit by the Board and to perform all such acts, matters, deeds and things, as may be necessary, to amend the terms and conditions of service contracts, if necessary and to act as may be

necessary or expedient in its own discretion, including the power to delegate, to give effect to this Resolution for and on behalf of the Company.”

“RESOLVED FURTHER THAT all actions taken by the Board in relation with the any matter or contemplated in the said resolutions, be and are hereby approved, ratified and confirmed in all respects, without further referring to the Shareholders' of the Company and that the Shareholders' shall be deemed to have given their approval thereto expressly under the authority of this resolution.”

By Order of the Board
For **HOV Services Limited**

Bhuvanesh Sharma
**VP-Corporate Affairs &
Company Secretary &
Compliance Officer**

Registered Office:
3rd Floor, Sharda Arcade,
Pune Satara Road, Bibwewadi,
Pune – 411037, Maharashtra
CIN: L72200PN1989PLC014448
[Email: investor.relations@hovsltd.com](mailto:investor.relations@hovsltd.com)
www.hovsltd.com

Place: Pune
Date: May 28, 2024

NOTES TO THE NOTICE OF THE AGM:

1. The Ministry of Corporate Affairs (“MCA”) vide circular Nos. Circular No. 14/2020 dated April 08, 2020, Circular No.17/2020 dated April 13, 2020 read with Circular No. 20/2020 dated May 05, 2020, (collectively referred to as the “MCA Circulars”) permitted the holding of Annual General Meeting (“AGM”) through Video Conference (“VC”) or Other Audio Visuals Means (“OVAM”), without the physical presence of the Members at a common venue.

Further, the MCA vide its General Circular No. 22/2020 dated June 15, 2020 and General Circular No. 33/2020 dated September 28, 2020 and General Circular No. 39/2020 dated December 31, 2020 and General Circulars No.2/2022 dated May 5, 2022 and further the MCA vide its Circular No. 10/2022 & No. 11/2022 dated December 28, 2022 in this regard and the latest being 09/2023 dated September 25, 2023 in relation to “Clarification on holding of Annual General Meeting (“AGM”) through Video Conferencing (VC) or Other Audio Visual Means (OAVM)”, (collectively referred to as “MCA Circulars”) and SEBI vide its Circular No. SEBI/HO/CFD/PoD-2/P/CIR/2023/4 dated January 5, 2023 and SEBI/HO/CFD/CFD-PoD-2/P/ CIR/2023/167 dated October 7, 2023 extended the above exemptions till September 30, 2024 for holding the AGM through VC/OAVM, without the physical presence of the Members at a common venue.

2. Accordingly, in accordance with the MCA Circulars, provisions of the Companies Act, 2013 (“Act”), and SEBI (Listing Obligations and Disclosure Requirements) Regulations, 2015 (“SEBI Listing Regulations”), the 36th AGM of the Company is being held through VC / OAVM. The Registered office of the Company situated at 3rd Floor Sharda Arcade, Bibwewadi, Pune Satara Road, Pune -411037 shall be deemed as the venue for the Meeting and the proceedings of the AGM shall be deemed to be made thereat.

Accordingly, the Notice of the AGM along with the Annual Report for FY 2023-24 is being sent by electronic mode to those Members whose e-mail addresses are registered with the Company/National Securities Depository Limited (“NSDL”) and the Central Depository Services (India) Limited (“CDSL”), collectively “Depositories”.

3. **The Explanatory Statement pursuant to Section 102 of the Companies Act, 2013 in respect of the business under Item Nos. 3 of the Notice, is annexed hereto.**

4. **A Member entitled to attend and vote at the AGM is entitled to appoint a proxy to attend and vote on his/her behalf and a proxy need not be a Member of the company.** Since, this AGM is being held through VC/OAVM under the framework of the provisions of the MCA Circulars, physical attendance of the Members has been dispensed with. Accordingly, the facilities for appointment of proxies by the Members is not available for the AGM and hence the Proxy Form and Attendance Slip are not provided with this Notice.

5. Since the AGM will be held through VC/OAVM, the Route Map is not annexed to this Notice.

6. The details of the Directors seeking appointment/re-appointment at this AGM, as required in terms of Regulation 36(3) of the SEBI (Listing Obligations and Disclosure Requirements) Regulations, 2015 is provided in the Annexure to the Notice.

7. DISPATCH OF ANNUAL REPORT THROUGH ELECTRONIC MODE

In accordance with the above mentioned MCA Circulars and SEBI Circular, Notice of the AGM along with the Annual Report 2023-24 is being sent only through electronic mode to those Members whose email addresses are registered with the Company/ Depositories.

The Notice and Annual Report 2023-24 will also be available on the Company's website www.hovsltd.com, websites of

the Stock Exchanges i.e. BSE Limited and National Stock Exchange of India Limited at www.bseindia.com and www.nseindia.com respectively, and also available on the website of Company's Registrar and Transfer Agent, KFin Technologies Limited ("KFinTech") at <https://evoting.kfintech.com>

8. GUIDELINE FOR RECEIVING ALL COMMUNICATION (INCLUDING ANNUAL REPORT) FROM THE COMPANY ELECTRONICALLY:

- a) Those Members holding shares in physical mode and who have not registered / updated their email address with the Company are requested to register / update the same by writing to the Company with details of folio number and attaching a self-attested copy of PAN card at investor.relations@hovsltd.com or to KFinTech at inward.ris@kfintech.com
- b) Those Members holding shares in dematerialised mode are requested to register / update their email addresses with the relevant Depository Participant.

9. PROCEDURE FOR JOINING/ATTENDING THE AGM THROUGH VC/ OAVM

The Company has appointed M/s KFin Technologies Limited, Registrars and Transfer Agents, to provide VC/OAVM to enable the Members to attend and participate in the AGM.

- a) **Members will be able to attend the AGM through VC / OAVM or view the live webcast at <https://emeetings.kfintech.com> by using their e-voting login credentials. Members are requested to follow the procedure given below:**
 - i. Launch internet browser (chrome/firefox/safari) by typing the URL: <https://emeetings.kfintech.com>
 - ii. Enter the login credentials (i.e., User ID and password for e-voting).
 - iii. After logging in, click on "Video Conference" option.
 - iv. Then click on camera icon appearing against AGM event of HOV Services Limited, to attend the Meeting.
- b) Members who do not have User ID and Password for e-voting or have forgotten the User ID and Password may retrieve the same by following the procedure given in the E-voting instructions.
- c) Members who would like to express their views or ask questions during the AGM may register themselves by logging on <https://emeetings.kfintech.com> and clicking on the 'Speaker Registration' option available on the screen after log in. **The Speaker Registration will be open during July 30, 2024 to August 2, 2024.** Only those members who are registered will be allowed to express their views or ask questions. The Company reserves the right to restrict the number of questions and number of speakers, depending upon availability of time as appropriate for smooth conduct of the AGM.
- d) Those Members who have registered themselves as a speaker will only be allowed to ask questions /express their views during the AGM. The Company reserves the right to restrict the number of speakers depending on the availability of time for the AGM.
- e) Due to limitations of transmission and coordination during the Q&A session, the Company may dispense with the "Speaker Registration" during the AGM.
- f) Members will be allowed to attend the AGM through VC / OAVM on first come, first served basis. No restrictions on account of first come first served basis entry into AGM in respect of large Shareholders (Shareholders holding 2% or more shareholding), Promoters, Institutional Investors, Directors, Key Managerial Personnel, the Chairpersons of the Audit Committee, Nomination and Remuneration Committee; Stakeholders Relationship Committee, and Auditors.

- g) Facility to join the AGM through VC / OAVM **shall be open 30 minutes before** the scheduled time of the AGM and **shall be closed after 15 minutes** after the scheduled time of AGM.
10. Members who need assistance before or during the AGM, can contact Mr. Mohd Mohsin Uddin, Senior Manager, KFin Technologies Limited at Selenium Tower B, Plot 31-32, Financial District, Nanakramguda Serilingampally Mandal, Hyderabad, 500032, Telangana or send an email to einward.ris@kfintech.com or call on toll free number 1800-309-4001. Kindly quote your name, DP ID-Client ID / Folio no. and E-voting Event Number in all your communications.
11. In case of joint holders attending the Meeting, only such joint holder who is higher in the order of names will be entitled to vote.
12. Members (member's login) attending the AGM through VC / OAVM shall be reckoned for the purpose of quorum under Section 103 of the Act.
13. Corporate/ Institutional Members are required to send a scanned copy (PDF/JPG Format) of its board or governing body Resolution/Authorization etc., authorizing its representative to attend the AGM through VC / OAVM on its behalf and to vote through remote e-voting. The said Resolution/Authorization shall be sent to the Scrutinizer by email through its registered email address to prajot@prajottungarecs.com or/ jayesh@prajottungarecs.com with a copy marked to evoting@kfintech.com
14. **INSTRUCTIONS FOR REMOTE E-VOTING AND VOTING AT THE AGM**
- i) The Company has engaged the services of KFin Technologies Limited (“KFin”) for conducting the AGM through VC/OAVM and enabling participation of shareholders at the meeting thereto and for providing services of remote e-voting and e-voting during the AGM (Insta Poll).
- ii) Any person, whose name is recorded in the Register of Members or in the Register of beneficial owners (in case of electronic shareholding) maintained by the depositories as on the **July 26, 2024** only shall be entitled to avail the facility of remote e-voting.
- iii) The remote e-voting facility will be available during the following voting period. The remote e-voting module shall be disabled by Kfin for voting thereafter. Once the vote on a resolution is cast by the shareholder, he/she/it shall not be allowed to change it subsequently.

Commencement of remote e-voting	Tuesday, July 30, 2024 at 9:00 AM IST
End of remote e-voting	Friday, August 2, 2024 at 5:00 PM IST

- iv) The voting right of shareholders shall be in proportion to their share in the paid-up equity share capital of the Company as on the cut-off date.
- v) Remote e-Voting: Pursuant to the provisions of Section 108 of the Companies Act, 2013 read with Rule 20 of the Companies (Management and Administration) Rules, 2014 (as amended) and Regulation 44 of SEBI (Listing Obligations & Disclosure Requirements) Regulations 2015 (as amended) and the MCA Circulars, the Company is providing facility to its Members to exercise their right to vote on resolutions resolutions proposed to be passed at AGM by electronic means (“e-voting”). Members may cast their votes remotely, using an electronic voting system on the dates mentioned herein below (“remote e-voting”). For this purpose, the facility of casting votes by a shareholder using remote e-voting as well as the e-voting system on the date of the AGM will be provided by KFin Technologies Limited.

- vi) In order to increase the efficiency of the voting process, and pursuant to the SEBI Circular No. SEBI/HO/CFD/CMD/CIR/P/2020/242 dated 9 December 2020, the demat account holders, are provided a single login credential, through their demat accounts/ websites of Depositories/ Depository Participants. Demat account holders will now be able to cast their vote without having to register again with the E-voting Service Providers (“ESPs”), thereby facilitating seamless authentication and convenience of participating in e-voting process.
15. The Board of Directors has appointed **Mr. Prajot Tungare, Practicing Company Secretary, Pune as a Scrutinizer** to scrutinize the remote e-voting and voting during AGM in a fair and transparent manner.
16. The scrutinizer shall immediately after the conclusion of voting at the AGM, first count the votes cast during the AGM, thereafter unblock the votes cast through remote e-voting. The Scrutinizer shall submit a consolidated Scrutinizer's Report of the total votes cast in favour or against, if any, not later than 48 hours of conclusion of the AGM to the Chairman of the Company or a person authorized by the Chairman. The Chairman or the person authorized by the Chairman, shall declare the result of the voting forthwith.
17. The Results on resolutions shall be declared after the AGM of the Company and subject to the requisite number of votes in favour the resolutions shall be deemed to be passed on the date of the Meeting i.e. **August 3, 2024**.
The Results declared along with the Scrutinizer's Report shall be placed at the Company's website www.hovsltd.com and on the website of KFinTech i.e. <https://evoting.kfintech.com> and shall be field simultaneously with the stock exchanges.
18. The Register of Members and Transfer Books of the Company will be closed from **August 1, 2024, to August 3, 2024 both days inclusive**.
19. Members holding shares in physical form are requested to quote their folio number in all correspondence with the Company and to intimate the following directly to the Company's Registrar and Share Transfer Agent- KFin Technologies Limited, Selenium, Tower B, Plot number 31 & 32, Financial District, Nanakramguda, Serilingampally Mandal, Hyderabad 500 032, Telangana:
- Change, if any in their address;
 - Request for nominations form as per the provisions of the Companies Act, 2013.
 - Members holding share in dematerized form are requested to contact their Depository Participant for any change in their particulars.
20. At the 34th AGM held on July 20, 2022 the members had appointed M/s Lodha & Co LLP, Chartered Accountant as the Statutory Auditors of the Company to hold office for a five-year period from the conclusion of 34th AGM till the conclusion of 39th AGM to be held in year 2027. The requirement to place the matter relating to appointment of auditors for ratification by Members at every AGM has been done away by the Companies (Amendment) Act, 2017 with effect from May 7, 2018. Accordingly, no resolution is being proposed for ratification of appointment of statutory auditors at the 36th AGM.

21. INSPECTION OF DOCUMENTS

The Register of Directors and Key Managerial Personnel and their shareholding maintained under Section 170 of the Act, the Register of Contracts or Arrangements in which the directors are interested, maintained under Section 189 of the Act, and the relevant documents referred to in the Notice will be available electronically for inspection by the members during the AGM.

The certificate from the Auditors of the Company certifying that the Company's HOVS ESOP Plan 2007 is being implemented in accordance with the SEBI (Employee Stock Option Scheme and Employees Stock Purchase Scheme) Guidelines, 1999 will be available electronically for inspection by the members during the AGM.

22. Procedure for Login for E-voting and Attending AGM through VC/OAVM for Individual Shareholders holding securities in Demat mode.

A. The detailed process and manner for remote e-voting for individual shareholders holding securities in Demat mode are explained herein below:

- | | |
|--|---|
| Individual Shareholders holding securities in Demat mode with CDSL | <ol style="list-style-type: none"> 1) Users who have opted for CDSL Easi / Easiest facility, can login through their existing user id and password. Option will be made available to reach e-voting page without any further authentication. The users to login to Easi / Easiest are requested to visit cdsi website http://www.cdslindia.com and click on login icon & New System Myeasi Tab. 2) After successful login the Easi / Easiest user will be able to see the e-voting option for eligible companies where the e-voting is in progress as per the information provided by company. On clicking the e-voting option, the user will be able to see e-voting page of the e-voting service provider for casting their vote during the remote e-voting period or joining virtual meeting and voting during the meeting. Additionally, there is also links provided to access the system of all ESPs, so that the user can visit the ESPs' website directly. 3) If the user is not registered for Easi/Easiest, option to register is available at www.cdslindia.com and click on login & New System Myeasi Tab and then click on registration option. 4) Alternatively, the user can directly access e-voting page by providing Demat Account Number and PAN No. from an e-Voting link available on www.cdslindia.com home page. The system will authenticate the user by sending OTP on registered Mobile & Email as recorded in the Demat Account. After successful authentication, user will be able to see the e-voting option where the e-voting is in progress and also able to directly access the system of all ESPs. |
| Individual Shareholders holding securities in Demat mode with NSDL | <ol style="list-style-type: none"> 1) If you are already registered for NSDL IDeAS facility, please visit the e-Services website of NSDL. Open web browser by typing the following URL: https://eservices.nsd.com either on a Personal Computer or on a mobile. Once the home page of e-Services is launched, click on the "Beneficial Owner" icon under "Login" which is available under 'IDeAS' section. A new screen will open. You will have to enter your User ID and Password. After successful authentication, you will be able to see e-voting services. Click on "Access to e-Voting" under e-voting services and you will be able to see e-voting page. Click on company name or e-voting service provider name and you will be re-directed to e-voting service provider website for casting your vote during the remote e-voting period or joining virtual meeting and voting during the meeting. 2) If the user is not registered for IDeAS e-Services, option to register is available at https://eservices.nsd.com. Select "Register Online for IDeAS" portal or click at https://eservices.nsd.com/SecureWeb/IdeasDirectReg.jsp. 3) Visit the e-voting website of NSDL. Open web browser by typing the following URL: https://www.evoting.nsd.com/ either on a Personal Computer or on a mobile. Once the home page of e-voting system is launched, click on the icon "Login" which is available under 'Shareholder/Member' section. A new screen will open. You will have to enter your User ID (i.e. your sixteen digit demat account number held with NSDL), Password/OTP and a Verification Code as shown on the screen. After successful authentication, you will be redirected to NSDL Depository site wherein you can see e-voting page. Click on company name or e-voting service provider name and you will be redirected to e-voting service provider website for casting your vote during the remote e-voting period or joining virtual meeting and voting during the meeting. |

Individual Shareholders (holding securities in demat mode) login through their Depository Participants	You can also login using the login credentials of your demat account through your Depository Participant registered with NSDL/CDSL for e-voting facility. After successful login, you will be able to see e-voting option. Once you click on e-Voting option, you will be redirected to NSDL/CDSL Depository site after successful authentication, wherein you can see e-voting feature. Click on company name or e-voting service provider name and you will be redirected to e-voting service provider website for casting your vote during the remote e-voting period or joining virtual meeting and voting during the meeting.
--	--

Important note: Shareholders who are unable to retrieve User ID/ Password are advised to use Forget User ID and Forget Password option available at above mentioned website.

Helpdesk for Individual Shareholders holding securities in demat mode for any technical issues related to login through Depository i.e. NSDL and CDSL.

Login type	Helpdesk details
Individual Shareholders holding securities in Demat mode with NSDL	Shareholders facing any technical issue in login can contact NSDL helpdesk by sending a request at evoting@nsdl.co.in or call at toll free no.: 022-4886 7000 and 022-2499 7000.
Individual Shareholders holding securities in Demat mode with CDSL	Shareholders facing any technical issue in login can contact CDSL helpdesk by sending a request at helpdesk.evoting@cdslindia.com or contact at toll free no. 1800 22 55 33.

B. Login method for e-voting and joining virtual meetings for shareholders holding shares in physical mode and non-individual shareholders holding shares in demat form:

- i. Shareholders should log on to the e-voting website: <https://evoting.kfintech.com>.
 - a) Enter the login credentials i.e., user id and password mentioned below:

For Members holding shares in Demat Form :-

 - For NSDL: 8 Character DP ID followed by 8 Digits Client ID
 - For CDSL: 16 digits beneficiary ID
 - b) For Members holding shares in Physical Form:
 - **Event no.** i.e. **8067**, followed by Folio Number registered with the Company.
 - **Password:** If you are already registered for e-Voting, then you can use your existing password to login and cast your vote. If you are using Kfin's e-Voting system for the first time, you will need to retrieve the 'initial password' communicated to you by e-mail. Shareholders who have not registered their email addresses can follow the steps provided at serial no xiii below to obtain the User ID and password.
 - **Captcha:** Enter the Verification code i.e., please enter the alphabets and numbers in the exact way as they are displayed for security reasons.
- ii. After entering the details appropriately, click on LOGIN.
- iii. In case you are retrieving and using your 'initial password', you need to enter the 'initial password' and the system will force you to change your password. Once you reach the Password change menu you will be required to mandatorily change your password. The new password shall comprise of minimum 8 characters with at least one

upper case (A-Z), one lower case (a-z), one numeric value (0-9) and a special character. The system will prompt you to change your password and update any contact details like mobile, e-mail etc. on first login. You may also enter the secret question and answer of your choice to retrieve your password in case you forget it. It is strongly recommended not to share your password with any other person and take utmost care to keep your password confidential.

You need to login again with the new credentials.

- iv. On successful login, the system will prompt you to select the EVENT i.e., **“HOV SERVICES LIMITED”**.
- v. On the voting page, the number of shares as held by the shareholder as on the Cut-off Date will appear. If you desire to cast all the votes assenting/ dissenting to the Resolution, then enter all shares and click **“FOR”/“ AGAINST”** as the case may be. You are not required to cast all your votes in the same manner. You may partially enter any number in **“FOR”** and partially in **“AGAINST”** but the total number in **“FOR / AGAINST”** taken together should not exceed your total shareholding as mentioned hereinabove. You may also choose the option **“ABSTAIN”** in case you wish to abstain from voting. If you do not indicate either **“FOR”** or **“AGAINST”** it will be treated as **“ABSTAIN”** and the shares held will not be counted under either head.
- vi. Shareholders holding multiple folios / demat account shall choose the voting process separately for each folios / demat account.
- vii. Cast your vote by selecting an appropriate option and click on SUBMIT. A confirmation box will be displayed. Click OK to confirm else CANCEL to modify. Once you confirm, you will not be allowed to modify your vote.
- viii. During the voting period, shareholders can login any number of times till they have voted on the resolution.
- ix. Once you have cast your vote on a resolution you will not be allowed to modify it subsequently.
- x. The voting rights of Members shall be in proportion to their share of the paid-up equity share capital of the Company as on the cut-off date i.e., July 26, 2024
- xi. Any person who becomes a member of the Company after dispatch of the Notice of the Meeting and holding shares as on the cut-off date i.e., July 26, 2024, may obtain the User ID and password in the manner as mentioned below:
If the mobile number of the member is registered against Folio No. / DP ID Client ID, the member may:
 - a) Send SMS: MYEPWD <space>
E-Voting Event Number+Folio No. or DP ID Client ID to 9212993399
Example for NSDL:
MYEPWD <SPACE> In12345612345678
Example for CDSL :
MYEPWD <SPACE> 1402345612345678
Example for Physical:
MYEPWD <SPACE> XXXX1234567890
 - b) On the home page of <https://evoting.kfintech.com>, click **“Forgot Password”** and enter Folio No. or DP ID Client ID and PAN to generate a password.
- xii. Corporate/institutional members (i.e. other than individuals, HUF, NRI, etc.) are required to send scanned image (PDF/JPG format) of certified true copy of relevant board resolution/authority letter etc. together with attested specimen signature of the duly authorised signatory(ies) who is/are authorised to vote, to the Scrutinizer through

email at jayesh@prajottungarecs.com and may also upload the same in the e-voting module in their login. The scanned image of the above documents should be in the naming format 'BFL_EVENT No.'

- xiii. In case of any queries/grievances, you may refer the Frequently Asked Questions (FAQs) for members and e-voting User Manual available at the 'download' section of <https://evoting.kfintech.com> or call KFin on 1800 309 4001 (toll free).

A. Voting at e-AGM

- i. Only those members/shareholders, who will be present in the e-AGM and who have not cast their vote through remote e-voting and are otherwise not barred from doing so are eligible to vote.
- ii. Members who have voted through remote e-voting will still be eligible to attend the e-AGM.
- iii. Members attending the e-AGM shall be counted for the purpose of reckoning the quorum under section 103 of the Act.
- iv. Voting at e-AGM will be available at the end of the e-AGM and shall be kept open for 15 minutes. Members viewing the e-AGM, shall click on the 'e-voting' sign placed on the left-hand bottom corner of the video screen. Members will be required to use the credentials, to login on the e-Meeting webpage, and click on the 'Thumbs-up' icon against the unit to vote.

B. Instructions for members for attending the e-AGM

- i. Members will be able to attend the e-AGM through VC/OAVM or view the live webcast of e-AGM provided by Kfin at <https://emeetings.kfintech.com> by using their remote e-voting login credentials and by clicking on the tab "video conference". The link for e-AGM will be available in members' login, where the EVENT and the name of the Company can be selected.
- ii. Members are encouraged to join the meeting through devices (Laptops, Desktops, Mobile devices) with Google Chrome for seamless experience.
- iii. Further, members registered as speakers will be required to allow camera during e-AGM and hence are requested to use internet with a good speed to avoid any disturbance during the meeting.
- iv. Members may join the meeting using headphones for better sound clarity.
- v. While all efforts would be made to make the meeting smooth, participants connecting through mobile devices, tablets, laptops, etc. may at times experience audio/video loss due to fluctuation in their respective networks. Use of a stable Wi-Fi or LAN connection can mitigate some of the technical glitches.
- vi. Members, who would like to express their views or ask questions during the e-AGM will have to register themselves as a speaker by visiting the URL <https://emeetings.kfintech.com/> and clicking on the tab 'Speaker Registration' during the period starting from **July 30, 2024 at 9:00 AM IST** up to **August 2, 2024 at 5:00 PM IST**. Only those members who have registered themselves as a speaker will be allowed to express their views/ask questions during the e-AGM. The Company reserves the right to restrict the number of speakers depending on the availability of time for the e-AGM. Only questions of the members holding shares as on the cut-off date will be considered.
- vii. A video guide assisting the members attending e-AGM either as a speaker or participant is available for quick reference at URL <https://emeetings.kfintech.com/>, under the "How It Works" tab placed on top of the page.
- viii. Members who need technical assistance before or during the e-AGM can contact KFin at emeetings@kfintech.com or Helpline: 1800 309 4001.

I) Procedure for Registration of email and Mobile: securities in physical mode

Physical shareholders are hereby notified that based on SEBI Circular number: SEBI/HO/MIRSD/MIRSD-PoD-1/P/CIR/2023/37, dated March 16th, 2023, All holders of physical securities in listed companies shall register the postal address with PIN for their corresponding folio numbers. It shall be mandatory for the security holders to provide mobile number. Moreover, to avail online services, the security holders can register e-mail ID. Holder can register/update the contact details through submitting the requisite ISR 1 form along with the supporting documents.

ISR 1 Form can be obtained by following the link: <https://ris.kfintech.com/clientservices/isc/isrforms.aspx>

ISR Form(s) and the supporting documents can be provided by any one of the following modes.

- a) Through 'In Person Verification' (IPV): the authorized person of the RTA shall verify the original documents furnished by the investor and retain copy(ies) with IPV stamping with date and initials; or
- b) Through hard copies which are self-attested, which can be shared on the address below; or

Name	KFIN Technologies Limited
Address	Selenium Building, Tower-B, Plot No 31 & 32, Financial District, Nanakramguda, Serilingampally, Hyderabad, Rangareddy, Telangana India - 500 032.

- c) Through electronic mode by registering at the link: <https://kprism.kfintech.com/>

- d) Detailed FAQ can be found on the link: <https://ris.kfintech.com/faqs.aspx>

For more information on updating the email and Mobile details for securities held in electronic mode, please reach out to the respective DP(s), where the DEMAT a/c is being held.

23. In case of any query pertaining to remote e-voting, joining AGM through VC and related matters, may refer to the "Help" and "FAQs" sections / E-voting user manual available through a dropdown menu in the "Downloads" section of Kfintech's website for e-voting: <https://evoting.kfintech.com> or by sending an email to evoting@kfintech.com or call Toll-free No. 1800-309-4001.

24. Application initiative by our RTA

Members are requested to note that as an ongoing endeavor to enhance shareholders experience and leverage new technology, Kfintech has developed following applications for shareholders:

INVESTOR SUPPRT CENTRE:

Members are hereby notified that our RTA, KFin Technologies Limited (Formerly known as KFin Technologies Private Limited), based on the SEBI Circular (SEBI/HO/MIRSD/MIRSD-PoD-1/P/CIR/2023/72) dated Jun 08, 2023, have created an online application which can be accessed at [https://ris.kfintech.com/default.aspx# > Investor Services > Investor Support](https://ris.kfintech.com/default.aspx#>Investor%20Services%20>Investor%20Support).

Members are required to register / signup, using the Name, PAN, Mobile and email ID. Post registration, user can login via OTP and execute activities like, raising Service Request, Query, Complaints, check for status, KYC details, Dividend, Interest, Redemptions, eMeeting and eVoting Details.

Quick link to access the signup page: <https://kprism.kfintech.com/signup>

Summary of the features and benefits are as follows:

1. The provision for the shareholders to register online.
2. OTP based login (PAN and Registered mobile number combination)
3. Raise service requests, general query, and complaints.
4. Track the status of the request.
5. View KYC status for the folios mapped with the specific PAN.
6. Quick links for SCORES, ODR, e-Meetings and eVoting.
7. Branch Locator
8. FAQ's

SENIOR CITIZENS INVESTOR CELL:

As part of our RTA's initiative to enhance the investor experience for Senior Citizens, a dedicated cell has been newly formed to assist exclusively the Senior Citizens in redressing their grievances, complaints, and queries. The Senior Citizens wishing to avail this service can send the communication with the below details to the email id, senior.citizen@kfintech.com.

Senior Citizens (above 60 years of age) have to provide the following details:

1. ID proof showing Date of Birth
2. Folio Number
3. Company Name
4. Nature of Grievance

The cell closely monitors the complaints coming from Senior Citizens through this channel and assists them at every stage of processing till closure of the grievance.

ONLINE PV:

In today's ever-changing dynamic digital landscape, security, foolproof systems and efficiency in identity verification are paramount. We understand the need to protect the interests of you (shareholders) and also comply with KYC standards. Ensuring security and KYC compliance is paramount of importance in today's remote world. Digital identity verification, using biometrics and digital ID document checks, helps combat fraud, even when individuals aren't physically present. To counteract common spoofing attempts, we engage in capturing liveness detection and facial comparison technology.

We are excited to announce that our RTA has introduced an Online Personal Verification (OPV) process, based on liveness detection and document verification.

Key Benefits: - i) A fully digital process, only requiring internet access and a device; ii) Effectively reduces fraud for remote and unknown applicants; and iii) Supports KYC requirements.

Here's how it works:

Users receive a link via email and SMS.

Users record a video, take a selfie, and capture an image with their PAN card.

Facial comparison ensures the user's identity matches their verified ID (PAN).

WhatsApp:

Shareholders can use WhatsApp Number: (91) 910 009 4099 to avail bouquet of services.

ANNEXURE TO THE NOTICE OF 36th AGM**EXPLANATORY STATEMENT PURSUANT TO SECTION 102 OF THE COMPANIES ACT, 2013**

The following explanatory statement sets out all material facts relating to the business mentioned under **Item Nos. 3** of the accompanying Notice of the Annual General Meeting: -

Item No. 3 Contract of services for revenue of the Company with SourceHOV LLC & HOVG LLC, related party/ies transactions in ordinary course of business of the Company

The Company (the "HOVS") in the ordinary course of business has been providing services of IT Support & Maintenance and Data Entry services to the SourceHOV LLC and HOVG LLC. Both are "related party" pursuant to the applicable provisions of Section 188 of the Companies Act, 2013 and Regulation 2(zb) of SEBI (Listing Obligations and Disclosure Requirements) Regulations, 2015.

The total contract value of Rs. 50.0 crore with the aforesaid related parties, exceeds the limits of 10% of consolidated turnover approx. Rs 16.0 crore of year ended March 31, 2024. Accordingly, both contracts are material related party transactions in accordance with Regulation 23 of Securities Exchange Board of India (Listing Obligation and Disclosure Requirements) Regulations, 2015 and therefore, require approval of Shareholders of the Company. The Board of Directors of the Company at their meeting held on May 28, 2024 on the recommendations of the Audit Committee, have considered these transactions for the approval of the shareholders of the Company.

The particulars required pursuant to the Explanation (3) of Rule 15(1) of the Companies (Meetings of Board and its Powers) Rules, 2014 are as detailed below:

Sr. No.	Description	Particulars
1	Name of the related party	SourceHOV LLC & HOVG LLC
2	Name of Promoter/Director/ KMP who is related, if any	Parvinder S Chadha; Adesi 234 LLC; HOF 2 LLC are Promoters of the Company, also holds beneficial ownership of Exela Technologies Inc. Parvinder S Chadha, Chairman & Executive Director of the Company. Sunil Rajadhyaksha, Promoter & Executive Director of the Company. Surinder Rametra; Stern Capital Partners LLC, Promoters of the Company. General Pacific LLC; Promoter Group entity. Vikram Negi, Executive Director of the Company. Nilesh Bafna, Chief Financial Officer and Bhuvanesh Sharma, Company Secretary are KPMs of the Company.
3	Nature of relationship	SourceHOV LLC & HOVG LLC, are entities of Exela Technologies, Inc. HOV Services Limited holds investments in Exela Technologies, Inc.
4	Type, material terms, tenure, monetary value and particulars of the transaction/ contract/arrangements	IT support & Maintenance services and Data entry services contract with SourceHOV LLC and Services for developing applications, networking, software support and contract for maintenance services with HOVG LLC. The services are billable services for revenue of value approx. Rs. 50 Crore per annum budgeted with the parties for FY 2024-25.
5	Justification of the proposed transaction beneficial to the Company	The Company have been providing the services on the cost plus mark-up and fixed fees basis and the contracts/transactions generates revenue in the ordinary course of business for the Company receivables in US\$ every year.
6	Percentage of HOV Services Limited's annual consolidated turnover, for the immediately preceding financial year, that is represented by the value of the proposed transaction	32.25 % of the annual turnover, represented by the value of the proposed transaction.

7	Details of the valuation report or external party report (if any) enclosed with the Notice	Not required as the contract is the revenue generation transactions.
8	Any other information relevant or important for the members to take a decision on the proposed resolution	All the contracts/arrangements and the transactions with "related parties" are reviewed and approved by the Audit Committee and the relevant information forming part of the statement setting out material facts which has been mentioned in the above paragraphs.
9	Following additional disclosures to be made in case loans, inter-corporate deposits, advances or investments made or given:	
	Source of funds in connection with proposed transaction- Not Applicable	
	In case any financial indebtedness is incurred to make or give loans, intercorporate deposits, advances or investment: Not Applicable	
	<ul style="list-style-type: none"> • nature of indebtedness • cost of funds and • tenure of the indebtedness 	
	Terms of the loan, inter-corporate deposits, advances or investment made or given (including covenants, tenure, interest rate and repayment schedule, whether secured or unsecured; if secured, the nature of security- Not Applicable	
	Purpose for which the funds will be utilised by the ultimate beneficiary of such funds pursuant to the RPT- Not Applicable	

The Promoters/Promoter Group Entity/Promoter Directors/KPM of the Company, as mentioned above shall not vote to approve on the shareholder resolution in annual general meeting as it is a 'material related party transaction' as per the SEBI (LODR), 2015.

The Board of Directors recommends the ordinary resolutions set forth in this Notice for the approval of the Members.

None of the directors, except as stated above, Key Managerial Personnel of HOVS and their relatives are interested in the aforesaid resolutions, except to the extent of their shareholding, if any, in HOVS.

ANNEXURE TO THE NOTICE OF 36th AGM**DETAILS OF DIRECTORS SEEKING APPOINTMENT / RE-APPOINTMENT AT THE ANNUAL GENERAL MEETING**

Profile of director and additional information as required under Regulation 36 (3) of the SEBI (Listing Obligations & Disclosure Requirements) Regulations, 2015 and Clause 1.2.5 of Secretarial Standards-2 on General Meetings, for directors seeking appointment/re-appointment are as below:

Name of the Director	Mr. Parvinder S Chadha		
DIN	00018468		
Date of Birth and Age	April 7, 1955; 69 Years		
Date of first Appointment on the Board	November 1, 2022		
Qualifications	B.S. degree in Electrical Engineering from the Punjab Engineering College, India		
Experience	+42 years		
Expertise	Mr. Chadha brings over 40 years of experience in building businesses in the Americas, Europe and Asia, including execution of mergers and acquisitions, integration of businesses and public offerings.		
Number of Meetings of the Board attended during the Year	4		
Shareholding in Company	Promoter/s	No. of shares	%
	Self	38,250	0.30
	Held through HOF2 LLC	16,67,933	13.24
	Held through ADESI 234 LLC	30,00,985	23.83
	Total Holdings	47,07,168	37.37
Relationship with other Directors, Manager and other Key Managerial Personnel of the Company	NIL; Mr. Parvinder is the Promoter of the Company.		
Terms and conditions of appointment or re-appointment along with details of remuneration sought to be paid/last drawn	As per the Nomination and Remuneration Policy of the Company and as determined by Board of Directors of the Company. INR 84 Lakhs drawn in the FY 2023-24.		
Public/Listed Companies Directorship	NIL		
Private Companies Directorship	NIL		
Membership/ Chairmanship of Committees of other company	NIL		

Brief profile of director getting appointed/re-appointed:**1. Mr. Parvinder S Chadha**

Parvinder S Chadha is the founder, Chief Executive Officer, and Chief Investment Officer of HGM, a family office formed in 2001. Mr. Chadha has over 40 years of experience in building businesses in the Americas, Europe, and Asia, including the execution of mergers and acquisitions, integration of businesses, and leading public companies.

Mr. Chadha has served as Chairman of Exela Technologies, Inc. (Nasdaq: XELA, XELA) between 2017-2021, and its Executive Chairman since September 2021. In addition, Mr. Chadha has served as Chairman of SourceHOV since 2011, and was Chairman of Lason Inc. from 2007 to 2011 until its merger with SourceCorp, a predecessor company of SourceHOV. Since 2005, Mr. Chadha had served as a Promoter Director of HOV Services Limited (NSE: HOVS), listed on the National Stock exchange of India, acting as its Chairman from 2009 to 2011. Mr. Chadha is also Co-founder of Rule 14, LLC, a leading AI automation company formed in 2011, and during his career, have founded or co-founded other technology companies in the fields of metro optical networks, systems-on-silicon, and communications.

Through HGM, Mr. Chadha previously participated in director and executive roles in joint ventures with major financial and investment institutions, including portfolio companies of HGM, and he currently hold and manage investments in evolving financial technology, health technology, and communications industries.

By Order of the Board
For **HOV Services Limited**

Bhuvanesh Sharma
**VP-Corporate Affairs &
Company Secretary &
Compliance Officer**

Place: Pune
Date: May 28, 2024

Registered Office:
3rd Floor, Sharda Arcade,
Pune Satara Road, Bibwewadi,
Pune – 411037, Maharashtra
CIN: L72200PN1989PLC014448
Email: investor.relations@hovsltd.com
www.hovsltd.com

HOV SERVICES LIMITED

CIN:L72200PN1989PLC014448

Regd Office : 3rd Floor, Sharda Arcade, Pune Satara Road, Bibwewadi Pune - 411 037, Maharashtra, INDIA

Tel: 91-20 24221460, Fax: 91-20 24221470, www.hovsltd.com