

# SAGAR SOYA PRODUCTS LIMITED

CIN: L15141MH1982PLC267176

Regd. Office: 32, Vyapar Bhavan, 49, P.D. Mello Road, Mumbai, Maharashtra-400009  
Visit us at: [www.sagarsoyaproducts.com](http://www.sagarsoyaproducts.com), Email: [compliance.ssp@gmail.com](mailto:compliance.ssp@gmail.com)

---

Date: November 9, 2023

To,  
Department of Corporate Service (DCS-CRD),  
Bombay Stock Exchange Limited  
Phiroze Jeejeebhoy Towers,  
Dalal Street, Fort,  
Mumbai - 400 001.

**Sub.: Approval of Un-audited Financial Results for the quarter and half year ended 30th September, 2023 in pursuance of Regulation 33 (3) of the Listing Obligation and Disclosure Requirement Regulation 2015**

Dear Sir,

With reference to above captioned subject, we hereby submit you the un-audited Financial results along with Limited Review Report duly approved by the Board and reviewed by the auditors for the quarter and half year ended 30th September, 2023.

Kindly take on record and acknowledge the same.

Thanking you,

For SAGAR SOYA PRODUCTS LIMITED



ARUN KUMAR SHARMA  
DIRECTOR  
DIN: 00369461

Encl: As above

## LIMITED REVIEW REPORT

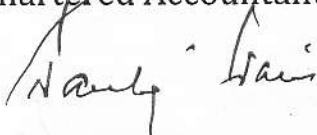
To,  
Board of Director  
Sagar Soya Products Limited

We have reviewed the accompanying statement of standalone unaudited financial results of **SAGAR SOYA PRODUCTS LIMITED** for the quarter/Half year ended **September, 2023**. This statement is the responsibility of the Company's Management and has been approved by the Board of Directors. Our responsibility is to issue a report on these financial statements based on our review.

We conducted our review in accordance with the Standard on Review Engagement (SRE) 2410 "Review of Interim Financial Information performed by the Independent Auditor of the Entity", - issued by the Institute of Chartered Accountants of India. This standard requires that we plan and perform the review to obtain moderate assurance as to whether the financial statements are free of material misstatement. A review is limited primarily to inquiries of company personnel and analytical procedures applied to financial data and thus provide less assurance than an audit. We have not performed an audit and accordingly, we do not express an audit opinion.

Based on our review conducted as above, nothing has come to our attention that causes us to believe that the accompanying statement of unaudited financial results prepared in accordance with applicable accounting standards and other recognized accounting practices and policies has not disclosed the information required to be disclosed in terms of Regulation 33 of the SEBI (Listing Obligations and Disclosure Requirements) Regulations, 2015 including the manner in which it is to be disclosed, or that it contains any material misstatement.

For C.P.Jaria & Co  
Chartered Accountants



PANKAJ KUMAR JAIN  
M.No.112020  
FRN 104058W



Date: 09/11/2023

Place: Surat

UDIN: 23112020 BG UN 425715

**SAGAR SOYA PRODUCTS LIMITED**

CIN: L15141MH1982PLC267176

ADDRESS 32, Vyapar Bhawan, 9, P.D.Mello Road, Mumbai

Statement of Standalone Unaudited Results for the Quarter and half year ended 30/09/2023


Rs. in Lakhs

Particulars	Quarter Ended			Six Month Ended		Previous Year
	30-09-2023	30-06-2023	30-09-2022	30-09-2023	30-09-2022	31-03-2023
	(Un-Audited)	(Un-Audited)	(Un-Audited)	(Un-Audited) As	(Un-Audited) As	(Audited)
I Revenue from Operations	0.00	0.00	0.00	0.00	0.00	0.00
II Other Income	24.50	16.32	24.43	40.82	40.70	82.73
III Total Revenue (I+II)	24.50	16.32	24.43	40.82	40.70	82.73
IV Expenses						
a) Cost of Material Consumed	0.00	0.00	0.00	0.00	0.00	0.00
b) Purchase of Stock in trade	0.00	0.00	0.00	0.00	0.00	0.00
c) Changes in inventories of finished goods, Work in progress and stock in trade	0.00	0.00	0.00	0.00	0.00	0.00
d) Employee benefits expenses	1.89	1.88	1.60	3.77	4.52	17.78
e) Finance Cost	0.00	0.00	0.00	0.00	0.00	0.00
f) Depreciation and amortisation expenses	2.45	2.42	2.89	4.87	5.74	11.45
g) Other expenses	5.50	4.04	10.86	9.54	14.47	41.82
Total Expenses (IV)	9.84	8.34	15.35	18.18	24.73	71.05
V Profit/(loss) before exceptional items and tax (III-IV)	14.66	7.98	9.08	22.64	15.97	11.68
VI Exceptional Items	0.00	0.00	0.00	0.00	0.00	0.00
VII Profit/(loss) Before Tax (V-VI)	14.66	7.98	9.08	22.64	15.97	11.68
VIII Tax expense						
a) Current Tax	0.00	0.00	0.00	0.00	0.00	6.04
b) Deferred Tax	0.00	0.00	0.00	0.00	0.00	-13.64
IX Profit/ (Loss) for the period from continuing operations (VII-VIII)	14.66	7.98	9.08	22.64	15.97	-8.00
X Profit/ (Loss) from discontinued operations	0.00	0.00	0.00	0.00	0.00	0.00
XI Tax expense of discontinued operations	0.00	0.00	0.00	0.00	0.00	0.00
XII Profit/ (Loss) from discontinuing operations (after tax) (X-XI)	0.00	0.00	0.00	0.00	0.00	0.00
XIII Profit/ (Loss) for the period (IX+XII)	14.66	7.98	9.08	22.64	15.97	-8.00
XIV Other Comprehensive Income						
A. (i) Items that will not be reclassified to profit or loss	0.00	0.00	0.00	0.00	0.00	0.00
(ii) Income tax relating to items that will not be reclassified to profit or loss	0.00	0.00	0.00	0.00	0.00	0.00
B. (i) Items that will be reclassified to profit or loss	0.00	0.00	0.00	0.00	0.00	0.00
(ii) Income tax relating to items that will be reclassified to profit or loss	0.00	0.00	0.00	0.00	0.00	0.00
XV Total Comprehensive Income for the period (XIII+XIV) Comprising Profit (Loss) and Other comprehensive Income for the period )	0.00	0.00	0.00	0.00	0.00	0.00
XVI Earning per equity share (for continuing operation):						
(1) Basic	5.01	2.72	3.11	7.74	5.46	-2.73
(2) Diluted	5.01	2.72	3.11	7.74	5.46	-2.73
XVII Earning per equity share (for discontinued operation):						
(1) Basic	0.00	0.00	0.00	0.00	0.00	0.00
(2) Diluted	0.00	0.00	0.00	0.00	0.00	0.00
XVIII Earning per equity share (for discontinued & continuing operation):						
(1) Basic	5.01	2.72	3.11	7.74	5.46	-2.73
(2) Diluted	5.01	2.72	3.11	7.74	5.46	-2.73

Notes-

- The above results were reviewed by the Audit Committee and have been taken on record by the Board of Directors of the Company at their meeting held on 09.11.2023
- The Standalone un-audited Financial Results for the Quarter ended 30.09.2023 are un-audited and the Statutory Auditors have carried out a Limited Review Report.
- The Company's Operation consists only one segment; hence Segment reporting under AS17 is not applicable.
- Previous year figures have been regrouped or reclassified wherever necessary.

By Order of the Board  
For Sagar Soya Products Ltd



Name Arun Kumar Sharma  
Director  
DIN NO: 00369461

Place : Mumbai  
Date- 09/11/23




**Statement of Standlone Assets & Liabilities of Sagar Soya Products Ltd**

Standalone/Consolidated Statement of Assets & Liabilities	Amount in hundred	
	As at period ended 30/09/2023	As at year ended 31/03/2023
	UN-AUDITED	AUDITED
<b>PARTICULARS</b>		
<b>ASSETS</b>		
<b>1. Non-current assets</b>		
(A) Property, Plant and Equipment	64103.26	68974.23
(B) Capital work-in-progress	0.00	0.00
(C) Investment Property	0.00	0.00
(D) Goodwill	0.00	0.00
(E) Other Intangible assets	0.00	0.00
(F) Intangible assets under development	0.00	0.00
(G) Biological Assets other than bearer plants	0.00	0.00
(H) Financial Assets		
(i) Investments	19775.00	19775.00
(ii) Other Financial Assets	12078.89	11576.00
(iii) Loans	0.00	0.00
(I) Deferred tax assets (net)	0.00	0.00
(J) Other non-current assets	0.00	0.00
<b>2. Current assets</b>		
(A) Inventories	0.00	0.00
(B) Financial Assets		
(i) Investments	0.00	0.00
(ii) Trade receivables	24406.03	35456.84
(iii) Cash and cash equivalents	231480.36	197745.95
(iv) Bank balances other than (iii) above	0.00	0.00
(v) Loans	0.00	0.00
(vi) Others (to be specified)	0.00	0.00
(C) Current Tax Assets (Net)	0.00	0.00
(D) Other current assets	4611.39	4517.95
<b>Total Assets</b>	<b>356454.93</b>	<b>338045.97</b>
<b>EQUITY AND LIABILITIES</b>		
<b>1. Equity</b>		
(A) Equity Share capital	29258.40	29258.40
(B) Other Equity	131097.11	108453.40
<b>2. Liabilities</b>		
<b>(I) Non-current liabilities</b>		
(A) Financial Liabilities		
(i) Borrowings	171769.43	171769.43
(ii) Trade payables	0.00	0.00
(iii) Other financial liabilities	0.00	0.00
(B) Provisions	0.00	0.00
(C) Deferred tax liabilities (Net)	13639.24	13639.24
(D) Other non-current liabilities	0.00	0.00
<b>(II) Current liabilities</b>		
(A) Financial Liabilities		
(i) Borrowings	0.00	0.00
(ii) Trade payables	0.00	0.00
(iii) Other financial liabilities	0.00	0.00
(B) Other current liabilities	10690.75	14925.50
(C) Provisions	0.00	0.00
(d) Current Tax Liabilities (Net)	0.00	0.00
<b>Total Equity and Liabilities</b>	<b>356454.93</b>	<b>338045.97</b>

Place : Mumbai  
Date- 09/11/23

By Order of the Board  
For Sagar Soya Products Ltd



Name Arun Kumar Sharma  
Director  
DIN NO: 00369461



**SAGAR SOYA PRODUCTS LTD**

**CASH FLOW STATEMENT FOR THE PERIOD ENDED ON 30 SEPTEMBER 2023**

Amt in Hundred

Particulars	Year Ended	
	30-Sep-23	31-Mar-23
<b>A. CASH FLOW FROM OPERATING ACTIVITY</b>		
<b>Profit before Taxation</b>	22643.71	11686.49
Adjustment for:		
Loss on sale of Assets	0.00	0.00
Depreciation	4870.97	11449.85
Operating Profit before working capital changes	<b>27514.68</b>	<b>23136.34</b>
<b>Changes in working capital :-</b>		
Increase/(Decrease) in trade payables	0.00	0.00
Increase/(Decrease) in other current liabilities	(4234.75)	(2885.62)
Increase/(Decrease) in short term provision	0.00	0.00
Increase/(Decrease) in other Long-term borrowings	0.00	0.00
Increase/(Decrease) in short-term borrowings	0.00	0.00
(Increase)/Decrease in trade receivables	11050.81	11844.06
(Increase)/Decrease in inventories	0.00	0.00
(Increase)/Decrease in other Financial Assets	(93.44)	504.19
(Increase)/Decrease in Long Term loans and advances	0.00	0.00
(Increase)/Decrease in Short Term loans and advances	0.00	0.00
(Increase)/Decrease in Non- current Financial Assets	(502.89)	11312.28
Increase/(Decrease) in last year provision	0.00	0.00
Cash generated from Operations	<b>33734.41</b>	<b>43911.25</b>
Less:- Taxes paid (For previous year)	0.00	20568.11
<b>Net Cash generated from operations before extraordinary items</b>	<b>33734.41</b>	<b>23343.14</b>
Extraordinary items	0.00	0.00
<b>Net Cash generated from operating activities</b>	<b>(A) 33734.41</b>	<b>23343.14</b>
<b>B. CASH FLOW FROM INVESTING ACTIVITY</b>		
Fixed Asset (Purchased)/Sold	0.00	0.00
Share (Purchase)/Sold	0.00	0.00
<b>Net Cash generated from Investing activities</b>	<b>(B) 0.00</b>	<b>0.00</b>
<b>C. CASH FLOW FROM FINANCING ACTIVITY</b>		
Increase/(decrease) in Long Term Borrowing	0.00	0.00
(Increase)/decrease in Investments	0.00	0.00
<b>Net Cash generated from Financing activities</b>	<b>(C) 0.00</b>	<b>0.00</b>
<b>Net Increase/(Decrease) in cash and cash equivalents (A+B+C)</b>	<b>33734.41</b>	<b>23343.14</b>
<b>CASH &amp; CASH EQUIVALENTS, AT THE BEGINNING OF PERIOD</b>	197745.95	174402.81
<b>CASH &amp; CASH EQUIVALENTS, AT THE END OF PERIOD</b>	<b>231480.36</b>	<b>197745.95</b>

**Note:**

The above Cash Flow Statement has been prepared under the "Indirect Method" as set out in the Accounting Standard (AS) - 3 on "Cash Flow Statements".

Place : Mumbai  
Date- 09/11/23

By Order of the Board  
For Sagar Soya Products Ltd

*Arun Kumar Sharma*  
Name Arun Kumar Sharma  
Director  
DIN NO: 00369461

