



# Superhouse Limited

(A Government of India recognized Export Trading House)  
Regd. Office: 150 Feet Road, Jajmau, Kanpur-208010 (India)  
CIN: L24231UP1980PLC004910 Tel: 9956040004  
email: share@superhouse.in url: http://www.superhouse.in

SHL/FR/2021

13<sup>th</sup> November, 2021

The Stock Exchange, Mumbai  
Phiroze Jeejeebhoy Towers,  
Dalal Street,  
MUMBAI – 400 001

National Stock Exchange of India Limited,  
Exchange Plaza, Bandra Kurla Complex,  
Bandra (East)  
MUMBAI-400051

Script Code: 523283

Scrip Code: SUPERHOUSE

**Sub:- Submission of Standalone and Consolidated Unaudited Financial Results, Segment wise Revenue, Results, Assets and Liabilities, Statement of Standalone Consolidated Assets and Liabilities Statement of Cash Flow for the quarter and half year ended 30<sup>th</sup> September, 2021.**

Dear Sir,

Pursuant to regulation 30 and regulation 33 of SEBI (LODR) Regulations, 2015 we have to submit as under :-


1. At the meeting of board of directors of the company held on Saturday the 13<sup>th</sup> November, 2021 the Statement of Standalone and Consolidated Unaudited Financial Results of the company for the quarter ended September, 30, 2021, as recommended by the Audit Committee, were approved.
2. The undermentioned documents are attached herewith for your records:-
  - a. Statement of Standalone and Consolidated Unaudited Financial Results, Segment wise Revenue, Results, Assets and Liabilities, Standalone and Consolidated Assets and Liabilities and Statement of Cash Flow for the quarter and half year ended 30<sup>th</sup> September, 2021.
  - b. Independent Auditor's Report on quarterly and half yearly Standalone and Consolidated Financial Results of the company.

The board meeting was commenced at 14.00 P.M. and concluded at 15.00 P.M.

We request you to take the above on record.

Thanking you,

Yours faithfully,  
For SUPERHOUSE LIMITED

  
(R K AGRAWAL)  
Company Secretary  
Encl As above



# Superhouse Limited

Registered Office : 150 Feet Road, Jajmau, Kanpur.


CIN: L24231UP1980PLC004910 Website: www.superhouse.in Email: share@superhouse.in

## STATEMENT OF STANDALONE UNAUDITED FINANCIAL RESULTS FOR THE QUARTER AND HALF YEAR ENDED 30TH SEPTEMBER, 2021

		(Rs. In Lacs except earning per share data)					
		STANDALONE					
S.No.	Particulars	Quarter Ended			Half Year Ended		Year Ended
		30.09.2021	30.06.2021	30.09.2020	30.09.2021	30.09.2020	31.03.2021
		Unaudited	Unaudited	Unaudited	Unaudited	Unaudited	Audited
1.	<b>Revenue from operations</b>						
	a) Sales/Income from operations	13,555.82	11,986.07	11,803.87	25,541.89	16,800.74	43,728.67
	b) Other Operating Income	438.87	348.40	540.45	787.27	754.66	1,667.17
	<b>Total Revenue from Operation</b>	<b>13,994.69</b>	<b>12,334.47</b>	<b>12,344.32</b>	<b>26,329.16</b>	<b>17,555.40</b>	<b>45,395.84</b>
2.	Other Income	247.80	213.11	126.01	460.91	273.53	627.10
3.	<b>Total Income (1+2)</b>	<b>14,242.49</b>	<b>12,547.58</b>	<b>12,470.33</b>	<b>26,790.07</b>	<b>17,828.93</b>	<b>46,022.94</b>
4.	<b>Expenses :</b>						
	a) Cost of material consumed	7,889.34	7,509.95	6,075.79	15,399.29	8,984.54	22,915.00
	b) Purchase of stock-in-trade	849.73	846.84	697.88	1,696.57	786.17	2,569.60
	c) Changes in inventories of finished goods, work in progress and stock-in-trade	(688.70)	(1,223.66)	77.30	(1,912.36)	(109.91)	1,398.75
	d) Employee benefits expense	1,028.15	989.46	853.19	2,017.61	1,431.67	3,236.83
	e) Finance Cost	165.33	156.98	273.30	322.31	550.04	971.14
	f) Depreciation and amortisation expense	363.55	336.44	368.60	699.99	736.28	1,440.22
	g) Power and Fuel	419.54	349.02	354.40	768.56	555.03	1,312.31
	h) Other expenses	3,342.62	2,511.05	2,715.80	5,853.67	3,893.21	9,687.19
	<b>Total expenses</b>	<b>13,369.56</b>	<b>11,476.08</b>	<b>11,416.26</b>	<b>24,845.64</b>	<b>16,827.03</b>	<b>43,531.04</b>
5.	<b>Profit before exceptional items and tax ( 3-4 )</b>	<b>872.93</b>	<b>1,071.50</b>	<b>1,054.07</b>	<b>1,944.43</b>	<b>1,001.90</b>	<b>2,491.90</b>
6.	Exceptional Items (Refer note no. 5)	-	382.21	-	382.21	-	-
7.	<b>Profit Before Tax (5-6)</b>	<b>872.93</b>	<b>689.29</b>	<b>1,054.07</b>	<b>1,562.22</b>	<b>1,001.90</b>	<b>2,491.90</b>
8.	<b>Tax Expenses:</b>						
	a) Current Tax (Refer note no. 6)	241.00	260.00	145.86	501.00	145.86	514.25
	b) Deferred Tax	7.90	(68.11)	32.50	(60.21)	32.50	13.96
9.	<b>Net Profit After Tax ( 7-8 )</b>	<b>624.03</b>	<b>497.40</b>	<b>875.71</b>	<b>1,121.43</b>	<b>823.54</b>	<b>1,963.69</b>
10.	<b>Other Comprehensive Income:</b>						
	a) Items that will not be re-classified to the Statement of Profit & Loss						
	i) Re-measurements of defined employees benefit plans	(24.20)	13.77	(7.55)	(10.43)	6.45	61.51
	ii) Deferred tax related on items that will not reclassified to profit or loss	6.07	(3.47)	1.35	2.60	(2.15)	(15.99)
	b) Items that will be re-classified to the Statement of Profit & Loss	-	-	-	-	-	-
	<b>Total Other Comprehensive Income</b>	<b>(18.13)</b>	<b>10.30</b>	<b>(6.20)</b>	<b>(7.83)</b>	<b>4.30</b>	<b>45.52</b>
11.	<b>Total comprehensive income for the period ( 9+10 )</b>	<b>605.90</b>	<b>507.70</b>	<b>869.51</b>	<b>1,113.60</b>	<b>827.84</b>	<b>2,009.21</b>
12.	Paid-up equity share capital (face value of Rs. 10/-each)	1,102.50	1,102.50	1,102.50	1,102.50	1,102.50	1,102.50
13.	Other Equity (excluding Revaluation Reserve)	-	-	-	-	-	31,912.29
14.	<b>Earning per equity share of Rs. 10/- each (Not annualised)</b>						
	a) Basic	5.66	4.51	7.94	10.17	7.47	17.81
	b) Diluted	5.66	4.51	7.94	10.17	7.47	17.81

### Segment wise Revenue, Results, Assets and Liabilities for the Quarter and half year ended on 30th September, 2021

Particulars	Quarter Ended			Half Year Ended		Year Ended	
	30.09.2021	30.06.2021	30.09.2020	30.09.2021	30.09.2020	31.03.2021	
	Unaudited	Unaudited	Unaudited	Unaudited	Unaudited	Audited	
1.	<b>Segment Revenue</b>						
	a) Leather & Leather Products	11,253.00	10,347.19	10,151.29	21,600.19	14,973.26	38,159.33
	b) Textile Products	2,989.49	2,200.39	2,319.04	5,189.88	2,855.67	7,863.61
	<b>Total Segment Revenue</b>	<b>14,242.49</b>	<b>12,547.58</b>	<b>12,470.33</b>	<b>26,790.07</b>	<b>17,828.93</b>	<b>46,022.94</b>
	Less: Inter segment revenue	-	-	-	-	-	-
	<b>Income from Operations</b>	<b>14,242.49</b>	<b>12,547.58</b>	<b>12,470.33</b>	<b>26,790.07</b>	<b>17,828.93</b>	<b>46,022.94</b>
2.	<b>Segment Results (Profit before finance cost and tax)</b>						
	a) Leather & Leather Products	772.40	861.60	1,078.54	1,634.00	1,290.15	2,735.61
	b) Textile Products	265.86	(15.33)	248.83	250.53	261.79	727.43
	<b>Total Profit before finance cost and tax</b>	<b>1,038.26</b>	<b>846.27</b>	<b>1,327.37</b>	<b>1,884.53</b>	<b>1,551.94</b>	<b>3,463.04</b>
	Less: Finance Cost	165.33	156.98	273.30	322.31	550.04	971.14
	<b>Profit Before Tax</b>	<b>872.93</b>	<b>689.29</b>	<b>1,054.07</b>	<b>1,562.22</b>	<b>1,001.90</b>	<b>2,491.90</b>
3.	<b>Segment Assets</b>						
	a) Leather & Leather Products	51,950.75	52,537.57	49,947.61	51,950.75	49,947.61	49,363.99
	b) Textile Products	8,754.59	8,159.14	9,102.02	8,754.59	9,102.02	8,826.44
	<b>Total</b>	<b>60,705.34</b>	<b>60,696.71</b>	<b>59,049.63</b>	<b>60,705.34</b>	<b>59,049.63</b>	<b>58,190.43</b>
4.	<b>Segment Liabilities</b>						
	a) Leather & Leather Products	22,115.47	23,083.14	22,148.58	22,115.47	22,148.58	20,898.40
	b) Textile Products	4,461.48	4,091.08	5,067.63	4,461.48	5,067.63	4,277.24
	<b>Total</b>	<b>26,576.95</b>	<b>27,174.22</b>	<b>27,216.21</b>	<b>26,576.95</b>	<b>27,216.21</b>	<b>25,175.64</b>
5.	<b>Capital Employed</b>						
	a) Leather & Leather Products	29,835.28	29,454.43	27,799.03	29,835.28	27,799.03	28,465.59
	b) Textile Products	4,293.11	4,068.06	4,034.39	4,293.11	4,034.39	4,549.20
	<b>Total</b>	<b>34,128.39</b>	<b>33,522.49</b>	<b>31,833.42</b>	<b>34,128.39</b>	<b>31,833.42</b>	<b>33,014.79</b>



# Superhouse Limited

Registered Office : 150 Feet Road, Jajmau, Kanpur.

CIN: L24231UP1980PLC004910 Website: www.superhouse.in Email: share@superhouse.in

STATEMENT OF CONSOLIDATED UNAUDITED FINANCIAL RESULTS FOR THE QUARTER AND HALF YEAR ENDED 30TH SEPTEMBER, 2021

		(Rs. In Lacs except earning per share data)					
		CONSOLIDATED					
S.No.	Particulars	Quarter Ended			Half Year Ended		Year Ended
		30.09.2021	30.06.2021	30.09.2020	30.09.2021	30.09.2020	31.03.2021
		Unaudited	Unaudited	Unaudited	Unaudited	Unaudited	Audited
1.	<b>Revenue from operations</b>						
	a) Sales/Income from operations	15,957.17	13,838.82	13,919.82	29,795.99	20,674.93	52,007.49
	b) Other Operating Income	438.87	348.40	540.45	787.27	754.66	1,667.17
	<b>Total Revenue from Operation</b>	<b>16,396.04</b>	<b>14,187.22</b>	<b>14,460.27</b>	<b>30,583.26</b>	<b>21,429.59</b>	<b>53,674.66</b>
2.	Other Income	300.27	240.63	194.71	540.90	402.01	840.91
3.	<b>Total Income (1+2)</b>	<b>16,696.31</b>	<b>14,427.85</b>	<b>14,654.98</b>	<b>31,124.16</b>	<b>21,831.60</b>	<b>54,515.57</b>
4.	<b>Expenses :</b>						
	a) Cost of material consumed	7,889.34	7,509.95	6,075.79	15,399.29	8,984.54	22,915.01
	b) Purchase of stock-in-trade	2,203.82	1,980.06	1,726.72	4,183.88	2,956.71	7,982.02
	c) Changes in inventories of finished goods, work in progress and stock-in-trade	(275.76)	(1,313.72)	365.34	(1,589.48)	248.47	1,264.04
	d) Employee benefits expense	1,413.91	1,350.13	1,133.81	2,764.04	1,962.22	4,656.04
	e) Finance Cost	204.45	187.64	307.58	392.09	631.00	1,131.86
	f) Depreciation and amortisation expense	373.87	345.67	397.14	719.54	790.96	1,532.87
	g) Power and Fuel	425.71	359.94	361.57	785.65	566.94	1,350.04
	h) Other expenses	3,569.43	2,778.00	3,035.98	6,347.43	4,480.56	10,670.20
	<b>Total expenses</b>	<b>15,804.77</b>	<b>13,197.67</b>	<b>13,403.93</b>	<b>29,002.44</b>	<b>20,621.40</b>	<b>51,502.08</b>
5.	<b>Profit before exceptional items and tax ( 3-4 )</b>	<b>891.54</b>	<b>1,230.18</b>	<b>1,251.05</b>	<b>2,121.72</b>	<b>1,210.20</b>	<b>3,013.49</b>
6.	Exceptional Items (Refer note no. 5)	-	382.21	-	382.21	-	-
7.	<b>Profit Before Tax (5-6)</b>	<b>891.54</b>	<b>847.97</b>	<b>1,251.05</b>	<b>1,739.51</b>	<b>1,210.20</b>	<b>3,013.49</b>
8.	<b>Tax Expenses:</b>						
	a) Current Tax (Refer note no. 6)	251.87	268.24	160.45	520.11	165.80	559.98
	b) Deferred Tax	7.90	(88.11)	32.50	(60.21)	32.50	13.96
9.	<b>Net Profit After Tax ( 7-8 )</b>	<b>631.77</b>	<b>647.84</b>	<b>1,058.10</b>	<b>1,279.61</b>	<b>1,011.90</b>	<b>2,439.55</b>
10.	Share of Profit of Associates	177.08	118.99	107.63	296.07	106.73	358.43
11.	<b>Profit after tax including share of profit of associates (9+10)</b>	<b>808.85</b>	<b>766.83</b>	<b>1,165.73</b>	<b>1,575.68</b>	<b>1,118.63</b>	<b>2,797.98</b>
12.	<b>Other Comprehensive Income:</b>						
	a) Items that will not be re-classified to the Statement of Profit & Loss						
	i) Re-measurements of defined employees benefit plans	(24.20)	13.77	(7.55)	(10.43)	6.45	61.51
	ii) Deferred tax related on items that will not reclassified to profit or loss	6.08	(3.47)	1.35	2.61	(2.15)	(15.99)
	b) Items that will be re-classified to the Statement of Profit & Loss	-	-	-	-	-	-
	<b>Total Other Comprehensive Income</b>	<b>(18.12)</b>	<b>10.30</b>	<b>(6.20)</b>	<b>(7.82)</b>	<b>4.30</b>	<b>45.52</b>
13.	<b>Total comprehensive income for the period ( 11+12 )</b>	<b>790.73</b>	<b>777.13</b>	<b>1,159.53</b>	<b>1,567.86</b>	<b>1,122.93</b>	<b>2,843.50</b>
14.	Paid-up equity share capital (face value of Rs. 10/-each)	1,102.50	1,102.50	1,102.50	1,102.50	1,102.50	1,102.50
15.	Other Equity (excluding Revaluation Reserve)	-	-	-	-	-	36,978.32
16.	<b>Earning per equity share of Rs. 10/- each (Not annualised)</b>						
	a) Basic	5.73	5.88	9.60	11.61	9.18	22.13
	b) Diluted	5.73	5.88	9.60	11.61	9.18	22.13

## Segment wise Revenue, Results, Assets and Liabilities for the Quarter and half year ended on 30th September, 2021


Particulars	Quarter Ended			Half Year Ended		Year Ended
	30.09.2021	30.06.2021	30.09.2020	30.09.2021	30.09.2020	31.03.2021
	Unaudited	Unaudited	Unaudited	Unaudited	Unaudited	Audited
1. <b>Segment Revenue</b>						
a) Leather & Leather Products	13,706.82	12,227.46	12,335.93	25,934.28	18,975.93	46,651.96
b) Textile Products	2,989.49	2,200.39	2,319.05	5,189.88	2,855.67	7,863.61
<b>Total Segment Revenue</b>	<b>16,696.31</b>	<b>14,427.85</b>	<b>14,654.98</b>	<b>31,124.16</b>	<b>21,831.60</b>	<b>54,515.57</b>
Less: Inter segment revenue	-	-	-	-	-	-
<b>Income from Operations</b>	<b>16,696.31</b>	<b>14,427.85</b>	<b>14,654.98</b>	<b>31,124.16</b>	<b>21,831.60</b>	<b>54,515.57</b>
2. <b>Segment Results</b> (Profit before finance cost and tax)						
a) Leather & Leather Products	830.13	1,050.94	1,309.80	1,881.07	1,579.41	3,417.92
b) Textile Products	265.86	(15.33)	248.83	250.53	261.79	727.43
<b>Total Profit before finance cost and tax</b>	<b>1,095.99</b>	<b>1,035.61</b>	<b>1,558.63</b>	<b>2,131.60</b>	<b>1,841.20</b>	<b>4,145.35</b>
Less: Finance Cost	204.45	187.64	307.58	392.09	631.00	1,131.86
<b>Profit Before Tax</b>	<b>891.54</b>	<b>847.97</b>	<b>1,251.05</b>	<b>1,739.51</b>	<b>1,210.20</b>	<b>3,013.49</b>
3. <b>Segment Assets</b>						
a) Leather & Leather Products	62,241.78	63,234.55	59,023.34	62,241.78	59,023.34	58,650.56
b) Textile Products	8,754.59	8,159.14	9,102.02	8,754.59	9,102.02	8,826.44
<b>Total</b>	<b>70,996.37</b>	<b>71,393.69</b>	<b>68,125.36</b>	<b>70,996.37</b>	<b>68,125.36</b>	<b>67,477.00</b>
4. <b>Segment Liabilities</b>						
a) Leather & Leather Products	26,886.28	28,444.68	26,697.40	26,886.28	26,697.40	25,118.94
b) Textile Products	4,461.48	4,091.08	5,067.63	4,461.48	5,067.63	4,277.24
<b>Total</b>	<b>31,347.76</b>	<b>32,535.76</b>	<b>31,765.03</b>	<b>31,347.76</b>	<b>31,765.03</b>	<b>29,396.18</b>
5. <b>Capital Employed</b>						
a) Leather & Leather Products	35,355.50	34,789.87	32,325.94	35,355.50	32,325.94	33,531.62
b) Textile Products	4,293.11	4,068.06	4,034.39	4,293.11	4,034.39	4,549.20
<b>Total</b>	<b>39,648.61</b>	<b>38,857.93</b>	<b>36,360.33</b>	<b>39,648.61</b>	<b>36,360.33</b>	<b>38,080.82</b>



**Standalone and Consolidated Statement of Assets and Liabilities**

(Rs. in Lacs)

S. No.	Particulars	Standalone		Consolidated	
		As at 30.09.2021	As at 31.03.2021	As at 30.09.2021	As at 31.03.2021
	<b>ASSETS</b>				
1.	<b>Non Current Assets</b>				
	(a) Property, Plant and Equipment	17,181.53	18,158.28	19,064.79	20,053.64
	(b) Capital Work-in-progress	529.13	417.29	529.13	417.28
	(c) Investment Properties	-	-	457.85	457.85
	(d) Goodwill	-	-	584.85	584.85
	(e) Other Intangible assets	20.50	6.90	24.53	12.58
	(f) Financial Assets				
	(i) Investments	4,423.41	4,335.71	3,141.79	2,845.73
	(ii) Loans	281.57	320.42	261.14	300.00
	(g) Deferred Tax Assets (net)	-	-	538.05	536.17
	(h) Other Non-current assets	927.30	759.87	949.89	694.58
	<b>Total Non Current Assets</b>	<b>23,363.44</b>	<b>23,998.47</b>	<b>25,552.02</b>	<b>25,902.68</b>
2.	<b>Current Assets</b>				
	(a) Inventories	14,350.21	12,104.55	19,414.17	17,491.38
	(b) Financial Assets				
	(i) Trade Receivables	14,117.56	12,128.21	16,164.34	13,504.26
	(ii) Cash and cash equivalents	699.01	2,846.47	1,249.96	3,419.29
	(iii) Bank balances other than (ii) above	3,744.45	4,050.11	3,770.96	4,076.22
	(iv) Other Financial Assets	2,754.45	1,455.94	2,760.80	1,456.05
	(c) Current Tax Assets (Net)	212.11	372.52	285.92	392.16
	(c) Other current assets	1,464.11	1,234.16	1,798.21	1,384.53
	<b>Total Current Assets</b>	<b>37,341.90</b>	<b>34,191.96</b>	<b>45,444.36</b>	<b>41,723.89</b>
	<b>TOTAL ASSETS</b>	<b>60,705.34</b>	<b>58,190.43</b>	<b>70,996.38</b>	<b>67,626.57</b>
	<b>EQUITY AND LIABILITIES</b>				
1.	<b>Equity</b>				
	(a) Equity Share Capital	1,102.50	1,102.50	1,102.50	1,102.50
	(b) Other Equity	33,025.89	31,912.29	38,546.11	36,978.32
	<b>Total Equity</b>	<b>34,128.39</b>	<b>33,014.79</b>	<b>39,648.61</b>	<b>38,080.82</b>
2.	<b>Liabilities</b>				
	<b>Non-current liabilities</b>				
	(a) Financial liabilities				
	(i) Borrowings	366.90	1,269.03	1,267.60	2,352.59
	(b) Deferred tax liabilities (Net)	1,362.14	1,424.95	1,410.66	1,497.80
	(c) Other non-current liabilities	263.17	167.23	263.17	167.23
	<b>Total Non-current liabilities</b>	<b>1,992.21</b>	<b>2,861.21</b>	<b>2,941.43</b>	<b>4,017.62</b>
3.	<b>Current Liabilities</b>				
	(a) Financial Liabilities				
	(i) Borrowings	8,090.93	8,705.40	9,920.34	9,309.05
	(ii) Trade payables	10,481.09	8,785.71	12,034.19	9,817.27
	(iii) Other financial liabilities	4,815.11	4,220.05	5,237.89	5,631.68
	(b) Other current liabilities	1,096.28	559.02	1,101.42	566.63
	(c) Provisions	101.33	44.25	112.50	53.93
	(d) Current Tax Liability (Net)	-	-	-	149.57
	<b>Total Current Liabilities</b>	<b>24,584.74</b>	<b>22,314.43</b>	<b>28,406.34</b>	<b>25,528.13</b>
	<b>TOTAL EQUITY AND LIABILITIES</b>	<b>60,705.34</b>	<b>58,190.43</b>	<b>70,996.38</b>	<b>67,626.57</b>




*[Handwritten signature]*

*[Handwritten signature]*

Statement of Cash Flows for the period ended September 30, 2021

(Rs. in Lacs)

Particulars	Standalone		Consolidated	
	Half Year ended Sept. 30, 2021	Year ended March 31, 2021	Half Year ended Sept. 30, 2021	Year ended March 31, 2021
	Unaudited	Audited	Unaudited	Audited
<b>A. CASH FLOW FROM OPERATING ACTIVITIES</b>				
Net Profit before tax	1,562.22	2,491.90	1,739.51	3,013.49
Adjustments for :				
Depreciation/ Amortisation	699.99	1,440.22	719.54	1,532.87
Profit on Sale of Property Plant & Equipments	(45.34)	(17.75)	(45.34)	(19.88)
Loss on Sale of Property Plant & Equipments	5.32	31.09	5.32	31.09
Interest income	(113.45)	(255.63)	(113.45)	(260.02)
Net (gain) / loss on valuation of Investments	-	-	-	-
Dividend Income	-	(42.69)	-	-
Finance Cost	322.31	971.14	392.09	1,131.86
Deferral Income of Govt. Grant	-	(10.85)	-	(10.85)
Bad Debts w/off	15.23	221.50	15.23	237.72
Remeasurement of net defined benefit plans	(10.43)	61.51	(10.43)	61.51
<b>Operating profit before working capital changes</b>	<b>2,435.85</b>	<b>4,890.44</b>	<b>2,702.47</b>	<b>5,717.79</b>
Changes in working capital:				
(Increase)/ Decrease in trade receivables	(2,004.58)	179.41	(2,675.31)	(235.70)
(Increase)/ Decrease in inventories	(2,245.66)	2,415.68	(1,922.79)	2,280.98
(Increase)/ Decrease in other non current loan/assets	(128.58)	83.19	(216.45)	84.78
(Increase)/ Decrease in other current financial assets	(1,298.51)	1,508.39	(1,304.75)	1,512.47
(Increase)/ Decrease in other current assets	(229.95)	(221.92)	(413.68)	(222.67)
Increase/ (Decrease) in trade payables	1,695.38	(437.90)	2,216.92	(37.90)
Increase/ (Decrease) in other financial liabilities	595.06	(561.87)	(393.79)	(467.18)
Increase/ (Decrease) in other current liabilities	537.26	174.41	534.79	179.91
Increase/ (Decrease) in Provisions	57.08	(98.99)	58.57	(98.26)
<b>Cash generated from operations</b>	<b>(586.65)</b>	<b>7,930.84</b>	<b>(1,414.02)</b>	<b>8,714.22</b>
Income taxes refunded / (paid), net	(340.59)	(288.58)	(563.44)	(304.28)
<b>Net cash generated from operating activities</b>	<b>(927.24)</b>	<b>7,642.26</b>	<b>(1,977.46)</b>	<b>8,409.94</b>
<b>B. CASH FLOW FROM INVESTING ACTIVITIES</b>				
Purchase of Property Plant & Equipments	(733.38)	(1,118.74)	(739.08)	(1,144.01)
Purchase of Other Intangible assets	(15.16)	-	(15.16)	(1.04)
Proceed from sale of Property Plant & Equipments	939.88	272.28	939.95	281.03
Purchase of Non Current Investments	(87.70)	(88.70)	-	(1.00)
Government Grant under IDLS	95.94	85.46	95.94	85.46
Dividend income	-	42.69	-	-
Adjustment on consolidation	-	-	(26.44)	(12.93)
Interest received	113.45	255.63	113.45	260.02
Increase/ (Decrease) in Other bank balances	305.66	(838.11)	305.26	(830.58)
<b>Net cash (used in) / generated from investing activities</b>	<b>618.69</b>	<b>(1,389.49)</b>	<b>673.92</b>	<b>(1,363.05)</b>
<b>C. CASH FLOW FROM FINANCING ACTIVITIES</b>				
Proceeds/(repayment) from/of long-term loans	(902.13)	196.78	(1,084.99)	511.88
Proceeds/(repayment) from/of short term borrowings	(614.47)	(3,200.71)	611.29	(4,072.55)
Dividend Paid (including Dividend Distribution Tax)	-	(88.20)	-	(88.20)
Finance costs paid	(322.31)	(971.14)	(392.09)	(1,131.86)
<b>Net cash used in financing activities</b>	<b>(1,838.91)</b>	<b>(4,063.27)</b>	<b>(865.79)</b>	<b>(4,780.73)</b>
<b>INCREASE / (DECREASE) IN CASH AND CASH EQUIVALENTS</b>	<b>(2,147.46)</b>	<b>2,189.50</b>	<b>(2,169.33)</b>	<b>2,266.16</b>
Cash and cash equivalents at the beginning of the year	2,846.47	656.97	3,419.29	1,153.13
<b>Cash and cash equivalents at the end of the year</b>	<b>699.01</b>	<b>2,846.47</b>	<b>1,249.96</b>	<b>3,419.29</b>



*[Handwritten signatures]*

**NOTES:-**

1. The un-audited IND-AS Financial Results have been reviewed by the Audit Committee and were taken on record and approved by the Board of Directors in their meeting held on 13th November 2021. These results have been subjected to limited reviewed by Statutory auditors of the Company.
2. These financial results have been prepared in accordance with Indian Accounting Standards (IND-AS) as prescribed under section 133 of Companies Act, 2013 read with Rule 3 of the companies (Indian Accounting Standards) Rules 2015 and relevant amendment thereafter. The said financial results of the parent company and its subsidiaries (together referred as the "Group") have been prepared in accordance with IND-AS 110 - Consolidated financial statements".
3. The figures for the quarter ended September, 2020/2021 are balancing figures between unaudited figures in respect of half year ended September 2020/2021 and the published year to date figures upto the first quarter ended June 2020/2021.
4. The Company has considered the possible effects that may from COVID-19 in the preparation of these interim financial result for the quarter and half year ended September 30,2021. In assessing the carrying value of its asset and liabilities.The company has considered internal and external information including the economic forecast available, and based on such information and assessment no further adjustments are required to be made and it will not have any affect on "Going Concern" assumption being followed. The impact of the pandemic may differ from that estimated as at the date of approval of these interim financial results.Such changes if any,will be prospectively recognised.The company will continue to closely monitor any material changes to future economic conditions.
5. Exceptional Item amounting to Rs. 382.21 Lacs represent loss on sale of Land and Building (property). Operation of one of the unit alongwith entire plant & machinery has been shifted to another location for better synergies and efficiency in operations; and the property has been disposed off to have additional liquidity for business operations of the company.
6. Tax Expense (Current tax) for the quarter/half year ended 30th September 2020 is net of Income tax adjustments relating to earlier years amounting to Rs. 146.14 Lacs.
7. Figures of the previous period have been regrouped and rearranged wherever necessary to correspond with current period's classification/disclosure.



Date: 13.11.2021  
Place: Unnao

For and on behalf of the BOARD

Zafarul Amin  
Joint Managing Director  
DIN - 15533

**Independent Auditor's Review Report on unaudited standalone quarterly and year to date financial results of Superhouse Limited Pursuant to the Regulation 33 of the SEBI (Listing Obligations and Disclosure Requirements) Regulations, 2015.**

**The Board of Directors of Superhouse Limited**

1. We have reviewed the accompanying statement of unaudited standalone financial results of Superhouse Limited (the 'Company') for the quarter ended September 30, 2021 and year to date from April 01, 2021 to September 30, 2021 (the "Statement") attached herewith, being submitted by the Company pursuant to the requirements of Regulation 33 of the SEBI (Listing Obligations and Disclosure Requirements) Regulations, 2015, as amended ('the Regulation').
2. The preparation of the Statement in accordance with the recognition and measurement principles laid down in Indian Accounting Standard 34, (Ind AS) 34 "Interim Financial Reporting" prescribed under Section 133 of the Companies Act, 2013 read with Rule 3 of the Companies (Indian Accounting Standards) Rules, 2015, as amended, read with the Circular is the responsibility of the Company's management and has been approved by the Board of Directors of the Company. Our responsibility is to issue a report on the Statement based on our review.
3. We conducted our review in accordance with the Standard on Review Engagements (SRE) 2410, 'Review of Interim Financial Information Performed by the Independent Auditor of the Entity' issued by the Institute of Chartered Accountants of India. This standard requires that we plan and perform the review to obtain moderate assurance as to whether the Statement is free of material misstatement. A review is limited primarily to inquiries of company personnel and analytical procedures applied to financial data and thus provides less assurance than an audit. We have not performed an audit and accordingly, we do not express an audit opinion.
4. Based on our review conducted as above, nothing has come to our attention that causes us to believe that the accompanying Statement of unaudited financial results prepared in accordance with the recognition and measurement principles laid down in the aforesaid Indian Accounting Standards ('Ind AS') specified under Section 133 of the Companies Act, 2013, read with relevant rules issued thereunder and other recognised accounting practices and policies in India, has not disclosed the information required to be disclosed in terms of Regulation 33 of the SEBI (Listing Obligations and Disclosure Requirements) Regulations, 2015 including the manner in which it is to be disclosed, or that it contains any material misstatement.

**For Rajeev Prem & Associates,  
Chartered Accountants  
Firm Reg. No. 008905C**



*Rajeev Kapoor*  
**Rajeev Kapoor  
Partner**

**M. No. 077827**

**UDIN: 21077027AAMA JG 9981**

**Place: UNNAO**

**Date: November 13, 2021**

**Independent Auditor's Review Report on unaudited consolidated quarterly and year to date financial results of Superhouse Limited Pursuant to the Regulation 33 of the SEBI (Listing Obligations and Disclosure Requirements) Regulations, 2015 (as amended)**

**The Board of Directors of Superhouse Limited**

1. We have reviewed the accompanying Statement of Unaudited Consolidated Financial Results of Superhouse Limited ("the Parent") and its subsidiaries (the Parent and its subsidiaries together referred to as "the Group") and its associates for the quarter ended September 30, 2021 and year to date from April 01, 2021 to September 30, 2021 ("the Statement"), being submitted by the Parent pursuant to the requirements of Regulation 33 of the SEBI (Listing Obligations and Disclosure Requirements) Regulations, 2015 (as amended).
2. This Statement, which is the responsibility of the Parent's Management and approved by the Parent's Board of Directors, has been prepared in accordance with the recognition and measurement principles laid down in Indian Accounting Standard 34 "Interim Financial Reporting" ("Ind AS 34"), prescribed under Section 133 of the Companies Act, 2013 (the Act), and other accounting principles generally accepted in India. Our responsibility is to express a conclusion on the Statement based on our review.
3. We conducted our review of the Statement in accordance with the Standard on Review Engagements (SRE) 2410 "Review of Interim Financial Information Performed by the Independent Auditor of the Entity", issued by the Institute of Chartered Accountants of India. A review of interim financial information consists of making inquiries, primarily of persons responsible for financial and accounting matters, and applying analytical and other review procedures. A review is substantially less in scope than an audit conducted in accordance with Standards on Auditing and consequently does not enable us to obtain assurance that we would become aware of all significant matters that might be identified in an audit. Accordingly, we do not express an audit opinion.

We also performed procedures in accordance with the circular issued by the SEBI under Regulation 33 (8) of the SEBI (Listing Obligations and Disclosure Requirements) Regulations, 2015, as amended, to the extent applicable.

4. The Statement includes the results of the following entities:
  - (a) List of Subsidiaries:
    - i) Superhouse (UK) Limited, UK
    - ii) Superhouse (USA) International Inc, USA
    - iii) Superhouse Middle East FZC, Ajman
    - iv) Briggs Industrial Footwear Limited, UK
    - v) Linea De Seguridad SLU, Spain
    - vi) Suphouse GMBH, Germany
    - vii) La Compagnie Francaise De Protection Sarl, France
  - (b) List of associates:
    - i) Amin International Limited
    - ii) Knowledgehouse Limited
    - iii) Steven Construction Limited
    - iv) Creemos International Limited





5. Based on our review conducted and procedures performed as stated in paragraph 3 above and based on the consideration of the review reports other auditors referred to in paragraph 6 below, nothing has come to our attention that causes us to believe that the accompanying Statement, prepared in accordance with recognition and measurement principles laid down in Ind AS 34, prescribed under Section 133 of the Act as amended, read with relevant rules issued there under and other accounting principles generally accepted in India, has not disclosed the information required to be disclosed in terms of Regulation 33 of the SEBI (Listing Obligations and Disclosure Requirements) Regulations, 2015, as amended, including the manner in which it is to be disclosed, or that it contains any material misstatement.
6. We did not review the interim financial results of one subsidiary included in the consolidated unaudited financial results, whose interim financial results before consolidation eliminations reflect total assets of Rs. 6123.94 Lacs as at September 30, 2021 and total revenues of Rs. 1628.19 Lacs and Rs. 3051.25 Lacs, total net profit after tax of Rs. (-) 1.34 Lacs and Rs. 40.27 Lacs and total comprehensive income of Rs. (-) 1.34 Lacs and Rs. 40.27 Lacs, for the quarter ended September 30, 2021 and for the period from April 01, 2021 to September 30, 2021 respectively, and cash flow (net) of Rs. 122.63 Lacs for the period from April 01, 2021 to September 30, 2021, as considered in the consolidated unaudited financial results. The consolidated unaudited financial results also include the Group's share of net profit after tax of Rs. 177.08 Lacs and Rs. 296.07 Lacs and total comprehensive income of Rs. 177.08 Lacs and Rs. 296.07 Lacs for the quarter ended September 30, 2021 and for the period from April 01, 2021 to September 30, 2021, as considered in consolidated unaudited financial results, in respect of four associates, whose interim financial results have not been reviewed by us. These interim financial results have been reviewed by other auditors whose reports have been furnished to us by the Management and our conclusion on the Statement, in so far as it relates to the amounts and disclosures included in respect of these subsidiaries and associates is based solely on the reports of the other auditors and the procedures performed by us as stated in paragraph 3 above.

Our conclusion on the Statement is not modified in respect of the above matters.

7. The consolidated unaudited financial results include the interim financial result of six subsidiaries which have not been reviewed, whose interim financial results before consolidation eliminations reflect total assets of Rs. 8072.27 Lacs as at September 30, 2021 and total revenues of Rs. 1721.90 Lacs and Rs. 2985.72 Lacs, total net profit after tax of Rs. 9.10 Lacs and Rs. 117.92 Lacs and total comprehensive income of Rs. 9.10 Lacs and Rs. 117.92 Lacs, for the quarter ended September 30, 2021 and for the period from April 01, 2021 to September 30, 2021 respectively, and cash flow (net) of (-) Rs. 144.50 Lacs for the period from April 01, 2021 to September 30, 2021, as considered in the consolidated unaudited financial results. According to the information and explanations given to us by the management, these interim financial results are not material to the Group.

Our conclusion on the Statement is nor modified in respect of the above matter.



**For Rajeev Prem & Associates,  
Chartered Accountants  
Firm Registration No. 008905C**

*Rajeev Kapoor*  
**(Rajeev Kapoor)  
Partner**

**M. No. 077827**

**UDIN: 21077827 AAAAJH804**

**Place: UNNAO  
Date: November 13, 2021**