



GESL/2023-24

GANESHA ECOSPHERE LIMITED

May 25, 2023

To,
The BSE Limited,
Corporate Relationship Department,
1st Floor, New Trading Wing,
Rotunda Building,
PJ Towers,
Dalal Street, Fort,
Mumbai-400 001.
Fax No.: 022-22723121, 22722037
Scrip Code: 514167

To,
National Stock Exchange of India Limited
Exchange Plaza,
Bandra- Kurla Complex,
Bandra (East),
Mumbai-400051.
Tel No.: 022-26598100-8114/ 66418100
Fax No. : 022-26598237/38
Scrip Symbol: GANECOS

Sub.: Disclosure under Regulation 30 of the SEBI (Listing Obligations and Disclosure Requirements) Regulations, 2015

Dear Sir/ Ma'am,

Pursuant to Regulation 30 of the SEBI (Listing Obligations and Disclosure Requirements) Regulations, 2015, please find enclosed herewith the presentation on the Audited Financial Results of the Company for the quarter & year ended 31st March, 2023.

In compliance with Regulation 46 of the aforesaid Regulations, the presentation is also being hosted on the website of the Company at www.ganeshaecosphere.com.

Kindly take the above on record and oblige.

Thanking you,

Yours faithfully
For Ganesha Ecosphere Limited

(Bharat Kumar Sajnani)
Company Secretary-cum-Compliance Officer

Encl.: As above

Ganesha Ecosphere

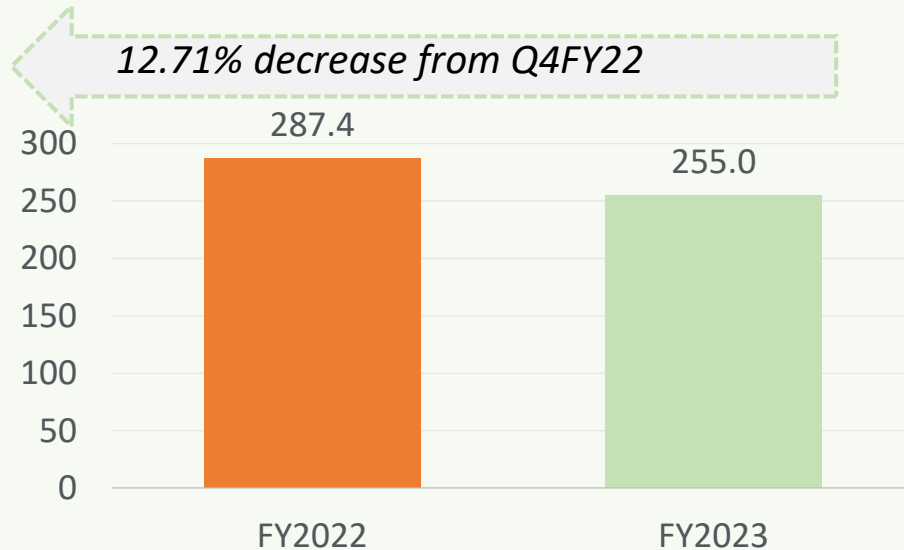
FY2023

PERFORMANCE PRESENTATION



Q4FY23 Performance Highlights

REVENUE FROM OPERATIONS



INR 34.32 cr.*
EBITDA
33.08[#] in Q4FY22



13.46%*
EBITDA Margin
11.51%[#] in Q4FY22



29,637 MT
Production Volume



28397 MT in Q4FY22



109%
Capacity Utilization



103% in Q4FY22



INR 17.47
cr. PAT
44.95 Cr. in Q4FY22



6.71%
PAT Margin
15.43% in Q4FY22



INR 11,580*
EBITDA per ton
11650 MT in Q4FY22[#]



26,635 MT
Sales Volume



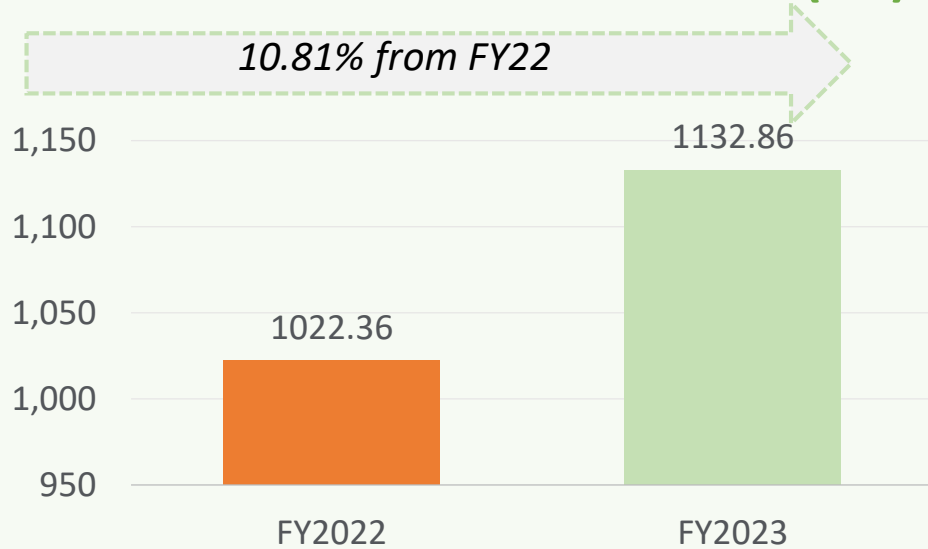
27,642 MT in Q4FY22

*Excluding insurance claim settlement loss of Rs. 5.10 Cr

Excluding gain on reversal of loss of fire of Rs. 25.13 Cr.

FY23 Performance Highlights

REVENUE FROM OPERATIONS (Cr.)



INR **129.0cr.***
EBITDA

117.4 cr. of FY22



11.4%*
EBITDA Margin

11.5% of FY2022



INR **73.7**
Cr. PAT

69.6 Cr. of FY2022



6.41%
PAT Margin

6.73% of FY2022



INR **11,199**
EBITDA per ton

10560 in F2022



1,15,136 MT
Production Volume

111250 MT of FY2022



106%
Capacity Utilization

99% of FY2022



1,09,835 MT
Sales Volume

106806 MT of FY2022

*Excluding insurance claim settlement loss of Rs. 5.10 Cr

Q4FY23 Consolidated Performance



INR 301.55cr.

REVENUE

(INR 1179.63 cr. Annual)



INR 37.22 cr.

EBITDA

(INR 141.06 Cr. Annual)



12.34%

EBITDA Margin


(11.96% annual)



INR 15.38 Cr.

PAT

(INR 69.46 cr. Annual)



5.04%

PAT Margin

(5.82% annual)



INR 7.06

EPS

(INR 31.88 annual)

GESL has grown exponentially over the last 10 years

Last 10 years at a Glance



INR 1132.86 Crore Revenue in FY22-23
with a 8.55% CAGR growth in the last 10 years



Current market capitalization of INR 2,100
crore compared to INR 81 crore in FY14



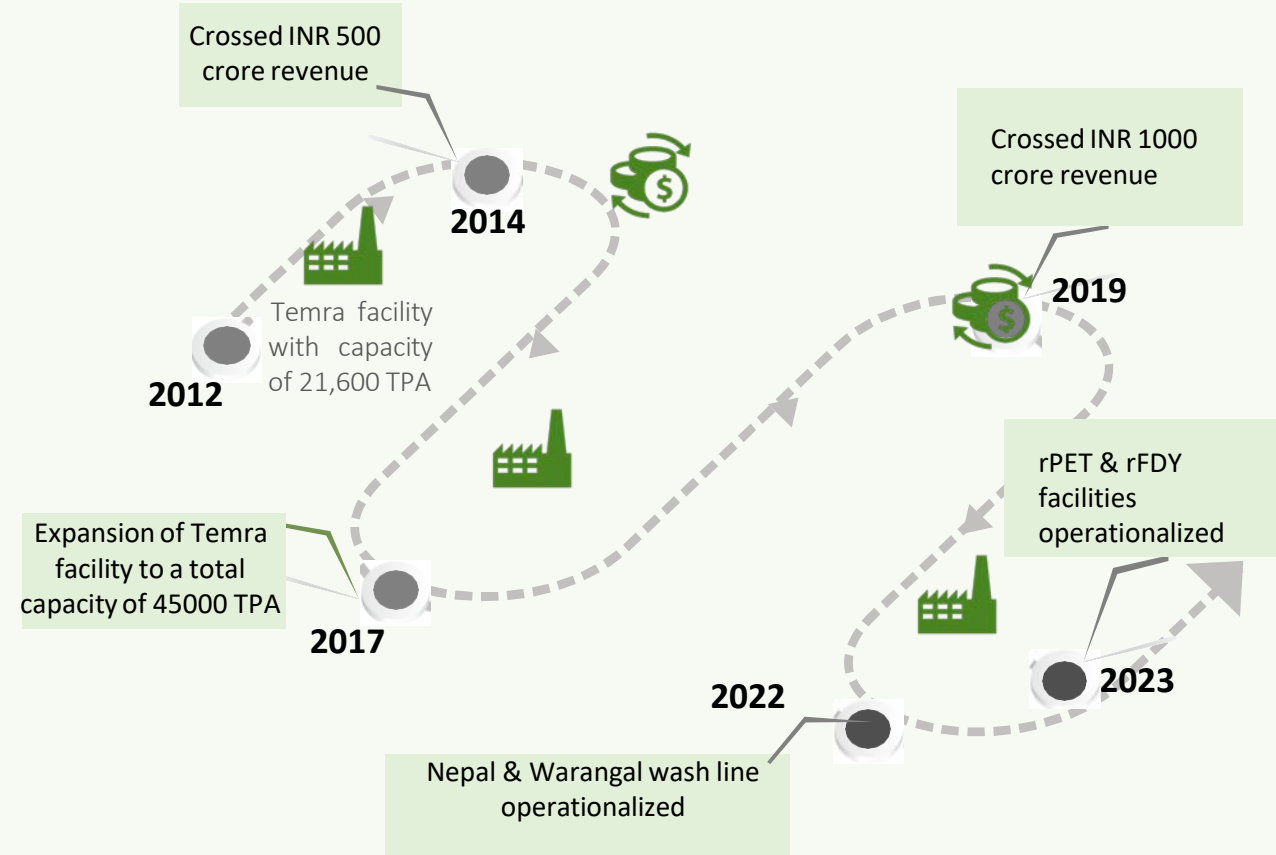
6.27 bn bottles recycled in FY23 compared to 3.35 bn
bottles recycled in FY13 - CAGR of 6.50% in the last 10 years



4 new facilities(Temra, Bilaspur, Nepal & Warangal) added in
the last 10 years



500+ customers being served
compared to less than 150 customers served in 2014



6 billion+ PET bottles
recycled annually



96600 MTPA PET waste
converted annually



500+ customers,
250+ supplier network



500+ product variants

Towards a Greener Future

OUR VISION

To become a global corporate citizen, committed to recycle every pet bottle which is thrown into waste with world class recycling facilities and to create wealth for our stakeholders through conducting business around social & environmental concerns.

OUR MISSION

We will continue to deliver enhanced value for our stakeholders by being the preferred choice of our customers, delivering highest quality products and work towards making our planet a better place to live in for the present and future generations.

Sustainability for People & Planet

With and by recycling plastic waste into useful products, GESL brings a real difference to businesses, environment & communities.



Directly impacts the environment by reducing the burden of waste on the planet



Creating a sustainable, circular economy on a global level



Our goal is to protect, preserve and nurture our ecology



Helps all industries take steps towards sustainability



Product Portfolio



RPET FIBER

- Yarn Spinning
- Non-woven fabric/ carpets / felts
- Non-woven carpets / scrubbers
- Non-woven carpets / felts
- Fiber filling



Product Applications

- Clothing
- Padding Insulation
- Carpets
- Needle Punch fabrics
- Cushions, Pillows & Quilts
- Fabrics
- Sarees & Dress Material
- Upholstery & Hosiery
- Sewing Thread



RPET SPUN YARN

Spun yarn products

- Solid dope dyed
- Melange



Filament yarn products

- Texturized
- Twisted & Doubled
- Solid / Injection
- Dyed Fancy Yarn

GESL is entering into a new age of recycling



Increasing demand for recycled products directly from the end customers owing to increasing awareness



Established companies with sustainability targets to reduce the use of plastic and leverage recycled products for packaging



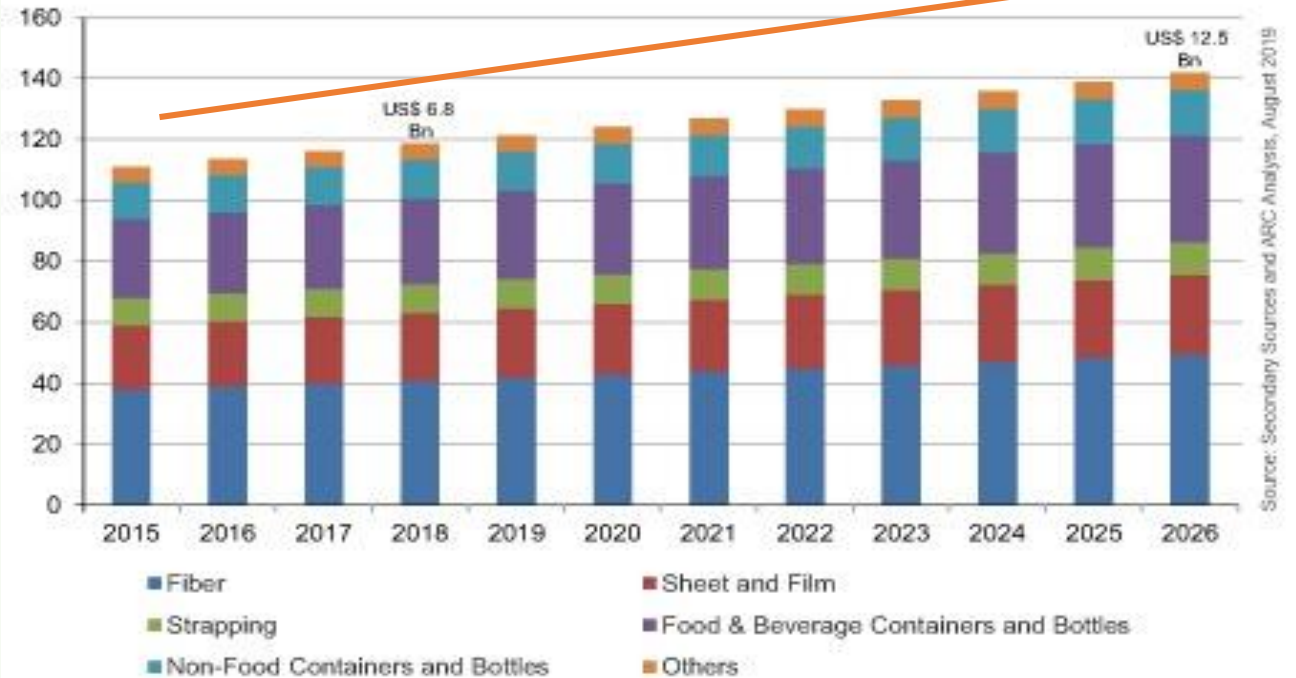
Government regulations to fulfill EPR



Government support through policies such as approving B2B recycling for food grade applications & mandatory regulations to use recycled PET from FY2024

Increasing demand for rPET across industries

Recycled Polyethylene Terephthalate (rPET) Market by End User



We envision to close the sustainable loop and capture the industry evolution towards demand for recycled packaging products. Our upcoming plant in Warangal is equipped with the latest technologies to develop premium quality products

Conception of Go Rewrite



The brand is being launched with a commitment for the good of tomorrow. Go Rewrite is dedicated to conserving resources and establish sustainability supremacy by efficiently recycling PET plastic into premium quality products

3 Pillars of Strength

1

State-of-the-art Technology: The products will be produced with the best-in-class recycling technology, customized for Indian waste. Go Rewrite's products are USFDA & EFSA approved and safe for food grade packaging

2

Sustainability Supremacy: Besides being a zero liquid discharge facility, Go Rewrite aims to go an extra mile through maximum use of renewable energy and minimum water consumption

3

Unmatched Legacy: Go ReWise is manned by industry experts with decades of industry experience



Our Offerings under Go Rewise

Products being launched aim to close the plastic recycling loop by manufacturing a number of premium quality products made from recycled PET bottles

01

rPET Flakes

- High-quality and anti-contaminated rPET Flakes used for manufacturing high quality end products
- Available in PSF, Filament, and Bottle grade variants.

02

**rPET Chips
Bottle Grade**

- USFDA and EFSA approved rPET chips for packaging
- Available in Food and Non-Food grade variants

03

**rPET Chips
Textile Grade**

- GRS and Oekotex certified rPET chips for high end textile applications (apparel, textile, sheets etc.)
- Available in Filament, Fiber and Sheet grade variants

04

rPET FDY

- GRS and Oekotex certified rPET Fully Drawn Yarn with high consistency and strength
- Available in Semi-dull, Bright & Trilobale Bright grade variants

Financial Highlights

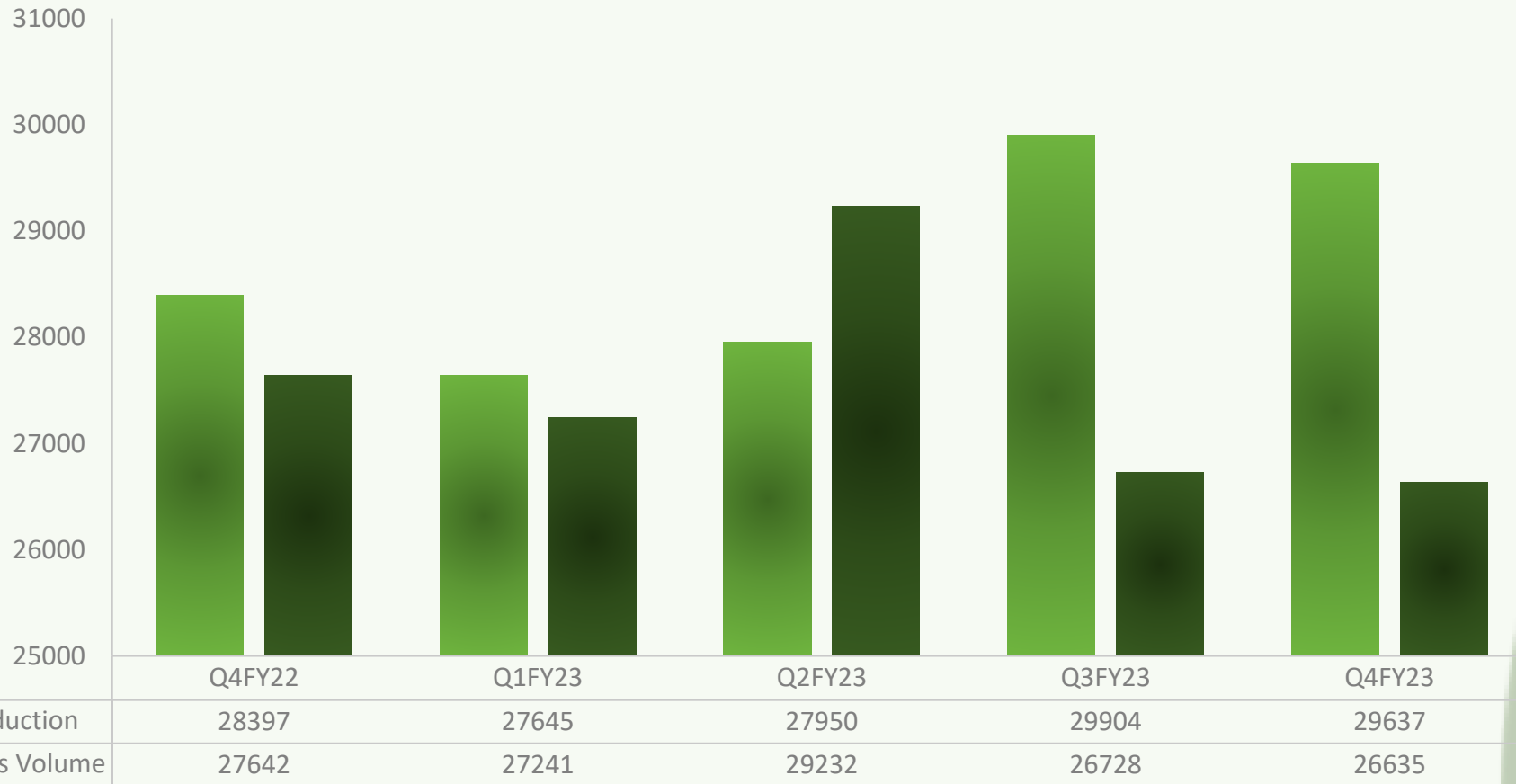


Q4FY23 Performance

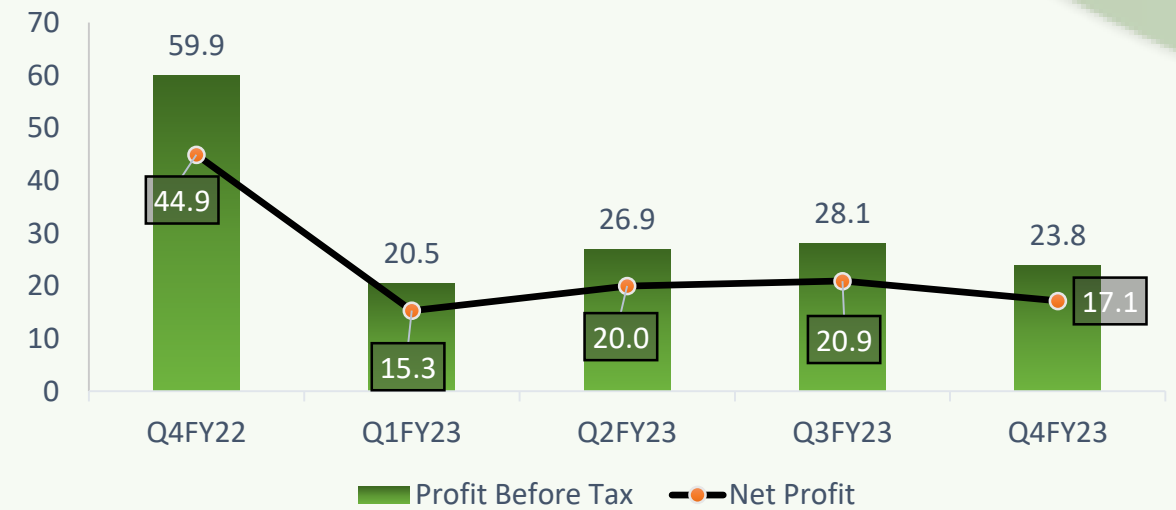
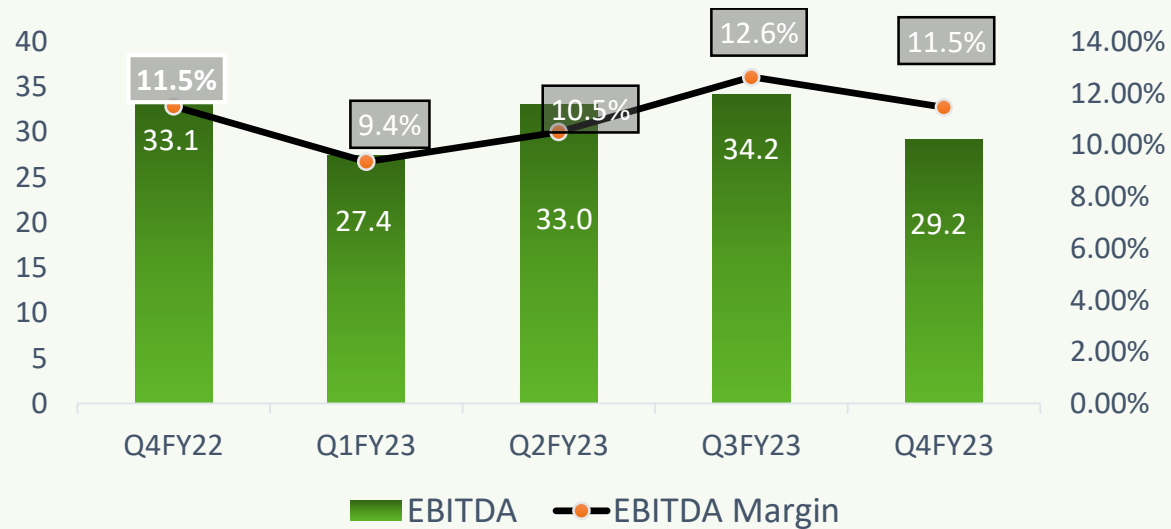
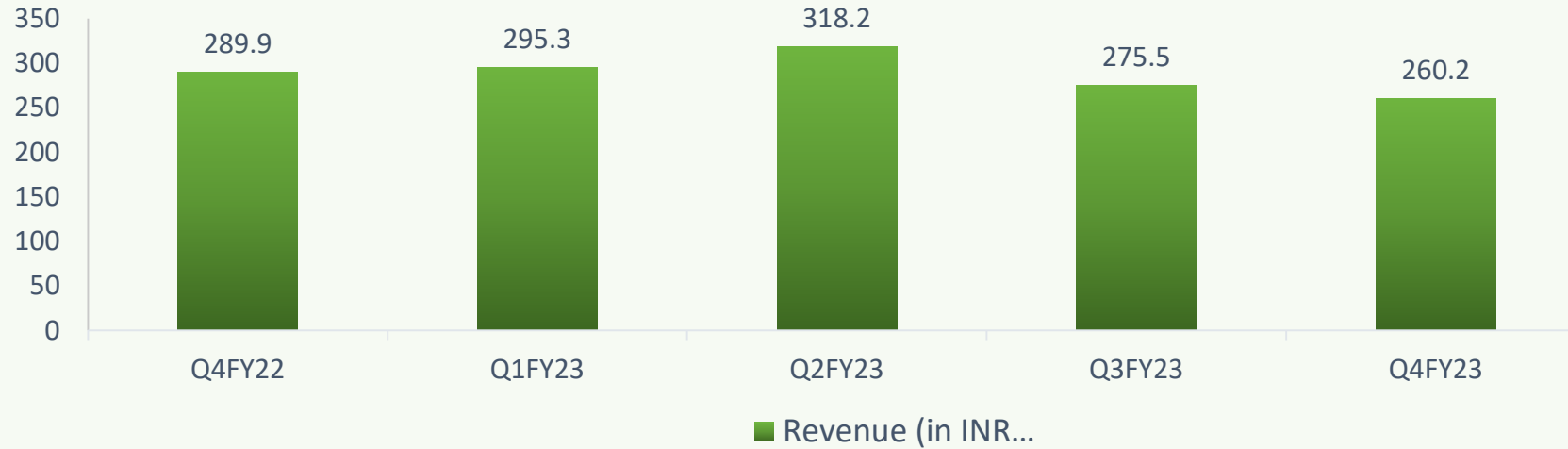
Particulars (Rs in Crore)	Q4FY23	Q4FY22	Q3FY23	Q2FY23	Q1FY23
Net Revenue from operation	255.04	287.38	270.73	314.14	292.95
Other Income	5.19	2.54	4.80	4.06	2.39
Total Revenue	260.23	289.92	275.53	318.20	295.34
Total expenses					
Cost of materials consumed/ Traded goods	179.45	187.65	199.94	193.55	197.06
Changes in inventories	(20.79)	(0.11)	(29.25)	18.03	3.76
Employee benefits expense	17.33	15.82	17.62	15.94	14.95
Finance costs	3.81	2.24	4.11	3.46	2.74
Depreciation and amortization expenses	6.88	7.07	6.81	6.74	6.60
Other expenses	44.73	50.94	48.23	53.61	49.75
Profit before tax	28.82	26.31	28.07	26.87	20.48
(Loss on under settlement of Insurance claim)/ reversal of loss by fire	(5.10)	25.13	-	-	-
Adjusted profit	23.72	51.44	28.07	26.87	20.48
Tax Expense	(6.58)	(6.49)	(7.14)	(6.91)	(5.19)
Net Profit/ (loss) after tax	17.14	44.95	20.93	19.96	15.29
Other Comprehensive income (net)	0.33	(0.21)	0.01	0.01	0.01
Total Comprehensive Income	17.47	44.74	20.94	19.97	15.30
Earning Per Share (Rs.) before exceptional item	7.85	9.08	9.59	9.15	7.00

Q4FY23 Operational Performance

Production vs Sales Volumes (in MT)



Q4FY23 Performance Highlights

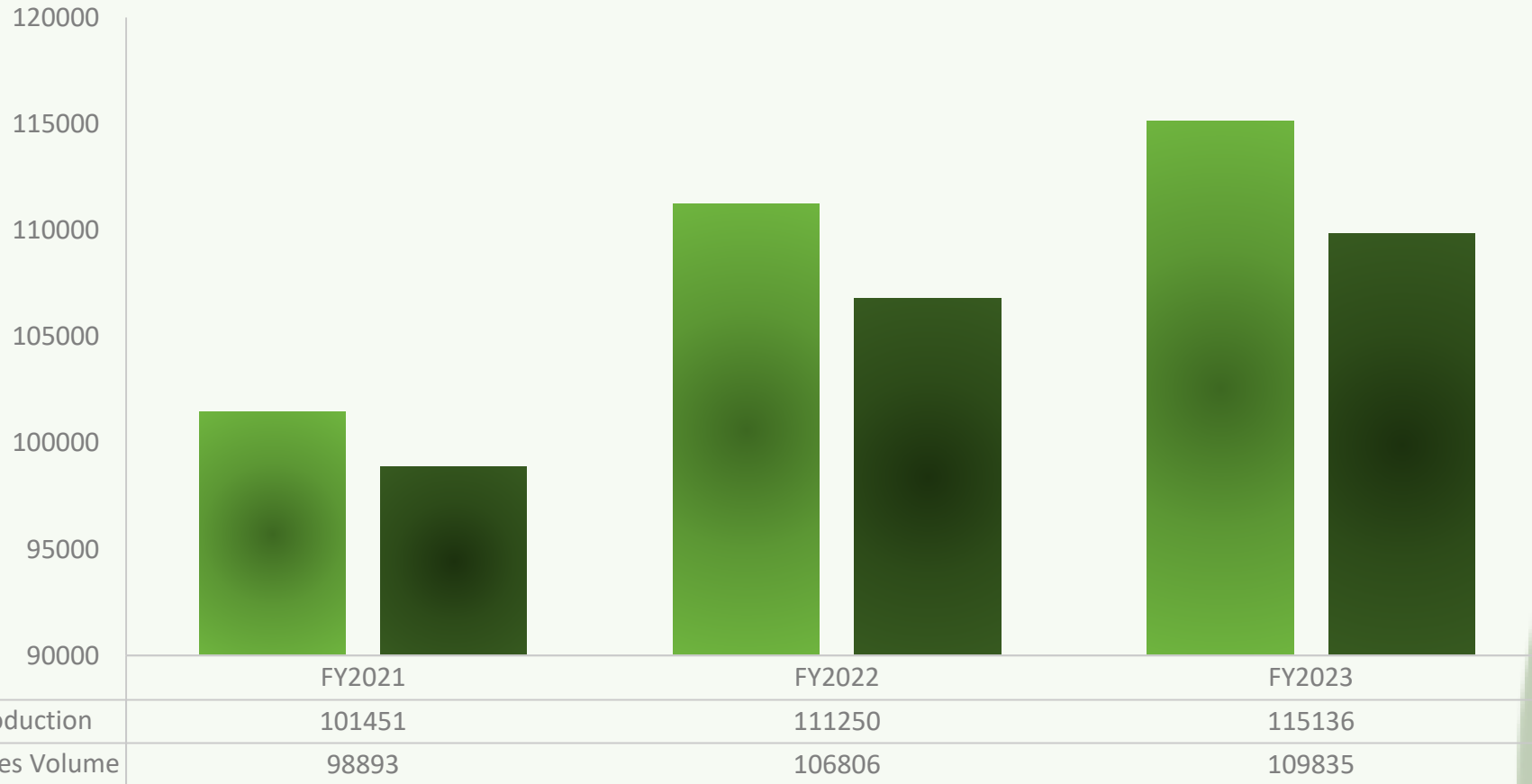


FY23 Performance

Particulars (Rs in Crore)	FY2023	FY2022	FY2021
Net Revenue from operation	1132.86	1,022.35	751.14
Other Income	16.43	11.49	10.77
Total Revenue	1149.29	1,033.85	761.91
Expenses			
Cost of materials consumed/ Traded goods	770.00	676.03	479.12
Changes in inventories	(28.25)	(18.82)	(3.59)
Employee benefits expense	65.84	57.84	48.01
Finance costs	14.12	9.76	8.71
Depreciation and amortization expenses	27.02	28.37	27.16
Other expenses	201.42	189.93	142.88
Profit before tax	99.14	90.74	59.62
Tax Expense	(25.82)	(21.19)	(14.43)
Net Profit/ (loss) after tax	73.32	69.55	45.19
Other Comprehensive income	0.36	0.03	0.32
Total Comprehensive Income	73.68	69.58	45.51
Earning Per Share (Rs.) before exceptional item	33.59	31.86	20.70

FY23 Operational Performance

Production vs Sales Volumes (in MT)



■ Production

■ Sales Volume

FY2021

FY2022

FY2023

101451

111250

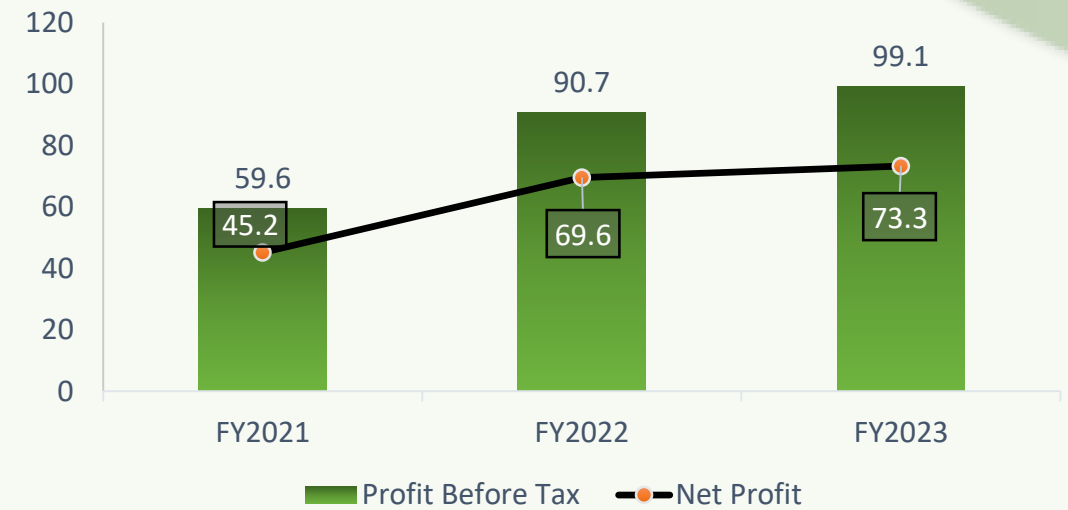
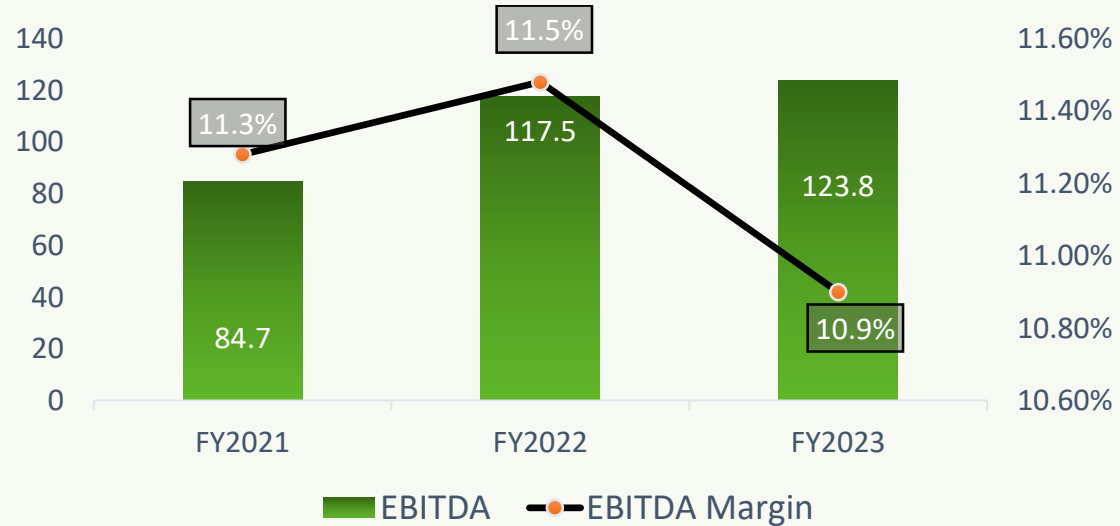
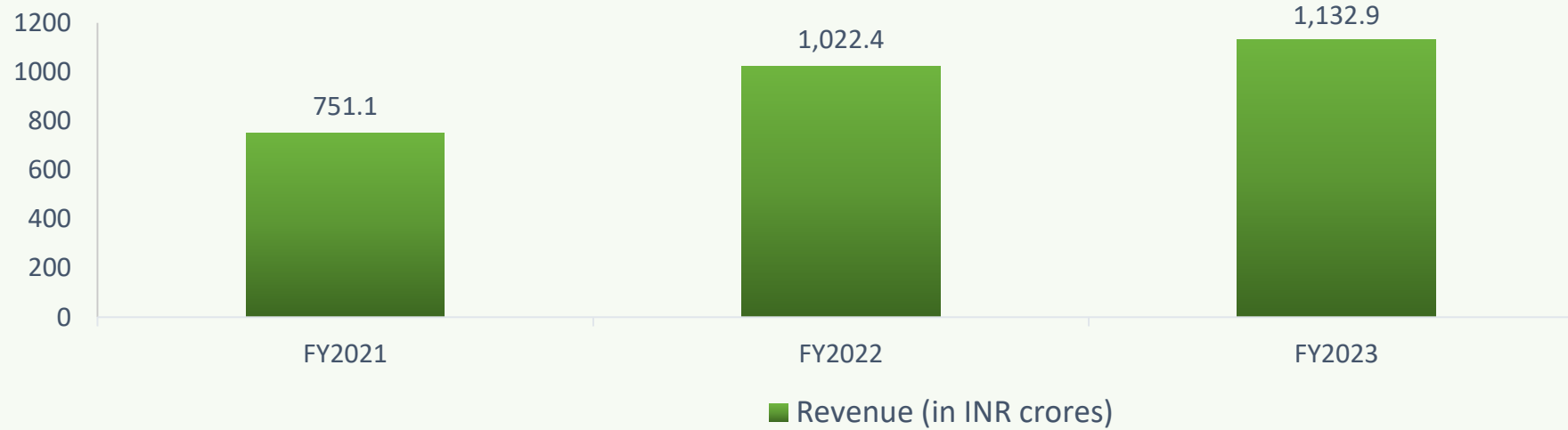
115136

98893

106806

109835

FY23 Performance Highlights



Safe Harbour

Except for the historical information contained herein, statements in this presentation and the subsequent discussions, which include words or phrases such as "will", "aim", "will likely result", "would", "believe", "may", "expect", "will continue", "anticipate", "estimate", "intend", "plan", "contemplate", "seek to", "future", "objective", "goal", "likely", "project", "should", "potential", "will pursue", and similar expressions of such expressions may constitute "forward-looking statements". These forward looking statements involve a number of risks, uncertainties and other factors that could cause actual results to differ materially from those suggested by the forward-looking statements. These risks and uncertainties include, but are not limited to our ability to successfully implement our strategy, our growth and expansion plans, obtain regulatory approvals, our provisioning policies, technological changes, investment and business income, cash flow projections, our exposure to market risks as well as other risks. The Company does not undertake any obligation to update forward-looking statements to reflect events or circumstances after the date thereof.

Thank you!

For further details, please contact us at: gesl@ganeshaecosphere.com

