



**CORAL LABORATORIES LTD**

AN ISO 9001: 2008 CERTIFIED ORGANIZATION



Registered Office: 3-B, Patanwala Industrial Estate, LBS Marg, Opp. Shreyas Cinema, Ghatkopar (West), Mumbai-400086  
CIN: L24231MH1997PLC422233  
Ph. No.: 022-25008208/25005245/46, E-mail: accounts@corallab.com, Website: www.corallab.com

September 05, 2024

To  
The Manager,  
Corporate Relations Department,  
**BSE Limited**  
Phiroze Jeejeebhoy Towers,  
Dalal Street,  
Mumbai- 400 001

**Scrip Code – 524506**

**Subject: Notice convening the 42nd Annual General Meeting (AGM) and the Annual Report for Financial Year 2023-2024.**

Dear Sir/ Ma'am,

Pursuant to the Regulation 34(1) of SEBI (Listing Obligation and Disclosure Requirements) Regulations, 2015, we enclose herewith the following for your information and records:

1. Copy of Notice Convening 42<sup>nd</sup> Annual General Meeting (AGM) of the Company will be held on Friday, 27 September, 2024 at 01:30 PM (IST) through Video Conferencing (VC)/ Other Audio Visual Means (OAVM), in accordance with the circulars issued by the Ministry of Corporate Affairs (MCA) and Securities Exchange Board of India (SEBI),
2. Copy of Annual Report for Financial Year 2023-24

In compliance with relevant circulars issued by Ministry of Corporate Affairs and the Securities and Exchange Board of India, the Notice convening the AGM and the Annual Report of the Company for the financial year 2023-24 is being sent to all the members of the Company through electronic mode whose email addresses are registered with the Company or Depository Participant(s) and the physical copies of the same will be provided to the members on request.

The members can also access the Annual Report on the website of the Company:  
[www.corallab.com](http://www.corallab.com).

This is for your information and records.

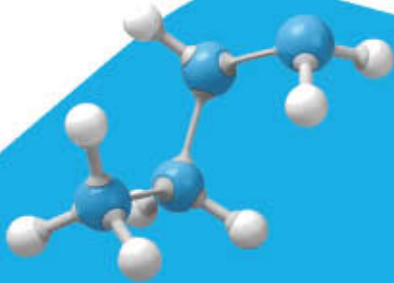
Yours sincerely,

For CORAL LABORATORIES LIMITED

Dhwani Desai  
Company Secretary & Compliance Officer  
M No. A63688

# ANNUAL REPORT

2023 - 24



**Coral Laboratories Ltd.**

An ISO 9001 : 2015 Certified Organisation

**WE WORK FOR BETTER TOMORROW**



## CORAL LABORATORIES LIMITED

### ANNUAL REPORT 2023-2024

#### CONTENTS

|     |   |    |
|-----|---|----|
| 1.  | Notice of Annual General Meeting.....                                       | 4  |
| 2.  | Explanatory Statement.....  | 17 |
| 3.  | Director's Report.....  | 19 |
| 4.  | Management Discussion and Analysis Report.....                              | 39 |
| 5.  | Report on Corporate Governance.....   | 41 |
| 6.  | Declaration of Compliance with the Code of Business Conduct and Ethics..... | 61 |
| 7.  | CEO/CFO Certification.....  | 62 |
| 8.  | Certificate of Corporate Governance.....                                    | 63 |
| 9.  | Certificate of Non-Disqualification of Director.....                        | 64 |
| 10. | Auditors' Report to the Share holders.....                                  | 65 |
| 11. | Balance Sheet.....  | 81 |
| 12. | Statement of Profit and Loss Account.....                                   | 83 |
| 13. | Cash Flow Statement.....  | 84 |
| 14. | Notes to Financial Statements.....  | 85 |



THIS PAGE IS KEPT INTENTIONALLY BLANK



## CORAL LABORATORIES LIMITED

**BOARD OF DIRECTORS & KEY MANAGERIAL PERSONNEL** : Mr. Girish M Dhameja : Whole Time Director  
Mrs. Sushma Kadkade : Director and Chief Financial Officer  
Mrs. Sheela Kamdar : Independent Director (ceases to be director w.e.f August 11, 2024)  
Mr. Saurabh Shah : Independent Director  
Mr. Malay Doshi : Independent Director  
Mr. Rajendrasinh Rana : Director  
Ms. Pooja Hindia : Independent Director (appointed w.e.f August 09, 2024)  
Mrs. Dhvani Desai : Company Secretary and Compliance Officer

**REGISTERED OFFICE & CORPORATE OFFICE** : 3B, Patanwala Compound, Opp. Shreyas Cinema, L. B. S. Marg, Ghatkopar (W), Mumbai, Maharashtra- 400086 Website: www.corallab.com  
Contact No.: 022 25005245/46 • Email Id: cs@corallab.com

**PLANTS:**

1. DAMAN : Plot No.57/1, (16), Bhenslore, Dunetha, Nani Daman-396210  
2. UTTRANCHAL : Plot No.27 & 28, Pharma City, Selaqui, Dehradun, Uttaranchal

**STATUTORY AUDITOR** : **M/s. M. A. PAREKH & ASSOCIATES**  
Chartered Accountants

**SECRETARIAL AUDITORS** : **M/s. SARK & Associates LLP**  
Company Secretaries  
(erstwhile SARK & Associates, Company Secretaries)

**BANKERS** : **HDFC Bank Limited**

**REGISTRAR AND TRANSFER AGENT** : **Link Intime India Private Limited**  
(Unit-Coral Laboratories Limited)  
C-101, 247 Park, L.B.S Marg, Vikhroli (West), Mumbai-400083  
• Contact No: 022 49186000  
• Email- ID: rnt.helpdesk@linkintime.co.in



## NOTICE

Notice is hereby given that the **Forty-Second (42nd) Annual General Meeting** of the members of the Company **Coral Laboratories Limited** will be held on Friday, September 27, 2024, at 01:30 p.m., Indian Standard Time (IST), through Video Conferencing ("VC")/ Other Audio Visual Means ("OAVM") facility to transact the following business.

The venue of the meeting shall be deemed to be the Registered Office of the Company at 3B, Patanwala Compound, Opp. Shreyas Cinema, L. B. S. Marg, Ghatkopar (W), Mumbai, Maharashtra- 400086.

### **ORDINARY BUSINESS:**

#### **1. CONSIDERATION AND ADOPTION OF THE AUDITED STANDALONE FINANCIAL STATEMENTS OF THE COMPANY FOR THE FINANCIAL YEAR ENDED 31ST MARCH, 2024 AND THE REPORTS OF THE BOARD OF DIRECTORS AND AUDITORS THEREON**

To receive, consider and adopt the Audited Financial Statements for the financial year ended March 31, 2024, together with the Directors' Report and Auditors Report thereon and, in this regard, to consider and if thought fit, to pass with or without modification(s), the following resolution as an **Ordinary Resolution**:

"**RESOLVED THAT** the Audited Standalone Financial Statements of the Company for the Financial Year ended 31st March, 2024 and the Reports of the Board of Directors and Auditors thereon as circulated to members, be considered and adopted."

#### **2. DECLARATION OF DIVIDEND ON EQUITY SHARES**

To declare final dividend on equity shares for the financial year ended March 31, 2024 and, in this regard, to consider and, to consider and, if thought fit, to pass the following Resolution as an **Ordinary Resolution**:

"**RESOLVED THAT** a dividend of Rs. 2/- (20%) per Ordinary (Equity) share of the face value of Rs. 10 each for the year ended 31st March 2024 on Equity Shares of the Company aggregating Rs. 71,45,200/- as recommended by the Board of Directors be declared and that the said Dividend be distributed out of the Profits for the year ended on 31st March 2024 subject to deduction of tax at source and, in accordance with the provisions of Section 123 and the other applicable provisions, if any of the Companies Act, 2013"

#### **3. RE-APPOINTMENT OF MRS. SUSHMA KADKADE (DIN: 07791735), AS A DIRECTOR LIABLE TO RETIRE BY ROTATION**

To appoint a Director in place of Mrs. Sushma Kadkade (DIN: 07791735), who retires by rotation and being eligible, offers herself for re-appointment and, in this regard, to consider and, if thought fit, to pass the following Resolution as an **Ordinary Resolution**:

"**RESOLVED THAT** Mrs. Sushma Kadkade (DIN: 07791735) who retires by rotation in terms of section 152(6) of the Companies Act, 2013 and being eligible, offers herself for re-appointment, be re-appointed as a Director of the Company."

#### **4. RE-APPOINTMENT OF MR. RAJENDRASINH RANA, AS A DIRECTOR LIABLE TO RETIRE BY ROTATION**

To appoint a Director in place of Mr. Rajendra sinh Rana (DIN: 09306136), who retires by rotation and being eligible, offers himself for re-appointment and, in this regard, to consider and, if thought fit, to pass the following Resolution as an **Ordinary Resolution**:

"**RESOLVED THAT** Mr. Rajendra sinh Rana (DIN: 09306136), who retires by rotation in terms of section 152(6) of the Companies Act, 2013 and being eligible, offers himself for re-appointment, be re-appointed as a Director of the Company."



---

**SPECIAL BUSINESS:**

**5. RATIFICATION OF REMUNERATION OF COST AUDITOR OF THE COMPANY FOR THE YEAR 2024-2025:**

To consider and if thought fit, to pass with or without modification(s), the following resolution as an **Ordinary Resolution:**

**“RESOLVED THAT** pursuant to the provisions of Sections 148 and other applicable provisions, if any, of the Companies Act, 2013, read with the Companies (Audit and Auditors) Rules, 2014 (including any statutory modification(s) or re-enactment thereof for the time being in force) M/S Aatish Dhatrak & Associates (Membership no.: 30105) Cost & Management Accountant, a Partnership firm bearing FRN: 101575, appointed by the Board of Directors of the Company as Cost Auditor to conduct the audit of the cost records of the Company for the financial year 2024-2025 be paid a remuneration for the financial year ending March 31, 2025, amounting to Rs 2,35,000 plus taxes as applicable.

**RESOLVED FURTHER THAT** the Board of Directors of the Company be and are hereby severally authorized to do all the acts, deeds and things which are necessary to give effect to all the above resolution.”

**6. APPOINTMENT OF MS. POOJA HINDIA (DIN: 09840237) AS AN INDEPENDENT DIRECTOR OF THE COMPANY FOR A FIRST TERM OF FIVE CONSECUTIVE YEARS:**

To consider and if thought fit, to pass with or without modification, the following resolution as a **Special Resolution:**

**“RESOLVED THAT** pursuant to the provisions of sections 149, 150, 152 read with Schedule IV and other applicable provisions of the Companies Act, 2013 (“the Act”), the Companies (Appointment and Qualifications of Directors) Rules, 2014 and Securities and Exchange Board of India (Listing Obligations and Disclosure Requirements) Regulations, 2015 [including any statutory modification(s) or amendment(s) thereto or re-enactment(s) thereof for the time being in force], Ms. Pooja Hindia (DIN: 09840237), who was appointed as an Additional Director (Independent and Non-Executive) of the Company, with effect from 9th August, 2024 under section 161 of the Act and the Articles of Association of the Company and who holds office upto the date of this Annual General Meeting of the Company, and who qualifies for being appointed as an Independent Director and in respect of whom the Company has received a Notice in writing from a Member under section 160 of the Act, proposing her candidature for the office of Director of the Company, being so eligible, be appointed as an Independent Director of the Company, not liable to retire by rotation, to hold office for a term of 5 (five) consecutive years commencing from 9th August, 2024 to 8th August, 2029 (both days inclusive).”

**By Order of the Board**

**For Coral Laboratories Limited**

Sd/-  
**Girish M Dhameja**  
Whole Time Director  
(DIN: 07798455)

Sd/-  
**Sushma Kadkade**  
Director & CFO  
(DIN: 07791735)

Place: Mumbai  
Date: 14th August 2024

Registered Office Address: 3B, Patanwala Compound, Opp. Shreyas Cinema, L. B. S. Marg, Ghatkopar (W), Mumbai, Maharashtra- 400086



---

NOTES:

1. Pursuant to General Circular No. 20/2020 dated 5th May, 2020 issued by the Ministry of Corporate Affairs ("MCA") read together with MCA General Circular Nos. 14 & 17/2020 dated 8th April, 2020 and 13th April, 2020 respectively, Circular No. 02/2022 dated May 05, 2022, Circular No. 10/2022 dated December 28, 2022 and MCA General Circular No. 09/2023 dated 25th September, 2023 ("MCA Circulars"), the Company will be conducting this Annual General Meeting ("AGM" or "Meeting") through Video Conferencing/Other Audio Visual Means ("VC"/"OAVM"). SEBI vide its Circular No. SEBI/HO/CFD/CFD/CMD1/CIR/P/2020/79 dated May 12, 2020, Circular No. SEBI/HO/CFD/CFD/CMD2/CIR/P/2021/11 dated January 15, 2021, Circular No. SEBI/HO/CFD/CFD2/CIR/2022/62 dated May 13, 2022 and Circular No. SEBI/HO/CFD/PoD-2/P/CIR/2023/0164 dated October 06, 2023 ("SEBI circular"), Companies are allowed to hold AGM through video conference/ other audio visual means (" VC/OAVM") upto 30th September 2024, without the physical presence of members. Accordingly, 42nd Annual General Meeting ('AGM') of the members of the Company is held through VC/ OAVM in compliance with the provisions of the said Circulars, and consequently no proxy form, attendance slip and route map are enclosed with this notice. The proceedings of the 42nd AGM shall be deemed to be conducted at the Registered Office of the Company at 3B, Patanwala Compound, Opp. Shreyas Cinemas, L. B. S Marg, Ghatkopar (W), Mumbai- 400086.

Link Intime India Private Limited, Registrar and Share Transfer of the Company shall be providing facility for voting through remote e-voting, for participation in the AGM through VC/OAVM facility and e-voting during the AGM. The procedure for participating in the meeting through VC/ OAVM is explained at Note below.

2. Pursuant to the above-mentioned MCA Circulars, physical attendance of the Members is not required at the AGM, and attendance of the Members through VC/OAVM will be counted for the purpose of reckoning the quorum under section 103 of the Companies Act, 2013 ("the Act").

Corporate/Institutional Members are entitled to appoint authorised representatives to attend the AGM through VC/ OAVM on their behalf and cast their votes through remote e-voting or at the AGM. Corporate/Institutional Members intending to authorise their representatives to participate and vote at the Meeting are requested to send a certified copy (PDF format) of the Board resolution authorizing their representative to attend the AGM under Section 113 of the Companies Act, 2013 to participate and vote on their behalf to the Company at e-mail id [cs@corallab.com](mailto:cs@corallab.com). Facility to appoint proxy is not available since this AGM, in terms of the said circulars. Accordingly no proxy form is attached with this notice.

3. In accordance with the Secretarial Standard - 2 on General Meetings issued by the Institute of Company Secretaries of India ("ICSI") read with Clarification/Guidance on applicability of Secretarial Standards - 1 and 2 dated 15th April, 2020 issued by the ICSI, the proceedings of the AGM shall be deemed to be conducted at the Registered Office of the Company which shall be the deemed venue of the AGM. Since the AGM will be held through VC/OAVM, the Route Map is not annexed to this Notice.
4. The Statement pursuant to Section 102(1) of the Companies Act, 2013 in respect of the special business set out under the notice is annexed hereto with material facts concerning the business. The additional and relevant details, pursuant to Regulations 36(3) and Regulation 36(5) of the Securities and Exchange Board of India (Listing Obligations and Disclosure Requirements) Regulations, 2015 ("Listing Regulations") and Secretarial Standard on General Meetings issued by the Institute of Company Secretaries of India, in respect of auditors seeking appointment/re-appointment of auditors at this Annual General Meeting ("AGM") forms part of the notice and is appended to the notice. The Directors have also furnished consent/declaration for their appointment/re-appointment as required under the Companies Act, 2013 and the Rules thereunder
5. Annual Report has been sent to those members holding shares in physical and Demat form whose names appeared on the Company's Register of Members on closure of business hours of **Friday, August 30, 2024**.
6. Pursuant to the provisions of Section 91 of the Companies Act, 2013, the Register of Members and Share Transfer Books of the Company will remain closed from **Friday, September 21, 2024 to Friday, September 27, 2024 (both days inclusive)**.
7. In line with the MCA Circulars, the notice of the 42nd AGM along with the Annual Report for Financial Year 2023-2024 are being sent only through electronic mode to those Members whose e-mail addresses are registered with the Company/ Depositories. Members may please note that this Notice and Annual Report for Financial Year 2023-2024 will also be available on the Company's website [www.corallab.com](http://www.corallab.com) websites of the Stock Exchange i.e., BSE Limited at [www.bseindia.com](http://www.bseindia.com).
8. In accordance with the circulars issued by MCA and SEBI, the Notice of the 42nd AGM along with the Annual Report 2023-2024 is being sent by electronic mode to Members whose e-mail id is registered with the Company or the Depository





Participants (Dps). Physical copy of the Notice of the 42nd AGM along with Annual Report for the Financial Year (FY) 2023-2024 shall be sent to those Members who request for the same.

9. In accordance with the Circulars, and to support the “Green Initiative”, members who have not registered their e-mail address may register their e-mail address with their depository participant or send their consent at [cs@corallab.com](mailto:cs@corallab.com) along with their folio no./DP ID client ID and valid e-mail address for registration.
10. Pursuant to Section 101 and Section 136 of the Companies Act, 2013 read with relevant Companies (Management and Administration Rules), 2014, companies can serve Annual Reports and other communications through electronic mode to those Members who have registered their e-mail address either with the Company or with the Depository. Members who have not registered their e-mail address with the Company are requested to register the same in respect of shares held in electronic form with the Depository through their Depository Participant(s) directly and in respect of shares held in physical form by writing to the Company’s Registrar and Share Transfer, Link Intime India Private Limited, C-101, 247 Park L.B.S Marg, Vikhroli (West), Mumbai - 400083.
11. Shareholders holding shares in physical form may write to the company/company’s RTA for any change in their address along with proof of address and bank mandates; shareholders holding shares in electronic form may inform the same to their respective depository participants immediately, where applicable. Members holding shares in physical mode are requested to intimate changes in their address along with proof of address/bank mandate to the Registrar and Share Transfer Agents (RTA). Members who hold shares in the dematerialized form and want to change/correct the bank account details are requested to send the intimation for change of address/bank mandate to their respective Depository Participant and not to the Company. Members are also requested to give the MICR Code of their bank to their Depository Participants.
12. The company will not entertain any direct request from such members for change of address, transposition of names, deletion of name of deceased joint holder and change in the bank account details.
13. As per RBI notification, with effect from October 1, 2009, the remittance of money through ECS is replaced by National Electronic Clearing Services (NECS) and banks have been instructed to move to the NECS platform. This is in addition to the existing facility of ECS in other locations. NECS essentially operates on the new and unique bank account number, allotted by banks pursuant to implementation of Core Banking Solutions (CBS) for centralized processing of inward instructions and efficiency in handling bulk transaction.
14. In this regard, shareholders holding shares in electronic form are requested to furnish the new 9-digit Bank Account Number allotted to them by your bank, (after implementation of CBS), along with photocopy of a cheque pertaining to the concerned account, to your Depository Participant (DP). Please send these details to the Company/Registrars if the shares are held in physical form immediately.
15. Members who are holding physical shares in identical order of names or joint holding in the same order of names in more than one folio are requested to send to the Company's Share Transfer Agent the details of such folios together with the share certificates for consolidating their holding in a single folio. The share certificates will be returned to the members after making requisite changes, thereon. Members are requested to use the new share transfer form SH-4.
16. SEBI Notification No. SEBI/LAD-NRO/GN/2018/24 dated June 8, 2018, and further amendment vide Notification No. SEBI/LAD-NRO/GN/2018/49 dated November 30, 2018, requests for effecting transfer of securities (except in case of transmission or transposition of securities) shall not be processed from April 1, 2019, unless the securities are held in the dematerialized form with the depositories. Therefore, Shareholders are also requested to take immediate action to Demat their shares to avail easy liquidity since trading of shares of the Company are under compulsory Demat mode as per the regulation of SEBI and also to prevent any loss of physical Share Certificate (if already complied with, please ignore this).
17. Pursuant to Section 72 of the Companies Act, 2013, members holding shares in single name and physical form are advised to make nomination in respect of their shareholding in the company. The Nomination Form SH-13 prescribed by the Government can be obtained from the Registrar and Transfer Agent. If a member desires to opt out or cancel the earlier nomination and record fresh nomination, he/she may submit the same in ISR-3 or SH-14. In respect of shares held in electronic/Demat form, the members may please contact their respective depository participant.
18. The Securities and Exchange Board of India (SEBI) vide circular ref no. MRD/DOP/CIR-05/2007 dated April 27, 2007, made PAN the sole identification number for all participants

transacting in the securities market, irrespective of the amount of transaction. In Continuation of the aforesaid circular, it is hereby clarified that for securities market transactions and off market/private transactions involving transfer of shares of listed companies in physical form, it shall be mandatory for the transferee(s) to furnish copy of PAN card to the company /Registrar and Share Transfer Agent for registration of such transfer of shares.



19. To prevent fraudulent transactions, members are advised to exercise due diligence and notify the Company of any change in address or demise of any member as soon as possible. Members are also advised not to leave their Demat account(s) dormant for long, periodic statement of holdings should be obtained from the concerned Depository Participant and holdings should be verified.
20. The Register of Directors and Key Managerial Personnel and their shareholding maintained under Section 170 of the Companies Act, 2013 and the Register of Contracts and Arrangements in which Directors are interested maintained under Section 189 of the Act will be available for inspection by the members at the AGM. Members seeking to inspect such documents are requested to write to the company by sending e-mail to [cs@corallab.com](mailto:cs@corallab.com) at least 10 days before the meeting i.e latest by Tuesday, September 17, 2024.
21. **Members desirous of obtaining any information concerning accounts and operations of the Company are requested to address their communications to the Company by sending email to [cs@corallab.com](mailto:cs@corallab.com) at least ten days before the date of the meeting i.e latest by Tuesday, September 17, 2024. The same will be suitably replied to by the Company at the AGM or through reply to your mail.**
22. **Members who would like to express their views/ask questions as a speaker at the Meeting may pre-register themselves by sending a request from their registered email address mentioning their names, DP ID and Client ID/folio number, PAN and mobile number at [cs@corallab.com](mailto:cs@corallab.com) on or before Tuesday, September 17, 2024. Only those Members who have pre-registered themselves as a speaker will be allowed to express their views/ask questions during the AGM. The Company reserves the right to restrict the number of speakers depending on the availability of time for the AGM.**
23. Members are requested to quote their Registered folio number or Demat Account Number & Depository Participant (D.P.) ID number in all correspondence with the Company.
24. Those Members who have so far not encashed their dividend warrants/demand drafts for final dividend for the year 2016-2017 onwards, may approach the Registrar and Share Transfer Agents, M/s. Link In time India Private Limited for making their claim without any further delay as the said unpaid dividends will be transferred to the Investor Education and Protection Fund of the Central Government pursuant to the provisions of Companies Act after completion of seven years from the date of its transfer to unpaid dividend account. Further "Investor Education and Protection Fund Authority (Accounting, Audit, Transfer and Refund) Rules, 2016" the Company has to transfer all shares in respect of which dividend has not been paid or claimed for seven consecutive years in the name of IEPF Suspense Account. The details of unpaid/unclaimed dividend are available on Company's website: [www.corallab.com](http://www.corallab.com) The dates for transfer of unpaid dividends will be transferred to the Investor Education and Protection Fund of the Central Government is given in the head "Investor Education and Protection Fund" in the Board's report.
25. Shareholders are requested to note that no claim shall lie against the Company in respect of any dividend amount which was unclaimed and unpaid for a period of 7 years and transferred to Investor Education and Protection Fund of the Central Government. However, Shareholders may claim from IEPF Authority both unclaimed dividend amount and the shares transferred to IEPF Suspense Account as per the applicable provisions of Companies Act, 2013 and rules made thereunder.
26. Unclaimed Dividend: Pursuant to the provisions of Section 124 and 125 of the Act read with Investor Education and Protection Fund Authority (Accounting, Audit, Transfer and Refund) Rules, 2016, as amended, all the shares on which dividends remain unpaid or unclaimed for a period of seven consecutive years or more shall be transferred to the demat account of the IEPF Authority as notified by the Ministry of Corporate Affairs. In view of this, Members/Claimants are requested to claim their dividends from the Company, within the stipulated time line. The details of unclaimed dividend to be transferred to IEPF is available on the website of the Company. The Members, whose unclaimed dividend/shares have been transferred to IEPF, may claim the same by making an application to the IEPF Authority, in Form No. IEPF-5 available on [www.iepf.gov.in](http://www.iepf.gov.in). The Members/Claimants can file only one consolidated claim in a financial year as per the IEPF Rules.
27. Members are also requested to intimate changes, if any, pertaining to their name, postal address, e-mail address, telephone/mobile numbers, PAN, registration of nomination, power of attorney registration, Bank Mandate details, etc. to their depository participants in case the shares are held in electronic form and to the Registrar at <https://www.linkintime.co.in/> in case the shares are held in physical form, quoting their folio number. Changes intimated to the depository participants will then be automatically reflected in the Company's records.
28. The company will be disclosing to the Stock Exchanges, as per Regulation 44 of the SEBI (Listing Obligations and Disclosure Requirements) Regulations, 2015 the details of results of voting on each of the resolutions proposed in this Notice.



29. The Company has provided the facility to Members to exercise their right to vote by electronic means through remote e-voting.
30. In compliance with provisions of Section 108 of the Companies Act, 2013 and Rule 20 of the Companies (Management and Administration) Rules, 2014, the Company is pleased to provide members facility to exercise their right to vote at the 42nd Annual General Meeting (AGM) by electronic means and the business may be transacted through E-Voting Services by Link In time India Pvt Ltd. Pursuant to the provisions of Section 108 of the Companies Act, 2013 read with Rule 20 of the Companies (Management and Administration) Rules, 2014 (as amended) and Regulation 44 of SEBI (Listing Obligations & Disclosure Requirements) Regulations 2015 (as amended), and the Circulars issued by the Ministry of Corporate Affairs dated April 08, 2020, April 13, 2020 and May 05, 2020 the Company is providing facility of remote e-Voting to its Members in respect of the business to be transacted at the EGM/AGM. For this purpose, the Company has entered into an agreement with Link In time India Pvt Ltd for facilitating voting through electronic means, as the authorized agency. The facility of casting votes by a member using remote e-Voting system will be provided by Link in time India Pvt Ltd and voting at the venue will be done through ballot paper.
31. In line with the Ministry of Corporate Affairs (MCA) Circular No. 17/2020 dated April 13, 2020, the Notice calling the EGM/AGM has been uploaded on the website of the Company at [www.corallab.com](http://www.corallab.com) The Notice can also be accessed from the web sites of the Stock Exchanges i.e., BSE Limited at [www.bseindia.com](http://www.bseindia.com) respectively and the AGM Notice is also available on the website of Link in Time (agency for providing the Remote e-Voting facility) i.e. <https://instavote.linkintime.co.in>
32. **M/s SARK & Associates, LLP Company Secretaries** has been appointed as the Scrutinizer by the Board for providing facility to the Members of the Company to scrutinize remote e-Voting process before the AGM as well as for Ballot during the AGM in a fair and transparent manner.
33. The Scrutinizer will submit their report to the Chairman or to any other person authorized by the Chairman after the completion of the scrutiny of the e-voting (votes cast during the AGM and votes casted through remote e-voting), not later than 48 hours from the conclusion of the AGM. The result declared along with the Scrutinizer's Report shall be communicated to the stock exchanges on which the Company's shares are listed and RTA and will also be displayed on the Company's website at [www.corallab.com](http://www.corallab.com)

**Updation of Records as per SEBI Circular:**

SEBI, vide its Master Circular SEBI/HO/MIRSD/POD-1/P/CIR/2023/70 dated 17th May, 2023 and subsequent notifications thereto, had made it mandatory for holders of physical securities to furnish details of PAN, KYC (Postal Address, Mobile Number, E-mail, Bank Details, Signature) and Nomination/Opt-out of Nomination.).

In order to mitigate unintended challenges on account of freezing of folios and referring frozen folios to the administering authority under the aforesaid Acts, SEBI, vide its Circular SEBI/HO/MIRSD/POD-1/P/CIR/2023/181 dated 17th November, 2023, has done away with the provision regarding freezing of folios lacking PAN, KYC, and Nomination details or referring them to the administering authorities.

This is applicable for all the security holders in physical mode.

- The relevant formats for Nomination and Updation of KYC details viz; Forms ISR-1, ISR-2, ISR-3, SH-13, SH-14 and SEBI circular are available on the RTA website as mentioned below:  
<https://www.linkintime.co.in> Resources Downloads General Formats for KYC
- The original cancelled cheque leaf bearing the name of the first holder failing which first security holder is required to submit copy of bank passbook / statement attested by the bank which is mandatory for registering the new bank details.

| Sr. No. | Form       | Purpose  |
|---------|------------|--|
| 1.      | Form ISR-1 | Request for Registering PAN, KYC details OR Changes/updation there of (only for securities held in physical) |
| 2.      | Form ISR-2 | Confirmation of Signature of securities holder by Banker   |
| 3.      | Form ISR-3 | Declaration for opting out of Nomination by holders of physical securities in Listed Companies               |
| 4.      | Form SH-13 | Nomination Form  |
| 5.      | Form SH-14 | Cancellation OR Variation of Nomination  |



---

In view of aforesaid, we request you to submit the Investor Service Request Form ISR-1 appended herewith, along with the required supporting documents as stated in Form ISR-1 at the earliest.

You may use any ONE of the following modes for submission:

1. In hard copy: by furnishing original /photocopy(ies) of the relevant document duly self-attested with date.

2. With e-sign:

(a) In case your email is already registered with us, you may send the scanned copies of your KYC documents with e-sign at our dedicated email-id: [kyc@linkintime.co.in](mailto:kyc@linkintime.co.in). Kindly mention the email subject line as **"KYC Updation - (Company Name) - Folio No: \_\_\_\_\_"**

(b) Investors can also upload KYC documents with e-sign on our website <https://www.linkintime.co.in> Investor Services KYC Compliance.



---

## Remote e-Voting Instructions for shareholders:

As per the SEBI circular dated December 9, 2020, individual shareholders holding securities in demat mode can register directly with the depository or will have the option of accessing various ESP portals directly from their demat accounts.

### Login method for Individual shareholders holding securities in demat mode is given below:

#### Individual Shareholders holding securities in demat mode with NSDL:

##### METHOD 1 - If registered with NSDL IDeAS facility

##### Users who have registered for NSDL IDeAS facility:

- a) Visit URL: <https://eservices.nsdl.com> and click on "Beneficial Owner" icon under "Login".
- b) Enter user id and password. Post successful authentication, click on "Access to e-voting".
- c) Click on "LINKINTIME" or "evoting link displayed alongside Company's Name" and you will be redirected to Link Intime InstaVote website for casting the vote during the remote e-voting period.

OR

##### User not registered for IDeAS facility:

- a) To register, visit URL: <https://eservices.nsdl.com> and select "Register Online for IDeAS Portal" or click on <https://eservices.nsdl.com/SecureWeb/IdeasDirectReg.jsp>
- b) Proceed with updating the required fields.
- c) Post registration, user will be provided with Login ID and password.
- d) After successful login, click on "Access to e-voting".
- e) Click on "LINKINTIME" or "evoting link displayed alongside Company's Name" and you will be redirected to Link In time Insta Vote website for casting the vote during the remote e-voting period.

##### METHOD 2 - By directly visiting the e-voting website of NSDL:

- a) Visit URL: <https://www.evoting.nsdl.com/>
- b) Click on the "Login" tab available under 'Shareholder/Member' section.
- c) Enter User ID (i.e., your sixteen-digit demat account number held with NSDL), Password/OTP and a Verification Code as shown on the screen.
- d) Post successful authentication, you will be re-directed to NSDL depository website wherein you can see "Access to e-voting".
- e) Click on "LINKINTIME" or "evoting link displayed alongside Company's Name" and you will be redirected to Link In time Insta Vote website for casting the vote during the remote e-voting period.

#### Individual Shareholders holding securities in demat mode with CDSL:

##### METHOD 1 – From Easi/Easiest

##### Users who have registered/ opted for Easi/Easiest

- a) Visit URL: <https://web.cdslindia.com/myeasitoken/Home/Loginorwww.cdslindia.com>.
- b) Click on New System Myeasi
- c) Login with user id and password
- d) After successful login, user will be able to see e-voting menu. The menu will have links of e-voting service providers i.e., LINKINTIME, for voting during the remote e-voting period.
- e) Click on "LINKINTIME" or "evoting link displayed alongside Company's Name" and you will be redirected to Link In time Insta Vote website for casting the vote during the remote e-voting period.



OR

### Users not registered for Easi/Easiest

- a) To register, visit URL: <https://web.cdslindia.com/myeasitoken/Registration/EasiRegistration/>  
<https://web.cdslindia.com/myeasitoken/Registration/EasiestRegistration>
- b) Proceed with updating the required fields.
- c) Post registration, user will be provided Login ID and password.
- d) After successful login, user able to see e-voting menu.
- e) Click on "LINKINTIME" or "evoting link displayed alongside Company's Name" and you will be redirected to Link Intime InstaVote website for casting the vote during the remote e-voting period.

### METHOD 2 - By directly visiting the e-voting website of CDSL.

- a) Visit URL: <https://www.cdslindia.com/>
- b) Go to e-voting tab.
- c) Enter Demat Account Number (BO ID) and PAN No. and click on "Submit".
- d) System will authenticate the user by sending OTP on registered Mobile and Email as recorded in Demat Account
- e) After successful authentication, click on "LINKINTIME" or "evoting link displayed alongside Company's Name" and you will be redirected to Link Intime Insta Vote website for casting the vote during the remote e-voting period.

### Individual Shareholders holding securities in demat mode with Depository Participant:

Individual shareholders can also login using the login credentials of your demat account through your depository participant registered with NSDL/CDSL for e-voting facility.

- a) Login to DP website
- b) After Successful login, member shall navigate through "e-voting" tab under Stocks option.
- c) Click on e-voting option, members will be redirected to NSDL/CDSL Depository site after successful authentication, wherein you can see e-voting menu.
- d) After successful authentication, click on "LINKINTIME" or "evoting link displayed alongside Company's Name" and you will be redirected to Link Intime InstaVote website for casting the vote during the remote e-voting period.

### Login method for Individual shareholders holding securities in physical form/ Non-Individual Shareholders holding securities in demat mode is given below:

Individual Shareholders of the company, holding shares in physical form / Non-Individual Shareholders holding securities in demat mode as on the cut-off date for e-voting may register for e-Voting facility of Link Intime as under:

1. Visit URL: <https://instavote.linkintime.co.in>
2. Click on "Sign Up" under 'SHARE HOLDER' tab and register with your following details: -

#### A. User ID:

Shareholders holding shares in physical form shall provide Event No + Folio Number registered with the Company. Shareholders holding shares in NSDL demat account shall provide 8 Character DP ID followed by 8 Digit Client ID; Shareholders holding shares in CDSL demat account shall provide 16 Digit Beneficiary ID.

**B. PAN:** Enter your 10-digit Permanent Account Number (PAN) (Shareholders who have not updated their PAN with the Depository Participant (DP)/ Company shall use the sequence number provided to you, if applicable.



**D. Bank Account Number:** Enter your Bank Account Number (last four digits), as recorded with your DP/Company.

\*Shareholders holding shares in physical form but have not recorded 'C' and 'D', shall provide their Folio number in 'D' above

\*Shareholders holding shares in NSDL form, shall provide 'D' above

▶ Set the password of your choice (The password should contain minimum 8 characters, at least one special Character (@!#\$%&\*), at least one numeral, at least one alphabet and at least one capital letter).

▶ Click "confirm" (Your password is now generated).

3. Click on 'Login' under '**SHARE HOLDER**' tab.
4. Enter your User ID, Password and Image Verification (CAPTCHA) Code and click on '**Submit**'.

### **Cast your vote electronically:**

1. After successful login, you will be able to see the notification for e-voting. Select '**View**' icon.
2. E-voting page will appear.
3. Refer the Resolution description and cast your vote by selecting your desired option 'Favour / Against' (If you wish to view the entire Resolution details, click on the 'View Resolution' file link).
4. After selecting the desired option i.e. Favour / Against, click on 'Submit'. A confirmation box will be displayed. If you wish to confirm your vote, click on 'Yes', else to change your vote, click on 'No' and accordingly modify your vote.

### **Guidelines for Institutional shareholders ("Corporate Body/ Custodian/Mutual Fund"):**

#### **STEP 1 – Registration**

- a) Visit URL: <https://instavote.linkintime.co.in>
- b) Click on Sign up under "Corporate Body/ Custodian/Mutual Fund"
- c) Fill up your entity details and submit the form.
- d) A declaration form and organization ID is generated and sent to the Primary contact person email ID (which is filled at the time of sign up). The said form is to be signed by the Authorised Signatory, Director, Company Secretary of the entity & stamped and sent to [insta.vote@linkintime.co.in](mailto:insta.vote@linkintime.co.in).
- e) Thereafter, Login credentials (User ID; Organisation ID; Password) will be sent to Primary contact person's email ID.
- f) While first login, entity will be directed to change the password and login process is completed.

#### **STEP 2 –Investor Mapping**

- a) Visit URL: <https://instavote.linkintime.co.in> and login with credentials as received in Step 1 above.
- b) Click on "Investor Mapping" tab under the Menu Section
- c) Map the Investor with the following details:
  - a. 'Investor ID'-
    - i. Members holding shares in NSDL demat account shall provide 8 Character DP ID followed by 8 Digit Client ID i.e., IN00000012345678
    - ii. Members holding shares in CDSL demat account shall provide 16 Digit Beneficiary ID.
  - b. 'Investor's Name - Enter full name of the entity.
  - c. 'Investor PAN' - Enter your 10-digit PAN issued by Income Tax Department.
  - d. 'Power of Attorney' - Attach Board resolution or Power of Attorney. File Name for the Board resolution/Power of Attorney shall be – DP ID and Client ID. Further, Custodians and Mutual Funds shall also load specimen signature card.
- d) Click on Submit button and investor will be mapped now.
- e) the same can be viewed under the "Report Section"



---

### STEP 3 – Voting through remote e-voting.

The corporate shareholder can vote by two methods, once remote e-voting is activated:

#### METHOD 1 - VOTES ENTRY

- a) Visit URL: <https://instavote.linkintime.co.in> and login with credentials as received in Step 1 above.
- b) Click on 'Votes Entry' tab under the Menu section.
- c) Enter Event No. for which you want to cast vote. Event No. will be available on the home page of Instavote before the start of remote evoting.
- d) Enter '16-digit Demat Account No.' for which you want to cast vote.
- e) Refer the Resolution description and cast your vote by selecting your desired option 'Favour / Against' (If you wish to view the entire Resolution details, click on the '**View Resolution**' file link).
- f) After selecting the desired option i.e., Favour / Against, click on 'Submit'.
- g) A confirmation box will be displayed. If you wish to confirm your vote, click on 'Yes', else to change your vote, click on 'No' and accordingly modify your vote. (Once you cast your vote on the resolution, you will not be allowed to modify or change it subsequently).

**OR**

#### VOTES UPLOAD:

- a) Visit URL: <https://instavote.linkintime.co.in> and login with credentials as received in Step 1 above.
- b) You will be able to see the notification for e-voting in inbox.
- c) Select '**View**' icon for '**Company's Name / Event number**'. E-voting page will appear.
- d) Download sample vote file from 'Download Sample Vote File' option.
- e) Cast your vote by selecting your desired option 'Favour / Against' in excel and upload the same under 'Upload Vote File' option.
- f) Click on 'Submit'. 'Data uploaded successfully' message will be displayed. (Once you cast your vote on the resolution, you will not be allowed to modify or change it subsequently).

#### Helpdesk:

#### Helpdesk for Individual shareholders holding securities in physical form/ Non-Individual Shareholders holding securities in demat mode:

Shareholders facing any technical issue in login may contact Link Intime INSTAVOTE helpdesk by sending a request at [enotices@linkintime.co.in](mailto:enotices@linkintime.co.in) or contact on: - Tel: 022 – 4918 6000.

#### Helpdesk for Individual Shareholders holding securities in demat mode:

Individual Shareholders holding securities in demat mode may contact the respective helpdesk for any technical issues related to login through Depository i.e., NSDL and CDSL.





| <b>Login type</b>  | <b>Helpdesk details</b>   |
|--|---|
| Individual Shareholders holding securities in demat mode with CDSL | Members facing any technical issue in login can contact NSDL help desk by sending a request at <a href="mailto:evoting@nsdl.co.in">evoting@nsdl.co.in</a> or call at : 022 - 4886 7000 and 022 - 2499 7000                  |
| Individual Shareholders holding securities in demat mode with CDSL | Members facing any technical issue in login can contact CDSL help desk by sending a request at <a href="mailto:helpdesk.evoting@cdslindia.com">helpdesk.evoting@cdslindia.com</a> or contact at toll free no. 1800 22 55 33 |

### **Forgot Password:**

#### **Individual shareholders holding securities in physical form has forgotten the password:**

If an Individual shareholders holding securities in physical form has forgotten the USER ID [Login ID] or Password or both then the shareholder can use the "Forgot Password" option available on the e-Voting website of Link Intime: <https://instavote.linkintime.co.in>

- o Click on 'Login' under 'SHARE HOLDER' tab and further Click 'forgot password?'
- o Enter User ID, select Mode and Enter Image Verification code (CAPTCHA). Click on "SUBMIT".

In case shareholders is having valid email address, Password will be sent to his / her registered e-mail address. Shareholder can set the password of his/her choice by providing the information about the particulars of the Security Question and Answer, PAN, DOB/DOI, Bank Account Number (last four digits) etc. as mentioned above. The password should contain a minimum of 8 characters, at least one special character (@!#\$%&\*), at least one numeral, at least one alphabet and at least one capital letter.

User ID for Shareholders holding shares in Physical Form (i.e. Share Certificate): Your User ID is Event No +Folio Number registered with the Company

User ID for Shareholders holding shares in NSDL demat account is 8 Character DP ID followed by 8 Digit Client ID

User ID for Shareholders holding shares in CDSL demat account is 16 Digit Beneficiary ID.

#### **Institutional shareholders ("Corporate Body/ Custodian/Mutual Fund") has forgotten the password:**

If a Non-Individual Shareholders holding securities in demat mode has forgotten the USER ID [Login ID] or Password or both then the shareholder can use the "Forgot Password" option available on the e-Voting website of Link Intime: <https://instavote.linkintime.co.in>

- o Click on 'Login' under 'Corporate Body/ Custodian/Mutual Fund' tab and further Click 'forgot password?'
- o Enter User ID, Organization ID and Enter Image Verification code (CAPTCHA). Click on "SUBMIT".

In case shareholders is having valid email address, Password will be sent to his / her registered e-mail address. Shareholder can set the password of his/her choice by providing the information about the particulars of the Security Question and Answer, PAN, DOB/DOI, Bank Account Number (last four digits) etc. as mentioned above. The password should contain a minimum of 8 characters, at least one special character (@!#\$%&\*), at least one numeral, at least one alphabet and at least one capital letter.

#### **Individual Shareholders holding securities in demat mode with NSDL/ CDSL has forgotten the password:**

Shareholders who are unable to retrieve User ID/ Password are advised to use Forget User ID and Forget Password option available at above mentioned depository/ depository participants website.

- It is strongly recommended not to share your password with any other person and take utmost care to keep your password confidential.
- For shareholders/ members holding shares in physical form, the details can be used only for voting on the resolutions contained in this Notice.
- During the voting period, shareholders/ members can login any number of time till they have voted on the resolution(s) for a particular "Event".

**InstaVote Support Desk**

**Link Intime India Private Limited**



---

### Process and manner for attending the General Meeting through Insta Meet:

1. Open the internet browser and launch the URL: <https://instameet.linkintime.co.in> & Click on “Login”.

▶ Select the “Company” and ‘Event Date’ and register with your following details: -

**A. Demat Account No. or Folio No:** Enter your 16 digit Demat Account No. or Folio No

- Shareholders/ members holding shares in CDSL demat account shall provide 16 Digit Beneficiary ID
- Shareholders/ members holding shares in NSDL demat account shall provide 8 Character DP ID followed by 8 Digit Client ID
- Shareholders/ members holding shares in physical form shall provide Folio Number registered with the Company

**B. PAN:** Enter your 10-digit Permanent Account Number (PAN) (Members who have not updated their PAN with the Depository Participant (DP)/ Company shall use the sequence number provided to you, if applicable.

**C. Mobile No.:** Enter your mobile number.

**D. Email ID:** Enter your email id, as recorded with your DP/Company.

▶ Click “Go to Meeting” (You are now registered for Insta Meet and your attendance is marked for the meeting).

### Instructions for Shareholders/ Members to Speak during the General Meeting through Insta Meet:

1. Shareholders who would like to speak during the meeting must register their request with the company.
2. Shareholders will get confirmation on first cum first basis depending upon the provision made by the client.
3. Shareholders will receive “speaking serial number” once they mark attendance for the meeting.
4. Other shareholder may ask questions to the panellist, via active chat-board during the meeting.
5. Please remember speaking serial number and start your conversation with panellist by switching on video mode and audio of your device.

Shareholders are requested to speak only when moderator of the meeting/ management will announce the name and serial number for speaking.

### Instructions for Shareholders/ Members to Vote during the General Meeting through InstaMeet:

Once the electronic voting is activated by the scrutinizer during the meeting, shareholders/ members who have not exercised their vote through the remote e-voting can cast the vote as under:

1. On the Shareholders VC page, click on the link for e-Voting “Cast your vote”
2. Enter your 16 digit Demat Account No. / Folio No. and OTP (received on the registered mobile number/ registered email Id) received during registration for Insta MEET and click on ‘Submit’.
3. After successful login, you will see “Resolution Description” and against the same the option “Favour/Against” for voting.
4. Cast your vote by selecting appropriate option i.e. “Favour/Against” as desired. Enter the number of shares (which represents no. of votes) as on the cut-off date under ‘Favour/Against’.
5. After selecting the appropriate option i.e. Favour/Against as desired and you have decided to vote, click on “Save”. A confirmation box will be displayed. If you wish to confirm your vote, click on “Confirm”, else to change your vote, click on “Back” and accordingly modify your vote.
6. Once you confirm your vote on the resolution, you will not be allowed to modify or change your vote subsequently.

Note: Shareholders/ Members, who will be present in the General Meeting through Insta Meet facility and have not casted their vote on the Resolutions through remote e-Voting and are otherwise not barred from doing so, shall be eligible to vote through e-Voting facility during the meeting. Shareholders/ Members who have voted through Remote e-Voting prior to the General Meeting will be eligible to attend/ participate in the General Meeting through Insta Meet. However, they will not be eligible to vote again during the meeting.

Shareholders/ Members are encouraged to join the Meeting through Tablets/ Laptops connected through broadband for better experience.

Shareholders/ Members are required to use Internet with a good speed (preferably 2 MBPS download stream) to avoid any disturbance during the meeting.

Please note that Shareholders/Members connecting from Mobile Devices or Tablets or through Laptops connecting via Mobile Hotspot may experience Audio/Visual loss due to fluctuation in their network. It is therefore recommended to use stable Wi-Fi or LAN connection to mitigate any kind of aforesaid glitches.

In case shareholders/ members have any queries regarding login/ e-voting, they may send an email to [instameet@linkintime.co.in](mailto:instameet@linkintime.co.in) or contact on: - Tel: 022-49186175.

InstaMeet Support Desk  
Link Intime India Private Limited



## **EXPLANATORY STATEMENT PURSUANT TO SECTION 102 OF THE COMPANIES ACT, 2013**

### **Item No. 5**

#### **RATIFICATION OF REMUNERATION OF COST AUDITOR OF THE COMPANY FOR THE YEAR 2023-2024:**

The Board of Directors of the Company at its meeting held on 23rd May 2024, upon the recommendation of the Audit Committee, approved the appointment of M/s Aatish Dhattrak & Associates (Membership no.: 30105) Cost & Management Accountant, a sole proprietor bearing FRN: 101575 as Cost Auditor of the company to conduct Audit for F.Y. 2024-2025, to conduct the Audit of the Cost records of the Company on remuneration of Rs. 2,35,000/- excluding all applicable taxes and reimbursement of out-of-pocket expenses) subject to ratification by shareholders in ensuing AGM for the Financial year ending March 31, 2025.

In terms of the provisions of Section 148 of the Companies Act, 2013 read with Rule 14 of the Companies (Audit and Auditors) Rule, 2014, the remuneration payable to the Cost Auditor is to be ratified by the Members of the Company. Accordingly, the Members are requested to ratify the remuneration payable to the Cost Auditor for the financial year ending March 31, 2025, as set out in the Resolution for the aforesaid services to be rendered by them.

None of the Director or Key Managerial Personnel of the Company or their relatives is concerned or interested, financially or otherwise, in the said Resolution.

The Board of Directors recommends the Ordinary Resolution set out at the Item no. 5 of the Notice for the approval by the members.

### **Item No.6**

#### **RE-APPOINTMENT OF MS. POOJA HINDIA (DIN: 09840237) AS AN INDEPENDENT DIRECTOR OF THE COMPANY FOR A SECOND TERM OF FIVE CONSECUTIVE YEARS:**

In terms of Section 149 and other applicable provisions of the Companies Act, 2013, Ms. Pooja Hindia (DIN: 09840237) was appointed as an Independent Director for a period of five years on August 09, 2024 and approval of the shareholders at 42nd AGM of the Company held on 27 September 2024 shall be obtained. Accordingly, her first term as an independent Director.

Due to the Strategic Guidance from Ms. Pooja Hindia by virtue of her experience in consultancy. It will be in the best interest of the Company to appoint Ms. Pooja Hindia as a board member for a period to help the board maintain continuity in the face of change in composition of the Board in addition to the changes in the management team and the competitive dynamics of the industry.

Section 149(10) of the Companies Act 2013 ("Act") provides that an Independent Director shall hold office for a term up to five consecutive years on the Board of a company subject to a special resolution by the company for a first term of up to five years.

The Nomination and Remuneration Committee recommended appointment of Ms. Pooja Hindia as a Non-Executive Independent Director for a first term of five consecutive years on the Board of the Company commencing from 9th August 2024 up to 8th August 2029. The Board of Directors has received the declaration made by Ms. Pooja Hindia that she meets the criteria of independence as provided in Section 149(6) of the Act and under SEBI (Listing Obligations and Disclosure Requirements) Regulations, 2015 and was of opinion that she fulfills the conditions specified in the Act, the rules made there-under and in LODR and is independent of the management. The board accordingly proposes the appointment of Ms. Pooja Hindia as Independent Director not liable for retire by rotation.

**By Order of the Board Coral Laboratories Limited**

Sd/-

**Girish M Dhameja**  
**WholeTime Director**  
**(DIN: 07798455)**

Sd/-

**SushmaKadkade**  
**Director & CFO**  
**(DIN: 07791735)**

**Place: Mumbai**

**Date: 14th August, 2024**



### ANNEXURE 1 to Explanatory Statement

Relevant details of Directors seeking appointment/Reappointment as required by Regulation 26 (4) and 36 (3) of the Listing Regulations and as required under Secretarial Standards-2 on General Meetings issued by the Institute of Company Secretaries of India is provided here under:

| Name of the Director  | Mrs. Sushma Kadkade  | Mr. Rajendrasinh Rana   | Ms. Pooja Hindia  |
|---|--|---|---|
| DIN   | 07791735   | 09306136  | 09840237  |
| Designation   | Non- Executive Director  | Director  | Independent Director  |
| Date of Birth   | 05/03/1981   | 26/02/1970  |   |
| Date of first appointment on the Board  | May 26, 2017   | September 03, 2021  | August 09, 2024   |
| Relationship with other Directors, Manager and other Key Managerial Personnel of the company            | Mrs. Sushma Kadkade is not related to any Director inter-se.   | Mr. Rajendrasinh Rana is not related to any Director inter-se.  | Ms. Pooja Hindia is not related to any Director inter-se.   |
| Expertise in specific functional area   | Mrs. Sushma Kadkade (DIN: 07791735) is a graduate in Commerce. She holds an advance diploma in computer software applications from "TULEC" A Division of TATA Info Tech and postgraduate diploma in finance management. She has very extensive accounting knowledge of around 20years. | Mr. Rajendrasinh Rana (DIN: 09306136) is an Engineer by profession. He has pursued his education from Gurukul Technical and K J Somaiya Degree Engineering College, Mumbai. He is into Business. He is Owner of the Proprietary Firm Judo Engineering Manufacturers situated at Vikhroli. The firm is into activities relating to manufacturing, automobile and rubber parts. | Ms. Pooja Hindia is qualified Company Secretary from the Institute of Company Secretaries of India. She has vast experience in the field of Corporate Laws and other allied matters. She has worked with Companies in the field of textile and power. She has more than 7 years work experience |
| Qualification   | B.Com  | Engineer  | Company Secretary   |
| List of Directorship of other Board.  | NIL  | NIL   | NIL   |
| List of Membership/ Chairmanship of Committees of other Board.  | NIL  | NIL   | NIL   |
| Number of shares held in the Company as on March 31, 2024   | NIL  | NIL   | NIL   |
| Terms and conditions of appointment or re-appointment   | Retiring by rotation and as specified in explanatory statement   | Retiring by rotation  | Appointment for a first term of five years on the Board of the Company commencing from 9th August 2024  |
| Details of remuneration sought to be paid and the remuneration last drawn by such person, if applicable | NIL  | NIL   | NA  |
| Number of Meetings of the Board attended during the years   | 6 out of 7   | 7 out of 7  | -   |

\* Details of remuneration sought to be paid and the remuneration last drawn by such person, if applicable. It is not applicable to Directors who retires by rotation and being eligible, offers themselves for re-appointment



## CORAL LABORATORIES LIMITED

### DIRECTOR'S REPORT

To  
The Members of Coral Laboratories Limited

Dear Member(s),  
Your Directors have pleasure in presenting their Forty-Second (42nd) Annual Report and the Audited Financial Statements for the year ended March 31, 2024.

#### FINANCIAL SUMMARY AND HIGHLIGHTS:

Standalone financial highlights of the company based on Indian Accounting Standards (Ind AS) for FY2023-2024 (i.e., from 1 April 2023 to 31 March 2024) compared to the previous financial year is as under:

(₹ in Lacs)

| Particulars   | 2023-2024      | 2022-2023       |
|---|----------------|-----------------|
| Income  | 9029.28        | 8501.35         |
| Expenditure   | 6939.74        | 7682.56         |
| <b>Earnings before Tax</b>                                | <b>2089.54</b> | <b>818.80</b>   |
| Provision for Tax   | 490.92         | 182.00          |
| Provision for Deferred Tax                                | 3.38           | (3.93)          |
| Less: Income Tax Adjustments of earlier years             | 16.35          | (3.81)          |
| <b>Earnings after Tax</b>                                 | <b>1578.90</b> | <b>644.54</b>   |
| Other Comprehensive Income (net of tax)                   | 690.95         | (770.04)        |
| <b>Total Comprehensive Income</b>                         | <b>2269.85</b> | <b>(125.50)</b> |
| Add: IND-AS Adjustment                                    | -              | -               |
| Add: Balance Brought forward                              | 14702.04       | 14827.53        |
| Less: Dividend Paid (including Dividend Distribution tax) | -              | -               |
| Deferred tax liability                                    | -              | -               |
| Balance carried forward to Balance Sheet                  | 16,971.88      | 14702.04        |

#### PERFORMANCE:

Our Company continues to operate only in one segment i.e., pharmaceuticals and there is no change in the nature of business of the Company. During the year under review, the company posted Revenue of Rs. 9029.28 Lacs as compared to previous year Rs. 8501.35 Lacs. The earnings after tax stood at Rs. 1578.90 Lacs as compared to Rs. 644.54 Lacs during the previous year.

#### TRANSFER TO RESERVES:

Your Company does not propose to transfer any amount to the general reserve.

#### STATE OF AFFAIRS:

During the year under review, your Company enjoyed a cordial relationship with workers and employees at all levels.

#### CHANGE IN NATURE OF BUSINESS, IF ANY:

The Company operated in a single segment i.e., Pharmaceuticals. During the year, there was no change in the nature of business of the Company.



---

**DIVIDEND:**

The Directors of the Company have recommended the Final Dividend at the at the rate of Rs. 2/- per equity share (i.e 20%) of Rs. 10/- each, fully paid-up, for the financial Year ended March 31, 2024, subject to the approval of the Shareholders of the Company at the ensuing Annual General Meeting (AGM).

**MATERIAL CHANGES AND COMMITMENTS IF ANY AFFECTING THE FINANCIAL POSITION OF THE COMPANY WHICH HAVE OCCURRED BETWEEN THE END OF THE FINANCIAL YEAR OF THE COMPANY TO WHICH THE FINANCIAL STATEMENT RELATE AND THE DATE OF THE REPORT:**

No material changes and commitments affecting the financial position of the company have occurred between the end of the financial year of the company to which the financial statement relate and the date of the report.

**HOLDING, SUBSIDIARIES, JOINT VENTURES AND ASSOCIATE COMPANIES:**

Your Company does not have any Holding, Subsidiaries, Joint Venture or Associate Companies.

**EXTRACT OF ANNUAL RETURN:**

In accordance with the Companies Act, 2013, the annual return in the prescribed format is available at website link <https://corallab.com/Investors.aspx>

**RELATED PARTY TRANSACTIONS:**

All related party transactions that were entered into during the financial year were in the ordinary course of the business. There are no materially significant related party transactions made by the company with Promoters, Key Managerial Personnel or other designated persons which may have potential conflict with the interest of the company at large. Thus, we can conclude there was no materially significant Related Party Transaction made by the company during the year under review, except transactions which happen in ordinary course of business.

Transactions with related parties entered by the Company in the normal course of business are periodically placed before the Audit Committee for its omnibus approval and the particulars of contracts entered during the year as per Form AOC-2 is enclosed as "Annexure [I]".

The Company has adopted a RPT policy, to regulate transactions between the Company and its Related Parties, in compliance with the applicable provisions of the Companies Act 2013, the Rules there under and the SEBI (Listing Obligation and Disclosure Requirements) Regulations, 2015. This Policy is available on the website of the Company at [www.corallab.com](http://www.corallab.com)

**PARTICULARS OF LOANS, GUARANTEES OR INVESTMENTS:**

Details of loans, guarantees and investments covered under Section 186 of the Companies Act, 2013, along with the purpose for which such loan or guarantee was proposed to be utilized by the recipient, form part of the notes to the financial statements provided in this annual report.

**SIGNIFICANT/MATERIAL ORDERS PASSED BY THE REGULATORS:**

There are no significant/material orders passed by the Regulators or Courts or Tribunals impacting the going concern status of your Company and its operations in future.

**SHARE CAPITAL:  
EQUITY SHARE CAPITAL:**

The Authorised Share Capital of the company is Rs. 10,00,00,000/- and the Paid-up Equity Share Capital as on March 31, 2024, is at Rs. 3,57,26,000/-. During the year under review, the Company has not altered its Share Capital nor issued shares or convertible securities or shares with differential voting rights nor has granted any stock options or sweat equity or warrants.



---

#### **PUBLIC DEPOSIT:**

Your Company has neither accepted nor renewed any deposits covered under Chapter V of the Companies Act, 2013 and other applicable provisions, if any, and the necessary rules made there under during the year ended March 31, 2024.

#### **DEMATERIALIZATION:**

The Equity shares of the Company can be held in dematerialized form. The Company has signed the tripartite agreement with National Securities Depository Limited and Central Depository Services (India) Limited and Link Intime India Private Limited, Registrar & Transfer Agent for dematerialization of existing holding of the shareholders.

Further as per SEBI Notification No. SEBI/LAD-NRO/GN/2018/24 dated June 8, 2018 and further amendment vide Notification No. SEBI/LAD-NRO/GN/2018/49 dated November 30, 2018, requests for effecting transfer of securities (except in case of transmission or transposition of securities) shall not be processed from April 1, 2019, unless the securities are held in the dematerialized form with the depositories. Therefore, shareholders are requested to take action to dematerialize the Equity Shares of the Company to eliminate all the risks associated with physical shares, promptly.

The International Securities Identification Number allotted to the Company is **INE683E01017**. The equity shares of the Company are listed at BSE Limited (BSE).

#### **LISTING WITH STOCK EXCHANGES:**

The Equity Shares of the Company continue to be listed at BSE Limited. The scrip code number of the Equity shares of the Company on BSE is **524506**. The Company confirms that it has paid up to date listing fees to BSE Limited.

Your Company has also been enlisted in the SEBI compliant redressal system (SCORES) enabling the investors to register their complaints if any for speedy redressal.

#### **MANAGEMENT DISCUSSION AND ANALYSIS REPORT:**

A detailed report on the Management Discussion and Analysis in terms of Regulation 34(2)(e) read with Schedule V Part B of SEBI (Listing Obligations and Disclosure Requirements) Regulations, 2015 is enclosed as a part of this report.

#### **CONSERVATION OF ENERGY, TECHNOLOGY ABSORPTION, FOREIGN EXCHANGE EARNING AND OUTGO:**

The particulars as prescribed under Section 134(3)(m) of the Companies Act, 2013, read with Rule 8(3) of the Companies (Accounts) Rules, 2014 are attached as "Annexure [II]" to this report.

#### **CORPORATE SOCIAL RESPONSIBILITY (CSR):**

Company is committed to good corporate citizenship. As a part of its corporate social responsibility, the Company continues to undertake a range of activities for the welfare of the society. The CSR policy of the Company is placed on the website of [www.corallab.com](http://www.corallab.com)

During the year under review, the Company was supposed to spent Rs. 22,24,565/- (2% of the average net profits of last three financial years) towards Corporate Social Responsibility (CSR) activities. In compliance with Section 135 of the Act, the Company has undertaken CSR activities, projects, programs, excluding activities undertaken in pursuance of its normal course of business.

During the year under review the Company has spent Rs 22,24,565/- of the average qualifying net profits of last three financial years) on CSR activities on projects qualifying as per Section 135 of the Act, duly approved by the CSR Committee of the Board.

The salient features of the CSR Policy and details of activities as required under Companies (Corporate Social Responsibility Policy) Rules, 2014 are provided in "Annexure [III]" of this report in the format prescribed in the Companies (Corporate Social Responsibility Policy) Rules, 2014. For other details regarding the CSR Committee, please refer to the Corporate Governance Report, which is a part of this report. The CSR policy is available on website of the Company: [www.corallab.com](http://www.corallab.com)

#### **CORPORATE GOVERNANCE:**



Your Company has taken adequate steps to ensure compliance with the provisions of Corporate Governance, as prescribed under the Listing Regulations. A detailed report on the Corporate Governance systems and practices of the company has been enclosed as a part of this Annual Report.

The Certificate from the **M/s. SARK & Associates LLP**, Company Secretaries (Erstwhile SARK & Associates, Company Secretaries) confirming the compliance with the conditions of Corporate Governance as stipulated under SEBI (Listing Obligations and Disclosure Requirements) Regulations, 2015 is also included as a part of this report.

#### **NUMBER OF MEETING OF THE BOARD OF DIRECTORS:**

Your Board of Directors has duly met 7 (Seven) times during the financial year 2023-2024, i.e., on May 23, 2023, July 11, 2023, August 12, 2023, September 26, 2023, November 09, 2023, February 14, 2024 and March 08, 2024 respectively in respect of which proper notices were given and the proceedings were properly recorded and signed in the Minute Book maintained for the purpose. The intervening gap between the Meetings was within the period prescribed under the Companies Act, 2013. Further details can be seen in the Corporate Governance Report Included in the Annual Report.

#### **NUMBER OF MEETINGS OF AUDIT COMMITTEE:**

Audit Committee has duly met 5 (Five) times during the financial year 2023-2024 i.e., on May 23, 2023, July 11, 2023, August 12, 2023, November 09, 2023 and February 14, 2024 respectively in respect of which proper notices were given and the proceedings were properly recorded and signed in the Minute Book maintained for the purpose. Further details can be seen in the Corporate Governance Report Included in the Annual Report.

#### **BOARD OF DIRECTORS AND KEY MANAGERIAL PERSONNEL (KMP):**

##### **(I) Changes in Directors and Key Managerial Personnel (KMP):**

During the year, there were no major changes in Key Managerial Personnel (KMP) in the Financial Year 2023-2024:

- Mr. Rajendrasinh Rana (DIN: 09306136), retires by rotation at this Annual General Meeting and being eligible, seeks re-appointment.
- Mr. Girish M Dhameja (DIN: 07798455), retires by rotation at this Annual General Meeting and being eligible, seeks re-appointment.
- At the Board Meeting dated May 23, 2023, the Board of Directors re-appointed Mr. Girish M Dhameja (DIN:07798455) as Whole Time Director of the Company for a further tenure commencing from 26th May 2023 to 30th September 2027 and approved by the shareholders at 41st Annual General Meeting held on August 11, 2023.

Changes after closure of the Financial Year 2023-2024 in Key Managerial Personnel (KMP) :

- Resignation of Ms. Ruchi Anjaria from the post of Company Secretary & Compliance Officer with effect from December 08, 2023.
- Ms. Shifa Memon was appointed as Company Secretary & Compliance Officer of the Company with effect from March 9, 2024.
- Ms. Shifa Memon resigned from the post of Company Secretary & Compliance Officer of the Company with effect from March 14, 2024.
- Mrs. Ruchi Pipara was appointed as Company Secretary & Compliance Officer of the Company with effect from April 24, 2024.
- Mrs. Ruchi Pipara resigned from the post of Company Secretary & Compliance Officer of the Company with effect from July 13, 2024.
- Mrs. Dhvani Desai was appointed as Company Secretary & Compliance Officer of the Company with effect from July 15, 2024.





- At the Board Meeting dated August 09, 2024, the Board of Directors appointed Ms. Pooja Hindia (DIN: 09840237) as an Additional Independent Director of the Company for a first term of five consecutive years with effect from August 09, 2024 subject to the approval of the shareholders at the forthcoming Annual General Meeting.
- Cessation of Mrs. Sheela Kamdar due to Completion of second term of 5 (five) years of Mrs. Sheela Kamdar (DIN: 06948522) as an Independent Director, expires on August 11, 2024 and accordingly she ceased to be Independent Director on the Board of the Directors, from the closure of business hours on August 11, 2024

(ii) Constitution of Board of Directors as on March 31, 2024, is as follows:

| Sr. No. | Name of Director      | Category                           |
|---------|-----------------------|------------------------------------|
| 1       | Mr. Girish M Dhameja  | Whole Time Director                |
| 2       | Mrs. Sushma Kade      | Non-Executive Director & CFO       |
| 3       | *Mrs. Sheela Kamdar   | Non-Executive Independent Director |
| 4       | Mr. Malay Doshi       | Non-Executive Independent Director |
| 5       | Mr. Saurabh Shah      | Non-Executive Independent Director |
| 6       | Mr. Rajendrasinh Rana | Non-Executive Director             |

\*Terms of Mrs. Sheela Kamdar expired on August 11, 2024 and Ms. Pooja Hindia was appointed as an additional Independent Director on August 09, 2024, subject to the approval of shareholders in AGM.

(iii) **KEY MANAGERIAL PERSONNEL (KMP):**

The following are the Key Managerial Personnel of the Company as on March 31, 2024:

1. Mr. Girish M Dhameja–Whole Time Director
2. Mrs. Sushma Kade– Chief Financial Officer (CFO)

\*Mrs. Dhvani Desai appointed as Company Secretary & Compliance Officer w.e.f July 15, 2024.

#### **DECLARATION FROM INDEPENDENT DIRECTORS:**

In accordance with provisions of section 149 of the Companies Act, 2013 and SEBI (Listing Obligations and Disclosure Requirements) Regulations 2015, your Company has received declarations from all the Independent Directors confirming that they meet the criteria of independence as prescribed under the Section 149 of Companies Act, 2013 and Regulation 16(1)(b) of SEBI (Listing Obligations and Disclosure Requirements) Regulations, 2015.

As per MCA Circular dated October 22, 2019 -Companies fifth Amendment in rules – Companies (Appointment and Qualification of Directors) Rules, 2014, the names of the Independent Directors Mrs. Sheela Kamdar, Mr. Saurabh Shah and Mr. Malay Doshi are registered with the databank maintained by the Indian Institute of Corporate Affairs and qualify online proficiency self- assessment test within 1 year time post registration.

As per MCA Circular dated December 18, 2020- Companies (Appointment and Qualification of Directors) Fifth Amendments Rules, 2020, Independent Directors were given certain relaxations namely:

- The time limit to qualify online proficiency self-assessment test has been increase to “within 2 years” time post registration with data bank maintained by the Indian Institute of Corporate Affairs. Further extension of 1 year was provided in subsequent circular.
- Exemption to pass and qualify online proficiency self-assessment was given to individuals who has served for a total period of not less than three years as on the date of inclusion of the name in the data bank as director or key managerial personnel, as on the date of inclusion of his name in the data bank, in one or more of the following, namely: -
  - (a) listed public company; or
  - (b) unlisted public company having a paid-up share capital of rupees ten crore or more; or
  - (c) body corporate listed on any recognized stock exchange or in a country which is a member State of the Financial Action Task Force on Money Laundering and the regulator of the securities market in such member State is a member of the International Organization of Securities Commissions; or
  - (d) bodies corporate incorporated outside India having a paid-up share capital of US\$ 2 million or more; or
  - (e) statutory corporations set up under an Act of Parliament or any State Legislature carrying on commercial activities.



Considering the exemptions given in the MCA Circular dated December 18, 2020, Sheela Kamdar is exempt to appear and qualify online proficiency self-assessment test, since she is acting as Independent Director in the Company since 2014, i.e., she was on the Board of the Company and served as Director of the Company for more than 3 years as on the date of inclusion of her name in the Data Bank.

Further, Mr. Saurabh Shah and Mr. Malay Doshi were appointed on the Board of the Company in the year 2019 and 2021 as a result they are not exempted from appearing and qualifying online proficiency self-assessment test. Both the Directors appeared for online proficiency self-assessment test and have successfully cleared the exam conducted by Indian Institute of Corporate Affairs (IICA) within specified time line and are eligible to continue as Independent Director of the Company.

Mrs. Pooja Hindia was appointed as an additional independent director of the Company for a first term of five consecutive years with effect from August 09, 2024.

#### **BOARD EVALUATION:**

Pursuant to the provisions of the Companies Act, 2013 and as per SEBI Regulations, evaluation of all Board members is performed on annual basis. The evaluations of all the directors, Committees, Chairman of Board and Board as a whole was conducted based on criteria and framework adopted by the Board.

The performance of the Board was evaluated by the Board after seeking inputs from all the Directors on the basis of the criteria such as the Board composition and structure, effectiveness of board processes, information and functioning, etc.

The performance of the committees was evaluated by the Board after seeking inputs from the committee members on the basis of the criteria such as the composition of committees, effectiveness of committee meetings, etc.

The Board and the Nomination and Remuneration Committee ("NRC") reviewed the performance of the individual Directors based on the criteria such as the contribution of the individual Director to the Board and committee meetings like preparedness on the issues to be discussed, meaningful and constructive contribution and inputs in meetings etc.

In a separate meeting of independent Directors, performance of Non-Independent Directors, performance of the board as a whole and performance of the Chairperson was evaluated, taking into account the views of Executive Directors and Non-Executive Directors. The same was discussed in the board meeting that followed the meeting of the independent Directors, at which the performance of the Board, its committees and individual Directors was also discussed.

The committees are evaluated on certain parameters such as effective discharge of their roles, responsibilities and advice given to the board for discharging its fiduciary responsibilities, including adequate and periodical updates to the board on the committees' functioning.

#### **BOARD COMMITTEES:**

The Board of Directors have the following Committees:

1. Audit Committee
2. Nomination and Remuneration Committee
3. Stakeholders' Relationship Committee
4. Corporate Social Responsibility Committee

The details of the Board Committees along with their composition as well as changes in their composition, number of meetings and attendance at the meetings are provided in the Corporate Governance Report.

#### **NOMINATION, REMUNERATION AND BOARD DIVERSITY POLICY:**

The Board of Directors has adopted NRC policy which lays down a framework in relation to remuneration of Directors, Key Managerial Personnel and Senior Management of the Company.

The Policy broadly lays down the guiding principles, philosophy and the basis for payment of remuneration to Executive and Non-executive Directors (by way of sitting fees and commission), Key Managerial Personnel, Senior Management and other employees. The policy also provides the criteria for determining qualifications, positive attributes and Independence of Director and criteria for appointment of Key Managerial Personnel /Senior Management and performance evaluation which are considered by the Nomination and Remuneration Committee and the Board of Directors while making selection of the candidates. The above policy has been posted on the website of the Company at [www.corallab.com](http://www.corallab.com) under investor's relations/policies.

#### **INTERNAL CONTROL SYSTEMS AND THEIR ADEQUACY:**

Your company has an effective internal control and risk – mitigation system, which are constantly assessed and



strengthened with new/revised standard operating procedures. The Company's internal control system is commensurate with its size, scale and complexities of its operations. The internal and operational audit is entrusted to M/s. Paresh Vora & Associates, Chartered Accountant, Internal Auditor for the Financial Year 2023-2024. The main thrust of internal audit is to test and review controls, appraisal of risks and business processes, besides bench marking controls with best practices in the industry.

The Audit Committee of the Board of Directors actively reviews the adequacy and effectiveness of the internal control systems and suggests improvements to strengthen them. The Company has a robust Management Information System, which is an integral part of the control mechanism.

The Audit Committee of the Board of Directors, Statutory Auditors and the Business Heads are periodically apprised of the internal audit findings and corrective actions taken. To maintain its objectivity and independence, the internal Audit function reports to the Chairperson of the Audit Committee.

#### **RISK MANAGEMENT:**

Pursuant to section 134(3)(n) of the Companies Act, 2013 & Regulation 21 of the SEBI (Listing Obligations and Disclosure Requirements) Regulations, 2015, the Company is not required to constitute a risk management committee. Hence it is not applicable to the Company for the year under review.

At present the company has not identified any element of risk which may threaten the existence of the company. The Company has adopted Risk Management Policy which has been posted on the website of the Company: [www.corallab.com](http://www.corallab.com)

#### **DISCLOSURE RELATING TO REMUNERATION OF DIRECTORS, KEY MANAGERIAL PERSONNEL AND PARTICULARS OF EMPLOYEES:**

Disclosures pertaining to remuneration and other details as required under Section 197(12) of the Companies Act, 2013, read with Rule 5(1) of the Companies (Appointment and Remuneration of Managerial Personnel) Rules, 2014 in respect of Directors/ employees of your Company is set out in "Annexure [IV]" to this Report.

#### **AUDITORS AND AUDITORS' REPORT:**

##### **(i) Statutory Auditors:**

As the members are aware M/s M. A. Parekh & Associates, Chartered Accountants (having Firm Registration No: 121973W) were appointed as Statutory Auditors of the Company by the shareholders at the 39th Annual General Meeting held on September 24, 2021, for a period of 4 years till the conclusion of the 43rd Annual General Meeting of the Company.

However in terms of Section 139 of the Companies Act, 2013 (the "Act") read with the Companies (Audit and Auditors) Rules, 2014, a listed company shall not appoint or re-appoint an audit firm as auditor for more than two terms of five consecutive years and that the period for which the audit firm has held office as auditor prior to the commencement of the Act shall be taken into account for calculating the period of ten consecutive years. However, the said Section further provides a transition period of three years from the date of commencement of the Act i.e., 1st April 2014 to comply with the aforesaid requirements.

Further, the Companies (Audit and Auditors) Rules, 2014 contains manner and procedure of selection and appointment of auditors, which inter alia provides that the Audit Committee shall consider that whether the qualification and experience of the firm are commensurate with the size and requirements of the Company. While considering the appointment, the Audit Committee shall also have regard to any order or pending proceedings relating to professional matters of conduct against the proposed auditors.

The Auditors' Report for the Financial Year 2023-2024 does not contain any qualification, reservation, or adverse remark. The Auditor's Report is annexed along with financials of the Company.

##### **(ii) Secretarial Auditor:**

In terms of Section 204 of the Companies Act, 2013 read with the Companies (Appointment and Remuneration of Managerial Personnel) Rules, 2014, the Company is required to appoint Secretarial Auditor, who shall be a Company



Secretary in practice, to conduct Secretarial Audit of the Company.

The Board of Directors at their meeting held on May 23, 2023, based on the consent received from M/s SARK & Associates, Company Secretaries appointed M/s SARK & Associates, Company Secretaries, as Secretarial Auditor of the Company for the Financial Year ended 31st March 2024. M/s SARK & Associates Company Secretaries are now M/s SARK & Associates LLP, Company Secretaries.

The Secretarial Audit Report is annexed herewith as “Annexure [V]” to this Report.

#### **COMMENTS OF THE BOARD FOR REMARKS**

The Secretarial Audit Report and/or Secretarial Compliance Report does not contain any qualification, reservation, or adverse remark.

#### **(iii) Cost Auditor:**

In accordance with the provisions of Section 148 of the Companies Act, 2013 and the Companies (Cost Records and Audit) Rules, 2014, your Company is required to maintain Cost Records of the Company. Such accounts and records have been duly maintained by the Company.

On the recommendation of the audit committee, the board had appointed M/s Aatish Dhattrak & Associates (Membership no.: 30105) Cost & Management Accountant, a sole proprietor bearing FRN: 101575 as Cost Auditor of the company to conduct Audit for F.Y. 2024-2025 at a remuneration of Rs. 2,35,000 plus reimbursement of out-of-pocket expenses at actual and applicable taxes. The provisions also require that the remuneration of the cost auditors be ratified by the shareholders. Hence, approval of shareholders is being taken in this Annual General Meeting.

#### **SECRETARIAL STANDARDS**

In terms of Section 118(10) of the Companies Act, 2013, the company complies with Secretarial Standards 1 and 2, relating to the ‘Meetings of the Board of Directors’ and ‘General Meetings’ respectively as specified by the Institute of Company Secretaries of India and approved by the Central Government.

#### **INVESTOR EDUCATION AND PROTECTION FUND (IEPF):**

Pursuant to the provisions of the Companies Act, 2013, read with IEPF Authority (Accounting, Audit, Transfer and Refund) Rules, 2016, as amended, declared dividends which remained unpaid or unclaimed for a period of seven years have been transferred by the company to the IEPF, which has been established by the Central Government. The above-referred rules also mandate transfer of shares on which dividend are lying unpaid or unclaimed for a period of seven consecutive years to IEPF.

The company will issue individual notices to the shareholders whose equity shares are liable to be transferred to IEPF, advising them to claim their dividend on or before 27th October 2024, The details of unpaid/unclaimed dividend will be available on our website: [www.corallab.com](http://www.corallab.com).

Hereunder are the details of Dividends paid by the Company and their proposed due dates and year of transfer of unclaimed/un-encashed dividends to the designated fund of the Central Government.

| <b>Date of Declaration of Dividend</b> | <b>Dividend for the year</b> | <b>Proposed due date for transfer to Investor Education and Protection Fund (IEPF)</b> |
|--|------------------------------|--|
| 19th September, 2017                   | 2016 - 2017                  | 27th October, 2024   |
| 27th September, 2018                   | 2017 - 2018                  | 4th November, 2025   |
| 27th September, 2019                   | 2018 - 2019                  | 4th November, 2026   |
| 17th September, 2020                   | 2019 - 2020                  | No dividend was declared during the year   |
| 24th September, 2021                   | 2020 - 2021                  | No dividend was declared during the year   |
| 29th September, 2022                   | 2021 - 2022                  | No dividend was declared during the year   |

During the Financial Year 2023-2024, the company has transferred to the Investor Education and Protection Fund (IEPF) following amount of unclaimed dividends and corresponding shares thereto as stated below:



| <b>Particulars</b>     | <b>Amount of dividend transferred (in Rs.)</b> | <b>No. of shares transferred</b> |
|------------------------|--|----------------------------------|
| For the year 2015-2016 | Rs. 438,876/-                                  | 4562                             |

Any corporate benefits accruing on such shares, viz. bonus shares, split etc., shall also be credited to unclaimed suspense account, for a period of seven years and thereafter will be transferred by the company to IEPF, in accordance with provisions of section 124(5) and (6) of the Companies Act, 2013 and rules made thereunder.

Any person whose shares and unpaid/unclaimed dividends get transferred to the IEPF may claim the shares and unpaid/unclaimed dividends from the IEPF in accordance with such procedure and on submission of such documents as prescribed. The Voting rights on such shares shall remain frozen till the rightful owner of such shares claims the shares.

#### **DIRECTORS RESPONSIBILITY STATEMENT:**

Pursuant to Section 134(3)(C) of the Companies Act, 2013, Directors of your Company hereby state and confirm that-

- (a) In the preparation of the Annual Accounts for the year ended March 31, 2024, the applicable accounting standards had been followed along with proper explanation relating to material departures.
- (b) The Directors had selected such accounting policies and applied them consistently and made judgments and estimates that are reasonable and prudent so as to give a true and fair view of the state of affairs of the company at the end of the financial year and of the profit and loss of the company for that period.
- (c) The Directors have taken proper and sufficient care for the maintenance of adequate accounting records in accordance with the provisions of this Act for safeguarding the assets of the company and for preventing and detecting fraud and other irregularities.
- (d) The Directors had prepared the Annual Accounts on a going concern basis and
- (e) The Directors have laid down internal financial controls to be followed by the company and that such internal financial controls are adequate and were operating effectively.
- (f) They have devised proper systems to ensure compliance with the provisions of all applicable laws and that such systems were adequate and operating effectively.

#### **VIGIL MECHANISM/WHISTLE BLOWER POLICY:**

In pursuance of the provisions of section 177(9) & (10) of the Companies Act, 2013 and Regulation 22 of the SEBI (Listing Obligations and Disclosure Requirements) Regulations, 2015, a Vigil Mechanism for Directors and employees to report genuine concerns has been established.

The purpose of the "Whistle Blower Policy" is to allow employees to raise concerns about unacceptable, improper or unethical practices being followed in the organization. They will be protected against any adverse action and/or discrimination as a result of such a reporting, provided it is justified and made in good faith. The complaints can also be addressed to Chairperson of Audit Committee and Chairman in exceptional cases.

The "Whistle Blower policy" has been uploaded on the website of the Company at [www.corallab.com](http://www.corallab.com)

#### **REPORTING OF FRAUDS:**

There was no instance of fraud during the year under review, which required the Statutory Auditors to report to the Audit Committee and / or Board under Section 143(12) of Act and Rules framed thereunder.

#### **CODE OF CONDUCT:**

The Board of Directors has approved a Code of Conduct which is applicable to the Members of the Board and all



employees during day-to-day business operations of the company. The Company believes in “Zero Tolerance” against bribery, corruption and unethical dealings/ behavior of any form and the Board has laid down the directives to counter such acts. The code laid down by the Board is known as “code of business conduct” which forms an Appendix to the Code. The Code has been posted on the Company’s website [www.corallab.com](http://www.corallab.com).

The Code lays down the standard procedure of business conduct which is expected to be followed by the Directors and the designated employees in their business dealings and in particular on matters relating to integrity in the workplace, in business practices and in dealing with stakeholders. The Code gives guidance through examples of the expected behavior from an employee in a given situation and the reporting structure.

All the Board Members and the Senior Management personnel have confirmed compliance with the Code. All Management Staff were given appropriate training in this regard.

#### **PREVENTION OF INSIDER TRADING:**

Based on the recommendation of the Audit Committee, the Company has adopted a revised Code of Conduct for the Prevention of Insider Trading with a view to regulate trading in securities by the Directors and designated employees of the Company. The Code requires pre-clearance for dealing in the Company’s shares and prohibits the purchase or sale of Company shares by the Directors and the designated employees while in possession of unpublished price sensitive information in relation to the Company and during the period when the Trading Window is closed.

The Board of Directors and the designated employees have confirmed compliance with the Code. The policy for same has been posted on the website of the company.: [www.corallab.com](http://www.corallab.com)

#### **DISCLOSURE AS PER SEXUAL HARASSMENT OF WOMEN AT WORKPLACE (PREVENTION, PROHIBITION AND REDRESSAL) ACT, 2013:**

In order to comply with provisions of the Sexual Harassment of Women at Workplace (Prevention, Prohibition and Redressal) Act, 2013 and Rules framed thereunder, the Company has formulated and implemented a policy on prevention, prohibition and redressal of complaints related to sexual harassment of women at the workplace. All women employees permanent, temporary or contractual are covered under the above policy. The said policy has been uploaded on the internal portal of the Company for information of all employees. An Internal Complaint Committee (ICC) has been set up in compliance with the said Act.

During the financial year 2023-2024, the company has not received any complaints on sexual harassment and hence no complaints remain pending as of March 31, 2024.

#### **REGISTERED OFFICE OF THE COMPANY:**

During the financial year 2023-2024, Registered Office of the company was shifted from gujarat to maharashtra

#### **ACKNOWLEDGMENT:**

Your directors place on record, their sincere appreciation for the steadfast commitment and highly motivated performance by employees at all levels across the globe, which was instrumental in sustained performance of the Company. Your directors also sincerely thank all the stakeholders, business partners, government & other statutory bodies, banks, financial institutions, analysts and shareholders for their continued assistance, cooperation and support.

**By Order of the Board  
For Coral Laboratories Limited**

Sd/-  
**Girish MDhameja**  
WholeTime Director  
(DIN: 07798455)(DIN: 07791735)

Sd/-  
**SushmaKadkade**  
Director& CFO

**Place: Mumbai  
Date: 14th August 2024**



**ANNEXURE [I] to Board's Report**

**FORM AOC-2**  
**(Pursuant to clause (h) of sub-section (3) of section 134 of the Act and**  
**Rule 8(2) of the Companies (Accounts) Rules, 2014)**

Form for Disclosure of particulars of contracts /arrangements entered into by the company with related parties referred to in sub section (1) of section 188 of the Companies Act, 2013 including certain arm's length transaction under third proviso is given below:

- Details of contracts or arrangements or transactions not at Arm's length basis: NOT APPLICABLE**
- Details of contracts or arrangements or transactions at Arm's length basis:**

|    |  |  |  |
|----|--|--|--|
| a) | Name (s) of the related party  | Chetan Navinchandra Doshi  | Purvi Chetan Doshi   |
| b) | Nature of Relationship   | Promoter   | Director up to September 17, 2021) & Promoter  |
| c) | Nature of contracts / arrangements / transaction                               | Rent paid for lease arrangements   | Rent paid for lease arrangements   |
| d) | Duration of the contracts / arrangements / transaction                         | For period of 5 years  | For period of 5 years  |
| e) | Salient terms of the contracts or arrangements or transaction                  | Payment of Rent for lease arrangements as per leave and license agreement for period of 5 years commencing from 01/04/2019 to 31/03/2024 | Payment of Rent for lease arrangements as per leave and license agreement for period of 5 years commencing from 01/04/2019 to 31/03/2024 |
| f) | Justification for entering into such contracts or arrangements or transactions | The corporate office of the company is owned by Mr. Chetan Doshi and Mrs. Purvi Doshi  | The corporate office of the company is owned by Mrs. Purvi Doshi and Mr. Chetan Doshi  |
| g) | Date of approval by the Board  | 01/04/2019   | 01/04/2019   |
| h) | Amount incurred during the year (Rs. in lacs)                                  | -  | -  |

**By Order of the Board**

**For Coral Laboratories Limited**

Sd/-  
**GirishM Dhameja**  
**Whole Time Director**  
**(DIN:07798455)**

Sd/-  
**SushmaKadkade**  
**Director&CFO**  
**(DIN:07791735)**

**Place: Mumbai**  
**Date: 14th August 2024**



## ANNEXURE [II] to Board's Report

### Information required under section 134(3) (m) of the Companies Act, 2013 read with Rule 8 of the Companies Accounts Rule, 2014

#### CONSERVATION OF ENERGY, TECHNOLOGY ABSORPTION AND FOREIGN EXCHANGE EARNING AND OUTGOING:

Information as per Section 134 (3)(m) of the Companies Act,2013, read with Rule 8 of the Companies(Accounts) Rule,2014 and Forming part of the Directors Report for the year 2023-2024.

#### A. CONSERVATION OF ENERGY:

##### 1. The Steps taken or impact on Conservation of Energy:

- o Installation of 3 Nos.5KVAR capacitor on main bus bar in fixed mode for saving energy
- o Installed MDI controller to control the demand within 700 KVA to save energy and penalty
- o Installed the 3-way valve for AHU to optimize the chiller operation.
- o Installed the system to automatic closed maintain the temperature of chilling plant
- o Installed Voltage Stabilizers to provide Suitable Voltage to lighting Fixtures. Replaced Tube Lightes with conventional Chokes by 28W T5 lamps with electronic Chock, 250watts Lamps at Street light with 70watts HPSV Lamps for saving Energy.
- o Installed the system air compressor unload 7 kg pressure and load 6kg pressure (automatically unloading and loading system)
- o Installed the automatic Centralised voltage stabilizer of 750 KVA for controlling over all voltage fluctuation
- o Softener plant install for soft water use in boiler to avoid scale removal to get maximum output

|      | Particulars                    | March 31, 2024 | March 31, 2023 |
|------|--------------------------------|----------------|----------------|
| I.   | <b>ELECTRICITY</b>             |                |                |
|      | I. Purchase Units (In lacs)    | 29.01          | 27.35          |
|      | II. Total Amount (Rs. In lacs) | 231.20         | 235.65         |
|      | III. Rate/Units (Rs)           | 7.97           | 8.62           |
| II.  | <b>FURNANCE OIL</b>            |                |                |
|      | i. Quantity (Ltrs) In Lacs     | 0.17           | 0.11           |
|      | ii. Total Amount (Rs. In lacs) | 18.36          | 10.38          |
|      | iii. Rate/Units (Rs)           | 111.27         | 91.86          |
| III. | <b>GAS</b>                     |                |                |
|      | iv. Quantity (kgs) In Lacs     | 0.54           | 0.46           |
|      | v. Total Amount (Rs. In lacs)  | 45.86          | 41.63          |
|      | vi. Rate/Units (Rs)            | 84.74          | 90.75          |

2. The Steps Taken by the Company for utilizing alternate Source of Energy: Not Applicable

3. The Capital Investment on Energy Conservation Equipments: Not Applicable

#### B. TECHNOLOGY ABSORPTION:

Technology absorption, adaption and Innovation: Not Applicable

Expenditure Incurred on research and Development: Nil





**C. FOREIGN EXCHANGE EARNIGN AND OUTGO:**

The Foreign Exchange earned in terms of actual inflows during the year and the Foreign Exchange outgo during the year in terms of actual outflow.

**Foreign Exchange Earned**

| <b>Particulars</b>   | <b>2023-2024</b> | <b>2022-2023</b> |
|----------------------|------------------|------------------|
| Exports (Rs.in Lacs) | 6301.37          | 7192.03          |

**Foreign Exchange Outgo:**

| <b>Particulars</b>      | <b>2023-2024</b> | <b>2022-2023</b> |
|-------------------------|------------------|------------------|
| - Imports (Rs. In Lacs) | 2.23             | -                |
| - Others (Rs. In Lacs)  | 124.66           | 133.25           |



**ANNEXURE [III] to Board's Report  
ANNUAL REPORT ON CSR ACTIVITIES**

**1. CSR Policy - Brief Outline and Overview**

**A brief outline on CSR policy of the Company** Coral Laboratories Limited (the Company) has framed a CSR Policy in compliance with the provisions of the Companies Act, 2013 and the same is uploaded on the Company's website.

- To direct Coral Laboratories' CSR Programme, inter alia, towards achieving one or more of the following:
- Eradicating hunger, poverty and malnutrition.
- Enhancing environmental and natural capital.
- Supporting rural development.
- Promoting education and vocational skills.
- Providing preventive healthcare.
- Providing sanitation and drinking water.
- Creating livelihoods for people, especially those from disadvantaged sections of society, in rural and urban India.
- Preserving and promoting traditional art and culture and promoting sports.

The CSR Policy may be accessed on the Company's corporate website at [www.corallab.com](http://www.corallab.com)

The Company has undertaken projects in Mumbai, Maharashtra for Eradicating hunger, poverty and malnutrition by donating / providing nutritious food to patients and by standers from its CSR Initiative for the financial year 2023-2024. The activities and funding are monitored internally by CSR Committee of the Company. The Company has identified the following fields of operation for spending of expenditure towards CSR by utilizing its entire CSR Amount towards to Kundan Navinchandra Doshi Charitable Trust who is primarily involved in upliftment of deprived section of the Society which includes cooking nutritious meals and food to needy people and fulfilling other essential requirements.

**Role of Corporate Social Responsibility (CSR) Committee:**

- To review the existing CSR Policy and to make it more comprehensive so as to indicate the activities to be undertaken by the Company as specified in Schedule VII of the Companies Act, 2013.
- To provide guidance on various CSR activities to be undertaken by the Company and to monitor process.

**2. Number of meetings held by CSR Committee:**

The CSR Committee meetings was held on October 17, 2023 during the year.

**3. Composition of Corporate Social Responsibility (CSR) Committee:**

| Sr.No. | Name of the Director | Position    | Category               | No. of Meetings Attended |
|--------|----------------------|-------------|------------------------|--------------------------|
| 1.     | Mrs. Sheela Kamdar   | Chairperson | Independent Director   | 1                        |
| 2.     | Mrs. Sushma Kadekade | Member      | Non-Executive Director | 1                        |
| 3.     | Mr. Malay Doshi      | Member      | Independent Director   | 1                        |

**4. The details of Impact assessment of CSR projects carried out in pursuance of sub-rule (3) of Rule 8 of the Companies (Corporate Social Responsibility Policy) Rules 2014, if applicable - **Not Applicable****

**5. Details of the amount available for set off in pursuance of sub-rule (3) of Rule 7 of the Companies (Corporate Social Responsibility Policy) Rules, 2014 and amount required for set off for the financial year, if any-**

| Sr No.         | Financial Year | Amount available for set-off from preceding financial years (in Rs.) | Amount required to be setoff for the financial year, if any (in Rs.) |
|----------------|----------------|--|--|
| NOT APPLICABLE |                |  |  |



6. Average net profit of the company for last three financial years: **Rs. 11,12,28,259/-**
7. Prescribed CSR expenditure (two percent of the amount as in item no.5 above): **Rs. 22,24,565/-**
- a. Surplus arising out of the CSR projects or programmes or activities of the previous financial years: - Nil
- b. Amount required to be set off for the financial year, if any: - N.A.
- c. Total amount to be spent for the financial year: **Rs. Rs. 22,24,565/-**
- d. Details of CSR spent during the financial year: **Rs. Rs. 22,24,565/-**
- e. Amount unspent, if any: **NIL**

8. (a) Details of CSR spent or Unspent for the financial year 2023-2024

| Total Amount Spent for the Financial Year. | Amount Unspent<br>Total Amount transferred to Unspent CSR Account as per Sec 135(6) |                  |              | Amount transferred to any fund specified under Schedule VII as per second proviso to section 135(5) |                  |
|--|---|------------------|--------------|---|------------------|
|  | Amount  | Date of Transfer | Name of fund | Amount  | Date of Transfer |
| Rs. 24,08,284                              | Nil   | NA               | NA           | NIL   | NA               |

(b) Details of CSR amount spent against ongoing projects for the financial year: **Not Applicable**

| 1              | 2                   | 3  | 4                     | 5                        | 6                | 7                        | 8  | 9   | 10  | 11   |
|----------------|---------------------|--|-----------------------|--------------------------|------------------|--------------------------|--|---|---|--|
| S No           | Name of the Project | Item from the list of activities in Schedule VII to the Act. | Local area (Yes/ No). | Location of the project. | Project duration | Amount allocated for the | Amount spent in the current financial Year | Amount transferred to Unspent CSR Account for the project as per Section 135(6) | Mode of Implementation - Direct (Yes/No). | Mode of Implementation - Through Implementing Agency |
| Not Applicable |                     |  |                       |                          |                  |                          |  |   |   |  |

(c) Details of CSR amount spent against other than ongoing projects for the financial year:

| S No | Name of the Project                        | Item from the list of activities in schedule VII to the Act | Local area (Yes/No) | Location of the project | Amount spent for the project | Mode of implementation Direct (Yes/No) | Mode of Implementation - Through Implementing Agency |
|------|--|---|---------------------|-------------------------|------------------------------|--|--|
| 1.   | Donating food to patients and by stranders | Eradicating hunger, poverty and malnutrition                | Yes                 | Mumbai, Maharashtra     | <b>Rs. Rs. 22,24,565/-</b>   | Yes                                    |  |

(d) Amount spent in Administrative Overheads- Nil

(e) Amount spent on Impact Assessment, if applicable-**Not Applicable**

(f) Total amount spent for the Financial Year: **Rs. 22,24,565/-**

**By Order of the Board  
For Coral Laboratories Limited**

Sd/-  
**Girish MDhameja**  
WholeTime Director  
(DIN: 07798455)

Sd/-  
**SushmaKadkade**  
Director& CFO  
(DIN: 07791735)

**Place: Mumbai  
Date: 14th August 2024**



**Annexure [IV] to Board's Report**

**Information required under Section 197 of the Companies Act, 2013 read with Companies  
(Appointment and Remuneration of Managerial Personnel) Rules, 2014**

- a. **The ratio of the remuneration of each Director to the median remuneration of the employees of the Company for the financial year:**

| <b>Executive Directors</b> | <b>Total Remuneration (Rs.)</b> | <b>Ratio to median remuneration</b> |
|----------------------------|---------------------------------|-------------------------------------|
| Mr. Girish M Dhameja       | Rs. 27,77,435/-                 | 9.33%                               |

1. The aforesaid details are calculated on the basis of remuneration for the financial year 2023-2024.
2. Median remuneration of the Company for all its employee is Rs. 2,97,744 /-for the financial year 2023-2024.
3. Median remuneration of the Company for all its employee is Rs. 1,85,445 /-for the financial year 2022-2023.

- b. **The percentage increase in remuneration of each Director, Chief financial officer, company secretary in the financial year:**

| <b>Directors, Chief Executive Officer, Chief Financial Officer</b> | <b>% increase in remuneration in the financial year</b> |
|--|---|
| Mr. Girish M Dhameja (Whole Time Director)                         | -   |
| Mrs. Sushma Kadkade (CFO)  | 2.07  |
| Ms. Ruchi Anjaria (Company Secretary)                              | -   |

- c. **The percentage increase in the median remuneration of all employees in the financial year 2023-2024:**

| <b>Particulars</b>                             | <b>2023-24<br/>(Rs.)</b> | <b>2022-23<br/>(Rs.)</b> | <b>Change<br/>(%) (Increase)</b> |
|--|--------------------------|--------------------------|----------------------------------|
| Median remuneration of all employees per annum | 297744                   | 185445                   | 37.72                            |

- d. **The number of permanent employees on the rolls of Company as on 31<sup>st</sup> March, 2024**

|                         |            |
|-------------------------|------------|
| Executive/Manager cadre | 83         |
| Staff                   | 58         |
| Operators/Workmen       | 1          |
| <b>Total</b>            | <b>142</b> |

- e. **Average percentile increased already made in the salaries of employees other than the managerial personnel in the last financial year and its comparison with the percentile increase in the managerial remuneration and justification thereof and point out if there are any exceptional circumstances for increase in the managerial remuneration:**

The average annual increase was around 7.79 However, during the course of the year the total increase is approximately a 37.72 after accounting for promotions and other event-based compensation revisions.

Increase in the managerial remuneration for the year was around NIL.



**f. Affirmation that the remuneration is as per the remuneration policy of the Company:**

The Company affirms remuneration is as per the remuneration policy of the Company. The statement containing particulars of employees as required under Section 197(12) of the Act read with Rule 5(2) of the Companies (Appointment and Remuneration of Managerial Personnel) Rules, 2014, is provided in a separate annexure forming part of this report. Further, the report and the accounts are being sent to the members excluding the aforesaid annexure. In terms of Section 136 of the Act, the said annexure is open for inspection at the Registered Office of the Company.

**By Order of the Board  
For Coral Laboratories Limited**

Sd/-  
**Girish M Dhameja**  
Whole Time Director  
(DIN: 07798455)

Sd/-  
**Sushma Kadhade**  
Director & CFO  
(DIN: 07791735)

**Place: Mumbai**  
**Date: 14th August 2024**



**Annexure [V] to Board's Report**  
**Form MR-3**  
**SECRETARIAL AUDIT REPORT**  
**FOR THE FINANCIAL YEAR ENDED MARCH 31, 2024**

**[Pursuant to Section 204 (1) of the Companies Act, 2013 and Rule 9 of the Companies (Appointment and Remuneration Personnel) Rules, 2014]**

To  
The Members  
**CORAL LABORATORIES LIMITED**

We have conducted the Secretarial Audit of the compliance of applicable statutory provisions and the adherence to Good Corporate Practices by **CORAL LABORATORIES LIMITED** (hereinafter called the "Company"). Secretarial Audit was conducted in a manner that provided us a reasonable basis for evaluating the Corporate conducts/Statutory compliances and expressing our opinion thereon. Our Report is to be read along with the attached Note in **Annexure I**, which form an integral part of this Report.

Based on our verification of the Company's Books, Papers, Minute books, Forms and Returns filed and other Records maintained by the Company and also the information provided by the Company, its officers, agents and authorized representatives during the conduct of the Secretarial Audit, We hereby report that in our opinion, the company has during the Audit period covering the Financial Year ended on **March 31, 2024** complied with the Statutory provisions listed hereunder and to the extent stated in this Report and also that the Company has the proper Board-Processes and compliance mechanism in place to the extent, in the manner and subject to the reporting made hereinafter.

We have examined the Books, Papers, Minute books, Forms and Returns filed, Reports issued by various fellow Professionals and other applicable Records and Registers maintained by the Company on a test check basis for the financial year ended on March 31, 2024 according to the provisions of:

1. The Companies Act, 2013 (the Act) and the Rules made there under
2. The Securities Contracts (Regulation) Act, 1956 ('SCRA') and the Rules made there under;
3. The Depositories Act, 1996 and the Regulations and Bye-laws framed there under;
4. Foreign Exchange Management Act, 1999 and the Rules and Regulations made there under to the extent of Foreign Direct Investment, Overseas Direct Investment and External Commercial Borrowings;
5. The following Regulations and Guidelines prescribed under the Securities and Exchange Board of India Act, 1992 ('SEBI Act'):-
  - a. the Securities and Exchange Board of India (Substantial Acquisition of Shares and Takeovers) Regulations, 2011;
  - b. the Securities and Exchange Board of India (Prohibition of Insider Trading) Regulations, 2015;
  - c. the Securities and Exchange Board of India (Issue of Capital and Disclosure Requirements) Regulations, 2009 and amendments from time to time;
  - d. the Securities and Exchange Board of India (Employee Stock Option Scheme and Employee Stock Purchase Scheme) Guidelines, 1999 and The Securities and Exchange Board of India (Share Based Employee Benefits) Regulations, 2014; **(Not applicable to the Company during the Audit period)**
  - e. The Securities and Exchange Board of India (Issue and Listing of Non-Convertible Securities) Regulations, 2021; **(Not applicable to the Company during the Audit period)**
  - f. The Securities and Exchange Board of India (Registrars to an Issue and Share Transfer Agents) Regulations, 1993 regarding the Companies Act and dealing with client;
  - g. The Securities and Exchange Board of India (Delisting of Equity Shares) Regulations, 2009; **(Not applicable to the Company during the Audit period)**
  - h. The Securities and Exchange Board of India (Buyback of Securities) Regulations, 1998; **(Not applicable to the Company during the Audit period)**

We further report that there are adequate systems and processes in the Company commensurate with the size and operations of the Company to monitor and ensure Compliance with applicable Laws, Rules, Regulations and Guidelines.

1. Employees Provident Fund and Miscellaneous Provisions Act, 1952



2. Employees State Insurance Act, 1948
3. Equal Remuneration Act, 1948
4. Acts as prescribed under the Direct Taxes and Indirect Taxes
5. Payment of Gratuity Act, 1972
6. Food Safety and Standards Act, 2006
7. Contract Labour (Regulation and Abolition) Act, 1979
8. Drugs Act, 1940
9. Water (Prevention and Control of Pollution) Act, 1974
10. Environment Protection Act, 1986
11. The Child Labour (Prohibition and Regulation) Act, 1986
12. Trademarks Act, 1999 (TM Act)
13. Industrial Dispute Act, 1947
15. Patents Act, 1970 (Patent Act)

We have examined the applicable provisions of

- (a) Secretarial Standards I and II as issued by the Institute of Companies Secretaries of India and notified by the Ministry of Corporate Affairs and applicable with effect from July 1, 2015.
- (b) The Listing Agreements entered into by the Company with Bombay Stock Exchange of India read with the Securities and Exchange Board of India (Listing Obligations and Disclosure Requirements) Regulations, 2015.

Based on the declarations given and the information provided, during the year under review, the Company has complied with the provisions of the Act, Rules, Regulations, Guidelines, Standards etc. mentioned above.

We further report that:

1. The Board of Directors of the Company is duly constituted with proper balance of Executive Directors and Independent Directors. Changes in the composition of the Board of Directors that took place during the Year under review were in compliance of the Act.
2. Adequate notice is given to all Directors to schedule the Board Meetings, agenda and detailed notes on agenda were sent at least seven days in advance except in case of meetings called at a short notice for urgency of business and a system exists for seeking and obtaining further information and clarifications on the agenda items before the meeting and for meaningful participation at the meeting.
3. All decisions at Board Meetings and Committee Meetings have been carried out unanimously as recorded in the minutes of the meetings of the Board of Directors or Committee of the Board, as the case may be.
4. The registered office of the company was shifted from the state of Gujarat to the state of Maharashtra in Mumbai.

For & on behalf of  
SARK & Associates LLP  
(Company Secretaries)  
(Peer Review Certificate No.: 1898/2022)

Sumit Khanna  
(Partner)  
ACS No. 22135, COP No. 9304  
UDIN: A022135F000790641

July 20, 2024  
Mumbai

NOTE: This report is to be read with our letter of even date which is annexed as 'Annexure' and forms an integral part of this report



---

**'ANNEXURE'**

To,  
The Members,  
**Coral Laboratories Limited**

Our report of even date is to be read with this letter.

1. Maintenance of Secretarial records is the responsibility of the Management of the Company. Our responsibility is to express as opinion on these secretarial records based on our audit;
2. We have followed the audit practices and process as were appropriate to obtain reasonable assurance about the correctness of the contents of the Secretarial records. The verification was done on test basis to ensure that correct facts are reflected in secretarial records. We believe that the processes and practices, we followed provide a reasonable basis for our opinion;
3. We have not verified the correctness and appropriateness of financial records and Books of Accounts of the Company;
4. Wherever required, we have obtained the Management representation about the compliance of applicable laws, rules and regulations etc;
5. The compliance of the provisions of Companies Act, 2013 and other applicable laws, Rules, Regulations, Secretarial Standards issued by ICSI is the responsibility of the Management. Our examination was limited to the verification of procedures on test basis;
6. The Secretarial Audit report is neither an assurance as to the future viability of the Company nor of the efficacy or effectiveness with which the Management has conducted the affairs of the Company;
7. We further report that, based on the information provided by the Company, its officers, authorized representatives during the conduct of the audit and also on the review of quarterly compliance report by the respective departmental heads/ Company Secretary/ Managing Director taken on record by the Board of the Company, in our opinion adequate systems and process and control mechanism exist in the Company to monitor compliance with applicable general laws like labour laws & Environment laws and Data protection policy;
8. We further report that the compliance by the Company of applicable fiscal laws like Direct & Indirect tax laws has not been reviewed in this audit since the same has been subject to review by the statutory financial audit and other designated professionals.

**For & on behalf of**  
**SARK & Associates LLP**  
**(Company Secretaries)**  
**(Peer Review Certificate No.: 1898/2022)**

**SumitKhanna**  
**(Partner)**  
**ACS No. 22135, COP No. 9304**  
**UDIN: A022135F000790641**

**July 20, 2024**  
**Mumbai**





## MANAGEMENT DISCUSSION AND ANALYSIS REPORT

### A. Industry structure and developments

The Company's business is divided in to single segment i.e Pharmaceutical Formulations. Given the strain on the economic scenario and slow down-market condition, company have not achieved well as compared to previous year's figures. Your directors are trying their best to maximize the profit soft he Company and the stake holders as a whole.

### B. Segment-wise or product-wise performance:

The Company's exports have increased to Rs. 6200.57 Lacs from the previous year's Rs. 5038.99 Lacs

### C. Opportunities, Threats, Risk & Concerns:

The Company is in the process of looking for ward to enhance its exports in order to increase the valuation of the company as a whole. The competition to your company has continued to be significant factor which is to be taken care of while formulating the growth plan & strategies. Given its strong technological base, wide market range of products, we are equipped to meet the challenges.

### D. Outlook:

Given the strain on the economic scenario, your directors are trying their best to maximize the profits of the Company and the stakeholders as a whole.

### E. Internal control systems and their adequacy:

The Company's defined organizational structure, documented policy guidelines and adequate internal controls ensure efficiency of operations, compliance with internal policies, applicable laws and regulations, protection of resources and assets and accurate reporting of financial transactions. The Company continuously upgrades these systems in line with best available practices.

### F. Discussion on financial performance with respect to operational performance:

|  | (₹ in Lacs) |           |
|--|-------------|-----------|
| Particulars  | 2023-2024   | 2022-2023 |
| Income   | 9029.28     | 8501.35   |
| Expenditure  | 6939.74     | 7682.56   |
| Earnings before Tax  | 2089.54     | 818.80    |
| Provision for Tax  | 490.92      | 182.00    |
| Provision for Deferred Tax                                       | 3.38        | (3.93)    |
| Less: Income Tax Adjustments of earlier years                    | 16.35       | (3.81)    |
| Earnings after Tax   | 1578.90     | 644.54    |
| Other Comprehensive Income (net of tax)                          | 690.95      | (770.04)  |
| Total Comprehensive Income                                       | 2269.85     | (125.50)  |
| <b>Add: IND-AS Adjustment</b>                                    |             |           |
| <b>Add: Balance Brought forward</b>                              | 14,702.04   | 14827.53  |
| <b>Less: Dividend Paid (including Dividend Distribution tax)</b> | -           | -         |
| <b>Deferred tax liability</b>                                    | -           | -         |
| <b>Balance carried forward to Balance Sheet</b>                  | 16,978.88   | 14702.04  |

### G. Material developments in Human Resources / Industrial Relations front, including number of people employed:

Human resources continue to be one of the critical assets of the organization. Attracting relevant talent remains the Company's key focus. It pays special attention to training, welfare and safety of its people, strengthening human capabilities.



**Ratios: As per Schedule III of the Companies Act, 2013 requirements**

| <b>Ratio</b>                               | <b>Current Period</b> | <b>Previous Period</b> | <b>% Variance</b> | <b>Reason for variance</b>  |
|--|-----------------------|------------------------|-------------------|---|
| Current Ratios (in times)                  | 6.18                  | 10.42                  | -40.68            | Due to increase in inventory, value of investment, trade receivables as well as corresponding increase in trade payables and advance received from customer |
| Debt Equity Ratio (in times)               | NA                    | NA                     | NA                | NA  |
| Debts Service Coverage Ratio (in times)    | NA                    | NA                     | NA                | NA  |
| Return on Equity Ratio (in %)              | 9.5                   | 4.15                   | 129.16            | Due to increase in revenue from sale of product   |
| Inventory Turnover Ratio (in times)        | 593.61                | 504.71                 | 17.61             | Due to increase in revenue from sale of product   |
| Trade Receivable Turnover Ratio (in times) | 3.18                  | 2.53                   | 26.00             | The levels of trade receivables has decreased as compared to last year due to higher realization resulting into higher trade receivable realization         |
| Trade Payable Turnover Ratio (in times)    | NA                    | NA                     | NA                | NA  |
| Net Capital Turnover Ratio (in times)      | 0.70                  | 0.72                   | -3.44             | Due to increase in revenue from sale of product as well as increase in working capital  |
| Net Profit Ratio (in %)                    | 18.87                 | 8.25                   | 128.74            | Increase in revenue from operation has increased the profit as compared to last year  |
| Return on Capital Employed (in %)          | 11.77                 | 5.51                   | 113.73            | Increase in revenue from operation has increased the profit as compared to last year  |
| Return on Investments (in %)               | 125.29                | 77.34                  | 61.74             | Due to increase in profit on sale of investment as well as increase in dividend   |

**By Order of the Board  
For Coral Laboratories Limited**

Sd/-  
**Girish M Dhameja**  
Whole Time Director  
(DIN: 07798455)

Sd/-  
**Sushma Kadkade**  
Director & CFO  
(DIN: 07791735)

**Place: Mumbai  
Date: 14th August 2024**



## CORPORATE GOVERNANCE REPORT

The Directors present the Company's Report on Corporate Governance for the year ended March 31, 2024, in terms of Regulation 34(3) read with Schedule V of the SEBI (Listing Obligations and Disclosure Requirements) Regulations, 2015 ("Listing Regulation").

### 1. COMPANY'S PHILOSOPHY ON CORPORATE GOVERNANCE:

**Coral Laboratories Limited** ("The Company") believes that for sustained growth and for enhancing shareholder value, sound Corporate Governance is a must. We ensure fairness for every stakeholder – our customers, investors, vendors and communities where we operate, through transparency and accountability, the two basic tenets of Corporate Governance. We strive to ensure that our performance is driven by integrity, values and ethics. Company has guiding principles laid out through its Code of business conduct, duly adopted and adhered to by Directors and senior management personnel which has been posted on website of company. Company is in compliance with all mandatory requirements of corporate governance laid down under the new Listing Regulations and has also been complying with most non-mandatory requirements. The Company's governance framework is based on the following principles:

- Appropriate composition and size of the Board with each member bringing in expertise in their respective domains;
- Availability of information to the members of the Board and Board Committees to enable them to discharge their fiduciary duties;
- Timely disclosure of material operational and financial information to the stakeholders;
- Systems and processes in place for internal control; and
- Proper business conduct by the Board, Senior Management and Employees.

A Report on compliance with the principles of Corporate Governance as prescribed by The Securities and Exchange Board of India (SEBI) in Chapter IV read with Schedule V of Listing Regulations is given below:

### 2) THE BOARD OF DIRECTORS (GOVERNANCE STRUCTURE)

The Corporate Governance structure at Coral Laboratories Limited is as follows:

#### Board of Directors:

The Board is entrusted with an ultimate responsibility of the management, Directions and performance of the Company. As its primary role is fiduciary in nature, the Board provides leadership, strategic guidance, objective and independent view to the Company's management while discharging its responsibilities, thus ensuring that the management adheres to ethics, transparency and disclosures.

#### Committees of Board:

The Board has constituted the following Committees viz, Audit Committee (AC), Nomination and Remuneration Committee (NRC), Corporate Social Responsibility Committee (CSR) and the Stakeholders' Relationship Committee (SRC). Each of the said Committee has been mandated to operate within a given framework.

#### Composition and Category of Directors

The Board is broad-based and consists of eminent individuals from industry, management, technical, financial and marketing backgrounds. The Company is managed by the Board of Directors in coordination with the Senior Management team. The composition and strength of the Board is reviewed from time to time to ensure that it remains aligned with statutory as well as business requirements.

The Company has a judicious mix of Executive and Non-Executive Directors. As on March 31, 2024, the Board comprises of 6 (Six) members consisting of 1 (One) executive Director and 5 (Five) Non-Executive Directors out of which 3 (three) are Independent Directors.

The details of each member of the Board along with the number of Directorship/Committee Membership are as given below:

| Name of the Director | Category  |
|----------------------|---|
| Mr. Girish M Dhameja | Whole Time Director                                 |
| Mrs. SushmaKadkade   | Non- Executive Director and Chief Financial Officer |
| Mrs. Sheela Kamdar   | Non- Executive Independent Director                 |
| Mr. Saurabh Shah     | Non- Executive Independent Director                 |
| Mr. Malay Doshi      | Non- Executive Independent Director                 |
| Mr. RajendrasinhRana | Non- Executive Director                             |
| Ms. Pooja Hindia     | Non- Executive Independent Director                 |

\*Terms of Mrs. Sheela Kamdar expired on August 11, 2024 and Ms. Pooja Hindia was appointed as an additional Independent Director on August 09, 2024, subject to the approval of shareholders in AGM



**Attendance of Directors at the Board Meetings and at the last Annual General Meeting (AGM):**

| Name of Directors     | No. of Board Meetings held |               |                 |                    |                   |                   | No. of Board Meetings Attended | Attendance at the AGM held on September 11, 2023 |
|-----------------------|----------------------------|---------------|-----------------|--------------------|-------------------|-------------------|--------------------------------|--|
|                       | May 23, 2023               | July 11, 2023 | August 12, 2023 | September 26, 2023 | November 09, 2023 | February 14, 2024 |                                |  |
| Mr. Girish M Dhameja  | Absent                     | Present       | Absent          | Present            | Present           | Absent            | 6 out of 7                     | Present  |
| Mrs. Sushma Kadkade   | Present                    | Present       | Present         | Present            | Present           | Present           | 6 out of 7                     | Present  |
| Mrs. Sheela Kamdar    | Present                    | Present       | Present         | Present            | Present           | Present           | 7 out of 7                     | Present  |
| Mr. Saurabh Shah      | Present                    | Present       | Present         | Present            | resent            | Present           | 7 out of 7                     | Absent   |
| Mr. Malay Doshi       | Present                    | Present       | Present         | Present            | Present           | Present           | 6 out of 7                     | Absent   |
| Mr. Rajendrasinh Rana | Present                    | Present       | Present         | Present            | Present           | Present           | 7 out of 7                     | Absent   |

**Directors' Directorships/Committee memberships or Chairmanships:**

In accordance with Regulation 26 of the Listing Regulations, none of the Directors are members in more than 10 committees excluding private limited companies, foreign companies and companies under Section 8 of the Companies Act, 2013 or act as Chairperson of more than 5 committees across all listed entities in which he/she is a Director. The Audit Committee and Stakeholders' Relationship Committee are only considered in computation of limits. Further all Directors have informed about their Directorships, Committee Memberships/Chairmanships including any changes in their positions. Relevant details of the Board of Directors as on March 31, 2024, are given below:

**Directorship / Committee Membership or Chairmanship as on March 31, 2024:**

| Name of the Director  | Category of Director   | Directorships in other Indian Public Limited Companies (excluding CLL) | No. of Board Committees in which he/she is Chairman /Member (excluding CLL) |        | List of Directorship held in Other Listed Companies and Category of Directorship  |
|-----------------------|------------------------|--|---|--------|---|
|                       |                        |  | Chairman  | Member |   |
| Mr. Girish M Dhameja  | Whole Time Director    | NIL  | NIL   | NIL    | NIL   |
| Mrs. Sushma Kadkade   | Non-Executive Director | NIL  | NIL   | NIL    | NIL   |
| Mrs. Sheela Kamdar    | Independent Director   | 1  | 2   | NIL    | <b>Name of Entity:</b><br>Coral India Finance and Housing Limited<br><b>Nature of Directorship:</b><br>Independent Director |
| Mr. Saurabh Shah      | Independent Director   | NIL  | NIL   | NIL    | NIL   |
| Mr. Malay Doshi       | Independent Director   | NIL  | NIL   | NIL    | NIL   |
| Mr. Rajendrasinh Rana | Non-Executive Director | NIL  | NIL   | NIL    | NIL   |

**Notes:**

1. Directorships exclude Private Limited Companies, Foreign Companies and Section 8 Companies.
2. Membership/Chairmanship of Committee only includes Audit Committee and Stakeholders Relationship Committee in Indian Public Limited companies other than Coral Laboratories Limited. Members of the Board of the Company do not have membership of more than ten Board-level Committees or Chairman of more than five such Committees.



### Board Meetings Held During the Year:

The Board meets at regular intervals to discuss and decide on business strategies/policies and review the financial performance of the Company. In case of business emergencies, the Board's approval is taken through circular resolutions. The circular resolutions are noted at the subsequent Board Meeting. The notice and detailed agenda along with the relevant notes and other material information are sent in advance separately to each Director and in exceptional cases tabled at the Meeting with the approval of the Board. This ensures timely and informed decisions by the Board. The Board reviews the performance of the Company vis-à-vis the budgets/targets.

In the Financial year 2023-2024, the Board of Directors had duly met 7 (Seven) times during the financial year i.e., on May 23, 2023, July 11, 2023, August 12, 2023, September 26, 2023, November 09, 2023, February 14, 2024, March 08, 2024.

The interval between two meetings was well within the maximum period mentioned under Section 173 of the Companies Act, 2013 and the SEBI (LODR) Regulations, 2015.

### Relationship Between Directors inter-se:

None of the Directors are related inter-se, as on March 31, 2024, with the promoters of the Company.

### No. of Shares held by Non-Executive Directors as on March 31, 2024:

| Sr. No. | Name of Director     | Category               | No. of Shares held | % of the [Paid up capital |
|---------|----------------------|------------------------|--------------------|---------------------------|
| 1       | Mrs. Sheela Kamdar   | Independent Director   | NIL                | NIL                       |
| 2       | Mr. Saurabh Shah     | Independent Director   | NIL                | NIL                       |
| 3       | Mr. Malay Doshi      | Independent Director   | NIL                | NIL                       |
| 4       | Mrs. SushmaKadkade   | Non-Executive Director | NIL                | NIL                       |
| 5       | Mr. RajendrasinhRana | Non-Executive Director | NIL                | NIL                       |

\*Terms of Mrs. Sheela Kamdar expired on August 11, 2024 and Ms. Pooja Hindia was appointed as an additional Independent Director on August 09, 2024, subject to the approval of shareholders in AGM.

### Familiarization Programme for Directors:

At the time of appointing a director, a formal letter of appointment is given to them, which inter alia explains the role, function, duties and responsibilities expected of them as a Director of the Company. The Directors are also explained in detail the Compliance required from them under Companies Act, 2013, Listing Regulation and other various statutes and an affirmation is obtained.

The Whole Time Director also has a one-to-one discussion with the newly appointed Director to familiarize them with the Company's operations. Further, on an ongoing basis as a part of Agenda of Board / Committee Meetings, presentations are regularly made to the Independent Directors on various matters inter-alia covering the Company's and its subsidiaries/ associates' businesses and operations, industry and regulatory updates, strategy, finance, risk management framework, role, rights, responsibilities of the Independent Directors under various statutes and other relevant matters. The details of the familiarization Programme for Directors are available on the Company's website: [www.corallab.com](http://www.corallab.com)

### Key Board Qualifications:

The list of core skills/expertise/competencies identified by the board of directors as required in the context of its business(es) and sector(s) for it to function effectively and which are available with the board are following:

- **Understanding of Global Economics**
- **Financial skills**
- **Corporate Governance**
- **Leadership, General management, HR skills**
- **Technical skills and Professional skills**



- **Business, Sales, marketing Strategy**
- **Pharmaceutical, Science and Technology**

**Names of the Directors who possess above mentioned skills:**

| Name of Directors                         | Mr. Girish M Dhameja | Mrs. Sushma adkade | Mr. Rajendrasinh Rana | Mrs. Sheela Kamdar | Mr. Malay Doshi | Mr. Saurabh Shah | Ms. Pooja Hindia |
|---|----------------------|--------------------|-----------------------|--------------------|-----------------|------------------|------------------|
| Understanding of Global Economics         | ✓                    |                    | ✓                     |                    | ✓               | ✓                |                  |
| Financial skills                          | ✓                    | ✓                  | ✓                     | ✓                  | ✓               |                  | ✓                |
| Corporate Governance                      | ✓                    | ✓                  | ✓                     | ✓                  | ✓               |                  | ✓                |
| Leadership, General management, HR skills |                      | ✓                  | ✓                     | ✓                  | ✓               | ✓                |                  |
| Technical skills and Professional skills  | ✓                    |                    |                       |                    | ✓               |                  | ✓                |
| Business, Sales, marketing Strategy       | ✓                    |                    |                       |                    |                 |                  |                  |
| Pharmaceutical, Science and Technology    | ✓                    |                    |                       |                    |                 | ✓                |                  |

\*Terms of Mrs. Sheela Kamdar expired on August 11, 2024 and Ms. Pooja Hindia was appointed as an additional Independent Director on August 09, 2024, subject to the approval of shareholders in AGM

**Independent Directors:**

The Non-Executive Independent Directors fulfill the conditions of independence specified in Section 149 of the Companies Act, 2013 and Regulation 16(b) of the SEBI (Listing Obligation and Disclosure Requirements) Regulations, 2015. A formal letter of appointment to Independent Director as provided in Companies Act, 2013 and the SEBI (Listing Obligation and Disclosure Requirement) Regulations, 2015 has been issued and disclosed on website of the Company viz. [www.corallab.com](http://www.corallab.com)

In the opinion of the Board, all the Independent Directors of the Company fulfills the conditions specified in SEBI (Listing Obligation and Disclosure Requirements) Regulations, 2015 and they are independent of the management of the Company.

**Resignation of Independent Director before expiry of his tenure:**

None of the Independent Directors resigned during the Financial Year 2023-2024.

**Number of Independent Directorships:**

As per Regulation 17A of the Listing Regulations, Independent Directors of the Company do not serve as an Independent Director in more than seven listed companies.

**Independent Directors' Meeting:**

Schedule IV of the Companies Act, 2013 and Secretarial Standard - 1 on Meetings of the Board of Directors mandates that the Independent Directors of the Company hold at least one meeting in a year, without the attendance of Non – Independent Directors.

During the year under review, the Independent Directors met on 14th February 2024, inter alia, to:

- Evaluate performance of Non-Independent Directors and the Board of Directors as a whole.
- Evaluation of the quality, content and timeliness of flow of information between the Management and the Board that is necessary for the Board to effectively and reasonably perform its duties.

All the Independent Directors were present at this Meeting.



---

**Information placed before the Board:**

The Company provides the information as set out in Regulation 17 read with Part A of Schedule II of SEBI (Listing Obligation and Disclosure Requirement) Regulations, 2015 to the Board and the Board Committees to the extent it is applicable and relevant. Such information is submitted either as part of the agenda papers in advance of the respective meetings or by way of presentations and discussions during the meeting.

**Post Meeting Mechanism:**

The important decisions taken at the Board/Board Committee meetings are communicated to the concerned departments/divisions.

**Board Support:**

The Company Secretary attends the Board meetings and advises the Board on Compliances with applicable laws and governance.

**Code of Business Conduct & Ethics:**

The Company has adopted Code of Business Conduct & Ethics ("the Code") which is applicable to the Board of Directors and Senior Management Team (one level below the Board of Directors) of the Company. The Board of Directors and the members of Senior Management Team are required to affirm semi-annual Compliance of this Code. The Code requires Directors and Employees to act honestly, fairly, ethically, and with integrity, conduct themselves in professional, courteous and respectful manner. The Code is displayed on the Company's website [www.corallab.com](http://www.corallab.com)

**Conflict of Interests:**

Each Director informs the Company on an annual basis about the Board and the Committee positions he occupies in other companies including Chairpersonships and notifies changes during the year. The Members of the Board while discharging their duties, avoid conflict of interest in the decision-making process. The Members of the Board restrict themselves from any discussions and voting in transactions in which they have concern or interest.

**Insider Trading Code:**

The Securities and Exchange Board of India (SEBI) has promulgated the SEBI (Prohibition of Insider Trading) Regulations, 2015 ("PIT Regulations"). The PIT Regulations have been notified on 15th January 2015 and has come into effect from May 15, 2015 and replacing the earlier Regulations and is amended from time to time. The object of the PIT Regulations is to curb the practice of insider trading in the securities of a listed company.

The Company has adopted an 'Internal Code of Conduct for Regulating, Monitoring and Reporting of Trades by Insiders' ("the Code") in accordance with the requirements of the PIT Regulations.

The Code is applicable to Promoters and Promoter's Group, all Directors and such Designated Employees who are expected to have access to unpublished price sensitive information relating to the Company. The Company has also formulated 'The Code of Practices and Procedures for Fair Disclosure of Unpublished Price Sensitive Information (UPSI)' in compliance with SEBI (Prohibition of Insider Trading) Regulations, 2015.

Board of Directors has approved the revised codes such as an 'Internal Code of Conduct for Regulating, Monitoring and Reporting of Trades by Insiders' ("the Code") and The Code of Practices and Procedures for Fair Disclosure of Unpublished Price Sensitive Information (UPSI)' due to amendment in SEBI (Prohibition of Insider Trading) Regulations, 2015. This Code is displayed on the Company's website viz [www.corallab.com/investors.html](http://www.corallab.com/investors.html)

Due to amendment in SEBI (Prohibition of Insider Trading) Regulations, 2015, Company has also adopted Policy for Procedure of Inquiry in Case of Leak of Unpublished Price Sensitive Information ("UPSI") or Suspected Leak of UPSI framed under the Regulation 9A of the SEBI (Prohibition of Insider Trading) Regulations, 2015. The same has been displayed on the Company's Website viz [www.corallab.com](http://www.corallab.com)



### **3. AUDIT COMMITTEE:**

#### **Terms of Reference:**

The revised 'Terms of Reference' of the Audit Committee due to implementation of amendments to the Listing Regulations has been adopted by the Board. The Audit Committee inter alia performs the functions of approving Annual Internal Audit Plan, review of financial reporting system, internal controls system, discussion on financial results, interaction with Statutory and Internal Auditors, one-on-one meeting with Statutory and Internal Auditors, recommendation for the appointment of Statutory and Cost Auditors and their remuneration, recommendation for the appointment and remuneration of Internal Auditors, Review of Business Risk Management Plan, Review of Forex policy, Management Discussions and Analysis, Review of Internal Audit Reports, significant related party transactions.

The Company has framed the Audit Committee Charter for the purpose of effective compliance with the provisions of section 177 of the Companies Act, 2013 and Regulation 18 of the Listing Regulation. In fulfilling the above role, the Audit Committee has powers to investigate any activity within its terms of reference, to seek information from employees and to obtain outside legal and professional advice.

#### **Functions of Audit Committee:**

The Audit Committee, while reviewing the Annual Financial Statements also reviews the applicability of various Accounting Standards (AS) referred to in Section 133 of the Companies Act, 2013. Compliance of the Accounting Standards applicable to the Company has been ensured in the preparation of the Financial Statements for the year ended March 31, 2024.

The Audit Committee bridges the gap between the Internal Auditors and the Statutory Auditors. To ensure good Governance, the Company has been rotating Partners of Statutory Auditors. The Statutory Auditors are responsible for performing independent audit of the Company's financial statements in accordance with the generally accepted auditing practices and issuing reports based on such audits, while the Internal Auditors are responsible for the internal risk controls.

Besides the above, the Whole Time Director, Director, Chief Financial Officer, Business Heads of the Company's Divisions, the representatives of the Statutory Auditors and the Internal Auditors are Permanent invitees to the Audit Committee Meetings. The Company follows best practices in financial reporting. The Company has been reporting on a quarterly basis, the Unaudited Financial Results as required by the Regulation 33 of the Listing Regulation. The Company's quarterly Unaudited/Audited Standalone Financial Results are made available on the website [www.corallab.com/investors.html](http://www.corallab.com/investors.html) and are also sent to the Stock Exchanges where the Company's equity shares are listed for display at their respective websites. The Audit Committee also oversees and reviews the functioning of a vigil mechanism (implemented in the Company as a Fraud Risk Management Policy and Whistle Blower Policy) and reviews the finding of investigation into cases of material nature and the actions taken in respect thereof.

#### **Composition, Meetings and Attendance:**

Audit Committee of the Board of Directors ("the Audit Committee") is entrusted with the responsibility to supervise the Company's internal controls and financial reporting process. The composition, quorum, powers, role and scope are in accordance with Section 177 of the Companies Act, 2013 and the provisions of Regulation 18 of the Listing Regulation.

All members of the Audit Committee are financially literate and bring in expertise in the fields of Finance, Taxation, Economics, Risk and International Finance. It functions in accordance with its terms of reference that defines its authority, responsibility and reporting function.

The Audit Committee met Five(5) times during the Financial Year 2023-2024. The maximum gap between two meetings was not more than 120 days. The Committee met on May 23, 2023, July 11, 2023, August 12, 2023, November 09, 2023 and February 14, 2024. The necessary quorum was present for all Meetings. Mrs. Sheela Kamdar, Chairperson of the Audit Committee was present at the last Annual General Meeting of the Company





The Audit Committee (AC) comprises of 3 (three) Directors as on March 31, 2024.

| Sr. No. | Name of the Director | Position    | Category               | No. of Meetings Attended |
|---------|----------------------|-------------|------------------------|--------------------------|
| 1       | Mrs. Sheela Kamdar   | Chairperson | Independent Director   | 5 out of 5               |
| 2       | Mrs. SushmaKadkade   | Member      | Non-Executive Director | 5 out of 5               |
| 3       | Mr. Malay Doshi      | Member      | Independent Director   | 5 out of 5               |

\*Terms of Mrs. Sheela Kamdar expired on August 11, 2024 and hence composition of the Committee was changed w.e.f August 09, 2024

#### 4. NOMINATION AND REMUNERATION COMMITTEE:

##### Terms of Reference:

The revised 'Terms of Reference or Charter' of the Nomination and Remuneration Committee has been adopted by the Board due to implementation of amendments to the Listing Regulations. The Board has framed the Nomination and Remuneration Committee Policy which ensure effective Compliance of Section 178 of the Companies Act, 2013 and Regulation 19 of Listing Regulation, which are as follows.

Reviewing the overall compensation policy, service agreements and other employment conditions of Managing/Whole-time Director(s) and Senior Management (one level Below the Board):

1. To help in determining the appropriate size, diversity, and composition of the Board.
2. To recommend to the Board appointment/reappointment and removal of Directors.
3. To frame criteria for determining qualifications, positive attributes and independence of Directors.
4. To recommend to the Board remuneration payable to the Directors (while fixing the remuneration to Executive Directors the restrictions contained in the Companies Act, 2013 is to be considered).
5. To create an evaluation framework for Independent Directors and the Board.
6. To provide necessary reports to the Managing Director after the evaluation process is completed by the Directors.
7. To assist in developing a succession plan for the Board.
8. To assist the Board in fulfilling responsibilities entrusted from time-to-time.
9. Delegation of any of its powers to any Member of the Committee or the Compliance officer.

##### Composition, Meeting and Attendance:

The Composition of Nomination and Remuneration Committee is pursuant to the provisions of Section 178 of the Companies Act, 2013 and Regulation 19 of Listing Regulation. During the year, there was no change in the Composition of Nomination and Remuneration Committee. The Nomination and Remuneration Committee met 3 (Three) time during the year i.e. on May 23, 2023, July 11, 2023, February 08, 2024. Mrs. Sheela Kamdar, Chairperson of the Nomination and Remuneration Committee was present at the last Annual General Meeting of the Company.

The Nomination and Remuneration Committee (NRC) comprises of 3 (three) Directors as on March 31, 2024.

The Table below provides the Composition and Attendance of Nomination and Remuneration Committee members:

| Sr. No. | Name of the Director | Position    | Category               | No. of Meetings Attended |
|---------|----------------------|-------------|------------------------|--------------------------|
| 1       | Mrs. Sheela Kamdar   | Chairperson | Independent Director   | 1 out of 1               |
| 2       | Mrs. Sushma Kadkade  | Member      | Non-Executive Director | 1 out of 1               |
| 3       | Mr. Malay Doshi      | Member      | Independent Director   | 1 out of 1               |

##### Performance Evaluation Criteria of the Board:

Pursuant to the provisions of the Companies Act, 2013 and Regulation 17 of the Listing Regulation, the Board has carried out the annual evaluation of its own performance, its Committees and Directors individually. A structured questionnaire was prepared after circulating the draft forms, covering various aspects of the Board's functioning such as adequacy of the composition of the Board and its Committees, Board culture, execution and performance of specific duties, obligations and governance. The



performance evaluation of the Non-Independent Directors was carried out by the Independent Directors. The Directors express their satisfaction with the evaluation.

## 5. REMUNERATION POLICY:

### A. Remuneration to Non-Executive Directors

The Non- Executive Directors are paid remuneration by way of remuneration and Sitting Fees. Mrs. Sheela Kamdar, Mr. Saurabh Shah and Mr. Malay Doshi are paid sitting fees for each meeting of the Board or Committee of Directors attended by them. The total amount of sitting fees paid to Non-Executive Directors during the Financial Year 2023-2024 was Rs. 4,50,000/- (Rs. 1,50,000/- per Independent Director). The Non-Executive Independent Directors do not have any material pecuniary relationship or transactions with the Company.

### B. Remuneration to Executive Directors:

The appointment and remuneration of Executive Directors including Whole Time Director is governed by the recommendation of the Nomination and Remuneration Committee, resolutions passed by the Board of Directors and shareholders of the Company. Payment of remuneration to Executive Directors is governed by the respective Agreements executed between them and the Company. The remuneration package of Whole Time Director comprises of salary, perquisites and allowances, and contributions to Provident and other Retirement Benefit Funds as approved by the shareholders at the General Meetings.

Annual increments are linked to performance and are decided by the Nomination and Remuneration Committee and recommended to the Board for approval thereof.

The remuneration policy is directed towards rewarding performance, based on review of achievements. It is aimed at attracting and retaining high caliber talent. Presently, the Company does not have a stock options scheme for its directors. The Remuneration and Nomination Policy is displayed on the Company's website viz. [www.corallab.com/investors.html](http://www.corallab.com/investors.html)

**Details of the remuneration paid to the Executive Directors of the Company for the financial year ended March 31, 2024 is as follows:**

| (Amount in ₹) |                      |             |             |             |             |
|---------------|----------------------|-------------|-------------|-------------|-------------|
| Sr. No.       | Name of the Director | Salary      | Perquisites | Others (PF) | Total       |
| 1.            | Mr. Girish M Dhameja | 27,55,835/- | 36000       | 21,600/-    | 28,13,435/- |

### Criteria of making payment to Non-Executive Directors:

- The Non-executive and Independent Directors of the Company are entitled to sitting fees for attending the meetings of the Board or Committees thereof.
- The Company may pay remuneration to its directors, other than Managing Director and Whole Time Director upto 1% of the net profits of the Company, if there is a Managing Director or Whole Time Director or Manager and 3% of the net profits in any other case.
- All fees/compensation, if any paid to non-executive directors, including independent directors, shall be fixed by the Board of Directors within the limits as prescribed under the Act and shall require prior approval of shareholders, however, the requirement of obtaining prior approval of shareholders shall not apply to payment of sitting fees to non-executive directors, if made within the limits prescribed under the Act.
- The shareholders' resolution shall specify the limits for the maximum number of stock options that can be granted to non-executive directors, in any financial year and in aggregate. An Independent Director shall not be entitled to any stock option of the Company.
- The reimbursement of expenses for attending the Board and other Committee meetings including traveling, boarding and lodging expenses shall be paid by the Company.
- Commission may be paid to the Non- Executive Directors and Independent Directors within the limits prescribed under the Act i.e., not exceeding 1% of the net profits of the Company computed as per the of the applicable provisions of the Act and with the prior approval of the Shareholders of the Company. The Board shall, however, have the authority to determine the manner and proportion in which the amount be distributed amongst the Non- Executive Directors and Independent Directors.



- The approval of shareholders by special resolution shall be obtained every year, in which the annual remuneration payable to a single non-executive director exceeds fifty per cent of the total annual remuneration payable to all non-executive directors, giving details of the remuneration thereof.

#### **Remuneration policy for Whole Time Director and Chief Financial Officer**

The appointment, reappointment, remuneration payable and variation in terms of appointment are subject to the approval of the Nomination and Remuneration Committee/Board/Shareholders, as per SEBI and pursuant to the provisions of the Companies Act, 2013.

#### **Senior Management and other employees**

Remuneration to Key Managerial Personnel (KMP), Senior Management and all other Officers comprises of fixed and variable components. The same are reviewed annually based on the performance appraisal ratings and annual increments on fixed pay and Performance Linked Bonus on variable pay is paid against the individual ratings of all officers.

#### **6. STAKEHOLDERS RELATIONSHIP COMMITTEE:**

This Committee has been constituted for allotment of shares of the Exchange issued/to be issued, from time to time and to look into the redressal of shareholder and investors complaints and is also in line with the prevailing guidelines on corporate governance.

#### **Terms of Reference:**

The Board has adopted revised the 'Terms of Reference or Charter' of the Stakeholders Relationship Committee due to implementation of amendments to the Listing Regulations. The Board has clearly defined the terms of reference for this committee, which generally meets once a quarter. The Committee looks into the matters of Shareholders/Investors grievances along with other matters listed below:

- approval of transfer of shares/debentures and issue of duplicate/split/consolidation/sub-division of share/ debenture certificates;
- opening/modification of operation and closing of bank accounts;
- grant of special/general Power of Attorney in favour of employees of the Company from time to time in connection with the conduct of the business of the Company particularly with Government and Quasi Government Institutions;
- to fix record date/book closure of share/debenture transfer book of the Company from time to time;
- to appoint representatives to attend the General Meeting of other companies in which the Company is holding shares;
- to change the signatories for availment of various facility from Banks/Financial Institutions;
- to grant authority to execute and sign foreign exchange contracts and derivative transactions;
- to carry out any other duties that may be delegated to the Committee by the Board of Directors from time to time.
- Resolving the grievances of the security holders of the listed entity including complaints related to transfer/transmission of shares, non-receipt of annual report, non-receipt of declared dividends, issue of new/duplicate certificates, general meetings etc.
- Review of measures taken for effective exercise of voting rights by shareholders.
- Review of adherence to the service standards adopted by the listed entity in respect of various services being rendered by the Registrar & Share Transfer Agent.
- Review of the various measures and initiatives taken by the listed entity for reducing the quantum of unclaimed dividends and ensuring timely receipt of dividend warrants/annual reports/statutory notices by the shareholders of the company.

The Secretarial Department of the Company and the Registrar and Share Transfer Agent, Link In time India Private Limited attend to all grievances of the shareholders received directly or through SEBI, Stock Exchanges, Ministry of Corporate Affairs, Registrar of Companies, etc. The Minutes of the Stakeholders' Relationship Committee Meetings are circulated to the Board and noted by the Board of Directors at the Board Meetings.

Continuous efforts are made to ensure that grievances are more expeditiously redressed to the complete satisfaction of the investors.

Shareholders are requested to furnish their updated telephone numbers and e-mail addresses to facilitate prompt action.



### Composition, Meeting and Attendance:

This Stakeholders Relationship Committee comprises of 3 (Three) Directors as on March 31, 2024. Mrs. Sheela Kamdar, Independent Director is the Chairperson of the Stakeholders Relationship Committee (SRC).

The Stakeholders Relationship Committee met 5 (Five) times during the Financial Year 2023-2024. The Committee met on May 23, 2023, July 11, 2023, October 17, 2023, December 01, 2023 and February 08, 2024.

### The table below highlights the composition and attendance of the Members of the Committee:

| Sr. No. | Name of the Director | Position    | Category               | No. of Meetings Attended |
|---------|----------------------|-------------|------------------------|--------------------------|
| 1       | Mrs. Sheela Kamdar   | Chairperson | Independent Director   | 2 out of 2               |
| 2.      | Mrs. Sushma Kadkade  | Member      | Non-Executive Director | 2 out of 2               |
| 3.      | Mr. Malay Doshi      | Member      | Independent Director   | 2 out of 2               |

\*Terms of Mrs. Sheela Kamdar expired on August 11, 2024 and hence composition of the Committee was changed w.e.f. August 09, 2024

### Name and designation of Compliance officer

Mrs. Dhvani Desai is appointed as a Company Secretary and Compliance Officer of the Company (w.e.f. July 15, 2024)

### Details of shareholders' complaints received, solved and pending share transfers:

The total number of complaints received was NIL and resolved during the year ended March 31, 2024 was NIL. The number of pending share transfers and pending requests for dematerialization as on March 31, 2024 were NIL.

Shareholders'/Investors' complaints and other correspondence are normally attended to within 15 working days except were constrained by disputes or legal impediments.

No investor grievances remained unattended/pending for more than thirty days as on March 31, 2024.

| Nature of Complaints                                    | Complaints Received | Complaints Redressed |
|---|---------------------|----------------------|
| Non-receipt of Dividend                                 | NIL                 | NIL                  |
| Non-receipt of shares lodged for transfer               | NIL                 | NIL                  |
| Non-receipt of Duplicate/Consolidated Share Certificate | NIL                 | NIL                  |
| Non-Receipt of demat/remat request                      | NIL                 | NIL                  |
| Others  | NIL                 | NIL                  |
| <b>Total</b>  | <b>NIL</b>          | <b>NIL</b>           |

## 7. CORPORATE SOCIAL RESPONSIBILITY COMMITTEE:

### Composition & Meetings:

The Corporate Social Responsibility (CSR) Committee comprises of three Directors as on March 31, 2023. Mrs. Sheela Kamdar, Independent Director is the Chairperson of the Corporate Social Responsibility (CSR) Committee.

The CSR Committee met only 1 (One) times during the year on October 17, 2023. The Composition of CSR Committee is pursuant to the provisions of Section 135 of the Companies Act, 2013 and the Companies (Corporate Social Responsibility Policy) Rules, 2014 is as follows:

| Sr. No. | Name of the Director | Position    | Category               | No. of Meetings Attended |
|---------|----------------------|-------------|------------------------|--------------------------|
| 1.      | Mrs. Sheela Kamdar   | Chairperson | Independent Director   | 1 out of 1               |
| 2.      | Mrs. Sushma Kadkade  | Member      | Non-Executive Director | 1 out of 1               |
| 3.      | Mr. Malay Doshi      | Member      | Independent Director   | 1 out of 1               |



\*Terms of Mrs. Sheela Kamdar expired on August 11, 2024 and hence composition of the Committee was changed w.e.f August 09, 2024

As per Section 135 of the Companies Act, 2013, The Company formulated CSR Policy, which is uploaded on the website of the Company viz. [www.corallab.com/investors.html](http://www.corallab.com/investors.html)

**Terms of Reference:**

- To review the existing CSR Policy and to make it more comprehensive so as to indicate the activities to be undertaken by the Company as specified in Schedule VII of the Companies Act, 2013.
- To provide guidance on various CSR activities to be undertaken by the Company and to monitor process.

**8. INDEPENDENT DIRECTORS' MEETING**

During the year under review, the Independent Directors met on October 17, 2023 interalia, to discuss:

- Evaluation of performance of Non-Independent Directors and the Board of Directors as a whole.
- Evaluation of the quality, content and time lines of flow of information between the Management and the Board that is necessary for the Board to perform its duties effectively and reasonably. All the Independent Directors were present for this Meeting.

**9. GENERAL BODY MEETINGS**

The last three Annual General Meetings of the Company were as under:

| Year      | Location  | Date       | Time       | No. of Special Resolution Passed |
|-----------|---|------------|------------|----------------------------------|
| 2020-2021 | SF-206, Silver Oak Complex, B.P.C Road Vadodara-390020, Gujarat | 24.09.2021 | 11.00 A.M  | 01                               |
| 2021-2022 | SF-206, Silver Oak Complex, B.P.C Road Vadodara-390020, Gujarat | 29.09.2022 | 11.00 A.M. | 00                               |
| 2022-2023 | SF-206, Silver Oak Complex, B.P.C Road Vadodara-390020, Gujarat | 11.08.2023 | 12.45PM.   | 05                               |

All special resolutions set out in the notices for the Annual General Meetings were passed by the shareholders at the respective meetings with requisite majority.

- Registered Office of the company was SF-206, Silver Oak Complex, B.P.C Road Vadodara-390020, Gujarat and Registered Office of the company was changed during FY 2023-24 to 3B, Patanwala Compound, Opp. Shreyas Cinema, L. B .S Marg, Ghatkopar (W), Mumbai- 400086.

**Postal Ballot**

During the year, no resolutions were passed through postal ballot.

**Whether any special resolution is proposed to be conducted through postal ballot**

No special resolution is proposed to be conducted through postal ballot.

**Extraordinary General Meeting:**

During the year, no extraordinary General Meeting of the members was held.



---

**MEANS OF COMMUNICATION:**

- (I) The Unaudited quarterly/ half yearly results are announced within forty-five days of the close of the quarter. The audited annual results are announced within sixty days from the closure of the financial year as per the requirement of the Listing Regulation.
- (II) The approved financial results are forthwith sent to the Stock Exchanges and are published in a national English newspaper and the same are published in local language (where the registered office of the company is situated) newspaper within forty-eight hours of approval thereof. Presently the same are not sent to the shareholders separately.

(Note : Registered office of the company was shifted during the financial year 2023 - 24 from the state of Gujrat to Maharashtra)

- (III) The Company's financial results and official press releases are displayed on the Company's Website - <http://www.corallab.com/investors.html>
- (IV) Any presentation made to the institutional investors or / and analysts are also posted on the Company's website. Management Discussion and Analysis forms part of the Annual Report, which is sent to the shareholders of the Company.
- (V) The quarterly results, shareholding pattern, quarterly compliances and all other corporate communication to the Stock Exchanges viz. BSE Limited are filed electronically. The Company has complied with filing submissions through BSE's BSE Listing Centre.
- (VI) A separate dedicated section under "Investors Relation", on the Company's website gives information on unclaimed dividends, shareholding pattern, quarterly/half yearly results and other relevant information of interest to the investors / public.

BSE Listing is a web-based application designed by BSE for corporate. All periodical compliance filings, inter alia, Shareholding pattern, Corporate Governance Report, all special resolutions set out in the notices for the Annual General Meetings were passed by the shareholders at the respective meetings with requisite majority.



(VII) Corporate announcements, amongst others are also filed electronically on the Listing Centre.

**GENERAL SHAREHOLDER INFORMATION:**

**ANNUAL GENERAL MEETING**

|   |   |  |
|---|---|--|
| Date and time   | : | 27th September 2024, 01 :30p.m.  |
| Mode of conduct   | : | Video Conferencing / Other Audio-Visual Means  |
| Participation through video conference:                                 |   |  |
| Financial Year Ending   | : | April 01, 2023 to March 31, 2024   |
| Date of Book Closure<br>(Both days inclusive)                           | : | Saturday, September 21, 2024 to Friday, September 27, 2024   |
| Due date for submission of tax related documents for Dividend           |   | On or before Tuesday. September 17, 2024   |
| Dividend payment date   |   | Within 30 days from the date of AGM  |
| Cut-off date for entitlement for remote e-voting                        |   | Friday September 20, 2024  |
| Remote e-voting start date and time                                     |   | Tuesday, September 24, 2024 @ 9.00 a.m. (IST)  |
| Remote e-voting end date and time                                       |   | Thursday, September 26, 2024@ 5.00 p.m. (IST)  |
| E-voting website of Linkin Time   |   |  |
| Name, address and contact details of e-voting service provider          |   | Link Intime India Pvt Ltd.<br>C-101, 247 Park, L.B.S Marg, Vikhroli (West),<br>Mumbai-400083, Contact No: 022 49186000<br>Email- ID: rnt.helpdesk@linkintime.co.in |
| Name, address and contact details of Registrar and Share Transfer Agent |   | Link Intime India Pvt Ltd.<br>C-101, 247 Park, L.B.S Marg, Vikhroli (West),<br>Mumbai-400083, Contact No: 022 49186000<br>Email- ID: rnt.helpdesk@linkintime.co.in |
| Address of Company  |   | 3B, Patanwala Compound, Opp. Shreyas Cinema,<br>L. B. S. Marg, Ghatkopar (W), Mumbai,<br>Maharashtra-400086  |
| Listing on Stock Exchange and Stock Code                                | : | Equity Shares of the Company are listed at BSE Limited,<br>(Scrip Code 524506)   |
| Face Value of Equity Shares   | : | Rs.10/- each.  |

Annual Listing fees for Financial Year 2023-2024 have been paid to BSE.

**DIVIDEND:**

During the year no dividend was declared, however final dividend is declared for the financial year 2023-2024. subject to the approval of the share holders at the ensuing annual general meeting (i.e- 42nd AGM held on September 27, 2024)

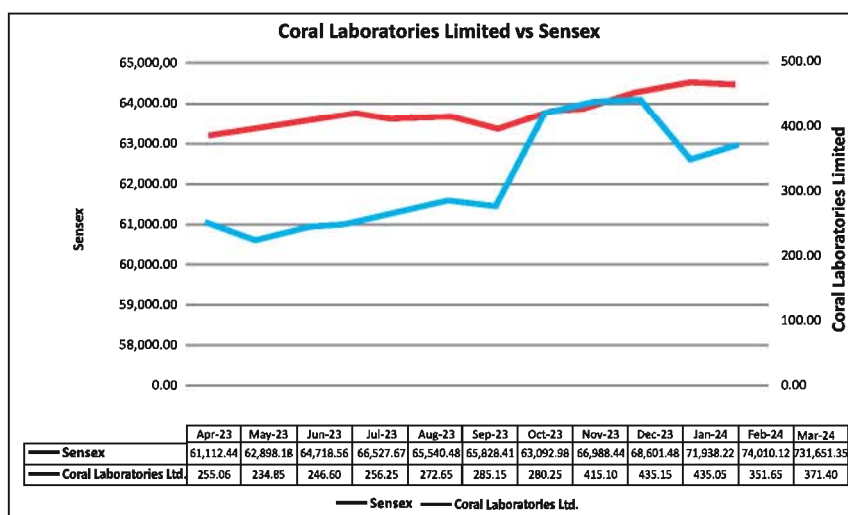


**MONTHLY HIGH/LOW PRICE OF EQUITY SHARES OF THE COMPANY DURING THE FINANCIAL YEAR 2023-2024 ON BSE LIMITED**

| BSE Limited (BSE) |                       |                      |
|-------------------|-----------------------|----------------------|
| Month             | Month's High Price(₹) | Month's Low Price(₹) |
| April, 2023       | 274.30                | 232.00               |
| May, 2023         | 290.75                | 225.00               |
| June, 2023        | 283.60                | 227.10               |
| July, 2023        | 265.10                | 230.00               |
| August, 2023      | 280.00                | 245.00               |
| September, 2023   | 314.50                | 263.20               |
| October, 2023     | 309.00                | 262.00               |
| November, 2023    | 431.90                | 275.10               |
| December, 2023    | 498.10                | 405.70               |
| January, 2024     | 470.00                | 407.80               |
| February, 2024    | 455.00                | 344.90               |
| March, 2024       | 464.60                | 348.50               |

Source: [www.bseindia.com](http://www.bseindia.com)

Graphical Representation of Performance of Coral Laboratories Limited share price in comparison with BSE Sensex.



**Registrar and Transfer Agent**

For any queries relating to the shares of the Company, correspondence may please be addressed to Link Intime India Private Limited at:

Add: C-101, 247 Park, L.B. S Marg, Vikhroli (West), Mumbai - 400 083 Tel: (022) 4918 6000  
 Fax: (022) 4918 6060  
 Website: [www.linkintime.co.in](http://www.linkintime.co.in)

**Share Transfer System**

The transfer of shares in physical form is processed and completed by Registrar & Transfer Agent within a period of seven days from the date of receipt thereof provided all the documents are in order. In case of shares in electronic form, the transfers are processed by NSDL/CDSL through respective Depository Participants. In compliance with the Listing Regulation, a Practicing Company Secretary carries out audit of the System of Transfer and a certificate to that effect is issued.





**Distribution of Shareholding:**

| Distribution of Shareholding as on 31st March, 2023 | No. of Shareholders | % of Shareholders | No. of Shares  | % of Shares     |
|---|---------------------|-------------------|----------------|-----------------|
| Upto 500  | 3941                | 93.9004           | 356498         | 9.9787          |
| 501 – 1000  | 141                 | 3.3595            | 111311         | 3.1157          |
| 1001 – 2000   | 72                  | 1.7155            | 112553         | 3.1505          |
| 2001 – 3000   | 15                  | 0.3574            | 37424          | 1.0475          |
| 3001 – 4000   | 8                   | 0.1906            | 28759          | 0.8050          |
| 4001 – 5000   | 3                   | 0.0715            | 14476          | 0.4052          |
| 5001 – 10000  | 7                   | 0.1668            | 50602          | 1.4164          |
| 10001 and above                                     | 10                  | 0.2383            | 2860977        | 80.0811         |
| <b>Total</b>  | <b>4197</b>         | <b>100.0000</b>   | <b>3572600</b> | <b>100.0000</b> |

| Sr. No. | Category of Shares                      | No. of Shares  | % of total shares |
|---------|---|----------------|-------------------|
| (A)     | <b>Promoter &amp; Promoter Group:</b>   |                |                   |
|         | ((a) Individuals/Hindu Undivided Family | 1841453        | 51.5438%          |
|         | (b) Bodies Corporate                    | 713351         | 19.9673%          |
|         | <b>Sub Total:</b>                       | <b>2554804</b> | <b>71.5111%</b>   |

| (B)     | <b>Public Shareholding:</b>         |                |                   |
|---------|-------------------------------------|----------------|-------------------|
| Sr. No. | Category of Shares                  | No. of Shares  | % of total shares |
|         | 1. Institutions                     |                |                   |
|         | (a) Mutual Funds/UTI                | 0              | 0                 |
|         | (b) Financial Institutions/Banks    | 0              | 0                 |
|         | (c) Foreign Institutional Investors | 0              | 0                 |
|         | (d) Foreign Portfolio Investors     | 5100           | 0.1428            |
|         | 2. Non-Institutions                 |                |                   |
|         | (a) Bodies Corporate                | 57496          | 1.6094            |
|         | (b) Individuals                     | 743844         | 20.8208           |
|         | (c) Non-Resident Indians            | 14363          | 0.4020            |
|         | (d) Non-Resident (Non Repatriable)  | 73984          | 2.0709            |
|         | (e) Trust(s)                        | 0              | 0                 |
|         | (f) HinduUndividedFamily            | 37947          | 1.0622            |
|         | (g) IEPF                            | 84862          | 2.3754            |
|         | (h) ForeignCompanies                | 0              | 0                 |
|         | (i) Escrow Account                  | 200            | 0.0056            |
|         | <b>Sub Total:</b>                   | <b>1017796</b> | <b>28.4889</b>    |
|         | <b>GRAND TOTAL</b>                  | <b>3572600</b> | <b>100</b>        |



#### **Dematerialization of Shares:**

Trading in Equity Shares of the Company is permitted only in dematerialized form with effect from 1st January 2002 as per notification issued by the Securities and Exchange Board of India (SEBI). Approximately 98.26% of outstanding share have been dematerialized upto March 31, 2024.

#### **Outstanding GDRs/ADRs/Warrants/Convertible Instruments and their impact on equity:**

The Company does not have any outstanding GDRs/ADRs/Warrants/Convertible Instruments as on March 31, 2024.

#### **ADDRESS FOR CORRESPONDENCE:**

#3B Patanwala Compound,  
Opp. Shreyas Cinema, LBS Marg, Ghatkopar West Mumbai – 400086.  
Contact: 022 2500 5245/46  
Website: [www.corallab.com](http://www.corallab.com)  
E-mail for Investors: [cs@corallab.com](mailto:cs@corallab.com)

Shareholders are requested to quote their folio no. / DP ID & Client ID, e-mail address, telephone number and full address while corresponding with the Company and its Registrar & Transfer Agent.

#### **4. DISCLOSURES:**

- Disclosures on materially significant Related Party Transactions (RPT) that may have potential conflict with the interests of company at large.

All transactions entered into with the Related Parties as defined under the Companies Act, 2013 and Regulation 23 of the Listing Regulation during the financial year were in the ordinary course of business and on arm's length basis and do not attract the provisions of Section 188 of the Companies Act, 2013. There were no materially significant transactions with Related Parties during the financial year. Related party transactions have been disclosed under the note B of significant accounting policies and notes forming part of the financial statements in accordance with "Accounting Standard 18".

A statement in summary form of transactions with Related Parties in ordinary course of business and arm's length basis is periodically placed before the Audit committee for review. As required under Regulation 23(1) of the Listing Regulation, the Company has formulated a policy on dealing with Related Party Transactions. The Policy is available on the website of the Company viz. <http://www.corallab.com/investors.html>

None of the transactions with Related Parties were in conflict with the interest of the Company. All the transactions are in the ordinary course of business and have no potential conflict with the interest of the Company at large and are carried out on an arm's length or fair value basis.

- **Details of Non-compliance by the Company, penalties, and strictures imposed on the Company by Stock Exchanges or SEBI or any statutory authority, on any matter related to capital markets, during the last three years:**

The Company has complied with all requirements specified under Listing Regulations as well as other regulations and guidelines of SEBI. Consequently, there were no strictures or penalties imposed by either SEBI or the Stock Exchanges or any statutory authority for Non-compliance of any matter related to the capital markets during the last three years.

- **Vigil Mechanism/Whistle Blower Policy:**

Pursuant to Section 177(9) and (10) of the Companies Act, 2013, and Regulation 22 of the Listing Regulation, the Company has formulated Whistle Blower Policy for vigil mechanism of Directors and employees to report to the management about the unethical behavior, fraud or violation of Company's Code of Conduct. The mechanism provides for adequate safeguards against victimization of employees and Directors who use such mechanism and makes provision for direct access to the chairperson of the Audit Committee in exceptional cases. None of the personnel of the Company has been denied access to the Audit Committee. Based on the recommendations from Audit Committee, the Existing Vigil Mechanism Policy has been amended and new policy has been adopted by the Board in order to align with the amendments in Securities and Exchange Board of India (Prohibition of Insider Trading) Regulations, 2015. The same uploaded on the website of the Company at [www.corallab.com](http://www.corallab.com)

- **Compliance with the conditions of Corporate Governance:**

The Company has complied with the conditions of corporate governance as stipulated in Listing Agreement as well as SEBI (Listing Obligations & Disclosure Requirements) Regulations, 2015.



➤ **Disclosure of Accounting Treatment:**

In the preparation of the financial statements, the Company has followed the Accounting Standards referred to in Section 133 of the Companies Act, 2013. The significant accounting policies which are consistently applied are set out in the Notes to the Financial Statements.

➤ **Risk Management:**

Business risk evaluation and management is an ongoing process within the Company. The assessment is periodically examined by the Board.

➤ **Non mandatory requirements:**

Adoption of non-mandatory requirements of SEBI (Listing Obligations & Disclosure Requirements) Regulations, 2015 is being reviewed by the Board from time-to-time.

➤ **Policyfordeterminingmaterial'subsidiaries:**

The Company does not have any material subsidiary as defined under Listing Regulation.

➤ **Compliances with Governance Framework:**

The Company is in compliance with all mandatory requirements under Listing Regulation.

➤ **CFO Certification:**

The Certificate from CFO as required under Part D of Schedule V of SEBI (Listing Obligations & Disclosure Requirements) Regulations, 2015 containing declaration as to affirming compliance with the Code of Conduct for the financial year 2022-2023 is attached at the end of this report.

➤ **Details of utilization of funds raised through preferential allotment or qualified institutions placement as specified underRegulation32(7A)**

During the year, no funds were raised through preferential allotment or qualified institutions placement as specified under regulation 32(7A).

➤ **A certificate from a company secretary in practice that none of the Directors on the board of the company have been debarred or disqualified from being appointed or continuing as Directors of companies by the Board/Ministry of Corporate Affairs or any such statutory authority**

SARK & Associates LLP, Company Secretaries, has issued a certificate as required under the Listing Regulations, confirming that none of the directors on the Board of the Company has been debarred or disqualified from being appointed or continuing as director of companies by the SEBI / Ministry of Corporate Affairs or any such statutory authority. The certificate is enclosed at the end of this report.

➤ **Where the board had not accepted any recommendation of any committee of the board, which is mandatorily required, in the relevant financial year, the same to be disclosed along with reasons there of**

It is not Applicable to the Company. As all recommendation of committees of the Board, which are mandatory are always accepted by the Board during the financial year 2023-2024.

➤ **Total fees for all services paid by the listed entity and its subsidiaries, on a consolidated basis, to the statutory auditor and all entities in the network firm/network entity of which the statutory auditor is a part**

There are no subsidiaries of the Company. Details relating to fees paid to the Statutory Auditors are given in Note 31 to the Standalone Financial Statements.

➤ **Disclosures in relation to the Sexual Harassment of Women at Workplace (Prevention, Prohibition and Redressal) Act,2013:**

| Number of complaints filed during the financial year | Number of complaints disposed of during the financial year | Number of complaints pending as on end of the financial year |
|--|--|--|
| 0  | 0  | 0  |



➤ **Disclosures of the compliance with corporate governance requirements specified in regulation 17 to 27 and clauses (b) to (i) of sub-regulation (2) of regulation 46:**

| Sr.No. | Particulars   | Regulations               | Brief Descriptions of the Regulations   | Compliance Status (Yes/No/N.A.) |
|--------|---|---------------------------|---|---------------------------------|
| 1      | Board of Directors  | 17(1)                     | Board composition   | Yes                             |
|        |   | 17(2)                     | Meeting of Board of Directors   | Yes                             |
|        |   | 17(3)                     | Review of Compliance Reports  | Yes                             |
|        |   | 17(4)                     | Plans for orderly succession for appointments   | Yes                             |
|        |   | 17(5)                     | Code of Conduct   | Yes                             |
|        |   | 17(6)                     | Fees/compensation   | Yes                             |
|        |   | 17(7)                     | Minimum Information   | Yes                             |
|        |   | 17(8)                     | Compliance Certificate  | Yes                             |
|        |   | 17(9)                     | Risk Assessment & Management  | Yes                             |
|        |   | 17(10)                    | Performance Evaluation of Independent Directors   | Yes                             |
| 2      | Audit Committee   | 18(1)                     | Composition of Audit Committee  | Yes                             |
|        |   | 18(2)                     | Meeting of Audit Committee  | Yes                             |
|        |   | 18(3)                     | Role of the Committee and Review of information by the Committee  | Yes                             |
| 3      | Nomination & remuneration committee                         | 19(1) & (2)               | Composition of nomination & remuneration committee  | Yes                             |
|        |   | 19(3)                     | Presence of the Chairman of the Committee at the Annual General Meeting   | Yes                             |
|        |   | 19(4)                     | Role of the Committee   | Yes                             |
| 4      | Stakeholder Relationship Committee                          | 20(1) & (2)               | Composition of Stakeholder Relationship Committee   | Yes                             |
|        |   | 20(4)                     | Role of the Committee   | Yes                             |
| 5      | Risk Management Committee                                   | 21(1),(2),(3),(4)         | Composition and role of risk management committee   | N.A                             |
| 6      | Vigil Mechanism   | 22                        | Formulation of Vigil Mechanism for Directors and Employee   | Yes                             |
| 7      | Related party Transaction                                   | 23(1),(5), (6), (7) & (8) | Policy for related party Transaction  | Yes                             |
|        |   | 23(2), (3)                | Prior or Omnibus approval of Audit Committee for all related party transactions                                   | Yes                             |
|        |   | 23(4)                     | Approval for material related party transactions  | NA                              |
| 8      | Subsidiaries of the Company                                 | 24(1)                     | Composition of Board of Directors of unlisted material Subsidiary   | N.A                             |
|        |   | 24(2),(3),(4), (5) & (6)  | Other Corporate Governance requirements with respect to subsidiary of listed entity                               | N.A                             |
| 9      | Obligations with respect to Independent Directors           | 25(1) & (2)               | Maximum Directorship & Tenure   | Yes                             |
|        |   | 25(3) & (4)               | Meeting of independent Directors & Review of Performance by the Independent Directors                             | Yes                             |
|        |   | 25(7)                     | Familiarization of independent Directors  | Yes                             |
| 10     | Obligations with respect to Directors and Senior Management | 26(1) & (2)               | Memberships in Committees & Chairmanship in Committees  | Yes                             |
|        |   | 26(3)                     | Affirmation with compliance to code of conduct from members of Board of Directors and Senior management personnel | Yes                             |
|        |   | 26(4)                     | Disclosure of Shareholding by Non-Executive Directors   | Yes                             |
|        |   | 26(5)                     | Disclosures by Senior Management about potential conflicts of Interest  | Yes                             |



| Sr.No.   | Particulars  | Regulations | Brief Descriptions of the Regulations  | Compliance Status (Yes/No/N.A.) |
|----------|--|-------------|--|---------------------------------|
| 11       | Other Corporate Governance Requirements  | 27(1)       | Compliance of Discretionary Requirements   | Yes                             |
|          |  | 27(2)       | Filing of Quarterly Compliance Report on Corporate Governance  | Yes                             |
| 12       | Disclosures on Website of the Company  | 46(2)(a)    | Details of its business  | Yes                             |
|          |  | 46(2)(b)    | Terms and conditions of appointment of Independent Directors   | Yes                             |
|          |  | 46(2)(c)    | Composition of various committees of Board of Directors  | Yes                             |
|          |  | 46(2)(d)    | Code of Conduct of Board of Directors and Senior Management Personnel  | Yes                             |
|          |  | 46(2)(e)    | Details of establishment of Vigil Mechanism / Whistle Blower policy  | Yes                             |
|          |  | 46(2)(f)    | Criteria of making payments to Non-Executive Directors   | Yes                             |
|          |  | 46(2)(g)    | Policy on dealing with Related Party Transactions  | Yes                             |
|          |  | 46(2)(h)    | Policy for determining Material Subsidiaries   | Yes                             |
|          |  | 46(2)(i)    | Details of familiarisation programmes imparted to Independent Directors  | Yes                             |
|          |  | 46(2)(j)    | The email address for grievance redressal and other relevant details;  | Yes                             |
|          |  | 46(2)(k)    | Contact information of the designated officials of the listed entity who are responsible for assisting and handling investor grievances  | Yes                             |
|          |  | 46(2)(l)    | Financial information  | Yes                             |
|          |  | 46(2)(m)    | Shareholding pattern   | Yes                             |
|          |  | 46(2)(n)    | Details of agreements entered into with the media companies and/or their associates, etc;  | N.A                             |
|          |  | 46(2)(o)    | Schedule of analyst or institutional investor meet and presentations made by the listed entity to analysts or institutional investors simultaneously with submission to stock exchange | N.A                             |
| 46(2)(p) | New name and the old name of the listed entity for a continuous period of one year, from the date of the last name change  | NA          |  |                                 |
| 46(2)(q) | Items in sub-regulation (1) of regulation 47   | Yes         |  |                                 |
| 46(2)(r) | All credit ratings obtained by the entity for all its outstanding instruments, updated immediately as and when there is any revision in any of the ratings.  | N.A         |  |                                 |
| 46(2)(s) | Separate audited financial statements of each subsidiary of the listed entity in respect of a relevant financial year, uploaded at least 21 days prior to the date of the annual general meeting which has been called to inter alia consider accounts of that financial year. | N.A         |  |                                 |



➤ **Compliance certificate from practicing company secretaries regarding compliance of conditions of corporate governance**

Compliance Certificate from M/S SARK & Associates LLP, Practicing Company Secretaries, regarding compliance of conditions of Corporate Governance has been annexed to report.

➤ **Disclosures with respect to demat suspense account/ unclaimed suspense account**

**Details of unclaimed shares as on 31<sup>st</sup> March, 2024 are as below:**

| Sr. No. | Particulars  | No. of Shareholders | No. of shares |
|---------|--|---------------------|---------------|
| 1.      | Aggregate number of shareholders and the outstanding shares in the suspense account lying at the beginning of the year | NIL                 | NIL           |
| 2.      | Number of shareholders who approached listed entity for transfer of shares from suspense account during the year;      | NIL                 | NIL           |
| 3.      | Number of shareholders to whom shares were transferred from suspense account during the year                           | NIL                 | NIL           |
| 4.      | Aggregate number of shareholders and the outstanding shares in the suspense account lying at the end of the year       | NIL                 | NIL           |

**Note :** Voting rights in respect of these shares will remain frozen till the time such shares are transferred from the Unclaimed Suspense Account to the concerned shareholder.

**Note:** Voting rights in respect of these shares will remain frozen till the time such shares are transferred from the Unclaimed Suspense Account to the concerned shareholder.

**By Order of the Board  
For Coral Laboratories Limited**

**Sd/-  
Girish M Dhameja  
Whole Time Director  
(DIN:07798455)**

**Sd/-  
Sushma Kadkade  
Director & CFO  
(DIN:07791735)**

**Place: Mumbai  
Date: 14th August 2024**



---

### **Declaration of Compliance with the Code of Business Conduct and Ethics**

As provided under Regulation 26 (3) of the SEBI (Listing Obligations and Disclosure Requirements) Regulations, 2015, all Board Members and Senior Management Personnel have affirmed compliance with **Coral Laboratories Limited** Code of Business Conduct and Ethics for the year ended March 31, 2024.

#### **For Coral Laboratories Limited**

Sd/-  
**Girish M Dhameja**  
Whole Time Director  
(DIN: 07798455)

Sd/-  
**Sushma Kadkade**  
Director & CFO  
(DIN: 07791735)

**Place: Mumbai**  
**Date: 14th August 2024**



---

### **CFO / Whole Time Director Certification**

We the undersigned in our respective capacities as Chief Financial Officer and Whole Time Director of **Coral Laboratories Limited** to the best of our knowledge we hereby certify that:

- (a) We have reviewed financial statement and the cash flow statement for the year ended March 31, 2024 and that to the best of our knowledge and belief:
  - (i) These statements do not contain any materially untrue statement or omit any material fact or contain statements that might be misleading;
  - (ii) These statements together present a true and fair view of the Company's affairs and are in compliance with existing Accounting Standards, applicable laws and regulations.
- (b) There are, to the best of our knowledge and belief, no transactions entered into by the Company during the year which are fraudulent, illegal or violative of the Company's Code of Conduct.
- (c) We accept responsibility for establishing and maintaining internal controls for financial reporting and that we have evaluated the effectiveness of internal control systems of the Company pertaining to financial reporting and we have disclosed to the Auditors and the Audit Committee, deficiencies in the design or operation of such internal controls, if any, of which we have aware and the steps taken or propose to take to rectify these deficiencies.
- (d) We have indicated to the Auditors and the Audit Committee that -
  - (i) there has not been any significant changes in internal control over financial reporting during the year under reference;
  - (ii) there has not been any significant changes in accounting policies during the year and that the same have been disclosed in the notes to the financial statements; and
  - (iii) there has not been any instances during the year of significant fraud of which we had become aware and the involvement therein, if any, of the management or an employee having a significant role in the Company's internal control system over financial reporting.

**For Coral Laboratories Limited**

**Sd/-**

**GirishM Dhameja**  
**WholeTimeDirector**  
**(DIN:07798455)**

**Sd/-**

**SushmaKadkade**  
**Director&CFO**  
**(DIN:07791735)**

**Place: Mumbai**

**Date: 14th August 2024**





---

## COMPLIANCE CERTIFICATE ON CORPORATE GOVERNANCE

[Under Regulation 34(3) read with Schedule V(E) of the Securities and Exchange Board of India (Listing Obligations and Disclosure Requirements) Regulations, 2015]

To  
The Members  
**Coral Laboratories Limited**

We have examined compliance by **Coral Laboratories Limited** (the Company) with the requirements under the SEBI (Listing Obligations and Disclosure Requirements), Regulations, 2015 (Listing Regulations) relating to corporate governance requirements for the year ended on March 31, 2024.

In our opinion and to the best of my information and according to the explanations given to me and the representation by the Directors and the management, we certify that the Company has complied with the conditions of Corporate Governance as stipulated in the Listing Regulations.

The compliance of conditions of Corporate Governance is the responsibility of the management of the Company. Our examination was limited to procedures and implementation thereof, adopted by the Company for ensuring the compliance of the conditions of Corporate Governance under the Listing Regulations. The examination is neither an audit nor an expression of opinion on the financial statements of the Company or the Corporate Governance Report of the Company.

We state that no investor's grievance is pending unresolved by the Company for a period exceeding one month against the Company as per the records maintained by the Stakeholders Relationship Committee.

We further state that such compliance is neither an assurance to the future viability of the Company nor the efficiency or effectiveness with which the management has conducted the affairs of the Company.

**For & on behalf of**  
**SARK & Associates LLP**  
**(Company Secretaries)**  
**(Peer Review Certificate No.: 1898/2022)**

**SumitKhanna**  
**Mumbai**  
**(Partner)**  
**ACS No. 22135, COP No. 9304**  
**UDIN: A022135F000790694**

**July 20, 2024**



**CERTIFICATE OF NON-DISQUALIFICATION OF DIRECTORS**  
**(Pursuant to Regulation 34(3) and Schedule V Para C clause (10)(i) of the SEBI (Listing Obligations and Disclosure Requirements) Regulations, 2015)**

To  
The Members  
**Coral Laboratories Limited**

We have examined the relevant registers, records, forms, returns and disclosures received from the Directors of **Coral Laboratories Limited** having CIN L24231MH1997PLC422233 and having registered office at Shed No. 3B, Patanwala Compound, Opp Shreyas, LBS Marg, Ghatkopar (West), Mumbai- 400086, Maharashtra (hereinafter referred to as 'the Company'), produced before me by the Company for the purpose of issuing this Certificate, in accordance with Regulation 34(3) read with Schedule V Para-C Sub clause 10(i) of the Securities Exchange Board of India (Listing Obligations and Disclosure Requirements) Regulations, 2015.

In our opinion and to the best of our information and according to the verifications (including Directors Identification Number (DIN) status at the portal ([www.mca.gov.in](http://www.mca.gov.in)) as considered necessary and explanations furnished to us by the Company & its officers, We hereby certify that none of the Directors on the Board of the Company as stated below for the Financial Year ending on March 31, 2024 have been debarred or disqualified from being appointed or continuing as Directors of companies by the Securities and Exchange Board of India, Ministry of Corporate Affairs, or any such Statutory Authority:

| Sr. No. | Name of the Director | DIN      | Designation            | Date of Appointment |
|---------|----------------------|----------|------------------------|---------------------|
| 1.      | GirishDhameja        | 07798455 | Whole time Director    | May 26, 2017        |
| 2.      | Sushma Kade          | 07791735 | Women Director         | May 26, 2017        |
| 3.      | Sheela Kamdar        | 06948522 | Independent Director   | August 12, 2014     |
| 4.      | Saurabh Shah         | 08451204 | Independent Director   | May 28, 2019        |
| 5.      | Malay Doshi          | 09186000 | Independent Director   | May 27, 2021        |
| 6.      | Rajendrasinh Rana    | 09306136 | Non-Executive Director | September 3, 2021   |

Ensuring the eligibility of for the appointment / continuity of every Director on the Board is the responsibility of the management of the Company. Our responsibility is to express an opinion on these based on our verification. This certificate is neither an assurance as to the future viability of the Company nor of the efficiency or effectiveness with which the management has conducted the affairs of the Company.

For & on behalf of  
**SARK & Associates LLP**  
**(Company Secretaries)**  
**(Peer Review Certificate No.: 1898/2022)**

**SumitKhanna**  
**(Partner)**  
**ACS No. 22135, COP No. 9304**  
**UDIN: A022135F000790672**

**July 20, 2024**  
**Mumbai**



---

## INDEPENDENT AUDITORS' REPORT

To  
**THE MEMBERS OF CORAL LABORATORIES LIMITED**

### Report on the Audit of the Financial Statements

#### Opinion

We have audited the accompanying standalone financial statements of Coral Laboratories Limited ("the Company"), which comprise the Balance sheet as at 31st March 2024, and the statement of Profit and Loss including statement of Other Comprehensive Income, the Cash Flow Statement and the Statement of Changes in Equity for the year then ended, and a summary of significant accounting policies and other explanatory information. (hereinafter referred to as the "standalone financial statements").

In our opinion and to the best of our information and according to the explanations given to us, the aforesaid standalone financial statements give the information required by the Companies Act, 2013 (the "Act") in the manner so required and give a true and fair view in conformity with the Indian Accounting Standards prescribed under section 133 of the Act read with the Companies (Indian Accounting Standards) Rules, 2015, as amended, ("Ind AS") and other accounting principles generally accepted in India, of the state of affairs of the Company as at March 31, 2024, and its profit, total comprehensive income, changes in equity and its cash flows for the year ended on that date

#### Basis of Opinion

We conducted our audit of the standalone financial statements in accordance with the Standards on Auditing ("SA's) specified under section 143(10) of the Companies Act, 2013. Our responsibilities under those Standards are further described in the 'Auditor's Responsibilities for the Audit of the standalone Financial Statements' section of our report. We are independent of the Company in accordance with the Code of Ethics issued by the Institute of Chartered Accountants of India (ICAI) together with the ethical requirements that are relevant to our audit of the standalone financial statements under the provisions of the Act and the Rules made thereunder, and we have fulfilled our other ethical responsibilities in accordance with these requirements and the ICAI's Code of Ethics. We believe that the audit evidence obtained by us is sufficient and appropriate to provide a basis for our opinion on the standalone financial statements.

#### Key Audit Matters

Key audit matters are those matters that, in our professional judgment, were of most significance in our audit of the Standalone financial statements for the financial year ended March 31, 2024. These matters were addressed in the context of our audit of the standalone financial statements as a whole, and in forming our opinion thereon, and we do not provide a separate opinion on these matters.

#### Information Other than the Financial Statements and Auditor's Report Thereon

The Company's Board of Directors is responsible for the other information. The other information comprises Board's Report, Report on Corporate governance and Business Responsibility report but does not include the standalone financial statements and our auditor's report thereon.

Our opinion on the Standalone Ind AS financial statements does not cover the other information and we do not express any form of assurance conclusion thereon.

In connection with our audit of the standalone financial statements, our responsibility is to read the other information and, in doing so, consider whether the other information is materially inconsistent with the standalone financial statements or our knowledge obtained during the course of our audit or otherwise appears to be materially misstated. If, based on the work we have performed, we conclude that there is a material misstatement of this other information, we are required to report that fact. We have nothing to report in this regard.

#### Management's Responsibility for the Standalone Financial Statements

The Company's Board of Directors is responsible for the matters stated in section 134(5) of the Companies Act, 2013 ("the Act") with respect to the preparation of these standalone financial statements that give a true and fair view of the financial position, financial performance including other comprehensive income, changes in equity, and cash flows of the Company in accordance with the Indian Accounting Standards (Ind AS) prescribed under section 133 of the Act read with the Companies (Indian Accounting Standards) Rules, 2015, as amended, and other accounting principles generally accepted in India.

This responsibility also includes maintenance of adequate accounting records in accordance with the provisions of the Act for



safeguarding of the assets of the Company and for preventing and detecting frauds and other irregularities; selection and application of appropriate accounting policies; making judgments and estimates that are reasonable and prudent; and design, implementation and maintenance of adequate internal financial controls, that were operating effectively for ensuring the accuracy and completeness of the accounting records, relevant to the preparation and presentation of the financial statement that give a true and fair view and are free from material misstatement, whether due to fraud or error.

In preparing the standalone financial statements, management is responsible for assessing the Company's ability to continue as a going concern, disclosing, as applicable, matters related to going concern and using the going concern basis of accounting unless management either intends to liquidate the Company or to cease operations, or has no realistic alternative but to do so.

The Board of Directors are also responsible for overseeing the Company's financial reporting process.

#### **Auditor's Responsibilities for the Audit of the Standalone Financial Statements**

Our objectives are to obtain reasonable assurance about whether the standalone financial statements as a whole are free from material misstatement, whether due to fraud or error, and to issue an auditor's report that includes our opinion. Reasonable assurance is a high level of assurance, but is not a guarantee that an audit conducted in accordance with SAs will always detect a material misstatement when it exists. Misstatements can arise from fraud or error and are considered material if, individually or in the aggregate, they could reasonably be expected to influence the economic decisions of users taken on the basis of these standalone financial statements.

As part of an audit in accordance with SAs, we exercise professional judgment and maintain professional skepticism throughout the audit. We also:

- Identify and assess the risks of material misstatement of the standalone Ind AS financial statements, whether due to fraud or error, design and perform audit procedures responsive to those risks, and obtain audit evidence that is sufficient and appropriate to provide a basis for our opinion. The risk of not detecting a material misstatement resulting from fraud is higher than for one resulting from error, as fraud may involve collusion, forgery, intentional omissions, misrepresentations, or the override of internal control.
- Obtain an understanding of internal control relevant to the audit in order to design audit procedures that are appropriate in the circumstances. Under section 143(3)(l) of the Act, we are also responsible for expressing our opinion on whether the Company has adequate internal financial controls system in place and the operating effectiveness of such controls.
- Evaluate the appropriateness of accounting policies used and the reasonableness of accounting estimates and related disclosures made by management.
- Conclude on the appropriateness of management's use of the going concern basis of accounting and, based on the audit evidence obtained, whether a material uncertainty exists related to events or conditions that may cast significant doubt on the Company's ability to continue as a going concern. If we conclude that a material uncertainty exists, we are required to draw attention in our auditor's report to the related disclosures in the financial statements or, if such disclosures are inadequate, to modify our opinion. Our conclusions are based on the audit evidence obtained up to the date of our auditor's report. However, future events or conditions may cause the Company to cease to continue as a going concern.
- Evaluate the overall presentation, structure and content of the standalone financial statements, including the disclosures, and whether the standalone financial statements represent the underlying transactions and events in a manner that achieves fair presentation.
- Materiality is the magnitude of misstatements in the Financial Statements that, individually or in aggregate, makes it probable that the economic decisions of a reasonably knowledgeable user of the Financial Statements may be influenced. We consider quantitative materiality and qualitative factors in (i) planning the scope of our audit work and in evaluating the results of our work; and (ii) to evaluate the effect of any identified misstatements in the Financial Statements.

We communicate with those charged with governance regarding, among other matters, the planned scope and timing of the audit and significant audit findings, including any significant deficiencies in internal control that we identify during our audit.

We also provide those charged with governance with a statement that we have complied with relevant ethical requirements regarding independence, and to communicate with them all relationships and other matters that may reasonably be thought to bear on our independence, and where applicable, related safeguards.



From the matters communicated with those charged with governance, we determine those matters that were of most significance in the audit of the standalone financial statements of the current period and are therefore the key audit matters. We describe these matters in our auditor's report unless law or regulation precludes public disclosure about the matter or when, in extremely rare circumstances, we determine that a matter should not be communicated in our report because the adverse consequences of doing so would reasonably be expected to outweigh the public interest benefits of such communication.

#### **Report on Other Legal and Regulatory Requirements**

1. As required by the Companies (Auditor's Report) Order, 2020 ("the Order"), issued by the Central Government of India in terms of sub-section (1) of section 143 of the Act, we give in the "Annexure 1" a statement on the matters specified in paragraphs 3 and 4 of the Order.
  2. As required by Section 143(3) of the Act, we report that:
    - a) We have sought and obtained all the information and explanations which to the best of our knowledge and belief were necessary for the purposes of our audit.
    - b) In our opinion, proper books of account as required by law have been kept by the Company so far as it appears from our examination of those books.
    - c) The Balance Sheet, the Statement of Profit and Loss including other comprehensive income, the Cash Flow Statement and the Statement of Changes in Equity dealt with by this Report are in agreement with the books of account
    - d) In our opinion, the aforesaid standalone financial statements comply with the Accounting Standards specified under Section 133 of the Act, read with relevant rules made thereunder.
    - e) On the basis of the written representations received from the directors as on 31st March, 2024 taken on record by the Board of Directors, none of the directors is disqualified as on 31st March, 2024 from being appointed as a director in terms of Section 164 (2) of the Act.
    - f) With respect to the adequacy of the internal financial controls over financial reporting of the Company and the operating effectiveness of such controls, refer to our separate Report in "Annexure 2" to this report.
    - g) With respect to the other matters to be included in the Auditor's Report in accordance with the requirements of section 197(16) of the Act, as amended, In our opinion and to the best of our information and according to the explanations given to us, the remuneration paid by the Company to its directors during the year is in accordance with the provisions of section 197 of the Act.
    - h) With respect to the other matters to be included in the Auditor's Report in accordance with Rule 11 of the Companies (Audit and Auditors) Rules, 2014, in our opinion and to the best of our information and according to the explanations given to us:
      - i. The Company does not have any pending litigations which would impact its financial position
      - ii. The Company did not have any long-term contracts including derivative contracts for which there were any material foreseeable losses.
      - iii. There has been no delay in transferring amounts, required to be transferred, to the Investor Education and Protection Fund by the Company.
      - iv. (1) The management has represented that, to the best of its knowledge and belief, no funds have been advanced or loaned or invested (either from borrowed funds or share premium or any other sources or kind of funds) by the Company to or in any other persons or entities, including foreign entities ("Intermediaries"), with the understanding, whether recorded in writing or otherwise, that the Intermediary shall:
        - directly or indirectly lend or invest in other persons or entities identified in any manner whatsoever ("Ultimate Beneficiaries") by or on behalf of the Company
- or
- provide any guarantee, security or the like to or on behalf of the Ultimate Beneficiaries.

(2) The management has represented, that, to the best of its knowledge and belief, no funds have been received by the Company from any persons or entities, including foreign entities ("Funding Parties"), with the understanding, whether recorded in writing or otherwise, that the Company shall:



- 
- directly or indirectly lend or invest in other persons or entities identified in any manner whatsoever (“Ultimate Beneficiaries”) by or on behalf of the Funding Party
  - or
  - provide any guarantee, security or the like from or on behalf of the Ultimate Beneficiaries; and
- (3) Based on such audit procedures as considered reasonable and appropriate in the circumstances, nothing has come to our notice that has caused us to believe that the representations under sub-clause (iv) (1) and (iv) (2) contain any material mis-statement
- (v) The company has not declared or paid any dividend during the year in contravention of the provisions of section 123 of the Companies Act, 2013
- (vi) Based on our examination, which included test checks, the Company has used accounting software for maintaining its books of account for the financial year ended March 31, 2024 which has a feature of recording audit trail (edit log) facility, however, the features of recording audit trail (edit log) facility was not enabled during the financial year ended March 31, 2024.

**For M. A. Parekh & Associates  
Chartered Accountants  
Firm Reg No. 121973W**

**Manish Parekh  
Proprietor  
M. No. 044911**

Place: Mumbai  
Date: May 23, 2024  
ICAI UDIN: 23044911BGSDUE4418



---

### Annexure 1 to the Auditors' Report

The Annexure referred to in Independent Auditors' Report to the members of the Company on the standalone financial statements for the year ended 31st March 2024, we report that:

- (i) (a) The Company has maintained proper records showing full particulars, including quantitative details and situation of fixed assets.
- (b) The fixed assets of the company are physically verified by the Management according to a phased programme designed to cover all the items over a period of three years, which, in our opinion, is reasonable having regard to the size of the company and the nature of its assets. Pursuant to the programme, a portion of the fixed assets has been physically verified by the management during the year and discrepancies noticed between the book records and the physical inventories were not material and have been properly dealt with in the accounts
- (c) According to the information and explanations given to us and on the basis of our examination of the records of the Company, the title deeds of immovable properties are held in the name of the Company.
- (d) According to the information and explanations given to us, the company has not revalued its Property plant and equipment or intangible asset of both during the year.
- (e) According to the information and explanations given to us and on the basis of our examination of the records of the Company, there are no proceedings initiated or pending against the Company for holding any benami property under the Prohibition of Benami Property Transactions Act, 1988 and rules made thereunder.
- (ii) (a) As explained to us, the inventories were physically verified during the year by the Management at reasonable intervals and no material discrepancies were noticed on physical verification.
- (b) According to the information and explanations given to us and on the basis of our examination of the records of the Company, the company has been sanctioned working capital limit in the form of overdraft facility in excess of five crore rupees, in aggregate, from banks on the basis of security of Fixed Deposits and not required to submit quarterly statement or return with the bank.
- (iii) According to the information and explanations given to us, the Company has not granted unsecured loans to bodies corporate, covered in the register maintained under section 189 of the Companies Act, 2013.
- (iv) In our opinion and according to the information and explanations given to us, the Company has complied with the provisions of section 185 and 186 of the Act, with respect to the loans and investments made.
- (v) In our opinion and according to the information and explanations given to us, the Company has not accepted any deposits from the public within the meaning of Sections 73 to 76 of the Act and the Rules framed there under. Accordingly, paragraph 3(v) of the Order is not applicable to the Company.
- (vi) We have broadly reviewed the books of account maintained by the Company as specified under Section 148(1) of the Act, for maintenance of cost records in respect of products manufactured by the Company, and are of the opinion that prima facie, the prescribed accounts and records have been made and maintained. However, we have not made a detailed examination of the cost records with a view to determine whether they are accurate or complete.
- (vii) According to the information and explanations given to us, in respect of statutory dues:
  - (a) The Company has generally been regular in depositing undisputed statutory dues, including Provident Fund, Employees' State Insurance, Income Tax, Goods and Service Tax, Customs Duty, Cess and other material statutory dues applicable to it with the appropriate authorities.
  - (b) There were no undisputed amounts payable in respect of Provident Fund, Employees' State Insurance, Income Tax, Goods and Service Tax, Customs Duty, Cess and other material statutory dues in arrears as at March 31, 2024 for a period of more than six months from the date they became payable.
  - (c) There were no disputed amounts payable in respect of Provident Fund, Employees' State Insurance, Income Tax, Goods and Service Tax, Customs Duty, Cess and other material statutory dues in arrears as at March 31, 2024
- (viii) According to the information and explanations given to us and on the basis of our examination of the records of the Company, the Company has not surrendered or disclosed any transactions, previously unrecorded as income in the books of account, in the tax assessments under the Income-tax Act, 1961 as income during the year.



- (ix) (a) According to the information and explanations given to us and on the basis of our examination of the records of the Company, the Company has not defaulted in repayment of loans or other borrowings or in the payment of interest thereon to any lender.
- (b) According to the information and explanations given to us and on the basis of our examination of the records of the Company, the Company has not been declared a willful defaulter by any bank or financial institution or government or government authority.
- (c) According to the information and explanations given to us by the management, the Company has not obtained any term loans. Accordingly, clause 3(ix)© of the Order is not applicable.
- (d) According to the information and explanations given to us and on an overall examination of the balance sheet of the Company, we report that no funds have been raised on short-term basis by the Company. Accordingly, clause 3(ix)(d) of the Order is not applicable.
- (e) According to the information and explanations given to us and on an overall examination of the financial statements of the Company, we report that the Company has not taken any funds from any entity or person on account of or to meet the obligations of its subsidiaries as defined under the Companies Act, 2013. Accordingly, clause 3(ix)(e) of the Order is not applicable.
- (f) According to the information and explanations given to us and procedures performed by us, we report that the Company has not raised loans during the year on the pledge of securities held in its subsidiaries as defined under the Companies Act, 2013. Accordingly, clause 3(ix)(f) of the Order is not applicable.
- (x) (a) The Company did not raise any money by way of initial public offer or further public offer (including debt instruments) and term loans during the year. Accordingly, paragraph 3 (ix) of the Order is not applicable
- (b) According to the information and explanations given to us and on the basis of our examination of the records of the Company, the Company has not made any preferential allotment or private placement of shares or fully or partly convertible debentures during the year. Accordingly, clause 3(x)(b) of the Order is not applicable.
- (xi) According to the information and explanations given to us, no material fraud by the Company or on the Company by its officers or employees has been noticed or reported during the course of our audit.
- (xii) In our opinion and according to the information and explanations given to us, the Company is not a nidhi company. Accordingly, paragraph 3(xii) of the Order is not applicable.
- (xiii) According to the information and explanations given to us and based on our examination of the records of the Company, transactions with the related parties are in compliance with sections 177 and 188 of the Act where applicable and details of such transactions have been disclosed in the financial statements as required by the applicable accounting standards.
- (xiv) (a) Based on information and explanations provided to us and our audit procedures, in our opinion, the Company has an internal audit system commensurate with the size and nature of its business.
- (b) We have considered the internal audit reports of the Company issued till date for the period under audit.
- (xv) In our opinion and according to the information and explanations given to us, the Company has not entered into any non-cash transaction with its directors or persons connected to its directors and hence, provisions of Section 192 of the Companies Act, 2013 are not applicable to the Company.
- (xvi) (a) The Company is not required to be registered under Section 45-IA of the Reserve Bank of India Act, 1934. Accordingly, clause 3(xvi)(a) of the Order is not applicable.
- (b) The Company is not required to be registered under Section 45-IA of the Reserve Bank of India Act, 1934. Accordingly, clause 3(xvi)(b) of the Order is not applicable.
- (c) The Company is not a Core Investment Company (CIC) as defined in the regulations made by the Reserve Bank of India. Accordingly, clause 3(xvi)© of the Order is not applicable.
- (d) According to the information and explanations provided to us during the course of audit, the Group does not have any CIC. Accordingly, the requirements of clause 3(xvi)(d) are not applicable.
- (xvii) The Company has not incurred cash losses in the current and in the immediately preceding financial year.
- (xviii) There has been no resignation of the statutory auditors during the year. Accordingly, clause 3(xviii) of the Order is not applicable.





- (xix) According to the information and explanations given to us and on the basis of the financial ratios, ageing and expected dates of realization of financial assets and payment of financial liabilities, other information accompanying the financial statements, our knowledge of the Board of Directors and management plans and based on our examination of the evidence supporting the assumptions, nothing has come to our attention, which causes us to believe that any material uncertainty exists as on the date of the audit report that the Company is not capable of meeting its liabilities existing at the date of balance sheet as and when they fall due within a period of one year from the balance sheet date. We, however, state that this is not an assurance as to the future viability of the Company. We further state that our reporting is based on the facts up to the date of the audit report and we neither give any guarantee nor any assurance that all liabilities falling due within a period of one year from the balance sheet date, will get discharged by the Company as and when they fall due.
- (xx) In our opinion and according to the information and explanations given to us, there is no unspent amount under sub-section (5) of Section 135 of the Companies Act, 2013 pursuant to any project. Accordingly, clauses 3(xx)(a) and 3 (xx)(b) of the Order are not applicable.

**For M. A. Parekh & Associates  
Chartered Accountants  
Firm Reg No. 121973W**

**Manish Parekh  
Proprietor  
M. No. 044911**

Place: Mumbai  
Date: May 23, 2024  
ICAI UDIN: 23044911BGSDUE4418



---

## Annexure - 2 to the Auditors' Report

### Report on the Internal Financial Controls under Clause (i) of Sub-section 3 of Section 143 of the Companies Act, 2013 ("the Act")

We have audited the internal financial controls over financial reporting of Coral Laboratories Limited ("the Company") as of 31 March 2024 in conjunction with our audit of the standalone financial statements of the Company for the year ended on that date.

#### Management's Responsibility for Internal Financial Controls

The Company's management is responsible for establishing and maintaining internal financial controls based on the internal control over financial reporting criteria established by the Company considering the essential components of internal control stated in the Guidance Note on Audit of Internal Financial Controls over Financial Reporting issued by the Institute of Chartered Accountants of India ('ICAI'). These responsibilities include the design, implementation and maintenance of adequate internal financial controls that were operating effectively for ensuring the orderly and efficient conduct of its business, including adherence to company's policies, the safeguarding of its assets, the prevention and detection of frauds and errors, the accuracy and completeness of the accounting records, and the timely preparation of reliable financial information, as required under the Companies Act, 2013.

#### Auditors' Responsibility

Our responsibility is to express an opinion on the Company's internal financial controls over financial reporting based on our audit. We conducted our audit in accordance with the Guidance Note on Audit of Internal Financial Controls over Financial Reporting (the "Guidance Note") and the Standards on Auditing, issued by ICAI and deemed to be prescribed under section 143(10) of the Companies Act, 2013, to the extent applicable to an audit of internal financial controls, both applicable to an audit of Internal Financial Controls and, both issued by the Institute of Chartered Accountants of India. Those Standards and the Guidance Note require that we comply with ethical requirements and plan and perform the audit to obtain reasonable assurance about whether adequate internal financial controls over financial reporting was established and maintained and if such controls operated effectively in all material respects.

Our audit involves performing procedures to obtain audit evidence about the adequacy of the internal financial controls system over financial reporting and their operating effectiveness. Our audit of internal financial controls over financial reporting included obtaining an understanding of internal financial controls over financial reporting, assessing the risk that a material weakness exists, and testing and evaluating the design and operating effectiveness of internal control based on the assessed risk. The procedures selected depend on the auditor's judgment, including the assessment of the risks of material misstatement of the financial statements, whether due to fraud or error.

We believe that the audit evidence we have obtained is sufficient and appropriate to provide a basis for our audit opinion on the Company's internal financial controls system over financial reporting.

#### Meaning of Internal Financial Controls over Financial Reporting

A company's internal financial control over financial reporting is a process designed to provide reasonable assurance regarding the reliability of financial reporting and the preparation of financial statements for external purposes in accordance with generally accepted accounting principles. A company's internal financial control over financial reporting includes those policies and procedures that (1) pertain to the maintenance of records that, in reasonable detail, accurately and fairly reflect the transactions and dispositions of the assets of the company; (2) provide reasonable assurance that transactions are recorded as necessary to permit preparation of financial statements in accordance with generally accepted accounting principles, and that receipts and expenditures of the company are being made only in accordance with authorisations of management and directors of the company; and (3) provide reasonable assurance regarding prevention or timely detection of unauthorised acquisition, use, or disposition of the company's assets that could have a material effect on the financial statements.

#### Inherent Limitations of Internal Financial Controls Over Financial Reporting

Because of the inherent limitations of internal financial controls over financial reporting, including the possibility of collusion or improper management override of controls, material misstatements due to error or fraud may occur and not be detected. Also, projections of any evaluation of the internal financial controls over financial reporting to future periods are subject to the risk that the internal financial control over financial reporting may become inadequate because of changes in conditions, or that the degree of compliance with the policies or procedures may deteriorate.



---

**Opinion**

In our opinion, to the best of our information and according to the explanations given to us, the Company has, in all material respects, an adequate internal financial controls system over financial reporting and such internal financial controls over financial reporting were operating effectively as at 31 March 2024, based on the internal control over financial reporting criteria established by the Company considering the essential components of internal control stated in the Guidance Note on Audit of Internal Financial Controls Over Financial Reporting issued by the Institute of Chartered Accountants of India.

**For M. A. Parekh & Associates  
Chartered Accountants  
Firm Reg No. 121973W**

**Manish Parekh  
Proprietor  
M. No. 044911**

Place: Mumbai  
Date: 23rd May, 2024  
ICAI UDIN: 23044911BGSDUE4418



---

## NOTES FORMING PARTS OF FINANCIAL STATEMENTS

### Note 1: Company Information:

Coral Laboratories Limited is a public limited company domiciled in India and is listed on Bombay Stock Exchange (BSE). The company is engaged in manufacturing of Pharmaceutical formulations. Company's manufacturing facilities are located at Daman and Dehradun and corporate office is located at Mumbai. The Registered office of the company is situated at SF-206, Silver Oak complex, B.P.C Road, Vadodara 390020.

### Note 2A. Significant Accounting Policies

#### (a) Basis of preparation and presentation of financial statements

These standalone financial statements of the company have been prepared in all material aspects in accordance with the principles laid down in the Indian Accounting Standards (hereinafter referred to as the ('Ind AS') as notified by Ministry of Corporate Affairs pursuant to section 133 of the Companies Act, 2013 ('the Act') read with Rule 3 of the Companies (Indian Accounting Standards) Rules, 2015 and Companies (Indian Accounting Standards) Rules, 2015 (as amended) and other relevant provisions of the Act and accounting principles generally accepted in India. The Standalone Financial Statements have been prepared on an accrual basis and under historical cost basis, except otherwise stated.

The standalone financial statements for the year ended 31 March 2024 have been reviewed by the Audit Committee and subsequently approved by the Board of Directors at their respective meetings held on May 23, 2024

#### (b) Use of estimates and judgements

These financial statements are prepared under the historical cost convention, except for certain financial instruments which are measured at fair value at the end of reporting period. The preparation of financial statements requires management to make judgments, estimates and assumptions in the application of accounting policies that affect the reported amounts of assets, liabilities, income and expenses. Actual results may differ from these estimates. Continuous evaluation is done on the estimation and judgments based on historical experience and other factors, including expectations of future events that are believed to be reasonable. Revisions to accounting estimates are recognized prospectively

#### (c) Foreign currency transactions

##### (i) Functional and presentation currency

Items included in the financial statements of the Company are measured using the currency of the primary economic environment in which each entity operates ("functional currency"). The financial statements are presented in Indian Rupees (INR), which is the functional currency of the company.

##### (ii) Transactions and Balances

Foreign currency transactions are translated into the functional currency at the exchange rates on the date of transaction. Foreign exchange gains and losses resulting from settlement of such transactions and from translation of monetary assets and liabilities at the year-end exchange rates are generally recognized in the profit and loss.

#### (d) Property, Plant and Equipment

##### (i) Recognition and measurement:

Property, plant and equipment are carried at historical cost of acquisition less accumulated depreciation and accumulated impairment loss, if any. Historical Cost includes taxes, duties, freight and other incidental expenses related to acquisition and installation. Elements of cost also include the initial estimate of the costs of restoring the site of leased premises, referred to as 'site restoration', the obligation for which the Company incurs when the premises are taken on lease. Subsequent expenditure are capitalized only if it is probable that the future economic benefits associated with the expenditure will flow to the entity. Direct cost as well as related incidental expenses incurred on acquisition of fixed assets that are not yet ready for their intended use or not put to use as on the balance sheet date are stated as capital work in progress. There is no revaluation of fixed assets carried



out during the year.

Cost of assets which are not ready for their intended use as on the date of Balance Sheet are carried at cost, comprising of direct costs, related incidental expenses and attributable interest, is shown as Capital work-in-progress.

**(ii) Depreciation:**

Depreciation is provided on the straight line method on the basis of the rates determined based on the estimated useful lives of the assets which are higher than the rates prescribed under Schedule II to the Companies Act, 2013, in order to reflect the actual usage of the assets. Property, plants and equipment purchased /sold during the year, depreciation provided on pro-rata basis.

Estimated useful lives of items of property, plant and equipment are as follows:

| <b>Category</b>  | <b>Useful life</b> |
|--|--------------------|
| Computer hardware, related peripherals etc.                | 3 years            |
| Plant & Machineries  | 15 to 20 years     |
| Other plant and equipment                                  | 5 to 10 years      |
| Furniture and fixtures (Including lease hold improvements) | 10 years           |
| Vehicles   | 8 years            |
| Factory Building   | 30 years           |

The residual values, useful lives and methods of depreciation of property, plant and equipment are reviewed at each financial year end and adjusted prospectively, if appropriate.

Gains and losses on disposals are determined by comparing the sale proceeds with the carrying amount and are recognised within the statement of profit and loss.

**(d) Intangible Assets**

Intangible assets are amortised over their respective individual estimated useful lives on a straight line basis, but not exceeding the period given here under:

| <b>Category</b>    | <b>Useful life</b> |
|--------------------|--------------------|
| Computer softwares | 6 years            |

**(e) Impairment of non-financial assets**

Intangible assets that have an indefinite useful life or intangible assets not ready to use are not subject to amortisation and are tested annually for impairment. Assets that are subject to depreciation / amortisation are reviewed for impairment whenever events or changes in circumstances indicate that the carrying amount may not be recoverable. An impairment loss is recognised for the amount by which the asset's carrying amount exceeds its recoverable amount. The recoverable amount is the higher of an asset's fair value less costs of disposal and value in use. For the purposes of assessing impairment, assets are grouped at the lowest levels for which there are largely independent cash inflows (cash-generating units). Non-financial assets other than goodwill that suffered impairment are reviewed for possible reversal of the impairment at the end of each reporting period.

**(f) Financial Instruments**

**Financial assets**

The Company classifies its financial assets in the following measurement categories:

- a. Those to be measured subsequently at fair value (either through other comprehensive income, or through profit or loss),
- b. and those measured at amortised cost.



The classification depends on the entity's business model for managing the financial assets and the contractual terms of the cash flows.

For assets measured at fair value, gains and losses will either be recorded in the Statement of Profit and Loss or other comprehensive income. For investments in debt instruments, this will depend on the business model in which the investment is held. For investments in equity instruments, this will depend on whether the company has made an irrevocable election at the time of initial recognition to account for the equity investment at fair value through other comprehensive income.

#### **Initial recognition:**

At initial recognition, the company measures a financial asset at its fair value plus, in the case of a financial asset not at fair value through profit or loss, transaction costs that are directly attributable to the acquisition of the financial asset. Transaction costs of financial assets carried at fair value through profit or loss are expensed in profit or loss. Purchases or sales of financial assets that require delivery of assets within a time frame established by regulation or convention in the market place (regular day trades) are recognized on the trade date, i.e., the date that the Company commits to purchase or sell the asset.

#### **Subsequent measurement:**

The Company classifies its financial assets in the following categories:

**i) Financial assets at amortized cost-** Assets that are held for collection of contractual cash flows where those cash flows represent solely payments of principal and interest are measured at amortised cost.

They are presented as current assets, except for those maturing later than 12 months after the reporting date which are presented as non-current assets. Financial assets are measured initially at fair value plus transaction costs and subsequently carried at amortised cost using the effective interest method, less any impairment loss.

**ii) Fair value through other comprehensive income (FVTOCI) -** Assets that are held for collection of contractual cash flows and for selling the financial assets, where the assets' cash flows represent solely payments of principal and interest, are measured at fair value through other comprehensive income (FVTOCI). Movements in the carrying amount are taken through OCI, except for the recognition of impairment gains or losses and interest revenue which are recognised in profit and loss. When the financial asset is derecognised, the cumulative gain or loss previously recognised in OCI is reclassified from equity to profit or loss and recognised in other gains/ (losses). Interest income from these financial assets is included in other income using the effective interest rate method.

**iii) Financial assets at FVTPL -** Financial assets that do not meet the criteria for amortised cost or fair value through other comprehensive income (FVTOCI) are measured at fair value through profit or loss (FVTPL), with fair value gain and losses recognized in Profit and loss account.

**iv) Impairment of financial assets -** The Company assesses at each balance sheet date whether there is objective evidence that a financial asset or a group of financial assets is impaired. A financial asset or a group of financial assets is impaired and impairment losses are incurred only if there is objective evidence of impairment as a result of one or more events that occurred after the initial recognition of the asset (a 'loss event') and that loss event (or events) has an impact on the estimated future cash flows of the financial asset or group of financial assets that can be reliably estimated.

#### **Financial liabilities**

##### **Initial recognition and measurement**

Financial liabilities are recognised when the company becomes a party to the contractual provisions of the instrument. Financial liabilities are initially measured at the amortised cost unless at initial recognition, they are classified as fair value through profit and loss

##### **Subsequent measurement:**

Financial liability are subsequently measured at amortised cost using effective interest method. For trade and other payable maturing within one year from the balance sheet date, the carrying value approximates fair value due to short maturity of these investments

##### **Fair Value Measurement**

Fair value is the price that would be received to sell an asset or paid to transfer a liability in an orderly transaction between market



participants at the measurement date. The fair value measurement is based on the presumption that the transaction to sell the asset or transfer the liability takes place either:

- In the principal market for the asset or liability, or
- In the absence of a principal market, in the most advantageous market for the asset or liability.

The principal or the most advantageous market must be accessible by the company. The fair value of an asset or a liability is measured using the assumptions that market participants would use when pricing the asset or liability, assuming that market participants act in their best economic interest.

A fair value measurement of a non-financial asset takes into account a market participant's ability to generate economic benefits by using the asset in its highest and best use or by selling it to another market participant that would use the asset in its highest and best use.

All assets and liabilities for which fair value is measured or disclosed in the financial statements are categorized within the fair value hierarchy that categorizes into three levels, described as follows, the inputs to valuation techniques used to measure value. The fair value hierarchy gives the highest priority to quoted prices in active markets for identical assets or liabilities (Level 1 inputs) and the lowest priority to unobservable inputs (Level 3 inputs).

Level 1 - quoted (unadjusted) market prices in active markets for identical assets or liabilities

Level 2 - inputs other than quoted prices included within Level 1 that are observable for the asset or liability, either directly or indirectly

Level 3 - inputs that are unobservable for the asset or liability.

For assets and liabilities that are recognized in the financial statements at fair value on a recurring basis, the Company determines whether transfers have occurred between levels in the hierarchy by re-assessing categorization at the end of each reporting period and discloses the same.

#### **(g) Inventories**

i) Inventories are valued at lower of cost and net realizable value. Cost of inventories comprises, cost of purchase, cost of conversion and other cost incurred in bringing them to their present location and conditions.

ii) The company has a policy of writing off 20% of Stores and Spares purchased during the year in Daman and Dehradun Plant.

iii) The company has identified slow moving stock for more than 3 years old and it is valued at Cost or Net Realizable value whichever is lower.

#### **(h) Employee Benefits**

##### **Short Term Employee Benefits**

All employee benefits payable within twelve months of rendering the service are recognised in the period in which the employee renders the related service.

##### **Long Term Employee Benefits**

###### **(i) Defined Contribution Plans**

Provident Fund: Contribution towards provident fund for certain employees is made to the regulatory authorities, where the Company has no further obligations. Such benefits are classified as Defined Contribution Schemes as the Company does not carry any further obligations, apart from the contributions made on a monthly basis.

###### **(ii) Defined Benefit Plans**

Gratuity: The Company provides for gratuity, a defined benefit plan (the "Gratuity Plan") covering eligible employees in accordance with the Payment of Gratuity Act, 1972. The Gratuity Plan provides a lump sum payment to vested employees at retirement, death, incapacitation or termination of employment, of an amount based on the respective employee's salary and the tenure of employment. The Company's liability is actuarially determined (using the Projected Unit Credit method) at the end



of each year, carried out by an independent actuary and contributed to employees Gratuity Fund.

The present value of the defined benefit obligation is determined by discounting the estimated future cash outflows by reference to market yields at the end of the reporting period on government bonds that have terms approximating the terms of the related obligation.

Re measurements, comprising of actuarial gains and losses, the effect of the asset ceiling, excluding amounts included in net interest on the net defined benefit liability and the return on plan assets (excluding amounts included in net interest on the net defined benefit liability), are recognised immediately in the balance sheet with a corresponding debit or credit to retained earnings through OCI in the period in which they occur. Re measurements are not reclassified to profit or loss in subsequent periods.

Net interest is calculated by applying the discount rate to the net defined benefit liability or asset.

#### **(l) Provisions**

Provisions are recognized when the Company has a present obligation (legal or constructive) as a result of a past event, it is probable that an outflow of economic benefits will be required to settle the obligation, and a reliable estimate can be made of the amount of the obligation.

The amount recognized as a provision is the best estimate of the consideration required to settle the present obligation at the end of the reporting period, taking into account the risks and uncertainties surrounding the obligation.

These estimates are reviewed at each reporting date and adjusted to reflect the current best estimates. If the effect of time value of money is material, provisions are discounted. The discount rate used to determine the present value is a pre- tax rate that reflects current market assessments of the time value of money and the risks specific to the liability.

#### **(j) Income Tax**

##### **i) Current Income Tax:**

The income tax expense or credit for the period is the tax payable on the current period's taxable income based on the applicable income tax rate adjusted by changes in deferred tax assets and liabilities attributable to temporary differences and to unused tax losses, if any.

The current income tax charge is calculated on the basis of the tax laws enacted or substantively enacted at the end of the reporting period. Management periodically evaluates positions taken in tax returns with respect to situations in which applicable tax regulation is subject to interpretation. It establishes provisions where appropriate on the basis of amounts expected to be paid to the tax authorities.

##### **ii) Deferred Tax:**

Deferred tax is provided using the balance sheet approach on temporary differences between the tax bases of assets and liabilities and their carrying amounts for financial reporting purposes at the reporting date.

Deferred tax assets are recognised to the extent that it is probable that taxable profit will be available against which the deductible temporary differences, and the carry forward of unused tax credits and unused tax losses can be utilised.

The tax rates and tax laws used to compute the tax are those that are enacted or substantively enacted at the reporting date.

Deferred tax assets and liabilities are offset when there is a legally enforceable right to offset current tax assets and liabilities. Current tax assets and tax liabilities are offset where the entity has a legally enforceable right to offset and intends either to settle on a net basis, or to realise the asset and settle the liability simultaneously.

#### **(k) Revenue recognition**

##### **Sale of goods and services**





Revenue is measured at the fair value of the consideration received or receivable, and represents amounts net of discounts / rebates, returns, other customer incentives and value added taxes. The company recognises revenue when the amount of revenue can be reliably measured; when it is probable that future economic benefits will flow to the entity; and when specific criteria have been met for each of the company's activities. The company bases its estimate of return on historical results, taking into consideration the type of customer, the type of transaction and the specifics of each arrangement.

#### **Interest income**

Interest income is recognised using the effective interest method. When a loan and receivable is impaired, the company reduces the carrying amount to its recoverable amount, being the estimated future cash flow discounted at the original effective interest rate of the instrument, and continues unwinding the discount as interest income. Interest income on impaired loan and receivables is recognised using the original effective interest rate.

#### **Investment income**

Incomes from investments are accounted on an accrual basis. Dividend income is accounted when right to receive dividend is established.

#### **Other income**

Incomes from Export incentive such as duty drawback and sale of License are booked on cash basis.

#### **(l) Cash and Cash Equivalents**

For the purpose of the statement of cash flows, cash and cash equivalents consist of cash at bank, cash in hand and book overdraft. In the balance sheet, book overdraft is shown within other current financial liabilities as they are not considered an integral part of company's cash management.

#### **(m) Earnings per share**

The Company presents basic and diluted earnings per share data for its ordinary shares. Basic earnings per share is calculated by dividing the profit or loss attributable to ordinary shareholders of the Company by the weighted average number of ordinary shares outstanding during the year. Diluted earnings per share is determined by adjusting the profit or loss attributable to ordinary shareholders and the weighted average number of ordinary shares outstanding, adjusted for own shares held, for the effects of all dilutive potential ordinary shares.

#### **(n) Contingent Liabilities and Contingent Assets**

Contingent liabilities exist when there is a possible obligation arising from past events, the existence of which will be confirmed only by the occurrence or non-occurrence of one or more uncertain future events not wholly within the control of the Company, or a present obligation that arises from past events where it is either not probable that an outflow of resources will be required or the amount cannot be reliably estimated. Contingent liabilities are appropriately disclosed unless the possibility of an outflow of resources embodying economic benefits is remote.

A contingent asset is disclosed, where an inflow of economic benefits is probable. A contingent assets is not recognised unless the recovery is virtually certain.

#### **(o) Rounding of amounts and previous year's figures**

All amounts disclosed in the financial statements and notes have been rounded off to the nearest lakhs as per the requirement of Schedule III, unless otherwise stated.

Previous years are regrouped wherever necessary.

#### **Note 2B: Critical accounting judgment, estimates and assumptions**



---

The preparation of the financial statements requires management to exercise judgment and to make estimates and assumptions. These estimates and associated assumptions are based on historical experiences and various other factors that are believed to be reasonable under the circumstances. Actual results may differ from these estimates. The estimates and underlying assumptions are reviewed on an ongoing basis. Revision to accounting estimates are recognised in the period in which the estimate is revised if the revision affect only that period, or in the period of the revision and future periods if the revision affects both current and future period.

The areas involving critical estimates or judgements are:

**(a) Useful lives of Property plant and equipment and Intangible assets**

Depreciation and amortisation is based on management estimates of the future useful lives of the property, plant and equipment and intangible assets. Estimates may change due to technological developments, competition, changes in market conditions and other factors and may result in changes in the estimated useful life and in the depreciation and amortisation charges.

**(b) Taxation**

The Company reviews the carrying amount of deferred tax assets at the end of each reporting period for its recoverability against probable future profits.

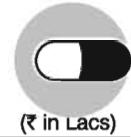
**(c) Employee Benefits**

The present value of the gratuity obligations depends on a number of factors that are determined on an actuarial basis using a various assumptions. One of the critical assumptions used in determining the net cost (income) for these obligations include the discount rate. Any changes in these assumptions will impact the carrying amount of pension obligations.

**(d) Provisions**

Provisions are based on management's best estimate of the liabilities based on the facts known at the balance sheet date.

# BALANCE SHEET AS AT 31<sup>ST</sup> MARCH, 2024



| Particulars   | Note No. | As at<br>31 <sup>st</sup> March, 2024 | As at<br>31 <sup>st</sup> March, 2023 |
|---|----------|---------------------------------------|---------------------------------------|
| <b>A ASSETS</b>   |          |                                       |                                       |
| <b>I Non-current assets</b>   |          |                                       |                                       |
| (a) Property, Plant and Equipment   | 3        | 2,327.37                              | 2,428.21                              |
| (b) Capital Work in Progress  | 4        | -                                     | -                                     |
| (c) Investment property   | 3        | 94.23                                 | 96.42                                 |
| (d) Other Intangible Assets   | 5        | 6.32                                  | 1.77                                  |
| (e) Financial Assets  |          |                                       |                                       |
| (i) Investments   | 6        | 2,403.52                              | 1,740.93                              |
| (ii) Trade Receivables  | 7        | -                                     | -                                     |
| (iii) Loans   | 8        | 35.00                                 | 35.00                                 |
| (iv) Other financial assets   | 9        | 209.75                                | 216.85                                |
| (f) Deferred Tax Assets (net)   |          | -                                     | -                                     |
| (g) Other non-current assets  | 10       | 106.36                                | 561.37                                |
| <b>Total non-current assets</b>   |          | <b>5,182.56</b>                       | <b>5,080.54</b>                       |
| <b>II Current Assets</b>  |          |                                       |                                       |
| (a) Inventories   | 11       | 1,515.68                              | 1,250.40                              |
| (b) Financial Assets  |          |                                       |                                       |
| (i) Investments   | 12       | 2,571.52                              | 2,387.94                              |
| (ii) Trade Receivables  | 7        | 2,819.31                              | 2,342.08                              |
| (iii) Cash and Cash Equivalents   | 13       | 207.14                                | 613.04                                |
| (iv) Bank Balance other than (iii) above  | 13.1     | 5,921.13                              | 3,427.67                              |
| (v) Loans   | 8        | 19.53                                 | 20.21                                 |
| (vii) Other financial assets  | 9        | -                                     | -                                     |
| (c) Current Tax Assets (net)  | 14       | 490.52                                | 200.39                                |
| (d) Other Current Assets  | 10       | 1,840.65                              | 2,112.27                              |
| <b>Total Current Assets</b>   |          | <b>15,385.49</b>                      | <b>12,354.00</b>                      |
| <b>Total Assets</b>   |          | <b>20,568.05</b>                      | <b>17,434.54</b>                      |
| <b>B EQUITY &amp; LIABILITIES</b>   |          |                                       |                                       |
| <b>Equity</b>   |          |                                       |                                       |
| (a) Equity Share Capital  | 15a      | 357.26                                | 357.26                                |
| (b) Other Equity  | 15b      | 17,392.40                             | 15,122.55                             |
| <b>Total Equity</b>   |          | <b>17,749.66</b>                      | <b>15,479.81</b>                      |
| <b>Liabilities</b>  |          |                                       |                                       |
| <b>I Non - Current Liabilities</b>  |          |                                       |                                       |
| (a) Financial Liabilities   |          |                                       |                                       |
| (i) Borrowings  | 16       | -                                     | -                                     |
| (ii) Trade Payables   | 17       |                                       |                                       |
| (A) total outstanding dues of micro enterprises<br>and small enterprises                      |          | -                                     | -                                     |
| (B) total outstanding dues of creditors other<br>than micro enterprises and small enterprises |          | -                                     | -                                     |
| (iii) Other non-current financial liabilities   | 18       | 32.29                                 | 32.42                                 |
| (b) Provisions  | 19       | 39.22                                 | 482.70                                |
| (c) Deferred Tax Liabilities (Net)  | 20       | 256.96                                | 253.58                                |
| <b>(d) Other non-current liabilities</b>  | 21       | -                                     | -                                     |
| <b>Total Non-Current Liabilities</b>  |          | <b>328.46</b>                         | <b>768.70</b>                         |



## BALANCE SHEET AS AT 31<sup>ST</sup> MARCH, 2024

(₹ in Lacs)

| Particulars   | Note No. | As at<br>31 <sup>st</sup> March, 2024 | As at<br>31 <sup>st</sup> March, 2023 |
|---|----------|---------------------------------------|---------------------------------------|
| <b>II Current Liabilities</b>   |          |                                       |                                       |
| (a) Financial Liabilities   |          |                                       |                                       |
| (i) Borrowings  | 16       | -                                     | -                                     |
| (ii) Trade Payables   | 17       | -                                     | -                                     |
| (A) total outstanding dues of micro enterprises<br>and small enterprises                      |          | 250.48                                | 140.65                                |
| (B) total outstanding dues of creditors other<br>than micro enterprises and small enterprises |          | 1,073.52                              | 280.52                                |
| (iii) Other current financial liabilities   | 18       | -                                     | -                                     |
| (b) Other Current Liabilities   | 21       | 538.42                                | 395.70                                |
| (c) Provisions  | 19       | 136.58                                | 187.16                                |
| (d) Current Tax Liability (net)   | 22       | 490.92                                | 182.00                                |
| <b>Total Current Liabilities</b>  |          | <b>2,489.92</b>                       | <b>1,186.03</b>                       |
| <b>Total Liabilities</b>  |          | <b>2,818.39</b>                       | <b>1,954.73</b>                       |
| <b>Total Equity and Liabilities</b>   |          | <b>20,568.05</b>                      | <b>17,434.54</b>                      |

See accompanying Notes to the Financial Statement

1-42

In terms of our report attached

For and on Behalf of the Board of Directors

**For M. A. Parekh & Associates**  
Chartered Accountants  
(Firm Reg No. 121973W)

Sushma S Kadkade

Girish M Dhameja

Ruchi Pipara

Manish Parekh  
Proprietor  
Membership No. 044911

Sd/-  
Director & CFO  
DIN : 07791735

Sd/-  
Whole time Director  
DIN : 07798455

Sd/-  
Company Secretary

Place : Mumbai  
Date : 23/05/2024

Place : Mumbai  
Date : 23/05/2024

# STATEMENT OF PROFIT & LOSS FOR THE YEAR ENDED 31<sup>ST</sup> MARCH, 2024



(₹ in Lacs)

| Particulars  | Notes | Year ended<br>31 <sup>st</sup> March, 2024 | Year ended<br>31 <sup>st</sup> March, 2023 |
|--|-------|--|--|
| Revenue from Operations  |       |  |  |
| Revenue From Operations  | 23    | 8,366.04                                   | 7,811.85                                   |
| Other Income   | 24    | 663.24                                     | 689.50                                     |
| <b>Total Income (I)</b>  |       | <b>9,029.28</b>                            | <b>8,501.35</b>                            |
| <b>Expenses</b>  |       |  |  |
| Cost of material consumed  | 25    | 3,968.08                                   | 4,140.02                                   |
| Purchase of stock-in-trade   | 26    | 69.52                                      | 70.64                                      |
| Changes in Inventory of finished goods/work-in-progress/stock-in-trade                     | 27    | (313.00)                                   | 363.52                                     |
| Employees Benefits Expense   | 28    | 1,119.95                                   | 1,113.36                                   |
| Finance Cost   | 29    | 0.02                                       | 33.85                                      |
| Depreciation & Amortisation of Expense   | 30    | 197.57                                     | 218.02                                     |
| Other Expenses   | 31    | 1,897.59                                   | 1,743.16                                   |
| <b>Total Expenses (II)</b>   |       | <b>6,939.74</b>                            | <b>7,682.56</b>                            |
| <b>Profit before Exceptional Items &amp; Tax (III=I-II)</b>                                |       | <b>2,089.54</b>                            | <b>818.80</b>                              |
| Less: Exceptional Items (Provision of Income tax earlier Year) (IV)                        |       | 16.35                                      | (3.81)                                     |
| <b>Profit before Tax (V=III-IV)</b>  |       | <b>2,073.19</b>                            | <b>822.61</b>                              |
| <b>Tax Expense</b>   |       |  |  |
| Current Tax  | 32(a) | 490.92                                     | 182.00                                     |
| Deferred Tax Asset   | 32(b) | 3.38                                       | (3.93)                                     |
| <b>Total Tax Expenses (VI)</b>   |       | <b>494.30</b>                              | <b>178.07</b>                              |
| <b>Profit for the period (VII=V-VI)</b>  |       | <b>1,578.90</b>                            | <b>644.54</b>                              |
| <b>Other Comprehensive Income (OCI)</b>  |       |  |  |
| A (i) Items that will not be reclassified to Statement of Profit or Loss                   |       |  |  |
| - Change in fair value of Equity Instruments through OCI                                   |       | 689.21                                     | (776.30)                                   |
| - Change in fair value of Re-measurement of Post Employment benefit Obligation through OCI |       | 1.75                                       | 6.25                                       |
| (ii) Income Tax relating to items that will not be reclassified to Profit or Loss          |       | -  | -  |
| B (i) Items that will be reclassified subsequently to Statement of Profit & Loss           |       | -  | -  |
| (ii) Income Tax relating to items that will not be reclassified to Profit or Loss          |       | -  | -  |
| <b>Total Other Comprehensive Income, net of taxes (VIII)</b>                               |       | <b>690.95</b>                              | <b>(770.04)</b>                            |
| <b>"Total Comprehensive Income for the period (VII+VIII)</b>                               |       | <b>2,269.85</b>                            | <b>(125.50)</b>                            |
| (Comprising Profit (Loss) and Other Comprehensive Income for the period)"                  |       |  |  |

See accompanying notes to the financial Statement

1-42

As per our report of even dated attached

In terms of our report attached  
For M. A. Parekh & Associates  
Chartered Accountants  
(Firm Reg No. 121973W)

For and on Behalf of the Board of Directors

Manish Parekh  
Proprietor  
Membership No. 044911

Sushma S Kadcade  
Director  
DIN : 07791735

Girish M Dhameja  
Director  
DIN : 07798455

Ruchi Pipara  
Company Secretary

Place : Mumbai  
Date : 23/05/2024

Place : Mumbai  
Date : 23/05/2024



## CASH FLOW STATEMENT FOR THE YEAR ENDED 31<sup>st</sup> MARCH, 2024

(₹ in Lacs)

| Particulars  | For the year ended<br>31st March, 2024 | For the year ended<br>31st March, 2023 |
|--|--|--|
| <b>A Net cash generated/(used) in Operating Activities</b>               |  |  |
| Profit before tax  | 2,089.54                               | 818.80                                 |
| <b>Adjustments for:</b>  |  |  |
| Depreciation and amortization expense                                    | 197.57                                 | 218.02                                 |
| Interest income  | (335.58)                               | (178.74)                               |
| Finance costs  | 0.02                                   | 33.85                                  |
| Profit on Sale of Investments  | (37.34)                                | (13.56)                                |
| Dividend Received  | (21.32)                                | (21.29)                                |
| <b>Operating Profit before working capital changes</b>                   | <b>1,892.90</b>                        | <b>857.08</b>                          |
| <b>Adjustments for:</b>  |  |  |
| (Increase)/decrease in Trade receivables                                 | (477.22)                               | 1,469.35                               |
| (Increase)/decrease in Other Bank Balance                                | (2,493.47)                             | 69.29                                  |
| (Increase)/decrease in Inventories                                       | (265.29)                               | 585.84                                 |
| (Increase)/decrease in Other Current Assets (Current & Non Current)      | 726.62                                 | (756.00)                               |
| Increase/(decrease) in Trade Payables                                    | 902.84                                 | (511.32)                               |
| Increase/(decrease) in Other Financial Liability (Current & Non Current) | (0.13)                                 | (8.01)                                 |
| Increase/(decrease) in Other Financial Assets (Current & Non Current)    | 7.10                                   | (33.38)                                |
| Increase/(decrease) in provisions (Current & Non Current)                | (494.07)                               | 50.74                                  |
| Increase/(decrease) in Other Current Liabilities                         | 142.72                                 | (260.16)                               |
| <b>Cash generated from operations</b>                                    | <b>(57.99)</b>                         | <b>1,463.43</b>                        |
| Taxes paid (Net of refunds)  | 488.47                                 | 196.91                                 |
| <b>Net cash flow from operating activities</b>                           | <b>(546.46)</b>                        | <b>1,266.52</b>                        |
| <b>B Net cash generated/(used) from Investing Activities</b>             |  |  |
| Purchases of Property, Plant & Equipment                                 | (99.10)                                | (194.54)                               |
| Interest received  | 335.58                                 | 178.74                                 |
| Dividend received  | 21.32                                  | 21.29                                  |
| Purchase of investments  | -                                      | (200.00)                               |
| Sale of investments  | 18.18                                  | 26.86                                  |
| OCI Income   | (136.06)                               | (93.82)                                |
| <b>Net Cash generated/ (used) in Investing Activities</b>                | <b>139.91</b>                          | <b>(261.47)</b>                        |
| <b>C Net cash generated/(used) from Financing Activities</b>             |  |  |
| Acceptance / (Repayment) of borrowings & loans                           | 0.68                                   | (608.76)                               |
| Finance costs  | (0.02)                                 | (33.85)                                |
| <b>Net cash flow from / (used in) financing activities</b>               | <b>0.66</b>                            | <b>(642.61)</b>                        |
| <b>D Net cash flow generated / (used)</b>                                |  |  |
| Cash & Cash Equivalents as at beginning of the year                      | 613.04                                 | 250.60                                 |
| Effect of exchange differences on restatement of foreign currency        |  |  |
| Cash and cash equivalents  |  |  |
| <b>Cash &amp; Cash equivalents as at end of the year</b>                 | <b>207.14</b>                          | <b>613.04</b>                          |

In terms of our report attached

For and on Behalf of the Board of Directors

For **M. A. Parekh & Associates**  
Chartered Accountants  
(Firm Reg No. 121973W)

Mrs. Sushma S Kadkade

Mr. Girish M Dhameja

Ms. Ruchi Pipara

Manish Parekh  
Proprietor  
Membership No. 044911

Sd/-  
Director & CFO  
DIN: 07791735

Sd/-  
Whole Time Director  
DIN: 07798455

Sd/-  
Company Secretary

Place : Mumbai  
Date : 23rd May 2024

Place : Mumbai  
Date : 23rd May 2024

## NOTES FORMING PART OF THE FINANCIAL STATEMENTS



### A. Equity Share Capital (Refer Note 15)

#### (1) Current reporting period

(₹ in lacs)

| Particulars                    | Balance as at 01.04.2023 | Changes in Equity Share Capital due to prior period errors | Restated balance at the beginning of the reporting period | Changes in Equity Share Capital during the year | Balance as at 31.03.2024 |
|--------------------------------|--------------------------|--|---|---|--------------------------|
| Authorised                     | 1,000.00                 | -  | 1,000.00  | -   | 1,000.00                 |
| Issued, Subscribed and Paid-up | 357.26                   | -  | 357.26  | -   | 357.26                   |

#### (2) Previous reporting period

(₹ in lacs)

| Particulars                    | Balance as at 01.04.2022 | Changes in Equity Share Capital due to prior period errors | Restated balance at the beginning of the reporting period | Changes in Equity Share Capital during the year | Balance as at 31.03.2023 |
|--------------------------------|--------------------------|--|---|---|--------------------------|
| Authorised                     | 1,000.00                 | -  | 1,000.00  | -   | 1,000.00                 |
| Issued, Subscribed and Paid-up | 357.26                   | -  | 357.26  | -   | 357.26                   |

### B. Other Equity (Refer Note 15)

#### (1) Current reporting period

(₹ in lacs)

| Particulars   | Reserve and Surplus |                   | Fair Value of Equity instruments through other comprehensive income | Total     |
|---|---------------------|-------------------|---|-----------|
|   | General Reserves    | Retained Earnings |   |           |
| <b>Balance as at 01st April, 2023</b>   | 420.51              | 13,167.25         | 1,534.79  | 15,122.55 |
| Changes in accounting policies/prior period errors                            | -                   | -                 | -   | -         |
| <b>Restated Balance as at 01st April, 2023 (A)</b>                            | 420.51              | 13,167.25         | 1,534.79  | 15,122.55 |
| <b>Additions during the year:</b>   |                     |                   |   |           |
| Profit for the year   | -                   | 1,578.90          | -   | 1,578.90  |
| Items of OCI for the year, net of tax   |                     |                   |   |           |
| - Net fair value gain on investments in equity instruments through OCI        | -                   | -                 | 689.21  | 689.21    |
| - Net fair value gain on Re-measurement of Post Employment benefit Obligation | -                   | -                 | 1.75  | 1.75      |
| <b>Total Comprehensive Income for the year 2023-24 (B)</b>                    | -                   | 1,578.90          | 690.95  | 2,269.85  |
| <b>Reductions during the year:</b>  |                     |                   |   |           |
| Dividend Paid   | -                   | -                 | -   | -         |
| <b>Total (C)</b>  | -                   | -                 | -   | -         |
| <b>Balance as at 31st March, 2024(E)=(A)+(B)-(C)</b>                          | 420.51              | 14,746.15         | 2,225.74  | 17,392.40 |



## NOTES FORMING PART OF THE FINANCIAL STATEMENTS

### (2) Previous reporting period

(₹ in lacs)

| Particulars   | Reserve and Surplus |                   | Fair Value of Equity instruments through other comprehensive income | Total           |                  |
|---|---------------------|-------------------|---|-----------------|------------------|
|   | General Reserves    | Retained Earnings |   |                 |                  |
| <b>Balance as at 01st April, 2022</b>   | -                   | 420.51            | 12,522.71   | 2,304.83        | 15,248.05        |
| Changes in accounting policies/prior period errors                            | -                   | -                 | -   | -               | -                |
| <b>Restated Balance as at 01st April, 2022 (A)</b>                            | -                   | 420.51            | 12,522.71   | 2,304.83        | 15,248.05        |
| <b>Additions during the year:</b>   |                     |                   |   |                 |                  |
| Profit for the year   | -                   | -                 | 644.54  | -               | 644.54           |
| Items of OCI for the year, net of tax   | -                   | -                 | -   | -               | -                |
| - Net fair value gain on investments in equity instruments through OCI        | -                   | -                 | -   | (776.30)        | (776.30)         |
| - Net fair value gain on Re-measurement of Post Employment benefit Obligation | -                   | -                 | -   | 6.25            | 6.25             |
| <b>Total Comprehensive Income for the year 2022-23 (B)</b>                    | -                   | -                 | <b>644.54</b>   | <b>(770.04)</b> | <b>(125.50)</b>  |
| <b>Reductions during the year:</b>  |                     |                   |   |                 |                  |
| Dividend Paid   | -                   | -                 | -   | -               | -                |
| <b>Total (C)</b>  | -                   | -                 | -   | -               | -                |
| <b>Balance as at 31st March, 2023(E)=(A)+(B)-( C)</b>                         | -                   | <b>420.51</b>     | <b>13,167.25</b>  | <b>1,534.79</b> | <b>15,122.55</b> |

Significant accounting policies and key accounting estimates and judgements (Refer note 2)

The accompanying notes mentioned are an integral part of the Standalone Financial Statements

As per our report of even dated attached

In terms of our report attached

For M. A. Parekh & Associates  
Chartered Accountants  
(Firm Reg No. 121973W)

For and on Behalf of the Board of Directors

Manish Parekh  
Proprietor  
Membership No. 044911

Sushma S Kadkade  
Director  
DIN : 07791735

Girish M Dhameja  
Director  
DIN : 07798455

Ruchi Pipara  
Company Secretary

Place : Mumbai

Place : Mumbai

Date : 23/05/2024

Date : 23/05/2024



## NOTES FORMING PART OF THE FINANCIAL STATEMENTS



### Note 3 - Property, plant and equipment Current year

(₹ in Lacs)

| Particulars                       | Opening as at<br>01.04.2023 | Addition<br>during | Disposals /<br>Other<br>Adjustments | Closing as at<br>31.03.2024 | Opening as at<br>01.04.2023 | Addition<br>during<br>the Year | Deduction/<br>Adjustments | Closing<br>as at<br>31.03.2024 | Closing<br>as at<br>31.03.2024 |
|-----------------------------------|-----------------------------|--------------------|-------------------------------------|-----------------------------|-----------------------------|--------------------------------|---------------------------|--------------------------------|--------------------------------|
| <b>I. Tangible Assets</b>         |                             |                    |                                     |                             |                             |                                |                           |                                |                                |
| Buildings                         | 1,359.70                    | 2.47               | -                                   | 1,362.17                    | 615.02                      | 35.75                          | -                         | 650.76                         | 711.41                         |
| Plant and Machinery               | 2,972.63                    | 38.44              | -                                   | 3,011.07                    | 1,395.91                    | 136.07                         | -                         | 1,531.98                       | 1,479.09                       |
| Furniture and Fixtures            | 222.40                      | 1.60               | 7.00                                | 217.00                      | 171.00                      | 7.64                           | 4.02                      | 174.62                         | 42.38                          |
| Vehicles                          | 201.55                      | 49.33              | 4.15                                | 246.73                      | 161.75                      | 8.95                           | 1.37                      | 169.33                         | 77.39                          |
| Office Equipments                 | 69.64                       | 2.14               | 8.88                                | 62.91                       | 61.12                       | 3.61                           | 8.34                      | 56.38                          | 6.53                           |
| Computers                         | 82 83.96                    | 6.41               | -                                   | 90.38                       | 76.88                       | 2.93                           | -                         | 79.81                          | 10.57                          |
| <b>Sub Total - (I)</b>            | <b>4,909.88</b>             | <b>100.41</b>      | <b>20.03</b>                        | <b>4,990.26</b>             | <b>2,481.67</b>             | <b>194.94</b>                  | <b>13.72</b>              | <b>2,662.89</b>                | <b>2,327.37</b>                |
| <b>II. Investment in Property</b> | 136.45                      | -                  | -                                   | 136.45                      | 40.04                       | 2.19                           | -                         | 42.22                          | 94.23                          |
| <b>Sub Total - (III)</b>          | <b>136.45</b>               |                    |                                     | <b>136.45</b>               | <b>40.04</b>                | <b>2.19</b>                    |                           | <b>42.22</b>                   | <b>94.23</b>                   |
| <b>Grand Total - (I+II)</b>       | <b>5,046.33</b>             | <b>100.41</b>      | <b>20.03</b>                        | <b>5,126.71</b>             | <b>2,521.71</b>             | <b>197.13</b>                  | <b>13.72</b>              | <b>2,705.11</b>                | <b>2,421.60</b>                |

### Previous Year

(₹ in Lacs)

|                                   | Opening as at<br>01.04.2022 | Addition<br>during | Disposals /<br>Other<br>Adjustments | Closing as at<br>31.03.2023 | Opening as at<br>01.04.2022 | Addition<br>during<br>the Year | Deduction/<br>Adjustments | Closing<br>as at<br>31.03.2023 | Closing<br>as at<br>31.03.2023 |
|-----------------------------------|-----------------------------|--------------------|-------------------------------------|-----------------------------|-----------------------------|--------------------------------|---------------------------|--------------------------------|--------------------------------|
| <b>I. Tangible Assets</b>         |                             |                    |                                     |                             |                             |                                |                           |                                |                                |
| Buildings                         | 1,232.20                    | 127.50             | -                                   | 1,359.70                    | 565.43                      | 49.59                          | -                         | 615.02                         | 744.68                         |
| Plant and Machinery               | 2,739.30                    | 233.33             | -                                   | 2,972.63                    | 1,265.93                    | 129.98                         | -                         | 1,395.91                       | 1,576.72                       |
| Furniture and Fixtures            | 228.97                      | 1.58               | -                                   | 230.55                      | 171.45                      | 7.70                           | -                         | 179.15                         | 51.40                          |
| Vehicles                          | 201.55                      | -                  | -                                   | 201.55                      | 145.10                      | 16.65                          | -                         | 161.75                         | 39.80                          |
| Office Equipments                 | 67.73                       | 1.91               | -                                   | 69.64                       | 54.43                       | 6.69                           | -                         | 61.12                          | 8.53                           |
| Computers                         | 82.30                       | 1.67               | -                                   | 83.96                       | 72.51                       | 4.37                           | -                         | 76.88                          | 7.08                           |
| <b>Sub Total - (I)</b>            | <b>4,552.05</b>             | <b>365.98</b>      |                                     | <b>4,918.04</b>             | <b>2,274.84</b>             | <b>214.99</b>                  |                           | <b>2,489.83</b>                | <b>2,428.21</b>                |
| <b>II. Investment in Property</b> | 136.45                      | -                  | -                                   | 136.45                      | 37.85                       | 2.19                           | -                         | 40.04                          | 96.42                          |
| <b>Sub Total - (III)</b>          | <b>136.45</b>               |                    |                                     | <b>136.45</b>               | <b>37.85</b>                | <b>2.19</b>                    |                           | <b>40.04</b>                   | <b>96.42</b>                   |
| <b>Grand Total - (I+II+III)</b>   | <b>4,688.51</b>             | <b>365.98</b>      |                                     | <b>5,054.49</b>             | <b>2,312.69</b>             | <b>217.17</b>                  |                           | <b>2,529.86</b>                | <b>2,524.62</b>                |

### Note 4: Capital Work in Progress

#### (a) Current Reporting Period

| CWIP                           | Amount in CWIP for a period of |           |           |                   | Total |
|--------------------------------|--------------------------------|-----------|-----------|-------------------|-------|
|                                | Less than 1 year               | 1-2 years | 2-3 years | More than 3 years |       |
| Projects in Progress           | -                              | -         | -         | -                 | -     |
| Projects temporarily suspended | -                              | -         | -         | -                 | -     |

#### (b) Previous Reporting Period

| CWIP                           | Amount in CWIP for a period of |           |           |                   | Total |
|--------------------------------|--------------------------------|-----------|-----------|-------------------|-------|
|                                | Less than 1 year               | 1-2 years | 2-3 years | More than 3 years |       |
| Projects in Progress           | -                              | -         | -         | -                 | -     |
| Projects temporarily suspended | -                              | -         | -         | -                 | -     |



## NOTES FORMING PART OF THE FINANCIAL STATEMENTS

### Note 5: Other Intangible Assets

(₹ in Lacs)

| Particulars   | Computer Software |
|---|-------------------|
| <b>Current Year</b>                                   |                   |
| Opening Gross amount as at 1st April 2023             | 19.30             |
| Addition during the Year                              | 5.00              |
| <b>Closing Gross Amount</b>                           | <b>24.30</b>      |
| Accumulated Depreciation                              |                   |
| Opening accumulated Depreciation as at 1st April 2023 | 17.53             |
| Amortisation Charges during the year                  | 0.45              |
| Closing accumulated Depreciation                      | 17.98             |
| <b>Net Amount as at 31st March 2024</b>               | <b>6.32</b>       |
| <b>Previous Year</b>                                  |                   |
| Opening Gross amount as at 1st April 2022             | 18.55             |
| Addition during the Year                              | 0.76              |
| <b>Closing Gross Amount</b>                           | <b>19.31</b>      |
| Accumulated Depreciation                              |                   |
| Opening accumulated Depreciation as at 1st April 2022 | 16.69             |
| Amortisation Charges during the year                  | 0.84              |
| Closing accumulated Depreciation                      | 17.53             |
| <b>Net Amount as at 31st March 2023</b>               | <b>1.77</b>       |

### Note 6: Non-current Investments

#### (A) Investment in Equity Instruments

##### (a) Quoted Equity Shares measured at FVTOCI

(₹ in Lacs)

| Particulars  | Face Value (₹) | No. of Shares | Non-current           |                       |
|--|----------------|---------------|-----------------------|-----------------------|
|  |                |               | As at 31st March 2024 | As at 31st March 2023 |
| Coral India Finance & Housing Ltd                                    | 2.00           | 6496000       | 2,403.52              | 1,740.93              |
| <b>Total Quoted Equity Instruments (a)</b>                           |                |               | <b>2,403.52</b>       | <b>1,740.93</b>       |
| Aggregate amount of quoted non-current investments - At cost         |                |               |                       |                       |
| Aggregate amount of quoted non-current investments - At market value |                |               | 2,403.52              | 1,740.93              |
| Aggregate amount of unquoted non-current investments - At Cost       |                |               | -                     | -                     |
| Aggergate amount of impairment in value of non-current investment    |                |               | -                     | -                     |

## NOTES FORMING PART OF THE FINANCIAL STATEMENTS



### Note 6.1: Category-Wise Non-current Investment

(₹ in Lacs)

| Particulars  | Non-current              |                          |
|--|--------------------------|--------------------------|
|  | As at<br>31st March 2024 | As at<br>31st March 2023 |
| Financial assets measured at Amortised Cost                                |                          |                          |
| Financial assets measured at Cost  |                          |                          |
| Financial assets measured at Fair Value through Other Comprehensive Income |                          |                          |
| - Investment in Equity Instruments   | 2,403.52                 | 1,740.93                 |
| Financial assets measured at Fair Value through Profit and Loss            |                          |                          |
| - Investments in Mutual Funds/Liquid Funds                                 |                          |                          |
| <b>Total Investment</b>  | <b>2,403.52</b>          | <b>1,740.93</b>          |

### Note 7: Trade Receivables

(₹ in Lacs)

| Particulars  | Non-Current              |                          | Current                  |                          |
|--|--------------------------|--------------------------|--------------------------|--------------------------|
|  | As at<br>31st March 2024 | As at<br>31st March 2023 | As at<br>31st March 2024 | As at<br>31st March 2023 |
| <b>Trade Receivables</b>   |                          |                          |                          |                          |
| (i) Undisputed Trade receivables<br>– considered good                                    | -                        | -                        | 2,817.81                 | 2,340.59                 |
| (ii) Undisputed Trade Receivables<br>– which have significant increase<br>in credit risk | -                        | -                        | 1.49                     | 1.49                     |
| (iii) Undisputed Trade Receivables<br>– credit impaired                                  | -                        | -                        | -                        | -                        |
| (iv) Disputed Trade Receivables<br>– considered good                                     | -                        | -                        | -                        | -                        |
| (v) Disputed Trade Receivables<br>– which have significant increase<br>in credit risk    | -                        | -                        | -                        | -                        |
| (vi) Disputed Trade Receivables<br>– credit impaired                                     | -                        | -                        | -                        | -                        |
|  | -                        | -                        | 2,819.31                 | 2,342.08                 |
| Less: Allowances for unsecured<br>bad/doubtful debts                                     | -                        | -                        | -                        | -                        |
| <b>Total</b>   | -                        | -                        | <b>2,819.31</b>          | <b>2,342.08</b>          |



## NOTES FORMING PART OF THE FINANCIAL STATEMENTS

### Note 7.1: Trade Receivables Ageing Schedule - Non- Current

#### (a) Current Reporting Period

(₹ Lacs)

| Particulars  | Outstanding for following periods from due date of payment |         |                    |                   |          |          |                   | Total |
|--|--|---------|--------------------|-------------------|----------|----------|-------------------|-------|
|  | Unbilled Dues  | No Dues | Less than 6 Months | 6 Months - 1 Year | 1-2 Year | 2-3 year | More than 3 Years |       |
| (i) Undisputed Trade receivables – considered good                                 | -  | -       | -                  | -                 | -        | -        | -                 | -     |
| (ii) Undisputed Trade Receivables – which have significant increase in credit risk | -  | -       | -                  | -                 | -        | -        | -                 | -     |
| (iii) Undisputed Trade Receivables – credit impaired                               | -  | -       | -                  | -                 | -        | -        | -                 | -     |
| (iv) Disputed Trade Receivables – considered good                                  | -  | -       | -                  | -                 | -        | -        | -                 | -     |
| (v) Disputed Trade Receivables – which have significant increase in credit risk "  | -  | -       | -                  | -                 | -        | -        | -                 | -     |
| (vi) Disputed Trade Receivables credit impaired                                    | -  | -       | -                  | -                 | -        | -        | -                 | -     |
|  | -  | -       | -                  | -                 | -        | -        | -                 | -     |

#### (b) Previous Reporting Period

(₹ Lacs)

| Particulars  | Outstanding for following periods from due date of payment |         |                    |                   |          |          |                   | Total |
|--|--|---------|--------------------|-------------------|----------|----------|-------------------|-------|
|  | Unbilled Dues  | No Dues | Less than 6 Months | 6 Months - 1 Year | 1-2 Year | 2-3 year | More than 3 Years |       |
| (i) Undisputed Trade receivables – considered good                                 | -  | -       | -                  | -                 | -        | -        | -                 | -     |
| (ii) Undisputed Trade Receivables – which have significant increase in credit risk | -  | -       | -                  | -                 | -        | -        | -                 | -     |
| (iii) Undisputed Trade Receivables – credit impaired                               | -  | -       | -                  | -                 | -        | -        | -                 | -     |
| (iv) Disputed Trade Receivables – considered good                                  | -  | -       | -                  | -                 | -        | -        | -                 | -     |
| (v) Disputed Trade Receivables – which have significant increase in credit risk "  | -  | -       | -                  | -                 | -        | -        | -                 | -     |
| (vi) Disputed Trade Receivables credit impaired                                    | -  | -       | -                  | -                 | -        | -        | -                 | -     |
|  | -  | -       | -                  | -                 | -        | -        | -                 | -     |

## NOTES FORMING PART OF THE FINANCIAL STATEMENTS



### Note 7.1: Trade Receivables Ageing Schedule - Current

#### (a) Current Reporting Period

(₹ Lacs)

| Particulars  | Outstanding for following periods from due date of payment |         |                    |                   |          |          |                   | Total    |
|--|--|---------|--------------------|-------------------|----------|----------|-------------------|----------|
|  | Unbilled Dues  | No Dues | Less than 6 Months | 6 Months - 1 Year | 1-2 Year | 2-3 year | More than 3 Years |          |
| (i) Undisputed Trade receivables – considered good                                 | -  | -       | 2,080.01           | 268.79            | 130.16   | 94.78    | 244.08            | 2,817.81 |
| (ii) Undisputed Trade Receivables – which have significant increase in credit risk | -  | -       | -                  | -                 | -        | -        | 1.49              | 1.49     |
| (iii) Undisputed Trade Receivables – credit impaired                               | -  | -       | -                  | -                 | -        | -        | -                 | -        |
| (iv) Disputed Trade Receivables – considered good                                  | -  | -       | -                  | -                 | -        | -        | -                 | -        |
| (v) Disputed Trade Receivables – which have significant increase in credit risk "  | -  | -       | -                  | -                 | -        | -        | -                 | -        |
| (vi) Disputed Trade Receivables credit impaired                                    | -  | -       | -                  | -                 | -        | -        | -                 | -        |
|  | -  | -       | 2080.01            | 268.79            | 130.16   | 94.78    | 244.08            | 2819.31  |

#### (a) Previous Reporting Period

(₹ Lacs)

| Particulars  | Outstanding for following periods from due date of payment |         |                    |                   |          |          |                   | Total    |
|--|--|---------|--------------------|-------------------|----------|----------|-------------------|----------|
|  | Unbilled Dues  | No Dues | Less than 6 Months | 6 Months - 1 Year | 1-2 Year | 2-3 year | More than 3 Years |          |
| (i) Undisputed Trade receivables – considered good                                 | -  | -       | 1,317.21           | 439.54            | 270.16   | 129.10   | 184.58            | 2,340.59 |
| (ii) Undisputed Trade Receivables – which have significant increase in credit risk | -  | -       | -                  | -                 | -        | -        | 1.49              | 1.49     |
| (iii) Undisputed Trade Receivables – credit impaired                               | -  | -       | -                  | -                 | -        | -        | -                 | -        |
| (iv) Disputed Trade Receivables – considered good                                  | -  | -       | -                  | -                 | -        | -        | -                 | -        |
| (v) Disputed Trade Receivables – which have significant increase in credit risk "  | -  | -       | -                  | -                 | -        | -        | -                 | -        |
| (vi) Disputed Trade Receivables credit impaired                                    | -  | -       | -                  | -                 | -        | -        | -                 | -        |
|  | -  | -       | 1317.21            | 439.54            | 270.16   | 129.10   | 186.07            | 2342.08  |



## NOTES FORMING PART OF THE FINANCIAL STATEMENTS

### Note 8 - Loans

(₹ in Lacs)

| Particulars   | Non-Current              |                          | Current                  |                          |
|---|--------------------------|--------------------------|--------------------------|--------------------------|
|   | As at<br>31st March 2024 | As at<br>31st March 2023 | As at<br>31st March 2024 | As at<br>31st March 2023 |
| <b>Loan Receivables</b>   |                          |                          |                          |                          |
| (a) Considered good - Secured   | -                        | -                        | -                        | -                        |
| (b) Considered good - Unsecured   |                          |                          |                          |                          |
| (i) Loan to Related Party   | -                        | -                        | -                        | -                        |
| (ii) Other parties<br>(Unsecured loans to other parties)                | -                        | -                        | 19.53                    | 20.21                    |
| (c) Loans Receivables which have<br>significant increase in Credit Risk |                          |                          |                          |                          |
| (i) Other parties<br>(Unsecured loans to other parties)                 | 35.00                    | 35.00                    | -                        | -                        |
| (d) Other Loans Receivables –<br>bills discounting                      | -                        | -                        | -                        | -                        |
| (e) Loans Receivables –<br>credit impaired                              | -                        | -                        | -                        | -                        |
| Less: Allowances for unsecured<br>bad/doubtful loans                    | -                        | -                        | -                        | -                        |
| <b>Total</b>  | <b>35.00</b>             | <b>35.00</b>             | <b>19.53</b>             | <b>20.21</b>             |

### Note 9: Other Financial Assets

(₹ in Lacs)

| Particulars             | Non-Current              |                          | Current                  |                          |
|-------------------------|--------------------------|--------------------------|--------------------------|--------------------------|
|                         | As at<br>31st March 2024 | As at<br>31st March 2023 | As at<br>31st March 2024 | As at<br>31st March 2023 |
| Security Deposits - EMD | 209.75                   | 216.85                   | -                        | -                        |
| <b>Total</b>            | <b>209.75</b>            | <b>216.85</b>            | <b>-</b>                 | <b>-</b>                 |

## NOTES FORMING PART OF THE FINANCIAL STATEMENTS



### Note 10: Other Assets

(₹ in Lacs)

| Particulars                          | Non-Current              |                          | Current                  |                          |
|--------------------------------------|--------------------------|--------------------------|--------------------------|--------------------------|
|                                      | As at<br>31st March 2024 | As at<br>31st March 2024 | As at<br>31st March 2024 | As at<br>31st March 2023 |
| Capital Advances                     | -                        | -                        | -                        | -                        |
| Advances other than capital advances |                          |                          |                          |                          |
| - Security Deposits (statutory)      | 48.84                    | 44.31                    | -                        | -                        |
| - Balance with Revenue Authorities   | 55.30                    | -                        | 1,655.06                 | 2,046.00                 |
| - Advances to Employees              | -                        | -                        | 5.77                     | -                        |
| - Advances to Suppliers              | -                        | -                        | 156.15                   | 42.56                    |
| - Bank Guarantee                     | -                        | -                        | 0.01                     | 0.01                     |
| - Advance Tax & TDS                  | -                        | 517.05                   | -                        | -                        |
| - Prepaid Expenses                   | -                        | -                        | 7.30                     | 7.93                     |
| - Prepaid Insurance                  | -                        | -                        | 1.37                     | 0.66                     |
| - Dividend Receivable                | -                        | -                        | -                        | -                        |
| - Capital Advances                   | 2.23                     | -                        | -                        | -                        |
| Margin Money with Bank of Baroda     | -                        | -                        | 0.46                     | 0.46                     |
| Unclaimed Dividend                   | -                        | -                        | 14.53                    | 14.65                    |
| <b>Total</b>                         | <b>106.36</b>            | <b>561.37</b>            | <b>1,840.65</b>          | <b>2,112.27</b>          |

### Note 11: Inventories

(₹ in Lacs)

| Particulars         | As at<br>31st March 2024 | As at<br>31st March 2023 |
|---------------------|--------------------------|--------------------------|
| Raw Material        | 533.16                   | 586.51                   |
| Finished Goods      | 278.01                   | 197.52                   |
| Semi Finished Goods | 317.72                   | 85.21                    |
| Packing Material    | 295.93                   | 284.47                   |
| Stores & Spares     | 90.86                    | 96.68                    |
| <b>Total</b>        | <b>1,515.68</b>          | <b>1,250.40</b>          |



## NOTES FORMING PART OF THE FINANCIAL STATEMENTS

### Note 12: Current Investments

(₹ in Lacs)

#### (A) Investment in Quotated Equity Instruments measured at FVTOCI

| Particulars                                 | Face Value(₹) | Current       |                       |               |                       |
|---|---------------|---------------|-----------------------|---------------|-----------------------|
|   |               | No. of Shares | As at 31st March 2024 | No. of Shares | As at 31st March 2023 |
| Coal India Ltd                              | 10            | 7,000         | 31.01                 | 7000          | 14.96                 |
| Gujarat State Financial Corporation Limited | 10            | 4,700         | 1.21                  | 4700          | 0.28                  |
| HLE Glascoat Limited                        | 10            | 10,400        | 42.46                 | 10400         | 52.50                 |
| Pipavav Def & (Reliance Naval)              | 10            | 10,000        | 0.23                  | 10000         | 0.17                  |
| Prince Pipes and Fitting Ltd                | 10            | 2,000         | 10.99                 | 2000          | 10.85                 |
| Yasho Industries Limited                    | 10            | -             | -                     | 1000          | 15.01                 |
| Yes Bank Ltd                                | 2             | 200,000       | 46.40                 | 200000        | 30.10                 |
| <b>Total Quoted Equity Instruments</b>      |               |               | <b>132.30</b>         |               | <b>123.86</b>         |

#### (B) Investments in Quoted Mutual Fund Units measured at FVTPL

(₹ in Lacs)

| Particulars  | No. of Units     | Current               |                       |
|--|------------------|-----------------------|-----------------------|
|  |                  | As at 31st March 2024 | As at 31st March 2023 |
| SBI Arbitrage Opportunities Fund-Direct Plan-Growth              | 4164861          | 1363.32               | -                     |
| SBI Magnum Low Duration Fund Direct Growth                       | 11533            | 380.30                | -                     |
| SBI Saving Fund Direct Growth                                    | 780510           | 315.65                | -                     |
| SBI Short Term Debt Fund Direct Plan Growth                      | 1238478          | 379.96                | -                     |
| SBI Saving Fund Regular Plan Growth                              | -                | -                     | 5,829,180             |
| SBI Fixed Maturity Plan (FMP) Series 82 (91 Days) Direct Growth  | -                | -                     | 1,999,900             |
| <b>Total Quoted Mutual Fund Units (B)</b>                        | <b>6,195,382</b> | <b>2,439.23</b>       | <b>7,829,080</b>      |
| <b>Total Investments (A+B)</b>                                   | <b>6,195,382</b> | <b>2,571.52</b>       | <b>7,829,080</b>      |
| Aggregate amount of quoted current investments - At market value |                  | <b>2,571.52</b>       | <b>2,387.94</b>       |
| Aggregate amount of unquoted current investments                 |                  | -                     | -                     |
| Aggergate amount of impairment in value of current investment    |                  | -                     | -                     |

#### Note 12.1: Category-Wise Current Investment

(₹ in Lacs)

| Particulars  | Current               |                       |
|--|-----------------------|-----------------------|
|  | As at 31st March 2024 | As at 31st March 2023 |
| Financial assets measured at Amortised Cost                                | -                     | -                     |
| Financial assets measured at Cost  | -                     | -                     |
| - Investment in debentures/bonds   | -                     | -                     |
| Financial assets measured at Fair Value through Other Comprehensive Income | -                     | -                     |
| - Investment in Equity Intruments  | 132.30                | 123.86                |
| Financial assets measured at Fair Value through Profit and Loss            | -                     | -                     |
| - Investments in Mutual Funds/Liquid Funds                                 | 2439.23               | 2,264.09              |
| <b>Total Investment</b>  | <b>2571.52</b>        | <b>2,387.94</b>       |



## NOTES FORMING PART OF THE FINANCIAL STATEMENTS



### Note 13: Cash & Cash Equivalents

(₹ in Lacs)

| Particulars             | Current                  |                          |
|-------------------------|--------------------------|--------------------------|
|                         | As at<br>31st March 2024 | As at<br>31st March 2023 |
| Balance with Banks      |                          |                          |
| - Current Accounts      | 347.54                   | 573.34                   |
| - Overdraft Accounts    | (158.60)                 | 27.84                    |
| Cheques, drafts on hand | -                        | -                        |
| Cash on hand            | 18.20                    | 11.85                    |
| <b>Total</b>            | <b>207.14</b>            | <b>613.04</b>            |

### Note 13.1 : Bank balances other than Cash & Cash Equivalent

(₹ in Lacs)

| Particulars   | Current                  |                          |
|---|--------------------------|--------------------------|
|   | As at<br>31st March 2024 | As at<br>31st March 2023 |
| Earmarked balances with banks                                 | -                        | -                        |
| Balances held as margin money or security against borrowings, | 5,921.13                 | 3,427.67                 |
| <b>Total</b>  | <b>5,921.13</b>          | <b>3,427.67</b>          |

### Note 14: Current Tax Assets(net)

(₹ in Lacs)

| Particulars       | Current                  |                          |
|-------------------|--------------------------|--------------------------|
|                   | As at<br>31st March 2024 | As at<br>31st March 2023 |
| Advance Tax & TDS | 490.52                   | 200.39                   |
| <b>Total</b>      | <b>490.52</b>            | <b>200.39</b>            |

### Note 15a: Equity Share Capital

(₹ in Lacs)

| Particulars                     | Number of Shares | As at           |                 |
|---------------------------------|------------------|-----------------|-----------------|
|                                 |                  | 31st March 2024 | 31st March 2023 |
| Authorised                      | 10,00,00,00      | 1,000.00        | 1,000.00        |
| Issued, Subscribed, and Paid-Up | 35,72,600        | 357.26          | 357.26          |



## NOTES FORMING PART OF THE FINANCIAL STATEMENTS

### Note 15.1: Reconciliation of shares outstanding at the beginning and at the end of the year

| Particulars   | Current                  |                          |
|---|--------------------------|--------------------------|
|   | As at<br>31st March 2024 | As at<br>31st March 2023 |
|   | No. of Shares            | No. of Shares            |
| <b>Equity shares outstanding at the beginning of the year</b> | 3,572,600                | 3,572,600                |
| Add: Issued during the year                                   | -                        | -                        |
| Less: Equity Shares extinguished on buyback of shares         | -                        | -                        |
| <b>Equity Shares outstanding at the end of the year</b>       | <b>3,572,600</b>         | <b>3,572,600</b>         |

### Note 15.2: Terms/rights attached to equity shares

The Company has only one class of equity shares having face value of Rs. 10/- each. Each holder of Equity share is entitled to one vote per share.

In the event of liquidation of the Company, the holders of the equity shares will be entitled to receive remaining assets of the Company.

The distribution will be in proportion to the number of equity shares held by the shareholders.

The Board of Directors has recommended dividend of Rs. 2/- per Equity share of Rs. 10/- each subject to the shareholders approval in the 'ensuing 41th Annual General Meeting.

### Note 15.3: Details of Shareholders holding more than 5% equity shares in the Company

| Names of Shareholders             | As at<br>31st March 2024 |                           | As at<br>31st March 2023 |                           |
|-----------------------------------|--------------------------|---------------------------|--------------------------|---------------------------|
|                                   | No. of<br>Equity Shares  | Percentage<br>holding (%) | No. of<br>Equity Shares  | Percentage<br>holding (%) |
| Chetan N Doshi                    | 1,841,453                | 51.54%                    | 1,841,453                | 51.54%                    |
| Coral India Finance & Housing Ltd | 713,351                  | 19.97%                    | 713,351                  | 19.97%                    |

### Note 15.4: In the period of five years immediately preceeding March 31, 2024

- No Change in Equity Share Capital during the last five years

### Note 15.5: Details of Shareholding of Promoters\*

| Name of the Promoter              | As at<br>31st March 2024 |                           | As at<br>31st March 2023 |                           | Changes<br>during the year** |
|-----------------------------------|--------------------------|---------------------------|--------------------------|---------------------------|------------------------------|
|                                   | No. of<br>Equity Shares  | Percentage<br>holding (%) | No. of<br>Equity Shares  | Percentage<br>holding (%) | Percentage<br>holding (%)    |
| Chetan N Doshi                    | 1,841,453                | 51.54%                    | 1,841,453                | 51.54%                    | -                            |
| Coral India Finance & Housing Ltd | 713,351                  | 19.97%                    | 713,351                  | 19.97%                    | -                            |

\* Promoter here means promoter as defined in the Companies Act, 2013.

# percentage change shall be computed with respect to the number at the beginning of the year or if issued during the year for the first time then with respect to the date of issue.

## NOTES FORMING PART OF THE FINANCIAL STATEMENTS



### Note 15(b): Other Equity

#### (1) Current reporting period

(₹ in Lacs)

| Particulars   | Reserve and Surplus |                   | Fair Value of Equity                           | Total           |
|---|---------------------|-------------------|--|-----------------|
|   | General Reserve     | Retained Earnings | instruments through other comprehensive income |                 |
| <b>Balance as at 01st April, 2023</b>   | 420.51              | 13167.25          | 1534.79  | 15122.55        |
| Changes in accounting policies/prior period errors                            | -                   | -                 | -  | -               |
| <b>Restated Balance as at 01st April, 2023 (A)</b>                            | <b>420.51</b>       | <b>13167.25</b>   | <b>1534.79</b>                                 | <b>15122.55</b> |
| <b>Additions during the year:</b>   |                     |                   |  |                 |
| Profit for the year   | -                   | 1578.90           | -  | 1578.90         |
| Items of OCI for the year, net of tax   |                     |                   |  |                 |
| - Net fair value gain on investments in equity instruments through OCI        | -                   | -                 | 689.21   | 689.21          |
| - Net fair value gain on Re-measurement of Post Employment benefit Obligation | -                   | -                 | 1.75   | 1.75            |
| <b>Total Comprehensive Income for the year 2023-24 (B)</b>                    | <b>-</b>            | <b>1578.90</b>    | <b>690.95</b>                                  | <b>2269.85</b>  |
| <b>Reductions during the year:</b>  |                     |                   |  |                 |
| Dividend Paid   | -                   | -                 | -  | -               |
| <b>Total ©</b>  | <b>-</b>            | <b>-</b>          | <b>-</b>                                       | <b>-</b>        |
| <b>Balance as at 31st March, 2023(E) = (A) + (B) + (C)</b>                    | <b>420.51</b>       | <b>14746.15</b>   | <b>2225.74</b>                                 | <b>17392.40</b> |

#### (2) Previous reporting period

(₹ in Lacs)

| Particulars   | Reserve and Surplus |                   | Fair Value of Equity                           | Total           |
|---|---------------------|-------------------|--|-----------------|
|   | General Reserve     | Retained Earnings | instruments through other comprehensive income |                 |
| <b>Balance as at 01st April, 2022</b>   | 420.51              | 12522.71          | 2304.83  | 15248.05        |
| Changes in accounting policies/prior period errors                            | -                   | -                 | -  | -               |
| <b>Restated Balance as at 01st April, 2022 (A)</b>                            | <b>420.51</b>       | <b>12522.71</b>   | <b>2304.83</b>                                 | <b>15248.05</b> |
| <b>Additions during the year:</b>   |                     |                   |  |                 |
| Profit for the year   | -                   | 644.54            | -  | 644.54          |
| Items of OCI for the year, net of tax   | -                   | -                 | -  | -               |
| - Net fair value gain on investments in equity instruments through OCI        | -                   | -                 | (776.30)                                       | (776.30)        |
| - Net fair value gain on Re-measurement of Post Employment benefit Obligation | -                   | -                 | 6.25   | 6.25            |
| <b>Total Comprehensive Income for the year 2022-23 (B)</b>                    | <b>-</b>            | <b>644.54</b>     | <b>(770.04)</b>                                | <b>(125.50)</b> |
| <b>Reductions during the year:</b>  |                     |                   |  |                 |
| Dividend Paid   | -                   | -                 | -  | -               |
| <b>Total (C)</b>  | <b>-</b>            | <b>-</b>          | <b>-</b>                                       | <b>-</b>        |
| <b>Balance as at 31st March, 2023 (E) = (A) + (B) + (C) + (D)"</b>            | <b>420.51</b>       | <b>13167.25</b>   | <b>1534.79</b>                                 | <b>15122.55</b> |



## NOTES FORMING PART OF THE FINANCIAL STATEMENTS

### Description of nature and purpose of each reserve

**Retained earnings:** Retained earnings represent the amount of accumulated earnings of the Company.

**Fair Value of Equity instruments through other comprehensive income** - This represents the cumulative gains and losses arising on the revaluation of equity instruments measured at fair value through other comprehensive income, under an irrevocable option, net of amounts reclassified to retained earnings when such assets are disposed off.

### Note 16: Borrowings

(₹ in Lacs)

| Particulars                            | Non-Current              |                          | Current                  |                          |
|--|--------------------------|--------------------------|--------------------------|--------------------------|
|  | As at<br>31st March 2024 | As at<br>31st March 2023 | As at<br>31st March 2024 | As at<br>31st March 2023 |
| <b>Loans Repayable on Demand</b>       |                          |                          |                          |                          |
| (I) From Banks - Overdraft Facility    | -                        | -                        | -                        | -                        |
| (II) From Banks - Cash Credit Facility | -                        | -                        | -                        | -                        |
| (III) Bill Discounting                 | -                        | -                        | -                        | -                        |
| (IV) Others                            | -                        | -                        | -                        | -                        |
| <b>Total</b>                           | -                        | -                        | -                        | -                        |

### Note 17: Trade Payables

(₹ in Lacs)

| Particulars                 | Non-Current              |                          | Current                  |                          |
|-----------------------------|--------------------------|--------------------------|--------------------------|--------------------------|
|                             | As at<br>31st March 2024 | As at<br>31st March 2023 | As at<br>31st March 2024 | As at<br>31st March 2023 |
| <b>Trade Payables</b>       |                          |                          |                          |                          |
| (I) MSME                    | -                        | -                        | 242.69                   | 132.86                   |
| (II) Others                 | -                        | -                        | 1,073.52                 | 280.52                   |
| (III) Disputed Dues - MSME  | -                        | -                        | 7.78                     | 7.78                     |
| (IV) Disputed Dues - Others | -                        | -                        | -                        | -                        |
| <b>Total</b>                | -                        | -                        | <b>1,324.00</b>          | <b>421.16</b>            |

### Note 17.1: Trade Payable Ageing Schedule - Non-Current

#### (a) Current Reporting Period

(₹ in Lacs)

| Particulars                 | Outstanding for following periods from due date of payment |            |                     |              |              |                      | Total |
|-----------------------------|--|------------|---------------------|--------------|--------------|----------------------|-------|
|                             | Unbilled<br>Dues   | No<br>Dues | Less than<br>1 year | 1-2<br>years | 2-3<br>years | More than<br>3 years |       |
| (I) MSME                    | -  | -          | -                   | -            | -            | -                    | -     |
| (II) Others                 | -  | -          | -                   | -            | -            | -                    | -     |
| (III) Disputed Dues - MSME  | -  | -          | -                   | -            | -            | -                    | -     |
| (IV) Disputed Dues - Others | -  | -          | -                   | -            | -            | -                    | -     |
|                             | -  | -          | -                   | -            | -            | -                    | -     |

## NOTES FORMING PART OF THE FINANCIAL STATEMENTS



### (b) Previous Reporting Period

( ₹ in Lacs)

| Particulars                 | Outstanding for following periods from due date of payment |         |                  |           |           |                   | Total |
|-----------------------------|--|---------|------------------|-----------|-----------|-------------------|-------|
|                             | Unbilled Dues  | No Dues | Less than 1 year | 1-2 years | 2-3 years | More than 3 years |       |
| (I) MSME                    | -  | -       | -                | -         | -         | -                 | -     |
| (II) Others                 | -  | -       | -                | -         | -         | -                 | -     |
| (III) Disputed Dues - MSME  | -  | -       | -                | -         | -         | -                 | -     |
| (IV) Disputed Dues - Others | -  | -       | -                | -         | -         | -                 | -     |
|                             | -  | -       | -                | -         | -         | -                 | -     |

### Note 17.2: Trade Payable Ageing Schedule - Current

#### (a) Current Reporting Period


( ₹ in Lacs)

| Particulars                 | Outstanding for following periods from due date of payment |         |                  |           |           |                   | Total   |
|-----------------------------|--|---------|------------------|-----------|-----------|-------------------|---------|
|                             | Unbilled Dues  | No Dues | Less than 1 year | 1-2 years | 2-3 years | More than 3 years |         |
| (I) MSME                    | -  | -       | 242.69           | -         | -         | -                 | 242.69  |
| (II) Others                 | -  | -       | 1047.52          | 4.96      | 2.81      | 18.24             | 1073.52 |
| (III) Disputed Dues - MSME  | -  | -       | -                | -         | -         | 7.78              | 7.78    |
| (IV) Disputed Dues - Others | -  | -       | -                | -         | -         | -                 | -       |
|                             | -  | -       | 1290.21          | 4.96      | 2.81      | 26.02             | 1324.00 |

#### (b) Previous Reporting Period

( ₹ in Lacs)

| Particulars                 | Outstanding for following periods from due date of payment |         |                  |           |           |                   | Total  |
|-----------------------------|--|---------|------------------|-----------|-----------|-------------------|--------|
|                             | Unbilled Dues  | No Dues | Less than 1 year | 1-2 years | 2-3 years | More than 3 years |        |
| (I) MSME                    | -  | -       | 132.86           | -         | -         | -                 | 132.86 |
| (II) Others                 | -  | -       | 252.76           | 5.50      | 9.42      | 12.83             | 280.52 |
| (III) Disputed Dues - MSME  | -  | -       | -                | -         | -         | 7.78              | 7.78   |
| (IV) Disputed Dues - Others | -  | -       | -                | -         | -         | -                 | -      |
|                             | -  | -       | 385.63           | 5.50      | 9.42      | 20.61             | 421.16 |



## NOTES FORMING PART OF THE FINANCIAL STATEMENTS

### Note 18: Other Financial Liabilities

(₹ in Lacs)

| Particulars                             | Non-Current              |                          | Current                  |                          |
|---|--------------------------|--------------------------|--------------------------|--------------------------|
|   | As at<br>31st March 2024 | As at<br>31st March 2023 | As at<br>31st March 2024 | As at<br>31st March 2023 |
| Investor Education and Protection Fund* |                          |                          |                          |                          |
| - Unpaid/Unclaimed dividend             | 14.54                    | 14.67                    | -                        | -                        |
| Security Deposits - Rental              | 17.75                    | 17.75                    | -                        | -                        |
| Others                                  | -                        | -                        | -                        | -                        |
| <b>Total</b>                            | <b>32.29</b>             | <b>32.42</b>             | <b>-</b>                 | <b>-</b>                 |

\* Investor Education and Protection Fund ('IEPF') - As at 31st March, 2024, there is no amount due and outstanding to be transferred to the IEPF by the Company. Unclaimed Dividend, if any, shall be transferred to IEPF as and when they become due.

### Note 19: Provisions

(₹ in Lacs)

| Particulars                     | Non-Current              |                          | Current                  |                          |
|---------------------------------|--------------------------|--------------------------|--------------------------|--------------------------|
|                                 | As at<br>31st March 2024 | As at<br>31st March 2023 | As at<br>31st March 2024 | As at<br>31st March 2023 |
| Provision for Expenses          | -                        | -                        | 63.14                    | 119.32                   |
| Provision for Employees Benefit | 38.11                    | 34.58                    | 73.44                    | 67.84                    |
| Provision for Tax               | 1.11                     | 448.13                   | -                        | -                        |
| <b>Total</b>                    | <b>39.22</b>             | <b>482.70</b>            | <b>136.58</b>            | <b>187.16</b>            |

### Defined contribution plans

The Company makes Provident Fund and Superannuation Fund Contributions to defined contribution plans for qualifying employees. Contributions are made to provident fund in India for employees at the rate of 12% of basic salary as per regulations. The contributions are made to registered provident fund administered by the government. The obligation of the Company is limited to the amount contributed and it has no further contractual nor any constructive obligation.

The Company recognised year ended 31st March 2024 Rs. 24.07/- lakhs (Year ended 31st March, 2023 Rs 29.62 lakhs) for Provident Fund contributions and Rs. 1.62/- lakhs (Year ended 31st March, 2023 Rs. 2.55 lakhs) for employee State Insurance contributions in the Statement of Profit and Loss.

### Defined benefit plans

#### Gratuity

The Company provides for gratuity for employees in India as per the Payment of Gratuity Act, 1972. Employees who are in continuous service for a period of 5 years are eligible for gratuity. Every employee is entitled to a benefit equivalent to fifteen days salary last drawn for each completed year of service in line with the Payment of Gratuity Act, 1972 or Company scheme whichever is beneficial. The same is payable at the time of separation from the Company or retirement, whichever is earlier. The benefits vest after five years of continuous service.



(₹ in Lacs)

|   | Present value of obligation | Fair value of plan assets | Net amount    |
|---|-----------------------------|---------------------------|---------------|
| <b>As at 31st March, 2022</b>   | <b>44.01</b>                | -                         | <b>44.01</b>  |
| Current service cost  | 5.95                        | -                         | 5.95          |
| Interest expense/(income)   | 2.85                        | -                         | 2.85          |
| <b>Total amount recognised in statement of profit and loss</b>                | <b>52.81</b>                | -                         | <b>52.81</b>  |
| Remeasurements  | -                           | -                         | -             |
| Return on plan assets, excluding amount included in interest expense/(income) | -                           | -                         | -             |
| (Gain)/loss from change in demographic assumptions                            | -                           | -                         | -             |
| (Gain)/loss from change in financial assumptions                              | (1.00)                      | -                         | (1.00)        |
| Experience (gains)/losses   | (5.25)                      | -                         | (5.25)        |
| Actual Return on Plan assets  | -                           | -                         | -             |
| <b>Total amount recognised in other comprehensive income</b>                  | <b>(6.25)</b>               | -                         | <b>(6.25)</b> |
| Amount required to be spent as per Section 135 of the Act                     | -                           | -                         | -             |
| Benefit payments  | (1.90)                      | -                         | (1.90)        |
| <b>As at 31st March, 2023</b>   | <b>44.65</b>                | -                         | <b>44.65</b>  |

(₹ in Lakhs)

|   | Present value of obligation | Fair value of plan assets | Net amount    |
|---|-----------------------------|---------------------------|---------------|
| <b>As at 31st March, 2023</b>   | <b>44.65</b>                | -                         | <b>44.65</b>  |
| Current service cost  | 5.59                        | -                         | 5.59          |
| Interest expense/(income)   | 2.93                        | -                         | 2.93          |
| <b>Total amount recognised in statement of profit and loss</b>                | <b>53.17</b>                | -                         | <b>53.17</b>  |
| Remeasurements  | -                           | -                         | -             |
| Return on plan assets, excluding amount included in interest expense/(income) | -                           | -                         | -             |
| (Gain)/loss from change in demographic assumptions                            | -                           | -                         | -             |
| (Gain)/loss from change in financial assumptions                              | (1.03)                      | -                         | (1.03)        |
| Experience (gains)/losses   | (2.77)                      | -                         | (2.77)        |
| Actual Return on Plan assets  | -                           | -                         | -             |
| <b>Total amount recognised in other comprehensive income</b>                  | <b>(1.75)</b>               | -                         | <b>(1.75)</b> |
| Amount required to be spent as per Section 135 of the Act                     | -                           | -                         | -             |
| Benefit payments  | (3.83)                      | -                         | (3.83)        |
| <b>As at 31st March, 2024</b>   | <b>47.59</b>                | -                         | <b>47.59</b>  |



|  | As at<br>31st March, 2024 | As at<br>31st March, 2023 |
|--|---------------------------|---------------------------|
| Present value of funded obligations            | 47.59                     | 44.65                     |
| Fair value of plan assets                      |                           |                           |
| <b>Surplus of funded plan</b><br>Unfunded plan | <b>47.59</b>              | <b>44.65</b>              |
| <b>Surplus / (Deficit) of Gratuity plan</b>    | <b>47.59</b>              | <b>44.65</b>              |

Significant estimates: Actuarial assumptions and sensitivity

The significant actuarial assumptions were as follows:

Gratuity

| Particulars                    | As at<br>31st March, 2024 | As at<br>31st March, 2023 |
|--------------------------------|---------------------------|---------------------------|
| Discount rate                  | 7.23%                     | 7.52%                     |
| Salary escalation rate         | 7.00%                     | 7.00%                     |
| Expected Return on plan assets | NA                        | NA                        |

**Note 20: Deferred Tax Liabilities (Net)**

(₹ in Lacs)

| Particulars              | Non-Current              |                          | Current                  |                          |
|--------------------------|--------------------------|--------------------------|--------------------------|--------------------------|
|                          | As at<br>31st March 2024 | As at<br>31st March 2023 | As at<br>31st March 2024 | As at<br>31st March 2023 |
| Deffered Tax Liabilities | 256.96                   | 253.58                   | -                        | -                        |
| <b>Total</b>             | <b>256.96</b>            | <b>253.58</b>            | <b>-</b>                 | <b>-</b>                 |

**Note 21: Other Liabilities**

(₹ in Lacs)

| Particulars                             | Non-Current              |                          | Current                  |                          |
|---|--------------------------|--------------------------|--------------------------|--------------------------|
|   | As at<br>31st March 2024 | As at<br>31st March 2023 | As at<br>31st March 2024 | As at<br>31st March 2023 |
| (a) Advances                            | -                        | -                        | -                        | -                        |
| (b) Revenue received in advance         | -                        | -                        | -                        | -                        |
| <b>(b) Others</b>                       |                          |                          |                          |                          |
| Statutory Dues                          | -                        | -                        | -                        | -                        |
| Advance from Customers                  | -                        | -                        | -                        | -                        |
| Investor Education and Protection Fund* | -                        | -                        | 27.16                    | 6.54                     |
| Unpaid/Unclaimed dividend               | -                        | -                        | 511.26                   | 389.16                   |
| <b>Total</b>                            | <b>-</b>                 | <b>-</b>                 | <b>538.42</b>            | <b>395.70</b>            |



## NOTES FORMING PART OF THE FINANCIAL STATEMENTS



### Note 22: Current Tax Liability (net)

( ₹ in Lacs)

| Particulars       | Non-Current              |                          | Current                  |                          |
|-------------------|--------------------------|--------------------------|--------------------------|--------------------------|
|                   | As at<br>31st March 2024 | As at<br>31st March 2023 | As at<br>31st March 2024 | As at<br>31st March 2023 |
| Provision for Tax | -                        | -                        | 490.92                   | 182.00                   |
| <b>Total</b>      | -                        | -                        | <b>490.92</b>            | <b>182.00</b>            |

### Note 23: Revenue from Operation

( ₹ in Lacs)

| Particulars                         | Year ended<br>31st March, 2024 | Year ended<br>31st March, 2023 |
|-------------------------------------|--------------------------------|--------------------------------|
| Sale of Product                     | 8209.89                        | 7789.35                        |
| Other Operating Revenue             | 156.16                         | 22.50                          |
| <b>Total Income from Operations</b> | <b>8366.04</b>                 | <b>7811.85</b>                 |

### Note 24: Other Income

( ₹ in Lacs)

| Particulars  | Year ended<br>31st March, 2024 | Year ended<br>31st March, 2023 |
|--|--------------------------------|--------------------------------|
| Interest Income  | 335.58                         | 178.74                         |
| Rent Income  | 34.77                          | 44.16                          |
| Net gain on foreign Currency Transactions  | 95.06                          | 323.52                         |
| Other Non - operating Income<br>(Net of Expenses directly attributable to such income) | 197.84                         | 143.08                         |
| <b>Total</b>   | <b>663.24</b>                  | <b>689.50</b>                  |

### Note 25: Cost of material consumed

( ₹ in Lacs)

| Particulars                               | Year ended<br>31st March, 2024 | Year ended<br>31st March, 2023 |
|---|--------------------------------|--------------------------------|
| <b>Cost of material consumed</b>          |                                |                                |
| Opening Stock of Raw Material             | 586.51                         | 751.83                         |
| Add: Purchase of Raw Materials            | 2359.83                        | 2532.60                        |
|   | <b>2946.34</b>                 | <b>3284.42</b>                 |
| Less: Closing Stock of Raw Material       | 533.16                         | 586.51                         |
| <b>A</b>                                  | <b>2413.18</b>                 | <b>2697.91</b>                 |
| Opening Stock of Packing Materials        | 284.47                         | 345.36                         |
| Add : Purchase of Packing Materials       | 1566.36                        | 1381.21                        |
| <b>B</b>                                  | <b>1850.83</b>                 | <b>1726.57</b>                 |
| Less : Closing Stock of Packing Materials | 295.93                         | 284.47                         |
|   | 1554.90                        | 1442.10                        |
| <b>Total</b>                              | <b>3968.08</b>                 | <b>4140.02</b>                 |



## NOTES FORMING PART OF THE FINANCIAL STATEMENTS

### Note 26: Purchase of Stock-In-Trade

(₹ in Lacs)

| Particulars                | Year ended<br>31st March, 2024 | Year ended<br>31st March, 2023 |
|----------------------------|--------------------------------|--------------------------------|
| Purchase of Finished Goods | 69.52                          | 70.64                          |
| <b>Total</b>               | <b>69.52</b>                   | <b>70.64</b>                   |

### Note 27: Changes in Inventories

(₹ in Lacs)

| Particulars   | Year ended<br>31st March, 2024 | Year ended<br>31st March, 2023 |
|---|--------------------------------|--------------------------------|
| <b>Inventories at the beginning of the year</b>                               |                                |                                |
| Finished Goods  | 197.52                         | 487.93                         |
| Semi Finished Goods   | 85.21                          | 158.32                         |
|   | <b>282.73</b>                  | <b>646.25</b>                  |
| <b>Inventories at the end of the year</b>                                     |                                |                                |
| Finished Goods  | 278.01                         | 197.52                         |
| Semi Finished Goods   | 317.72                         | 85.21                          |
|   | <b>595.73</b>                  | <b>282.73</b>                  |
| Changes in Inventories of Finished Goods, Stock-in-trade and Work-in-progress | <b>(313.00)</b>                | <b>363.52</b>                  |

### Note 28: Employees Benefits Expenses

(₹ in Lacs)

| Particulars                            | Year ended<br>31st March, 2024 | Year ended<br>31st March, 2023 |
|--|--------------------------------|--------------------------------|
| Salary, Wages, Bonus & Incentives      | 1075.14                        | 1054.36                        |
| Contribution to Employee benefit funds | 27.06                          | 33.92                          |
| Staff Welfare                          | 17.75                          | 25.45                          |
| <b>Total</b>                           | <b>1119.95</b>                 | <b>1113.36</b>                 |

### Note 29: Finance Cost

(₹ in Lacs)

| Particulars                         | Year ended<br>31st March, 2024 | Year ended<br>31st March, 2023 |
|-------------------------------------|--------------------------------|--------------------------------|
| Interest                            |                                |                                |
| -Bank Interest on OD                | 0.02                           | 33.85                          |
| -CC Renewal Charge                  | -                              | -                              |
| -Interest on MEIS Returned of Funds | -                              | -                              |
| <b>Total</b>                        | <b>0.02</b>                    | <b>33.85</b>                   |

### Note 30: Depreciation and Amortisation Expenses

(₹ in Lacs)

| Particulars  | Year ended<br>31st March, 2024 | Year ended<br>31st March, 2023 |
|--|--------------------------------|--------------------------------|
| Depreciation of Property, Plant and Equipments (Refer Note: 3) | 197.23                         | 217.17                         |
| Amortisation of Intangible Assets (Refer Note: 5)              | 0.34                           | 0.84                           |
| <b>Total</b>   | <b>197.57</b>                  | <b>218.02</b>                  |

## NOTES FORMING PART OF THE FINANCIAL STATEMENTS



### Note 31: Other Expenses

(₹ in Lacs)

| Particulars   | Year ended<br>31st March, 2024 | Year ended<br>31st March, 2023 |
|---|--------------------------------|--------------------------------|
| Other Manufacturing Expenses                            | 289.33                         | 332.85                         |
| Power & Fuel Charges                                    | 296.70                         | 300.53                         |
| Rent, Rates & Taxes                                     | 174.23                         | 241.46                         |
| Repairs & Maintenance                                   | 85.75                          | 103.12                         |
| Selling & Distribution Expenses                         | 122.21                         | 120.47                         |
| Legal & Professional Fees                               | 362.73                         | 107.68                         |
| Auditors Remuneration                                   | 3.65                           | 3.65                           |
| Corporate social responsibility (Refer note (ii) below) | 23.73                          | 22.79                          |
| Insurance Charges                                       | 11.45                          | 20.46                          |
| Telephone & Internet Expenses                           | 7.75                           | 8.41                           |
| Advertising Expenses & Sales Promotions                 | 94.08                          | 15.95                          |
| Electricity Expenses                                    | 8.54                           | 9.25                           |
| Postage Expenses  | 16.80                          | 34.02                          |
| Printing & Stationery                                   | 29.22                          | 25.55                          |
| Directors' Sitting Fees                                 | 4.50                           | 4.50                           |
| Vehicle Expenses  | 12.85                          | 16.30                          |
| Sundry Expenses   | 333.48                         | 357.00                         |
| Stores & Spares   | 20.57                          | 19.17                          |
| <b>Total</b>  | <b>1897.59</b>                 | <b>1743.16</b>                 |

| Particulars   | Year ended<br>31st March, 2024 | Year ended<br>31st March, 2023 |
|---|--------------------------------|--------------------------------|
| <b>(i) Details of payment to auditors</b>                 |                                |                                |
| Payment to the auditors comprises (net of tax)            |                                |                                |
| To Statutory auditors' statutory audit                    | 2.55                           | 2.55                           |
| Tax audit   | 0.35                           | 0.35                           |
| Other Services  | 0.75                           | 0.75                           |
| <b>Total</b>  | <b>3.65</b>                    | <b>3.65</b>                    |
| <b>(ii) Corporate Social Responsibility</b>               |                                |                                |
| Amount required to be spent as per section 135 of the act | 23.73                          | 22.79                          |
| Amounts spent during the year on                          |                                |                                |
| (A) Construction/acquisition of an asset                  | -                              | -                              |
| (B) On Purposes other than (A) above                      | 23.73                          | 22.79                          |
| <b>Total</b>  | <b>23.73</b>                   | <b>22.79</b>                   |



## NOTES FORMING PART OF THE FINANCIAL STATEMENTS

### Note 32 - Taxation

#### (a) Income tax expense

(₹ in Lacs)

| Particulars  | Year ended<br>31st March, 2024 | Year ended<br>31st March, 2023 |
|--|--------------------------------|--------------------------------|
| Current tax<br>Current tax on Profits for the year   | 490.92                         | 182.00                         |
| <b>Total</b>   | <b>490.92</b>                  | <b>182.00</b>                  |
| Deferred tax<br>decrease/(increase)in deferred tax assets<br>decrease/(increase)in deferred tax Liabilites | 3.38                           | (3.93)                         |
| <b>Total deferred tax expenses/(benefit)</b>   | <b>3.38</b>                    | <b>(3.93)</b>                  |
| <b>Total Income Tax expenses</b>   | <b>494.30</b>                  | <b>178.07</b>                  |

#### Reconciliation of Tax expenses and accounting Profit multiplied by statutory tax rates

| Particulars   | Year ended<br>31st March, 2024 | Year ended<br>31st March, 2023 |
|---|--------------------------------|--------------------------------|
| Profit For the year   | 2089.54                        | 818.80                         |
| Statutory tax rate applicable to entity   | 25.168%                        | 25.168%                        |
| <b>Tax expenses at applicable tax rate</b>  | <b>525.90</b>                  | <b>206.07</b>                  |
| Adjustments for deduction claimed under Income Tax Act, Differential tax on income of the year, expenses not allowed under Income Tax Act, others | (31.60)                        | (28.00)                        |
| <b>Income tax Expense</b>   | <b>494.30</b>                  | <b>178.07</b>                  |

#### (b) Deferred tax liabilities

| Particulars                               | Year ended<br>31st March, 2024 | Year ended<br>31st March, 2023 |
|---|--------------------------------|--------------------------------|
| Difference between Accounting and Tax WDV | 3.38                           | (.93)                          |
| <b>Total deferred tax liabilities</b>     | <b>3.38</b>                    | <b>(3.93)</b>                  |

## NOTES FORMING PART OF THE FINANCIAL STATEMENTS



### Note 33 - Fair value measurements

#### (i) Financial instruments by category

(₹ in Lacs)

| Particulars  | Note   | As at March 31, 2024 |                |                 | As at March 31, 2023 |                 |                 |
|--|--------|----------------------|----------------|-----------------|----------------------|-----------------|-----------------|
|  |        | FVOCI                | FVPL           | Amortised cost  | FVOCI                | FVPL            | Amortised cost  |
| <b>Financial assets</b>                            |        |                      |                |                 |                      |                 |                 |
| Equity Investments                                 | 6 & 12 | 2,535.82             | 2439.23        | -               | 1,864.78             | 2,264.09        | -               |
| Trade receivables                                  | 7      | -                    | -              | 2,819.31        |                      |                 | 2,342.08        |
| Cash and cash equivalents                          | 13     | -                    | -              | 207.14          |                      |                 | 613.04          |
| Bank balances other than cash and cash equivalents | 13.1   | -                    | -              | 5,921.13        |                      |                 | 3,427.67        |
| Loans  | 8      | -                    | -              | 54.53           |                      |                 | 55.21           |
| Other financial assets                             | 9      | -                    | -              | 209.75          |                      |                 | 216.85          |
| <b>Total financial assets</b>                      |        | <b>2,535.82</b>      | <b>2439.23</b> | <b>9,211.86</b> | <b>1,864.78</b>      | <b>2,264.09</b> | <b>6,654.85</b> |
| <b>Financial liabilities</b>                       |        |                      |                |                 |                      |                 |                 |
| Borrowings   | 16     | -                    | -              | -               | -                    | -               | -               |
| Trade payables                                     | 17     | -                    | -              | 1,324.00        | -                    | -               | 421.16          |
| Other Financial Liabilities                        | 18     | -                    | -              | 32.29           | -                    | -               | 32.42           |
| <b>Total financial liabilities</b>                 |        | <b>-</b>             | <b>-</b>       | <b>1,356.29</b> | <b>-</b>             | <b>-</b>        | <b>453.58</b>   |

#### (ii) Fair value hierarchy

This section explains the judgements and estimates made in determining the fair values of the financial instruments that are (a) recognised and measured at fair value and (b) measured at amortised cost and for which fair values are disclosed in the financial statements. To provide an indication about the reliability of the inputs used in determining fair value, the Company has classified its financial instruments into the three levels prescribed under the accounting standard. An explanation of each level follows underneath the table.

| Financial asset and liabilities measured at fair value - recurring fair value measurements: | Notes | Level 1        | Level 2  | Level 3  | Total          |
|---|-------|----------------|----------|----------|----------------|
| <b>As at March 31, 2024</b>   |       |                |          |          |                |
| <b>Financial Asset</b>  |       |                |          |          |                |
| <b>Financial Investment at FVOCI</b>  |       |                |          |          |                |
| Equity Instruments  | 6     | 2535.82        | -        | -        | 2535.82        |
| <b>Financial Investment at FVPL</b>   |       |                |          |          |                |
| Investments in Mutual Funds   | 12    | 2439.23        | -        | -        | 2439.23        |
| <b>Total Financial Assets</b>   |       | <b>4975.04</b> | <b>-</b> | <b>-</b> | <b>4975.04</b> |



## NOTES FORMING PART OF THE FINANCIAL STATEMENTS

| Financial asset and liabilities measured at fair value - recurring fair value measurements: | Notes | Level 1         | Level 2  | Level 3  | Total           |
|---|-------|-----------------|----------|----------|-----------------|
| <b>As at March 31, 2023</b>   |       |                 |          |          |                 |
| <b>Financial Asset</b>  |       |                 |          |          |                 |
| <b>Financial Investment at FVOCI</b>  |       |                 |          |          |                 |
| Equity Instruments  | 6     | 1,864.78        | -        | -        | 1,864.78        |
| <b>Financial Investment at FVPL</b>   |       |                 |          |          |                 |
| Investments in Mutual Funds   | 12    | 2,264.09        | -        | -        | 2,264.09        |
| <b>Total Financial Assets</b>   |       | <b>4,128.87</b> | <b>-</b> | <b>-</b> | <b>4,128.87</b> |

The fair value of financial instruments as referred to in note above has been classified into three categories depending on the inputs used in the valuation technique. The hierarchy gives the highest priority to quoted prices in active market for identical assets or liabilities (level 1 measurement) and lowest priority to unobservable inputs (level 3 measurements). The categories used are as follows:

Level 1 : Financial instruments measured using quoted prices. This includes listed equity instruments, traded bonds, mutual funds, bonds and debentures, that have quoted price. The fair value of all equity instruments (including bonds) which are traded in the stock exchanges is valued using the closing price as at the reporting period.

Level 2: The fair value of financial instruments that are not traded in an active market (for example, over-the-counter derivatives) is determined using valuation techniques which maximise the use of observable market data and rely as little as possible on entity-specific estimates. If all significant inputs required to fair value an instrument are observable, the instrument is considered here. For example, the fair value of forward exchange contracts, currency swaps and interest rate swaps is determined by discounting estimated future cash flows using a risk-free interest rate. The mutual funds are valued using the closing NAV published by mutual fund.

Level 3: The fair value of financial instruments that are measured on the basis of entity specific valuations using inputs that are not based on observable market data (unobservable inputs). When the fair value of unquoted instruments cannot be measured with sufficient reliability, the Company carries such instruments at cost less impairment, if applicable.

### (iii) Fair value of Financial assets and liabilities measured at amortised cost

(₹ in Lacs)

| Particulars  | Note | As at March 31, 2024 |                 | As at March 31, 2023 |                 |
|--|------|----------------------|-----------------|----------------------|-----------------|
|  |      | Carrying Amount      | Fair Value      | Carrying Amount      | Fair Value      |
| <b>Financial Assets</b>                            |      |                      |                 |                      |                 |
| Trade receivables                                  | 7    | 2,819.31             | 2,819.31        | 2,342.08             | 2,342.08        |
| Cash and cash equivalents                          | 13   | 207.14               | 207.14          | 613.04               | 613.04          |
| Bank balances other than cash and cash equivalents | 13.1 | 5,921.13             | 5,921.13        | 3,427.67             | 3,427.67        |
| Loans  | 8    | 54.53                | 54.53           | 55.21                | 55.21           |
| Other financial assets                             | 9    | 209.75               | 209.75          | 216.85               | 216.85          |
| <b>Total Financial Assets</b>                      |      | <b>9,211.86</b>      | <b>9,211.86</b> | <b>6,654.85</b>      | <b>6,654.85</b> |
| <b>Financial Liabilities</b>                       |      |                      |                 |                      |                 |
| Borrowings   | 16   | -                    | -               | -                    | -               |
| Trade payables                                     | 17   | 1,324.00             | 1,324.00        | 421.16               | 421.16          |
| Other Financial Liabilities                        | 18   | 32.29                | 32.29           | 32.42                | 32.42           |
| <b>Total Financial Liabilities</b>                 |      | <b>1,356.29</b>      | <b>1,356.29</b> | <b>453.58</b>        | <b>453.58</b>   |

The carrying amounts of trade receivables, trade payables, cash and cash equivalents and other bank balances, loans and other financial liabilities are considered to be the same as their fair values due to their short-term nature. The carrying amount of long term borrowings are considered to be same as their fair values, as these borrowings carry floating interest rates.



## Note 34 - Financial Risk Management

The Company's business activities expose it to a variety of financial risks, namely liquidity risk, market risks and credit risk. The Company's senior management has overall responsibility for the establishment and oversight of the Company's risk management framework. The Company has constituted a Risk Management framework, through which management develops and monitors the Company's risk management policies. The key risks and mitigating actions are also placed before the Board of directors of the Company. The Company's risk management policies are established to identify and analyse the risks faced by the Company, to set appropriate risk limits and controls and to monitor risks and adherence to limits. Risk management policies and systems are reviewed regularly to reflect changes in market conditions and the Company's activities.

"The Risk Management Framework of the Company is enforced by the finance team and experts of business division that provides assurance that the Company's financial risk activities are governed by appropriate policies and procedures and that financial risks are identified, measured and managed in accordance with the Company's policies and risk objectives. The activities are designed to: - protect the Company's financial results and position from financial risks; - maintain market risks within acceptable parameters, while optimising returns; and The finance department is responsible to maximise the return on companies internally generated funds."

"The note explains the Company's exposure to financial risks and how these risks could affect the Company's future financial performance."

### (A) Credit Risk

Credit risk arises from the possibility that the counter party may not be able to settle their obligations as agreed. Credit risks from balances with banks and financial institutions are managed in accordance with the Company's policy. For derivative and financial instruments, the Company attempts to limit the credit risk by only dealing with reputable banks and financial institutions having high credit ratings assigned by the credit rating agencies. The Company periodically assesses financial reliability of customers and other counter parties, taking into account the financial condition, current economic trends, and analysis of historical bad debts and ageing of financial assets. Individual risk limits are set and periodically reviewed on the basis of such information.

The Company considers the probability of default upon initial recognition of asset and whether there has been a significant increase in credit risk on an ongoing basis throughout each reporting period. To assess whether there is a significant increase in credit risk the Company compares the risk of a default occurring on the asset as at the reporting date with the risk of default as at the date of initial recognition. It considers available reasonable and supportive forwarding-looking information. **The outstanding trade receivables are regularly monitored and appropriate action is taken for collection of overdue receivables.**

In respect of its investments the company aims to minimize its financial credit risk through the application of risk management policies.

The gross carrying amount of trade receivables is INR 2819.31 Lakhs (March 31, 2023: INR 2342.08 Lakhs)

The Company maintains exposure in cash and cash equivalents, term deposits with banks, Loans, Security deposits and other financial assets.

Other advances are given for trade purpose which is in line with normal business activities of the Company. Provision is taken on a case to case basis depending on circumstances with respect to non recoverability of the amount. The gross carrying amount of such loans and advances is INR 54.53 lacs (March 31, 2023: INR 55.21 Lacs)



## NOTES FORMING PART OF THE FINANCIAL STATEMENTS

### (B) Liquidity risk

Liquidity risk is the risk that the Company will encounter difficulty in meeting obligations associated with financial liabilities that are settled by delivering cash or another financial asset. The Company's approach for managing liquidity is to ensure that it will have sufficient liquidity to meet its liabilities when they are due, under both normal and stressed conditions, without incurring unacceptable losses or risking manage to Company's reputation. In addition, processes and policies related to such risks are overseen by the senior management. The management monitors the Company's net liquidity position through rolling forecasts on the basis of expected cash flows.

#### Maturities of financial liabilities

(₹ in lacs)

| Particular                              | Note | Less than 1 year | 1 year to 2 year | 2 year to 3 year | 3 year and above | Total           |
|---|------|------------------|------------------|------------------|------------------|-----------------|
| <b>As at March 31, 2024</b>             |      |                  |                  |                  |                  |                 |
| Borrowings                              | 16   | -                | -                | -                | -                | -               |
| Trade Payables                          | 17   | 1,290.21         | 4.96             | 2.81             | 26.02            | 1,324.00        |
| Other Financial Liabilities             | 18   | 32.29            | -                | -                | -                | 32.29           |
| <b>Total non-derivative liabilities</b> |      | <b>1,322.50</b>  | <b>4.96</b>      | <b>2.81</b>      | <b>26.02</b>     | <b>1,356.29</b> |
| Derivatives (Net-settled)               |      |                  |                  |                  |                  |                 |
| Forward contracts for hedge purpose     |      | -                | -                | -                | -                | -               |
| <b>Total derivative liabilities</b>     |      | <b>-</b>         | <b>-</b>         | <b>-</b>         | <b>-</b>         | <b>-</b>        |

| Particular                          | Note | Less than 1 year | 1 year to 2 year | 2 year to 3 year | 3 year and above | Total         |
|-------------------------------------|------|------------------|------------------|------------------|------------------|---------------|
| <b>As at March 31, 2023</b>         |      |                  |                  |                  |                  |               |
| Borrowings                          | 16   | -                | -                | -                | -                | -             |
| Trade Payables                      | 17   | 385.63           | 5.50             | 9.42             | 20.61            | 421.16        |
| Other Financial Liabilities         | 18   | 32.42            | -                | -                | -                | 32.42         |
| <b>Total</b>                        |      | <b>418.04</b>    | <b>5.50</b>      | <b>9.42</b>      | <b>20.61</b>     | <b>453.58</b> |
| Derivatives (Net-settled)           |      |                  |                  |                  |                  |               |
| Forward contracts for hedge purpose |      | -                | -                | -                | -                | -             |
| <b>Total derivative liabilities</b> |      | <b>-</b>         | <b>-</b>         | <b>-</b>         | <b>-</b>         | <b>-</b>      |

### (C) Market risk

The Company is exposed to risk from movements in foreign currency exchange rates, interest rates and market prices that affect its assets, liabilities and future transactions.

#### (i) Foreign exchange risk

Foreign currency risk is that risk in which the fair value or future cash flows of a financial instrument will fluctuate because of changes in foreign exchange rates. The Company operates internationally and a portion of its business is transacted in multiple currencies and therefore the Company is exposed to foreign exchange risk through its overseas sales and purchases in various foreign currencies. The Company takes decision to hedge by forming view after discussions with its advisors and as per policies set by Management.

The Company was also exposed to the foreign currency loans availed from banks to reduce the overall interest cost. The Company had fully hedged loan exposure in foreign currency to mitigate the foreign exchange risk on the same.



## NOTES FORMING PART OF THE FINANCIAL STATEMENTS



### Foreign exchange derivatives and exposures outstanding as at Balance Sheet date

The Company's exposure to foreign currency risk at the end of the reporting period as on March 31, 2024

(₹ in lacs)

| Particular   | Currency | In INR         | In Foreign Currency |
|--|----------|----------------|---------------------|
| <b>Financial assets</b>                                    |          |                |                     |
| Export Receivables   | USD      | 1861.88        | 22.42               |
| Bank Balances  | USD      | 299.35         | 3.65                |
| <b>Derivative asset</b>                                    |          |                |                     |
| Foreign exchange forward contracts sell foreign currency   | USD      | -              | -                   |
| <b>Net Exposure to foreign currency risk (assets)</b>      |          | <b>2161.23</b> | <b>26.07</b>        |
| <b>Financial liabilities</b>                               |          |                |                     |
| Import Payables  | USD      | -              | -                   |
| <b>Derivative liabilities</b>                              |          |                |                     |
| Forward contract - Buy for Hedging Purpose                 | USD      | -              | -                   |
| <b>Net Exposure to foreign currency risk (liabilities)</b> |          | <b>-</b>       | <b>-</b>            |

The Company's exposure to foreign currency risk at the end of the reporting period as on March 31, 2023

| Particular   | Currency    | In INR         | In Foreign Currency |
|--|-------------|----------------|---------------------|
| <b>Financial assets</b>                                    |             |                |                     |
| Export Receivables   | USD         | 1515.89        | 18.50               |
| Bank Balances  | EURO<br>USD | 442.73         | 5.51                |
| <b>Derivative asset</b>                                    |             |                |                     |
| Foreign exchange forward contracts sell foreign currency   | USD         | -              | -                   |
| <b>Net Exposure to foreign currency risk (assets)</b>      |             | <b>1958.62</b> | <b>24.01</b>        |
| <b>Financial liabilities</b>                               |             |                |                     |
| Import Payables  | USD         | -              | -                   |
| <b>Derivative liabilities</b>                              |             |                |                     |
| Forward contract - Buy for Hedging Purpose                 | USD         | -              | -                   |
| <b>Net Exposure to foreign currency risk (liabilities)</b> |             | <b>-</b>       | <b>-</b>            |



## NOTES FORMING PART OF THE FINANCIAL STATEMENTS

### Foreign Currency Risk Sensitivity

A change of 5% in Foreign Currency would have the following impact on profit before tax

| Particular                                     | Increase in FC conversion rate |                              | Decrease in FC conversion rate |                              |
|--|--------------------------------|------------------------------|--------------------------------|------------------------------|
|  | Year ended<br>March 31, 2024   | Year ended<br>March 31, 2023 | Year ended<br>March 31, 2024   | Year ended<br>March 31, 2023 |
| USD  | 108.06                         | 97.93                        | (108.06)                       | (97.93)                      |
| EURO   | -                              | -                            | -                              | -                            |
| <b>Increase / (decrease) in profit or loss</b> | <b>108.06</b>                  | <b>97.93</b>                 | <b>(108.06)</b>                | <b>(97.93)</b>               |

### (ii) Interest rate risk

Interest rate risk is the risk that the fair value of future cash flows of the financial instruments will fluctuate because of changes in market interest rates.

The Company borrows at variable as well as fixed interest rates and the same is managed by the Company by constantly monitoring the trends and expectations. In order to reduce the overall interest cost, the Company has borrowed in a mix of short term and long term loans.

### Exposure to interest rate risk

| Particulars              | As at<br>31st March, 2023 | As at<br>31st March, 2022 |
|--------------------------|---------------------------|---------------------------|
| Variable rate borrowings | -                         | -                         |
| Fixed rate borrowings    | -                         | -                         |
| <b>Total Borrowings</b>  | <b>-</b>                  | <b>-</b>                  |

### Interest rate sensitivity

A change of 50bps in interest rates would have following impact on profit before tax

| Particulars  | As at<br>31st March, 2023 | As at<br>31st March, 2022 |
|--|---------------------------|---------------------------|
| Interest rates - Increase by 50 basis point (50 bps) | -                         | -                         |
| Interest rates - decrease by 50 basis point (50 bps) | -                         | -                         |

### (D) Price Risk

The Company's exposure to equity securities price risk arises from investments held by the Company and classified in the balance sheet either as fair value through OCI.

To manage its price risk arising from investments in equity securities, the Company diversifies its portfolio.

| Particular   | Impact on profit after tax   |                              |
|--|------------------------------|------------------------------|
|  | Year ended<br>March 31, 2024 | Year ended<br>March 31, 2023 |
| NSE/BSE increase in 1% of price/NAV<br>Investments in Quoted equity shares | 49.75                        | 41.29                        |
| NSE/BSE decrease in 1% of price/NAV<br>Investments in Quoted equity shares | (49.75)                      | (41.29)                      |

## NOTES FORMING PART OF THE FINANCIAL STATEMENTS



### Capital management

#### (a) Risk Managements

| Particulars              | As at<br>March 31, 2024 | As at<br>March 31, 2023 |
|--------------------------|-------------------------|-------------------------|
| Net Debt                 | -                       | -                       |
| Total Equity             | 17,749.66               | 15,479.81               |
| Net Debt to equity ratio | -                       | -                       |



## NOTES FORMING PART OF THE FINANCIAL STATEMENTS

### Note 35 - Related Party Transactions

#### 35 a) Details of related parties

| Description of relationship   | Names of related parties          |
|---|-----------------------------------|
| Key Management Personnel  |                                   |
| Whole Time Director   | Mr. Girish M Dhameja              |
| CFO   | Mrs. Sushma S Kadkade             |
| Independent Director (w.e.f. 27th May 2021)                         | Mr. Malay Doshi                   |
| Non Executive Director (w.e.f. 3rd September 2021)                  | Mr. Rajendrasinh Rana             |
| Independent Director  | Mrs. Sheela Kamdar                |
| Independent Director  | Mr. Saurabh Shah                  |
| Company Secretary (upto 8th December 2023)                          | Ms. Ruchi Anjaria                 |
| Other Related Parties   |                                   |
| Entities in which KMP / relatives of KMP have significant influence | Coral India Finance & Housing Ltd |
| Relative of KMP   | Mr. Chetan N Doshi                |
| Relative of KMP   | Ms. Meera Doshi                   |

#### 35 b) Key management personnel compensation

(₹ in lakhs)

| For the year ended 31st March, 2023 | Short-term employee benefits | Post-employment benefits | Total |
|-------------------------------------|------------------------------|--------------------------|-------|
| Salaries & Perquisites              | 50.73                        | -                        | 50.73 |
| Sitting Fees                        | 4.50                         | -                        | 4.50  |

| For the year ended 31st March, 2024 | Short-term employee benefits | Post-employment benefits | Total |
|-------------------------------------|------------------------------|--------------------------|-------|
| Salaries & Perquisites              | 49.46                        | -                        | 49.46 |
| Sitting Fees                        | 4.50                         | -                        | 4.50  |

#### 35 c) Transactions with related parties

(₹ in lakhs)

| Nature of Transaction                   | For the year ended 31st March, 2024 | For the year ended 31st March, 2023 |
|---|-------------------------------------|-------------------------------------|
| <b>Rent paid for lease arrangements</b> |                                     |                                     |
| Mr. Chetan N Doshi                      | -                                   | 6.00                                |
| Mrs. Purvi Chetan Doshi                 |                                     | 6.00                                |
| Ms. Meera Chetan Doshi                  | 24.00                               | -                                   |
| <b>Dividend received on Share</b>       |                                     |                                     |
| Coral India Finance & Housing Ltd       | 19.49                               | 19.49                               |

## NOTES FORMING PART OF THE FINANCIAL STATEMENTS



### Note 36 - Contingent liabilities

( ₹ in lakhs)

| Particulars    | As at<br>31st March, 2024 | As at<br>31st March, 2023 |
|----------------|---------------------------|---------------------------|
| (a) Guarantees | Nil                       | Nil                       |
| (b) Income Tax | Nil                       | Nil                       |
| (c) Sales Tax  | Nil                       | Nil                       |

The company has ongoing litigations related to central excise and service tax. The company has not disclosed the same as contingent liability considering the remote possibility of outflow of resources embodying economic benefits based on judgements received in favour of the company in past years.

### Note 37 - Commitments

| Particulars   | As at<br>31st March, 2024 | As at<br>31st March, 2023 |
|---|---------------------------|---------------------------|
| Estimated amount of contracts remaining to be executed on capital account and not provided for:<br>-Tangible assets | Nil                       | Nil                       |

### Note 38 - Earnings per share

|  | Year ended<br>31st March, 2024 | Year ended<br>31st March, 2023 |
|--|--------------------------------|--------------------------------|
| <b>(a) Basic and diluted earnings per share</b>  |                                |                                |
| Profit attributable to the equity holders of the Company   | 1,578.90                       | 644.54                         |
| Total basic & diluted earnings per share attributable to the equity holders of the Company                           | 44.19                          | 18.04                          |
| <b>(b) Weighted average number of shares used as the denominator</b>   |                                |                                |
| Weighted average number of equity shares used as the denominator in calculating basic and diluted earnings per share | 3,572,600                      | 3,572,600                      |



## NOTES FORMING PART OF THE FINANCIAL STATEMENTS

### Note 39 - Segment information

The Chief operating decision maker ("CODM") evaluates performance and allocates resources based on the analysis of various performance indicators by reportable segments. The CODM examine the group performance from a geographic perspective and has identified following as identifiable segments:

- a) Ethiopia
- b) India
- c) Rest of World

### Geographical information

#### (I) Revenue from Sales of Products

| Particulars   | Year ended<br>31st March, 2024 | Year ended<br>31st March, 2023 |
|---------------|--------------------------------|--------------------------------|
| Ethiopia      | 1577.17                        | 322.33                         |
| India         | 2000.32                        | 2750.36                        |
| Rest of World | 4623.40                        | 4716.66                        |
|               | <b>8209.89</b>                 | <b>7789.35</b>                 |

#### Revenue from Sales of Products

#### (ii) Non-Current Assets

| Particulars   | Year ended<br>31st March, 2024 | Year ended<br>31st March, 2023 |
|---------------|--------------------------------|--------------------------------|
| India         | 5182.56                        | 5080.54                        |
| Rest of World | -                              | -                              |

\*Non-current assets, other than financial instruments, deferred tax assets, post-employment benefit assets

### Note 40 - Assets pledged as security

The carrying amounts of financial and non financial assets hypothecated / mortgaged as security for current and non-current borrowings are as under:

(₹ in lakhs)

| Particulars   | As at<br>31st March, 2024 | As at<br>31st March, 2023 |
|---|---------------------------|---------------------------|
| <b>Current Assets(Present and Future)</b>           |                           |                           |
| Inventories   | 1515.08                   | 1250.40                   |
| Trade receivables                                   | 2819.31                   | 2342.08                   |
| FD held as margin money                             | 5921.18                   | 3427.07                   |
| <b>Total current assets pledged as security</b>     | <b>10,256.12</b>          | <b>7020.14</b>            |
| <b>Non-Current</b>                                  |                           |                           |
| Property, plant and equipment - Movable             |                           |                           |
| <b>Total non-current assets pledged as security</b> | <b>-</b>                  | <b>-</b>                  |
| <b>Total</b>  | <b>10,256.12</b>          | <b>7,020.14</b>           |

## NOTES FORMING PART OF THE FINANCIAL STATEMENTS



**Note 40A - Disclosure as per Regulation 34(3) of SEBI (Listing Obligations and Disclosure Requirements) Regulations, 2015 and section 186(4) of the Companies Act, 2013**

| Name of the party                 | Relationship          | Nature                      | As at<br>31st March, 2024 | As at<br>31st March, 2023 |
|-----------------------------------|-----------------------|-----------------------------|---------------------------|---------------------------|
| Coral India Finance & Housing Ltd | Significant Influence | Outstanding Balance         | -                         | -                         |
|                                   |                       | Maximum Balance Outstanding | -                         | -                         |

The above advance has been given for business purpose

**Note 40B - Disclosures under rule 16A of the Companies (Acceptance of Deposits) Rule 2014.**

| Particulars                                  | As at<br>31st March, 2024 | As at<br>31st March, 2023 |
|--|---------------------------|---------------------------|
| Money received from Director during the year | Nil                       | Nil                       |
| Balance outstanding at the end of the year   | Nil                       | Nil                       |

**Note 41 - Reconciliation of net cash flow to movement in net debt**

(₹ in lakhs)

| Particulars                    | As at<br>31st March, 2024 | As at<br>31st March, 2023 |
|--------------------------------|---------------------------|---------------------------|
| Cash and cash equivalents      | (207.14)                  | (613.04)                  |
| Current Borrowings / Repayment | -                         | 613.00                    |
| Net debt at end of year        | 207.14                    | -                         |

**Analysis of changes in net debt**

| Particulars                   | Cash and cash<br>equivalents | Current<br>Borrowings |
|-------------------------------|------------------------------|-----------------------|
| Net Debt as at March 31, 2023 | (613.04)                     | -                     |
| Cash flows                    | 405.89                       | -                     |
| Repayment of loan             | -                            | -                     |
| <b>Net debt</b>               | <b>(207.14)</b>              | <b>-</b>              |



## NOTES FORMING PART OF THE FINANCIAL STATEMENTS

### Note 42 - Additional Regulatory Requirement

- a) The Company does not have any benami property held in its name. No proceedings have been initiated on or are pending against the Company for holding benami property under the Benami Transactions (Prohibition) Act, 1988 (45 of 1988) and Rules made thereunder
- b) The title deeds of Immovable Property as reheld in the name of the Company. The Investment property held by the company is utilised by the company & recognised at Cost less depreciation and hence reporting as per fair value is not applicable
- c) The Company has not revalued its Property, Plant and Equipment (including Right-of-Use Assets);
- d) The Company has not revalued its intangible assets;
- e) The Company has borrowings from banks in the form of overdraft account against fixed deposits, for which no quarterly returns or statements of current assets or summary of reconciliation are required to be filed by the Company with banks;
- f) The Company has not been declared wilful defaulter by any bank or financial institution or other lender
- g) The company does not have any transactions with companies struck off under section 248 of the Companies Act, 2013 or section 560 of Companies Act, 1956;
- l) There are no charges or satisfaction yet to be registered with ROC beyond the statutory period;
- j) The Company has complied with the requirement with respect to number of layers as prescribed under section 2(87) of the Companies Act, 2013 read with the Companies (Restriction on number of layers) Rules, 2017.;
- k) There are no Scheme of Arrangements initiated by the Company or has been approved by the Competent Authority in terms of sections 230 to 237 of the Companies Act, 2013;
- l) The Company has not advanced or loaned or invested funds that were either borrowed funds or share- premium.
- m) There is no income surrendered or disclosed as income during the year in tax assessments under the Income Tax Act, 1961 (such as search or survey), that has not been recorded in the books of account.
- n) The Company has not traded or invested in crypto currency or virtual currency during the year.

### o) Capital Work-in Progress (CWIP) Ageing

#### a) Current Year

| CWIP                           | Amount in CWIP for a period of |           |           |                   | Total |
|--------------------------------|--------------------------------|-----------|-----------|-------------------|-------|
|                                | Less than 1 year               | 1-2 years | 2-3 years | More than 3 years |       |
| Projects in Progress           | -                              | -         | -         | -                 | -     |
| Projects temporarily suspended | -                              | -         | -         | -                 | -     |

#### (b) Previous Reporting Period

| CWIP                           | Amount in CWIP for a period of |           |           |                   | Total |
|--------------------------------|--------------------------------|-----------|-----------|-------------------|-------|
|                                | Less than 1 year               | 1-2 years | 2-3 years | More than 3 years |       |
| Projects in Progress           | -                              | -         | -         | -                 | -     |
| Projects temporarily suspended | -                              | -         | -         | -                 | -     |



# NOTES FORMING PART OF THE FINANCIAL STATEMENTS



## p) Ratios: As per Schedule III of the Companies Act, 2013 requirements

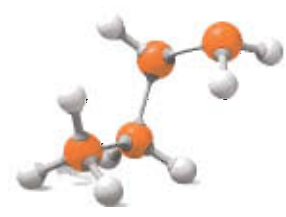
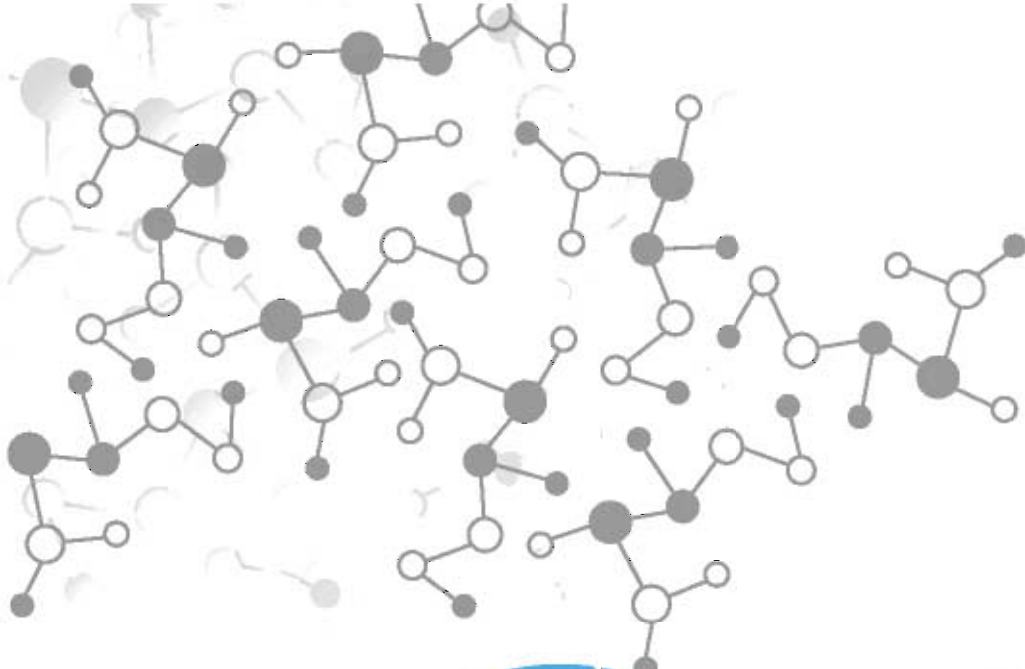
| Ratio                                      | Numerator   | Denominator                                  | Current Numerator | Current Denominator | Previous Numerator | Previous Denominator | Current Period | Previous Period | Current Period | % Variance | Reason for variance   |
|--|---|--|-------------------|---------------------|--------------------|----------------------|----------------|-----------------|----------------|------------|---|
| Current Ratios (in times)                  | Current Assets                                      | Current Liabilities                          | 15,385.49         | 2,489.92            | 12,354.00          | 1,186.03             | 6.18           | 10.42           | 10.42          | -40.68     | Due to increase in inventory, value of investment, trade receivables as well as corresponding increase in trade payables and advance received from customer |
| Debt Equity Ratio (in times)               | Total Debt  | Shareholders' Equity                         | -                 | -                   | -                  | -                    | NA             | NA              | NA             | NA         | NA  |
| Debts Service Coverage Ratio (in times)    | Net Profit before Tax + Non Cash Operating Expenses | Total Debt Service (Current Debt Obligation) | -                 | -                   | -                  | -                    | NA             | NA              | NA             | NA         | NA  |
| Return on Equity Ratio (in %)              | Net Profit after Tax                                | Average Shareholders' Equity                 | 1,578.90          | 16,614.74           | 644.54             | 15,542.56            | 9.50           | 4.15            | 4.15           | 129.16     | Due to increase in revenue from sale of product   |
| Inventory Turnover Ratio (in times)        | Net Sales   | Average Inventory                            | 8,209.89          | 1,383.04            | 7,789.35           | 1,543.32             | 593.61         | 504.71          | 504.71         | 17.61      | Due to increase in revenue from sale of product   |
| Trade Receivable Turnover Ratio (in times) | Net Sales   | Average Accounts Receivable                  | 8,210.00          | 2,581.00            | 7,789.00           | 3,077.00             | 3.18           | 2.53            | 2.53           | 26.00      | The levels of trade receivables has decreased as compared to last year due to higher realization resulting into higher trade receivable realization         |
| Trade Payable Turnover Ratio (in times)    | Purchases   | Average Accounts Creditors                   | 0.00              | 0.00                | 0.00               | 0.00                 | NA             | NA              | NA             | NA         | NA  |
| Net Capital Turnover Ratio (in times)      | Sales   | Shareholder's Equity                         | 8,366.04          | 12,031.77           | 7,811.85           | 10,848.34            | 0.70           | 0.72            | 0.72           | -3.44      | Due to increase in revenue from sale of product as well as increase in working capital  |
| Net Profit Ratio (in %)                    | Profit after Tax                                    | Net Sales                                    | 1,578.90          | 8,366.04            | 644.54             | 7,811.85             | 18.87          | 8.25            | 8.25           | 128.74     | Increase in revenue from operation has increased the profit as compared to last year  |
| Return on Capital Employed (in %)          | Earning before Interest and Tax                     | Average Shareholders' Equity                 | 2,089.57          | 17,749.66           | 852.65             | 15,479.81            | 11.77          | 5.51            | 5.51           | 113.73     | Increase in revenue from operation has increased the profit as compared to last year  |
| Return on Investments % (in %)             | Dividend  | Investment in Shares                         | 5,866.00          | 4,682.00            | 3,485.00           | 4,506.00             | 125.29         | 77.34           | 77.34          | 61.74      | Due to increase in profit on sale of investment as well as increase in dividend   |

By Order of the Board  
For Coral Laboratories Limited

Sd/-  
Girish Dhameja  
Whole Time Director  
(DIN: 07798455)

Sd/-  
Sushma Kadkade  
Director & CFO  
(DIN: 07791735)

Place: Mumbai  
Date: 11th July, 2023



*If undelivered, please return to :*

**Coral Laboratories Ltd.**

# 3B, Patanwala Ind. Estate, Opp. Shreyas Cinema, L.B.S. Marg, Ghatkopar (West), Mumbai - 400 086.