



LYNX MACHINERY AND COMMERCIALS LIMITED

Regd. Off.: Warden House, 340 J. J. Road, Byculla, Mumbai - 400 008.

CIN: L29299MH1960PLC011870 **PAN:** AAACL4374K

GSTIN: 27AAACL4374K1Z9

TEL: +91 22 2302 7900

Email: cosec@lynxmachinery.com

Website: www.lynxmachinery.com

30th May, 2024

To,
Bombay Stock Exchange Limited
Phiroze Jeejeebhoy Towers
Dalal Street, Fort,
Mumbai 400 001.

Scrip Code No. 505320

Dear Sir,

Sub: Outcome of Board Meeting held on 30th May 2024

Kindly find enclosed herewith the following:

1. Summarized Audited Financial Results of the Company for the 4th quarter and year ended March 31, 2024.
2. Auditors Report (Modified) for the financials for the year ended 31st March 2024.
3. Statement of Impact of Audit qualifications (for audit report with modified opinion).

Further we hereby inform your good office that the Annual Compliance Report under Regulation 24A of SEBI (Listing and Disclosure Requirement) (Amendment) Regulations, 2018 read with SEBI Circular dated 08.02.2019 and BSE circular dated 09.05.2019 and 14.05.2019 are not applicable to the Company, because Company claims exemptions under Regulation 15(2) of SEBI (Listing and Disclosure Requirement) Regulations, 2015 as the Company's paid up share capital is less than Rs.10 Crores and the net worth is less than Rs. 25 Crores.

The results have been approved in the meeting of the Board of Directors of the Company held today i.e. 30th May 2024 commenced at 3:00 p.m. and concluded at 4.50 p.m. IST and is also available on the website of the Stock Exchange at www.bseindia.com.

Thanking you.

Yours faithfully,
For Lynx Machinery And Commercials Limited

Pradyumna Jajodia
Director
(DIN 00138175)

Place: Mumbai

LYNX MACHINERY AND COMMERCIALS LIMITED

gd. Off.: Warden House, 340 J. J. Road, Byculla, Mumbai - 400 008.

CIN: L29299MH1960PLC011870 PAN: AAACL4374K

GSTIN: 27AAACL4374K1Z9

TEL: +91 22 2302 7900

Email: cosec@lynxmachinery.com

Website: www.lynxmachinery.com

CO. CODE : 505320



(Figures in Lakhs except EPS)

| SR. # | PARTICULARS | QUARTER ENDED | | | YEAR ENDED | |
|-------|--|-----------------------|-------------------------|-----------------------|-----------------------|-----------------------|
| | | 31.03.2024 Audited | 31.12.2023 Unaudited | 31.03.2023 Audited | 31.03.2024 Audited | 31.03.2023 Audited |
| 1 | Revenue From Operations | 0 | 0 | 0 | 0 | 0 |
| 2 | Other Income, net | 0.67 | 0 | 0.62 | 0.67 | 0.63 |
| 3 | Total (1+2) | 0.67 | 0 | 0.62 | 0.67 | 0.63 |
| 4 | EXPENSES | | | | | |
| a) | Employees Benefit Expense | 1.35 | 15.14 | 1.36 | 18.85 | 5.01 |
| b) | Finance Cost * | -14.43 | 20.06 | 5.98 | 9.89 | 9.16 |
| c) | Depreciation and Amortisation Expense | 0.26 | 0.26 | 0.26 | 1.03 | 1.03 |
| d) | Other Expenses * | -99.39 | 105.72 | 17.27 | 24.94 | 39.15 |
| | Total Expenses (IV) | -112.21 | 141.18 | 24.87 | 54.71 | 54.35 |
| 5 | Profit/(Loss) before exceptional items and tax (3-4) | 112.88 | -141.18 | -24.25 | -54.04 | -53.72 |
| 6 | Exceptional Items | 0 | 0 | 0 | 0 | 0 |
| 7 | Profit/(Loss) before Tax (5-6) | 112.88 | -141.18 | -24.25 | -54.04 | -53.72 |
| 8 | Tax Expenses | | | | | |
| a) | Current Tax | | | | | |
| b) | Deferred Tax | 0 | 0 | 0 | 0 | 0 |
| 9 | Net Profit(+)/Loss (7-8) | 112.88 | -141.18 | -24.25 | -54.04 | -53.72 |
| 10 | Other Comprehensive Income / Loss (net of tax) | | | | | |
| a) | Items that will not be reclassified to profit & loss account | 0.56 | 0 | 0 | 5.52 | 0 |
| b) | Items that will be reclassified to profit & loss account | 0 | 0 | 0 | 0 | 0 |
| 11 | Total Loss after Comprehensive Income (after tax) (9-10) | 113.44 | -141.18 | -24.25 | -48.52 | -53.72 |
| 12 | Paid-Up Equity Share Capital (Face Value Rs.10/- per Share) | 60 | 60 | 60 | 60 | 60 |
| 13 | Earning per Share (of rs.10/- each) (not annualised) | | | | | |
| a) | Basic & Diluted | 18.81 | (23.53) | (4.04) | (9.01) | (8.95) |

Notes:

- The above results have been prepared in accordance with Indian Accounting Standards ("IND AS") notified under section 133 of the Companies Act 2013, read together with the Companies (Indian Accounting Standards) Rules, 2015.
- The above results have been reviewed and recommended by the Audit Committee of Directors and subsequently approved by the Board of Directors at their respective meetings held on 30.05.2024.
- This is a single segment company in accordance with the AS-17 (Segment Reporting) issued by ICAI. Hence the question of disclosure of Segment information does not arise.
- The figures for the previous period have been regrouped / reclassified wherever necessary.

* Certain Expenses and Finance Cost were debited in previous quarter which have been reversed in this quarter after negotiations with concerned parties.

**ON BEHALF OF BOARD OF DIRECTORS
FOR LYNX MACHINERY AND COMMERCIALS LTD.**

PRADYUMNA JAJODIA

PLACE : MUMBAI
DATE : 30.05.2024

**MANAGER & DIRECTOR
DIN - 00138175**

LYNX MACHINERY AND COMMERCIALS LIMITED

Regd. Off.: Warden House, 340 J. J. Road, Byculla, Mumbai - 400 008.

CIN: L29299MH1960PLC011870 PAN: AAACL4374K

GSTIN: 27AAACL4374K1Z9

TEL: +91 22 2302 7900

Email: cosec@lynxmachinery.com

Website: www.lynxmachinery.com

CO. CODE : 505320



Rupees in '00

| | As at 31st March, 2024 (Audited) | As at 31st March, 2023 (Audited) |
|---|-------------------------------------|-------------------------------------|
| Statement of Standalone Audited Assets and Liabilities | | |
| A ASSETS | | |
| 1 Non-Current Assets | | |
| (a) Fixed Assets | | |
| - Tangible assets | 4,788.23 | 5,821.38 |
| (b) Non-current investments | - | 54,192.49 |
| (c) Long Term Loans And Advances | 82,302.55 | 82,302.95 |
| Sub-total - Non-current Assets | 87,090.78 | 1,42,316.82 |
| 2 Current Assets | | |
| (a) Trade Receivables | 24,451.69 | 24,451.69 |
| (b) Cash and Cash Equivalents | 33,598.51 | 5,912.50 |
| (c) Short Term Loans and Advances | - | - |
| (d) Other Current Assets | 7,22,840.18 | 3,04,531.94 |
| Sub-total - Current Assets | 7,80,890.38 | 3,34,896.13 |
| TOTAL ASSETS | 8,67,981.16 | 4,77,212.95 |
| B EQUITY AND LIABILITIES | | |
| 1 Shareholder's Funds | | |
| (a) Share Capital | 60,000.00 | 60,000.00 |
| (b) Reserves and Surplus | (1,61,214.22) | (1,12,690.39) |
| Sub-total - Shareholder's funds | (1,01,214.22) | (52,690.39) |
| 2 Non- Current Liabilities | | |
| (a) Long Term Borrowings | 9,17,277.62 | 1,30,812.48 |
| (b) Deferred Tax Liabilities (Net) | - | - |
| Sub-total - Non-current liabilities | 9,17,277.62 | 1,30,812.48 |
| 3 Current Liabilities | | |
| (a) Trade Payables | - | - |
| (b) Other Current Liabilities | 51,917.76 | 3,99,090.86 |
| Sub-total - Current Liabilities | 51,917.76 | 3,99,090.86 |
| TOTAL - EQUITY AND LIABILITIES | 8,67,981.16 | 4,77,212.95 |

ON BEHALF OF BOARD OF DIRECTORS
FOR LYNX MACHINERY AND COMMERCIALS LTD.

PRADYUMNA JAJODIA
MANAGER & DIRECTOR
DIN - 00138175

LYNX MACHINERY AND COMMERCIALS LIMITED

Regd. Off.: Warden House, 340 J. J. Road, Byculla, Mumbai - 400 008.

CIN: L29299MH1960PLC011870 PAN: AAACL4374K

GSTIN: 27AAACL4374K1Z9

TEL: +91 22 2302 7900

Email: cosec@lynxmachinery.com

Website: www.lynxmachinery.com

CO. CODE : 505320



LYNX MACHINERY AND COMMERCIALS LIMITED CASH FLOW STATEMENT FOR THE YEAR ENDED 31ST MARCH, 2024

Rs in '00

| | <u>Year ended 31.03.2024</u> | | <u>Year ended 31.03.2023</u> | |
|---|------------------------------|----------------------|------------------------------|--------------------|
| A. CASH FLOW FROM OPERATING ACTIVITIES | | | | |
| Net Profit before Extraordinary Items | | (54,042.34) | | (53,723.55) |
| Adjustment for | | | | |
| Depreciation | 1,033.15 | | 1,033.15 | |
| (Profit)/Loss on sale of Fixed Assets | - | | - | |
| (Profit)/Loss on sale of Investments | - | | - | |
| Interest Received | (625.20) | | (630.56) | |
| Interest Paid | 9,888.86 | 10,296.81 | 9,160.21 | 9,562.80 |
| OPERATING PROFIT BEFORE | | | | |
| WORKING CAPITAL CHANGES | | (43,745.53) | | (44,160.75) |
| Adjustment for Trade & Other Receivables | (4,18,307.83) | | (2,42,039.73) | |
| Inventories | - | | - | |
| Trade Payable | (3,47,173.10) | (7,65,480.93) | 2,55,901.61 | 13,861.88 |
| CASH GENERATED FROM OPERATION | | (8,09,226.46) | | (30,298.87) |
| Interest Paid | | (9,888.86) | | (9,160.21) |
| CASH FLOW BEFORE EXTRA - | | | | |
| ORDINARY ITEMS | | (8,19,115.32) | | (39,459.08) |
| Extra ordinary items | | - | | - |
| NET CASH FROM OPERATING ACTIVITIES | | (8,19,115.32) | | (39,459.08) |
| B. CASH FLOW FROM INVESTING ACTIVITIES | | | | |
| Addition of Fixed Assets | - | | - | |
| Sale of Fixed Assets | - | | - | |
| Sale of Investment | 59,711.00 | | | |
| Interest Received | 625.20 | | 630.56 | |
| Disposal of Investment Property | - | 60,336.20 | - | 630.56 |
| NET CASH FROM INVESTING ACTIVITIES | | 60,336.20 | | 630.56 |
| C. CASH FLOW FROM FINANCIAL ACTIVITIES | | | | |
| Increase in Share Capital | - | | - | |
| Proceeds from/(Repayment of) Borrowings | 7,86,465.14 | 7,86,465.14 | 40,394.53 | 40,394.53 |
| NET CASH FROM/(USED IN) FINANCING | | | | |
| ACTIVITIES | | 7,86,465.14 | | 40,394.53 |
| NET INCREASE IN CASH & CASH | | | | |
| EQUIVALENTS (A+B+C) | | 27,686.02 | | 1,566.01 |
| OPENING CASH & CASH EQUIVALENTS | | 5,912.50 | | 4,346.49 |
| CLOSING CASH & CASH EQUIVALENTS | | 33,598.52 | | 5,912.50 |

1. The above Cash Flow Statement has been prepared under the 'Indirect Method' as set out in the Ind AS - 7 "Statement of Cash Flows".

2. Brackets indicate cash outflows.

The accompanying notes form an integral part of the Standalone Financial Statements

As per our report attached

FOR LYNX MACHINERY AND COMMERCIALS LTD.

PRADYUMNA JAJODIA

**MANAGER & DIRECTOR
DIN - 00138175**

LYNX MACHINERY AND COMMERCIALS LIMITED

Regd. Off.: Warden House, 340 J. J. Road, Byculla, Mumbai - 400 008.

CIN: L29299MH1960PLC011870 PAN: AAACL4374K

GSTIN: 27AAACL4374K1Z9

TEL: +91 22 2302 7900

Email: cosec@lynxmachinery.com

Website: www.lynxmachinery.com



CO. CODE : 505320

EXTRACT OF STATEMENT OF RESULTS FOR THE 4TH QUARTER / YEAR ENDED MARCH 31, 2024

(RS in Thousands except EPS)

| SR. NO. | PARTICULARS | Quarter Ended 31.03.2024 Audited | Quarter Ended 31.03.2023 Audited | Year Ended 31.03.2024 Audited |
|---------|---|----------------------------------|----------------------------------|-------------------------------|
| 1 | Total Income from Operations (Net) | 67 | 62 | 67 |
| | Total | 67 | 62 | 67 |
| 2 | Net Profit / (Loss) for the Period before Tax, (exceptional and /or extra ordinary Items) * | 11288 | -2425 | -5404 |
| 3 | Net Profit / (Loss) for the Period before Tax (after exceptional and/or extra ordinary Items) * | 11288 | -2425 | -5404 |
| 4 | Net Profit / (Loss) for the Period after Tax (after exceptional and / or extra ordinary Items) * | 11288 | -2425 | -5404 |
| 5 | Total Comprehensive Income for the period (comprising Profit/(Loss) for the period (after Tax) and other comprehensive Income (after Tax) * | 11344 | -2425 | -4852 |
| 6 | Paid-Up Equity Share Capital (Face Value Rs.10/- Per Share) | 6000 | 6000 | 6000 |
| 7 | Reserve - other Equity (excluding revaluation reserves (as shown in the Audited Balance Sheet of Previous Year) | 0 | 0 | -16121 |
| 8 | Earning Per Share (EPS) before extra ordinary Items (of R.10/- each) | | | |
| a) | Basic | 18.81 | (4.04) | (9.01) |
| b) | Diluted | 18.81 | (4.04) | (9.01) |
| | * Not Annualised | | | |

NOTES:

a) The above is an extract of the detailed format of quarterly / Year ended Financial Results filed with the Stock exchange under Regulation 33 of the SEBI (Listing and other disclosure Requirements) Regulations, 2015 The full format of Quarterly / Year ended Financial Results are available on the BSE website (www.bseindia.com) and on the company's website www.lynxmachinery.com

b) There is no change in accounting Policies and hence there is no Impact on Profit & Loss.

c) No Exceptional or extra ordinary Items adjusted.

* Certain Expenses and Finance Cost were debited in previous quarter which have been reversed in this quarter after negotiations with concerned parties.

ON BEHALF OF BOARD OF DIRECTORS
FOR LYNX MACHINERY AND COMMERCIALS LTD.

PRADYUMNA JAJODIA

PLACE : MUMBAI
DATE : 30.05.2024

MANAGER & DIRECTOR
DIN - 00138175

INDEPENDENT AUDITOR'S REPORT TO THE BOARD OF DIRECTORS OF

LYNX MACHINERY AND COMMERCIALS LIMITED

Introduction

1. We have audited the accompanying Statement of Standalone Financial Results of **LYNX MACHINERY AND COMMERCIALS LIMITED ('the Company')** for the quarter and year ended March 31, 2024 ("the Statement") attached herewith, being submitted by the Company pursuant to the requirement of Regulation 33 of the SEBI (Listing Obligations and Disclosure Requirements) Regulations, 2015 ('the Regulation) read with SEBI Circular No CIR/CFD/FAC/62/2016 dated 05th July 2016 (' the Circular'). The standalone financial results for the quarter and year ended 31st March 2024 have been prepared on the basis of the Standalone financial results for the nine month period ended 31st December 2023, the audited standalone financial statements as at and for the year ended 31st March 2024 and the relevant requirement of the Regulation and the Circular, which are the responsibility of the Company's management and has been approved by the board of Directors. Our responsibility is to express an opinion on these standalone financial statement based on our review of the standalone financial results for the nine-month period ended 31st December 2023 which were prepared in accordance with the recognition and measurement principles laid down in Indian Accounting standard (Ind AS) 34 'Interim Financial Reporting' specified under section 133 of the Companies Act 2013 read with relevant rules issued there under and other accounting principles generally accepted in India; our audit of the annual standalone Ind AS financial statements as at and for the year ended 31st March 2024 and the relevant requirements of Regulation 33 of the SEBI (Listing Obligations and Disclosure Requirements) Regulation 2015 read with SEBU circular No SEBI Circular No CIR/CFD/FAC/62/2016 dated 05th July 2016.

Scope of Review

2. We conducted our audit of the statement in accordance with the auditing standards generally accepted in India. Those standards require that we plan and perform the audit to obtain reasonable assurance about whether the statement is free of material misstatement. An audit includes examining, on a test basis, evidence supporting the amounts disclosed in the statement. An audit also includes assessing the accounting principles used and significant estimates made by management. We believe that our audit provides a reasonable basis for our opinion.

The Company's trade receivables aggregating to Rs 2,445,169 are old and under litigation. The said amount includes Rs 2,134,761 receivable from a trade debtor, in respect of which reference is invited to Note No 22. Since the Hon'ble City Civil & Sessions Court, Greater Mumbai, has ordered the company to pay Rs 29,38,735 to the said party (plus interest from date of filing of suit), recovery of the said sum of Rs 2,134,761 from the same party is doubtful in our opinion, more so because the debt is now barred by limitation. Hence, in our opinion, provision for doubtful debts needs to be maintained against the said Trade Receivable of Rs 2,134,761. Thus Trade Receivables and Other Equity are overstated by Rs 2,134,761 and loss and comprehensive loss for the year are understated by the same amount.



3. In our opinion and to the best of our information and according to the explanations given to us, except for the possible effects of the matters described in paragraph above, these quarterly standalone financial results as well as the year to date results:
- (i) Are presented in accordance with the requirement of Regulation 33 of the SEBI (Listing Obligations and Disclosure Requirements) Regulations, 2015 ('the Regulation) read with SEBI Circular No CIR/CFD/FAC/62/2016 dated 05th July 2016 in this regard and
 - (ii) Give a true and fair view in conformity with the aforesaid Indian Accounting Standards and other accounting principles generally accepted in India of the net profit/loss, Total Comprehensive income and other financial information for the quarter ended 31st March 2024 and for the year ended on that date.
4. Further read with Paragraph 1 above, we report that the figures for the quarter ended 31st March 2024 represent the derived figures between the audited figures in respect of the financial year ended 31st March 2024 and the published year to date figure upto 31st December 2023, being the date of the end of the third quarter of the current financial year, which were subjected to limited review as stated in paragraph 1 above as required under Regulation 33 of the SEBI (Listing Obligations and Disclosure Requirements) Regulations, 2015 ('the Regulation) read with SEBI Circular No CIR/CFD/FAC/62/2016 dated 05th July 2016.

For A. Patwari & Co.
Chartered Accountants
Firm Registration No. 326300E

For **A. PATWARI & CO.**
Chartered Accountants
F.R.N.: 326300E
Arvind Patwari
Arvind Patwari
Proprietor
M. NA. 065505
Membership No 065505

Place: Kolkata
Dated : 30.05.2024
UDIN : 24065505BKFTRP8856





LYNX MACHINERY AND COMMERCIALS LIMITED

Regd. Off.: Warden House, 340 J. J. Road, Byculla, Mumbai - 400 008.

CIN: L29299MH1960PLC011870 PAN: AAACL4374K

GSTIN: 27AAACL4374K1Z9

TEL: +91 22 2302 7900


Email: cosec@lynxmachinery.com





Website: www.lynxmachinery.com

ANNEXURE I

Statement on Impact of Audit Qualifications (for audit report with modified opinion) submitted along-with Annual Audited Financial Results – (Standalone and Consolidated separately)

| Statement on Impact of Audit Qualifications for the Financial Year ended March 31, 2024 [See Regulation 33/ 52 of the SEBI (LODR) (Amendment) Regulations, 2016] | | | | |
|---|--|--|---|---|
| | Sr. No. | Particulars | Audited Figures (as reported before adjusting for qualifications) | Adjusted Figures (audited figures after adjusting for qualifications) |
| I. | 1. | Turnover/ Total Income | 67,126 | 67,126 |
| | 2. | Total Expenditure | 54,71,360 | 76,06,121 |
| | 3. | Net Profit/ (Loss) | (54,04,234) | (75,38,995) |
| | 4. | Earnings Per Share | (9.01) | (12.56) |
| | 5. | Total Assets | 8,67,98,116 | 8,46,63,355 |
| | 6. | Total Liabilities | 9,69,19,538 | 9,69,19,538 |
| | 7. | Net Worth | (1,01,21,422) | (1,22,56,183) |
| | 8. | Any other financial item(s) (as felt appropriate by the management) | --- | --- |
| II. | <u>Audit Qualification (each audit qualification separately):</u> | | | |
| | a. | Details of Audit Qualifications: 1. Non-Provisions for Doubtful debts of Rs.21,34,761/- | | |
| | b. | Type of Audit Qualification: 1. Qualified Opinion | | |
| | c. | Frequency of qualification: Whether appeared first-time/ repetitive/ since how long continuing. | | |
| d. | For Audit Qualification(s) where the impact is quantified by the auditor, Management's Views: 1. The Company's trade receivables aggregating to Rs. 24,45,169/- are old and under litigation and is subjudice. Though the Company has lost the suit in case of one of the debtors of Rs. 21,34,761/- before the Honorable City Civil Sessions Court Mumbai, against which the Company has filed an Appeal in the Honorable High Court of Mumbai. The Company is also attempting to hold without prejudice discussions with the concerned debtor to settle the issue and the Company is reasonably hopeful of recovering the debt and accordingly the Company has still not made provision for bad debts in the books of Accounts. The Company is also hopeful of recovery of balance debts of Rs. 3,10,408/- and accordingly no provisions has been made for the same. | | | |



| | |
|--|---|
| | (i) For Audit Qualification(s) where impact is not quantified by the auditor: NIL |
| | (ii) Management's estimation on the impact of audit qualification: The Company is hopeful to recover the debts as mentioned above |
| | (iii) Auditors' Comments on (i) and (ii) above: NIL |
| III. Signatories: | |
| <ul style="list-style-type: none"> Director | <p>Pradyumna Jajodia</p>  <p>Director & Manager (DIN : 00138175)</p> |
| <ul style="list-style-type: none"> Audit Committee Chairman | <p>Krishna Jain</p>  <p>Independent Director (DIN : 06956461)</p> |
| <ul style="list-style-type: none"> Statutory Auditor | <p>A Patwari & Co Chartered Accountant FRN 326300E For A. PATWARI & CO. Chartered Accountants FRN:326300E</p>  <p>Arvind Patwari Proprietor M.No. : 065505 M.No. : 065505</p>  |
| | Place: Mumbai |
| | Date: 30 th May 2024 |

