



## NLC INDIA LIMITED

(Navratna - A Government of India Enterprise)

Regd. Office: First Floor, No.8, Mayor Sathyamurthy Road,  
FSD, Egmore Complex of Food Corporation of India, Chetpet, Chennai-600 031  
Corporate Office: Block-1, Neyveli-607 801, Cuddalore District, Tamil Nadu.  
Phone: 04142/252205. Fax: 04142-252645, 252646  
CIN:L93090TN1956GOI003507  
Web-site:www.nlcindia.com; e-Mail:cosec@nlcindia.in



Lr.No.Secy/Reg.34 & 52/2019

Dt.16.07.2019

To The National Stock Exchange of India Ltd Plot No.C/1,G Block Bandra-Kurla Complex Bandra(E),Mumbai-400 051.  Scrip Code : <b>NLCINDIA</b> Security name: <b>NLC29</b>	To The BSE Ltd Phiroze JeeJeebhoy Towers Dalal Street Mumbai-400 001.  Scrip Code : <b>513683 &amp; 958806</b>
---	--

Dear Sir(s),

Sub: Regulation 34 & 52 of SEBI (Listing Obligations and Disclosure Requirements) Regulations, 2015(LODR).


\*\*\*

Pursuant to Regulation 34 and 52 of LODR, we enclose a copy of the Annual Report for the Financial Year 2018-19.

This is for your information and records.

Thanking you.

Yours faithfully  
for NLC India Limited

  
Company Secretary



**CHAIRMAN-CUM-MANAGING DIRECTOR & DIRECTOR (FINANCE) - ADDITIONAL CHARGE**

Shri. Rakesh Kumar

**DIRECTORS**

Shri. Vinod Kumar Tiwari  
Shri. Md. Nasimuddin  
Shri. R. Vikraman  
Shri. Nadella Naga Maheswar Rao  
Shri. Prabhakar Chowki  
Shri. Shaji John  
Shri. Azad Singh Toor  
Shri. K. Madhavan Nair  
Ms. Nalini Padmanabhan  
Shri. Indrajit Pal  
Dr. P. Vishnu Dev

**CHIEF FINANCIAL OFFICER**

Shri. Rakesh Kumar

**COMPANY SECRETARY**

Shri. K. Viswanath

**STATUTORY AUDITORS**

M/s. Chandran & Raman,  
Chartered Accountants,  
Paragon No.2, Dr. Radhakrishnan Salai,  
2<sup>nd</sup> Street, Mylapore,  
Chennai - 600 004.

M/s. P K K G Balasubramaniam & Associates,  
Chartered Accountants,  
Door No. 10/2, Eighth Street,  
Gandhi Nagar,  
Thiruvannamalai - 606 602.

**BRANCH AUDITOR**

M/s. Bhandawat and Company,  
Chartered Accountants,  
Khetan Bhavan, M.I. Road,  
Jaipur - 302 001.

**COST AUDITOR**

M/s. Bandyopadhyaya Bhaumik & Co.,  
Cost Accountants,  
27 A & C, Amherst Street,  
Kolkata - 700 009.

**SECRETARIAL AUDITOR**

M/s. A.K. Jain & Associates,  
Practising Company Secretaries,  
No 2 (New No 3), Raja Annamalai Road,  
First Floor, Purasawalkam, Chennai - 600 084.

**PRINCIPAL BANKERS & FINANCIAL INSTITUTIONS**

State Bank of India  
Axis Bank  
Federal Bank  
HDFC Bank  
Power Finance Corporation Limited

**TRUSTEES TO THE NEYVELI BOND 2019 SERIES I**

SBI CAP Trustee Company Limited,  
Apeejay House, 6<sup>th</sup> Floor, 3, Dinshaw Wachha Road,  
Churchgate, Mumbai - 400 020.

**REGISTERED OFFICE**

First Floor, No.8, Mayor Sathyamurthy Road,  
FSD, Egmore Complex of Food Corporation of India,  
Chetpet, Chennai - 600 031.

**DEPOSITORY REGISTRAR & SHARE TRANSFER AGENT**

Integrated Registry Management Services Pvt. Ltd.,  
II Floor, 'Kences Towers',  
No.1, Ramakrishna Street,  
North Usman Road, T. Nagar,  
Chennai - 600 017.

**CONTENTS**

Performance Highlights	11
Directors' Report	13
C&AG's Comments	69
Auditors' Report	70
Balance Sheet	82
Statement of Profit & Loss	83
Cash Flow Statement	85
Notes to the Financial Statements	86
Consolidated Financial Statements	140
Information on Subsidiary Companies	212
Business Responsibility Report	215
Social Overhead	228

## DIRECTORS' PROFILE

### **Shri. Rakesh Kumar, Chairman-cum-Managing Director & Director (Finance) - Additional Charge (DIN 02865335)**



Shri. Rakesh Kumar, aged 56 years, a Commerce Graduate with Masters Degree in Business Administration in Finance has joined the Company in May, 2012 as Director (Finance) and assumed charge as Chairman-cum-Managing Director of the Company on 28<sup>th</sup> September, 2018. Prior to joining in the Company he had held the position of Director (Finance) in Brahmputra Polymers and Crackers Ltd., besides various positions at senior level in GAIL (India) Ltd. He has more than 9 years of Board level experience and has a vast experience of working with many major projects like HVJ (Erstwhile HBJ) Gas Pipeline Project, UPPC (First Petrochemical project in North India), RGPPL (Revival of Dhabol Power Project) in GAIL (I) Ltd. etc. Shri.Rakesh Kumar is also holding Additional Charge of Director (Finance) and Chief Financial Officer of the Company.

In his career with the Company, Shri.Rakesh Kumar has taken strategic initiatives like prudent GST implementation, amendments of all existing power purchase agreements to include priority payment terms which has resulted in realisation of more than a decade old surcharge and also ensured timely payment of dues for future, cross linking of MoU Parameters of CPSEs for Projects to ensure timely execution etc. His contribution in the National level assignments include successful implementation of Pilot Project as Convener of Energy PSU Task Force for optimisation of cost in CPSEs of Ministries in Energy Sector. He has assumed charge as Chairman of SCOPE (Standing Conference of Public Enterprises), an apex Body of PSEs in India, with effect from 01.04.2019.

### **Shri. Vinod Kumar Tiwari, Part-time Official Director (DIN 03575641)**

Shri Vinod Kumar Tiwari, aged 56 years, Additional Secretary, Ministry of Coal (April, 2019) is 1986 Indian Forest Service officer of Himachal Pradesh (HP) Cadre, who holds double masters in Geology and in Forestry. In his career spanning over three decades, he served in various positions (HRD, IT, Legal, Personnel, Environment, Social and RR and M&E) before his appointment (April, 2017) as Joint Secretary in Ministry of Tribal Affairs, Government of India. He has served State Power Sector in various capacities for a decade including directorship in HP Power Corporation Ltd. He has voluntarily done two year's stint in climatically harsh, remote and difficult tribal area (Pangi Sub-Division, Chamba district) of HP. He has travelled far and wide and is trained in various subjects in India and abroad. He has been pivotal in the development of several important policies in State Power Sector, State's Environment and Forest Sector; besides CDM Project, WCD Compliance, EIA, EMP preparation and compliance monitoring etc. for Environment Management.



### **Shri. Md.Nasimuddin, Part-time Official Director (DIN 02026939)**

Shri.Md.Nasimuddin, aged 55 years, is a Honors graduate and did his Post-Graduation in Delhi University and Post Graduation in Management in Birmingham University, United Kingdom. Shri.Md.Nasimuddin, a member of Indian Administrative Service, has held various important positions in Government of Tamilnadu. Shri.Md.Nasimuddin is presently serving as the Principal Secretary to Government of Tamilnadu, Energy Department.

### **Shri. R. Vikraman, Director (Human Resource) (DIN 07601778)**

Shri.R.Vikraman, aged 57 years, is a Graduate in Mechanical Engineering and holds a Post Graduate Degree in Business Administration with Silver Medal awarded by the University. Shri.R.Vikraman joined the Company as Graduate Engineer Trainee in the year 1986. Prior to assuming charge as Director (HR) w.e.f. 09.12.2016, he had held various important positions in the Company. Shri.R.Vikraman was involved in the successful construction, commissioning and operation of Thermal Power Station-II- Stage-II (4x210 MW) Project without time and cost overrun. After switching over his line of service from Engineering to Management, he had been at the helm of affairs of Corporate HR Department for over ten years between 1996 and 2006, bringing in a number of innovations. After the Corporate assignment, he took over as the Head of the HR Departments of NLC's Mine-II & Mine-II Expansion and Thermal Power Station-II, before becoming the "Group Head of HR" of all Thermal Units.



Shri.R.Vikraman has excelled in every challenging assignment entrusted to him and his significant contribution in HR include efficient crisis management, ensuring no production loss despite man-days loss, disciplining the units he had served and ensuring smooth & cordial Industrial climate. He played a major role in concluding the Wage Revision for Non-Executives through 'Bi-partite settlement' without any third party intervention, for the first time in the history of the Company and introduced 'Performance Orientation' for sanction of Annual Increment w.e.f. 01.01.2017.

### **Shri. Nadella Naga Maheswar Rao, Director (Planning & Projects) (DIN 08148117)**




Shri Nadella Naga Maheswar Rao, aged 58 years, is a Graduate in Electrical & Electronics Engineering. He holds a Post Graduate Degree (M.Tech) in Power Generation Technology from IIT, Delhi and also Masters Degree in Business Administration.

Shri Nadella Naga Maheswar Rao has assumed the charge as Director(Planning & Projects) in NLC India Limited w.e.f. 29.06.2018.

Before joining in the Company as General Manager in the year 2013, Shri Nadella Naga Maheswar Rao has worked with NTPC Ltd in various positions in the Project Execution of Thermal Power Plants and subsequently with Reliance Power Ltd for about 4 years in Project Execution and O&M of Thermal Power Plants. On joining with the Company he was posted in Barsingsar Thermal Power Project, Rajasthan and had subsequently assumed the charge as Project Head of Barsingsar Mine cum Thermal Power Project and Chief Project Officer for Bithnok Thermal Power Project and Barsingsar Thermal Power Station Extension Project. He had successfully implemented the necessary modifications in the Barsingsar Thermal Power Project to achieve the rated capacity of the Plant. Shri Nadella Naga Maheswar Rao has vast experience in Thermal Power Plants and also in administrating the Mine cum Thermal project and was instrumental in many achievements in the area of his work.

### **Shri. Prabhakar Chowki, Director (Mines) (DIN 08199813)**

Shri.Prabhakar Chowki, aged 57 years assumed charge as Director (Mines) on 28.11.2018. He is a Graduate in Mining and holds First Class Certificate of Competency under the Indian Mines Act. Shri.Prabhakar Chowki started his career in Coal India Limited in the year 1984 and has worked in different capacities in Western Coalfields Limited, Central Coalfields Limited and Coal India Limited. Shri.Prabhakar Chowki has rich experience in the field of mine planning, production, management, supervision, direction & control of Underground as well as Opencast Coal Mines. He was instrumental in introduction of Surface Miners in Central Coalfields Limited in the year 2003 which is a green mining activity and also in re-opening one of the closed opencast mines in the Company.




### **Shri. Shaji John, Director (Power) (DIN 08418401)**



Shri.Shaji John, aged 56 years, is a Graduate in Mechanical Engineering and also a Post Graduate in M.Tech (Thermal Engineering).Shri.Shaji John started his career in NTPC in the year 1989 and has worked in various capacities till the year 2017 prior to joining in the Company. Shri.Shaji John was deputed to NLC Tamilnadu Power Limited (a Joint Venture Company between NLCIL and TANGEDCO) and during the period from March, 2017 to March, 2018, he was posted as General Manager (Operation and Maintenance) and from 1<sup>st</sup> April, 2018 to 20<sup>th</sup> February, 2019 he was functioning as the Chief Executive Officer of the above Joint Venture Company. Prior to assuming charge as Director(Power) w.e.f.17.04.2019, Shri.Shaji John has vast experience in Erection, Commissioning and Operation & Maintenance of Thermal Power Plants.

### **Shri. Azad Singh Toor, Independent Director (DIN 07358170)**

Shri Azad Singh Toor, aged 67 years, is a Graduate in Economics, Political Science and English. He was a member of Indian Foreign Service. Shri Toor has served in various positions in Indian Missions abroad including the post of Ambassador. He has also held various assignments in the Ministry of External Affairs at the headquarters in New Delhi.



### **Shri. K. Madhavan Nair, Independent Director (DIN 07366493)**



Shri.K.Madhavan Nair, aged 66 years, a Post Graduate in Economics, joined Indian Revenue Service in 1975 after a stint in teaching and worked in the Income-tax Department and Enforcement Directorate. Functioned in the Investigation, Training and Field Assignments at various locations in India, Shri.K.Madhavan Nair retired as Member, Central Board of Direct Taxes in the year 2012 after holding the portfolios of Investigation and Legislation which involved the preparation of Direct Taxes part of the Union Budget. Shri.K.Madhavan Nair was also the Vice-Chairman of the Committee on black money set up by the Finance Minister and later functioned as Income-tax Ombudsman at Kochi, Kerala State.

**Ms. Nalini Padmanabhan, Independent Director (DIN 01565909)**



Ms. Nalini Padmanabhan, aged 54 years, is a practicing Chartered Accountant who is in practice from the year 1985 and has rich professional experience spanning to 3 decades. She is a senior partner in B.Thiagarajan & Co, Chartered Accountants, Chennai. B.Thiagarajan & Co, Chartered Accountants, is a firm having 12 partners and has been in practice for 4 decades. Ms.Nalini Padmanabhan specializes in system audit and business consultancy areas. Ms.Nalini Padmanabhan handles assignments in IT, Textiles, Jewellery, Educational Institutions, Engineering and Banking. She has served in State Bank of India, Chennai Local Board for a period of 3 years (2003 to 2006) as Director, appointed by Government of India. Ms.Nalini Padmanabhan serves as a Managing Committee Member of Madras Management Association, a premier Management Association of repute. Ms.Nalini Padmanabhan is a Founder Member of Prerana Helpline Foundation that caters for the need of people as a NGO outfit. Ms.Nalini Padmanabhan has contributed articles in various seminars and conferences in the topics related to finance. Ms.Nalini Padmanabhan has taken classes for Non-Finance Executives, CFO's and senior executives of corporates in the areas of business development, personality improvement and finance for non-finance executives. Ms.Nalini Padmanabhan is interested in social activities particularly in the areas of women's upliftment programmes and gave counseling to many womenfolk from downtrodden, environments.

**Shri. Indrajit Pal, Independent Director (DIN 00163967)**

Shri.Indrajit Pal, aged 64 years, is a Honors Graduate in Chemistry with a Post-Graduation in Organic Chemistry both from Delhi University. Shri.Indrajit Pal also holds Post Graduate Diploma in Public Administration from Indian Institute of Public Administration and a M.Phil in Social Science from Punjab University. He was a Member of Indian Administrative Service (1977 batch, Andhra Pradesh Cadre) and had held various important positions in Government of Andhra Pradesh, Government of India, Public Sector Undertaking etc., before retiring as the Secretary to Government of India, Department of Chemicals & Petrochemicals in the year 2014.



**Dr. P. Vishnu Dev, Independent Director (DIN 08308279)**



Dr. P. Vishnu Dev, MA. M.Sc. (Psy.), Ph. D, aged 47 years, is an eminent Professor of Sociology at the Osmania University, Hyderabad, India. Presently, he is serving as State NSS Officer, Higher Education Department, Government of Telangana. He is also a Visiting Professor at the Department of Indology and Comparative Religions, Tübingen University, Germany. His extensive field work experience and several research projects carried out on Tribal communities in India have broaden the proper understanding of Foragers in the context of modern development model. He is the author of five books and published several articles in leading national and international journals. His research areas include: Tribal Studies, Hunters-Gatherer Societies, Political Sociology and Religious Studies. He combines academic pursuits with various administrative experiences in service to the youth and marginalised communities.

Previously, Dr. P. Vishnu Dev held several administrative positions such as 'Chairman', Board of Studies, Department of Sociology, Osmania University; 'Director', Empanelled Training Institute (OU), Ministry of Youth Affairs & Sports, Govt. of India; Coordinator, National Service Scheme, Osmania University; 'Director', Equal Opportunity Cell, sponsored by the University Grants Commission (UGC), New Delhi.

### **Chief Vigilance Officer**



**T. Venkata Subramanian**

### **Executive Directors**



**Syed Abdul Fateh Khalid**  
Executive Director(SME & Conv.)



**Kaushal Kishore Anand**  
Executive Director(NUPPL)



**Hemant Kumar**  
Executive Director(Mines)



**A. Ganesan**  
Executive Director (Commercial)



**Arvind Kumar**  
Executive Director (Coal Co-ordination)



**V. Shanmuganathan**  
Executive Director (IE Wing & Contracts)




**N. Sadish Babu**  
Executive Director(HR)



**A. Ravindran**  
Executive Director (Thermal)

### Chief General Managers



**N. Sankar**  
CGM (HR)



**K. Chandran**  
CGM (Monitoring/Mines)



**Dr. T. Kannadasan**  
CGM (Geology/Mines)



**K. Mohan Reddy**  
CGM (Safety Monitoring & ISO)



**R. Mohan**  
CGM(CSR/Edu/ Sports&Cul.)



**S. Mathivanan**  
CGM (Finance/CO)



**C. Thiagaraju**  
CGM/HR(IR)



**M. Raghavan**  
CGM(Vigilance)



**N. Raguraman**  
CGM(NNTPP)



**O.S. Gnanasekaran**  
CGM(HR/Thermal)



**Y. Joe Stephen Dominic**  
CGM(HR/Mines)



**S. Gurusamynathan**  
CGM(HR/CO)



**V. Manoharan**  
CGM(CARD)



**Jagadish Chandra Mazumdar**  
CGM(Mine-II)



**P. Babu**  
CGM(Civil/CTO)



**S. Harikrishnan**  
CGM(GWC/Mines)



**V.N. Babu**  
CGM(Finance/CO)



**Suresh Chandra Suman**  
CGM/PH (Talabira Project)



**S.R. Sekar**  
CGM (TA)



**Ramachandra R Parashar**  
CGM (Computer Services/CO)



## Chief General Managers



**A. Rajasekhara Reddy**  
CGM(Mine-I)



**V. Baskaran**  
CGM(Tech/Mines)



**A. Gothandam**  
CGM(TPS-II)



**P. Ashok Raj**  
CGM(SME/Mines)



**M.R. Ravichandran**  
CGM(Marketing)



**E. Esaikkimuthu**  
CGM (Project Head/Barsingar)



**K. Ganesan**  
CGM (P&BD)



**S. Nagarajan**  
CGM (MM&Disposal)



**K. Mukundan**  
CGM (Mine-IA)



**Dr. Munendra Kumar Jha**  
CGS (Medical)



**S. Ramsubbose**  
CGM (TPS-I Expn.)



**V. Narayanamurthy**  
CGM (ES&C)



**P. Sivakumar**  
CGM (Civil/Mines)



**K. Viswanath**  
Company Secretary



**PR Muthaiah**  
CGM (Mine Planning)



**M. Sampath**  
CGM (TPS-I)



**T. Nathamuni**  
CGM (Public Relations)



**K.S. Gopalakrishnan**  
CEO (NTPL)



**Mukesh Agrawal**  
CGM (Finance/CO)

## PHYSICAL AND FINANCIAL CHARTS

### YEAR 2018-19 AT A GLANCE

#### PHYSICAL

Lignite production  
**242.49 LT**

Power Generation (gross)  
**20676.18 MU**

Power Export  
**17505.30 MU**

#### FINANCIAL

₹ in crore

Revenue from Operations  
**7145.92**

Profit Before Tax  
**2135.87**

Profit After Tax  
**1266.97**

Dividend  
**45.30%**

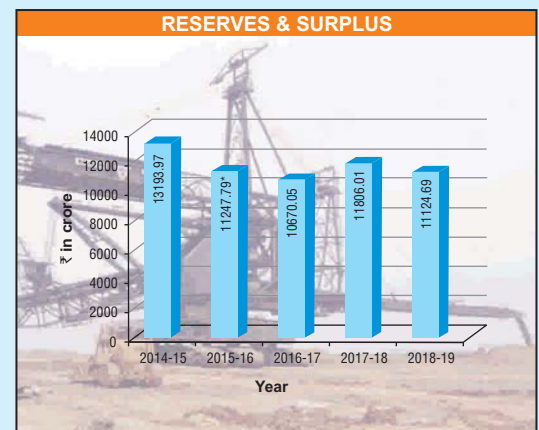
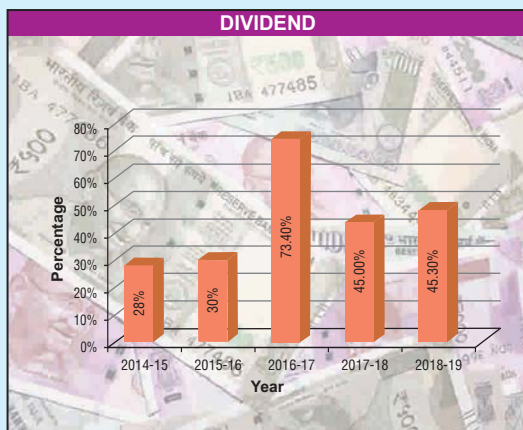
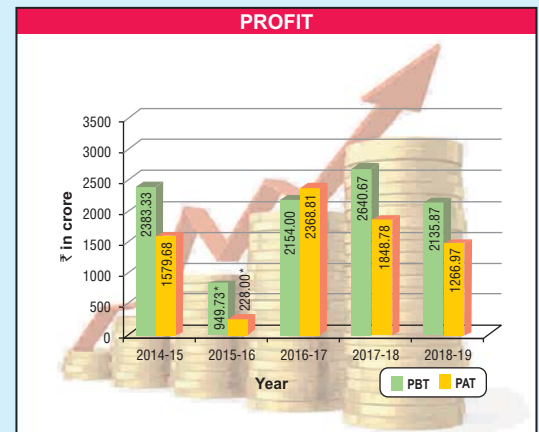
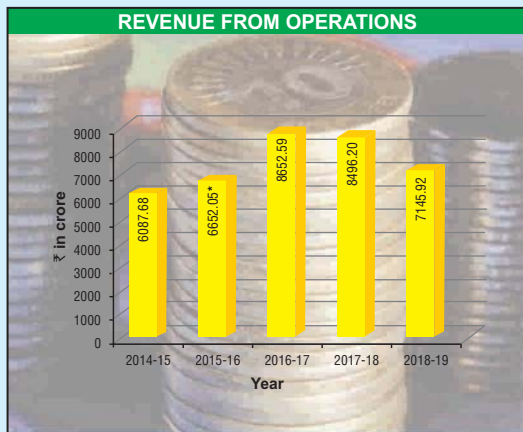
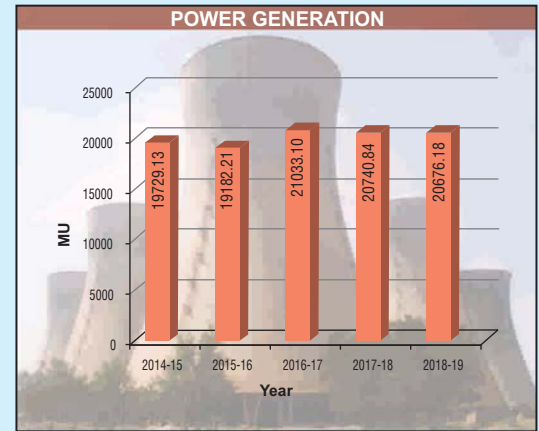
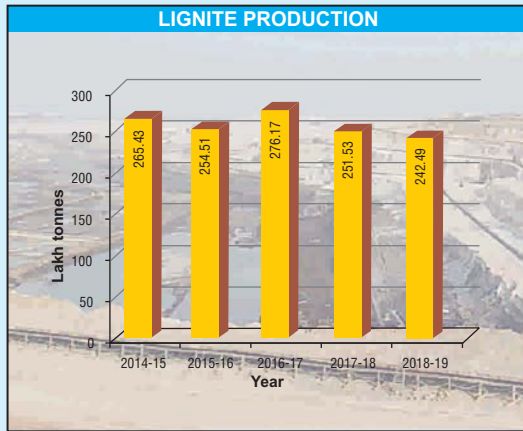
Reserves & Surplus  
**11124.69**

Net Worth  
**12393.53**

Value Added Per Employee (₹)  
**4205933**

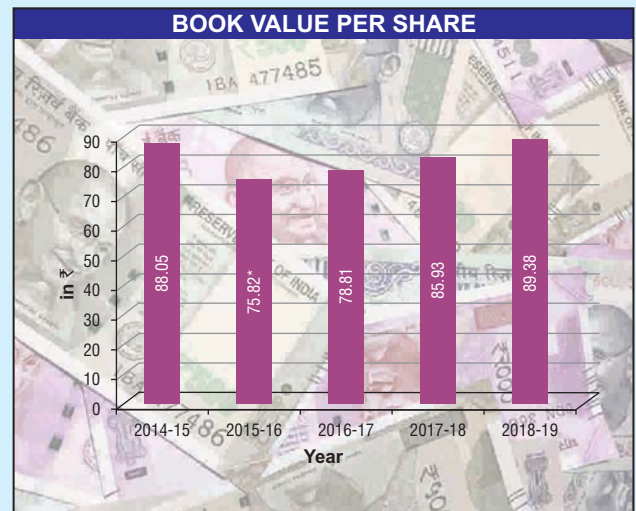
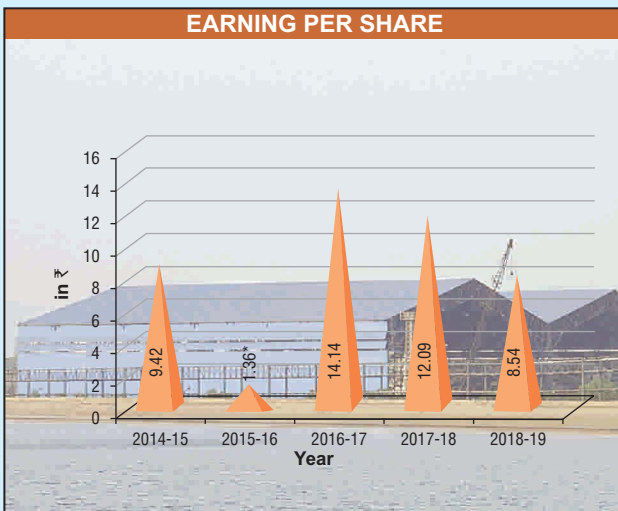
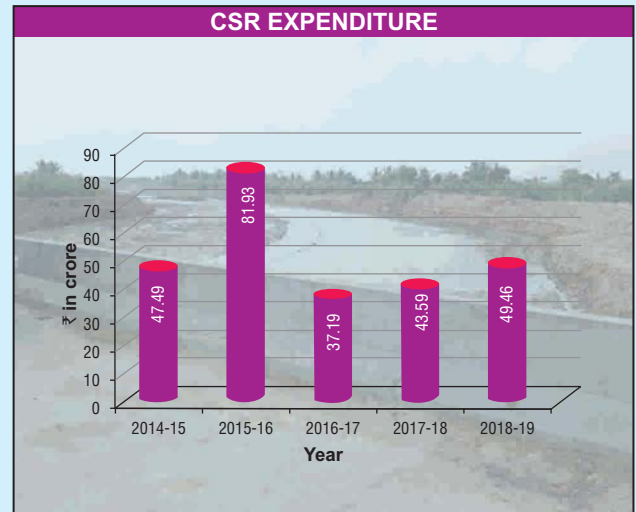
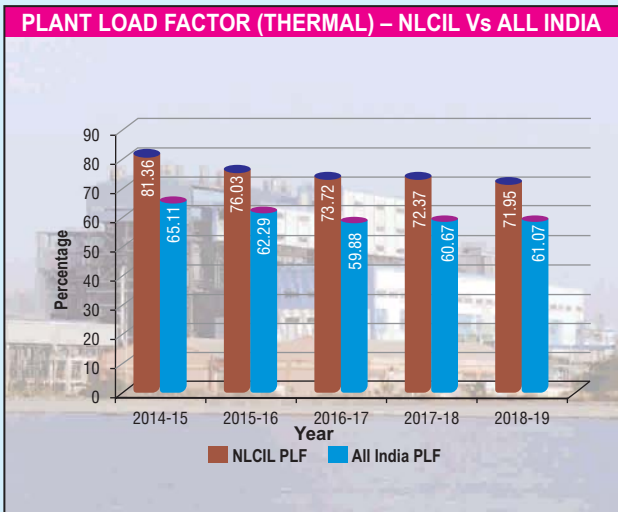
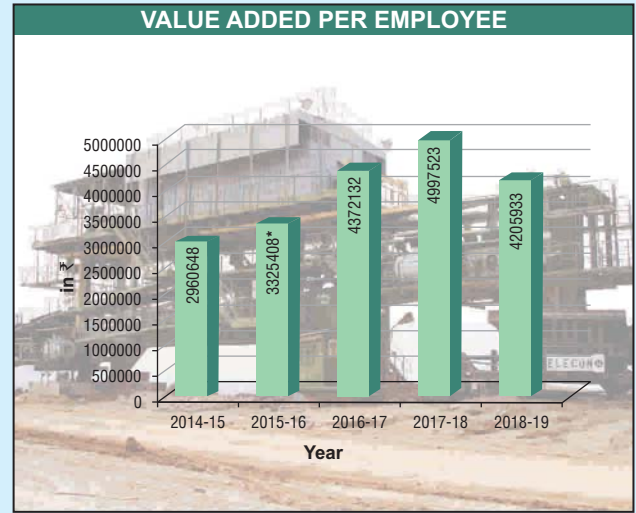
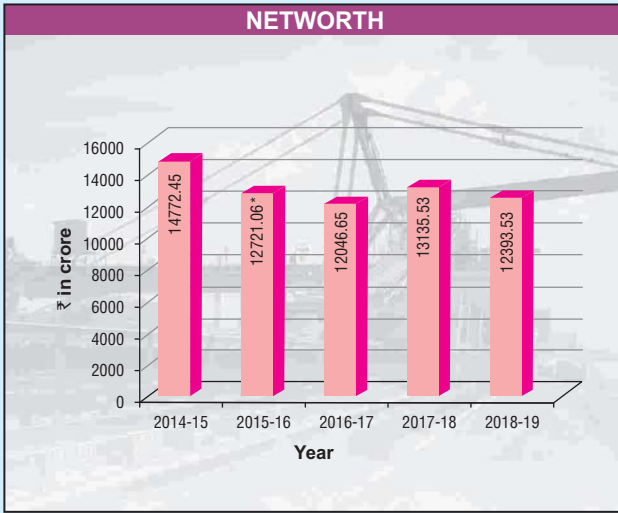
Book Value (₹)  
**89.38**

Earning Per Share (₹)  
**8.54**



\* 2015-16 Financial Figures are Re-stated as per Ind AS

**PHYSICAL AND FINANCIAL CHARTS**



\* 2015-16 Financial Figures are Re-stated as per Ind AS

## 10 Years Performance at a glance - Financial

(₹ in crore)\*

	2018-19	2017-18	2016-17	2015-16 (Restated)	2014-15	2013-14	2012-13	2011-12	2010-11	2009-10
<b>INCOME STATEMENT</b>										
Sales	7,145.92	8,496.20	8,652.59	6,652.05	6,087.68	5,967.23	5,590.07	4,866.85	4,295.95	4,121.02
Other Income	913.35	586.85	674.57	525.15	709.29	1,024.76	582.95	748.36	571.69	569.22
<b>Total Income</b>	<b>8,059.27</b>	<b>9,083.05</b>	<b>9,327.16</b>	<b>7,177.20</b>	<b>6,796.97</b>	<b>6,991.99</b>	<b>6,173.02</b>	<b>5,615.21</b>	<b>4,867.64</b>	<b>4,690.24</b>
Operating Expenses	5,611.79	5,386.66	5,267.38	4,462.90	4,162.53	4,011.03	3,581.01	3,129.75	2,674.47	2,801.08
Depreciation	745.72	861.15	683.07	641.49	440.62	517.28	512.31	430.18	412.87	253.89
Interest	390.09	204.98	169.06	188.36	156.06	181.58	193.39	149.54	112.77	33.58
Net Movement in Regulatory/Deferral Account Balances	-859.41	49.03	873.56	906.34	-	-	-	-	-	-
Profit/(Loss) before Exceptional and Tax	2,171.08	2,581.23	2,334.09	978.11	2,037.76	2,282.10	1,886.31	1,905.74	1,667.53	1,601.69
Prior Period Adjustments(Net)	-	-	-	-	-	-	-	-	-	3.17
Exceptional Items (expenses) / income	(35.21)	59.44	(180.08)	(28.38)	345.57	(72.97)	161.34	78.15	17.02	-
<b>Profit Before Tax</b>	<b>2,135.87</b>	<b>2,640.67</b>	<b>2,154.00</b>	<b>949.73</b>	<b>2,383.33</b>	<b>2,209.13</b>	<b>2,047.65</b>	<b>1,983.89</b>	<b>1,684.55</b>	<b>1,604.86</b>
Provision for Tax	868.90	791.89	-214.81	721.73	803.65	707.25	587.90	572.56	386.22	357.40
<b>Profit for the Year</b>	<b>1,266.97</b>	<b>1,848.78</b>	<b>2,368.81</b>	<b>228.00</b>	<b>1,579.68</b>	<b>1,501.88</b>	<b>1,459.75</b>	<b>1,411.33</b>	<b>1,298.33</b>	<b>1,247.46</b>
Other Comprehensive Income	-34.20	61.03	-26.61	12.62	-	-	-	-	-	-
Total Comprehensive Income	1,232.77	1,909.81	2,342.20	240.62	1,579.68	1,501.88	1,459.75	1,411.33	1,298.33	1,247.46
Earning Before Int., Depn.& Tax (including Regulatory)	3,306.89	3,647.36	3,186.22	1,807.96	2,634.44	2,980.96	2,592.01	2,485.46	2,193.17	1,889.16
Dividend	669.42	646.58	1,121.97	503.32	469.76	469.76	469.76	469.76	385.87	335.54
Dividend - tax	137.60	127.67	228.42	101.50	96.94	79.83	78.55	76.21	62.60	56.37
<b>BALANCE SHEET</b>										
Equity Capital	1,386.64	1,528.57	1,528.57	1,677.71	1,677.71	1,677.71	1,677.71	1,677.71	1,677.71	1,677.71
Reserves & Surplus	11,124.69	11,806.01	10,670.05	11,247.79	13,193.97	12,225.91	11,273.62	10,362.18	9,496.82	8,646.96
Free Reserves	10,287.62	10,961.57	9,934.79	10,678.02	12,686.63	11,799.24	10,929.02	10,048.29	9,216.01	8,396.40
Network	12,393.53	13,135.53	12,046.65	12,721.06	14,772.45	13,881.07	12,925.15	11,989.57	11,121.40	10,225.60
Loans Outstanding	13,166.31	8,719.81	6,959.15	3,539.98	3,164.34	3,150.29	3,524.14	3,819.28	4,004.04	4,077.36
Net Fixed Assets	11,684.43	10,574.11	9,625.03	9,654.23	6,425.66	6,470.62	6,635.36	8,253.75	6,795.82	5,238.80
Investments	2,823.58	2,421.37	2,421.37	1,949.12	1,934.06	1,616.89	1,432.40	1,197.05	964.75	1,044.94
Net Current Assets	3,904.94	3,365.18	2,876.15	3,850.86	5,907.94	5,928.74	6,055.31	5,558.55	5,268.07	4,681.17
Capital Employed #	15,303.68	15,197.76	12,501.17	13,505.04	12,333.60	12,399.36	12,690.67	13,812.30	12,063.89	9,919.97
<b>RATIOS</b>										
Operating Margin(OPM)(%)	21.47	36.60	39.12	32.91	31.62	32.78	35.94	35.69	37.74	32.03
Return on Capital Employed (ROCE)(%)	8.28	12.16	18.95	1.69	12.81	12.11	11.50	10.22	10.76	12.58
Return on Net Worth (RONW)(%)	10.22	14.07	19.66	1.79	10.69	10.82	11.29	11.77	11.67	12.20
Debt Equity (%)	106.24	66.38	57.77	27.83	21.42	22.69	27.27	31.86	36.00	39.87
Current Ratio	1.57	1.39	1.41	1.70	3.55	3.44	3.78	3.17	3.04	2.56
Quick Ratio	1.35	1.20	1.15	1.47	3.16	3.16	3.46	2.97	2.85	2.39
Value added per employee (in ₹)	4,205,933	4,997,523	4,372,132	3,325,408	2,960,648	2,842,095	2,642,505	2,204,260	1,934,346	1,844,515
<b>BOOK VALUE PER SHARE (in ₹)</b>	<b>89.38</b>	<b>85.93</b>	<b>78.81</b>	<b>75.82</b>	<b>88.05</b>	<b>82.74</b>	<b>77.04</b>	<b>71.46</b>	<b>66.29</b>	<b>60.95</b>
<b>EARNING PER SHARE (in ₹) after adjustment of net regulatory deferral balances</b>	<b>8.54</b>	<b>12.09</b>	<b>14.14</b>	<b>1.36</b>	<b>9.42</b>	<b>8.95</b>	<b>8.70</b>	<b>8.41</b>	<b>7.74</b>	<b>7.44</b>
<b>DIVIDEND - (%) **</b>	<b>48.00</b>	<b>42.30</b>	<b>73.40</b>	<b>30.00</b>	<b>28.00</b>	<b>28.00</b>	<b>28.00</b>	<b>28.00</b>	<b>23.00</b>	<b>20.00</b>

\* Except other wise Stated # Total Assets excluding CWIP and Asset under Development Less Current and Regulatory Liability from FY 2017-18 onwards.

\*\* Dividend (%) for FY 2018-19, includes 2.70% Final Dividend for FY 2017-18 paid in FY 2018-19.

## 10 Years Performance at a glance - Physical

PARTICULARS	UNIT	2018-19	2017-18	2016-17	2015-16	2014-15	2013-14	2012-13	2011-12	2010-11	2009-10
<b>PRODUCTION :</b>											
<b>LIGNITE</b>											
MINE-I	L.T	74.02	81.53	94.01	91.01	90.55	90.03	79.60	77.34	83.05	91.59
MINE-IA	L.T	29.97	27.46	27.80	28.17	29.15	30.01	29.40	28.77	27.19	27.11
MINE-II	L.T	126.42	126.70	140.23	123.09	132.21	130.52	139.44	130.96	117.11	104.43
Barsingar Mine	L.T	12.08	15.84	14.13	12.24	13.52	15.53	13.79	8.83	4.09	0.25
<b>TOTAL</b>	<b>L.T.</b>	<b>242.49</b>	<b>251.53</b>	<b>276.17</b>	<b>254.51</b>	<b>265.43</b>	<b>266.09</b>	<b>262.23</b>	<b>245.90</b>	<b>231.44</b>	<b>223.38</b>
<b>POWER</b>											
T.P.S.I	GROSS MU	3105.78	3379.15	3696.70	3160.98	3631.05	4058.14	4035.43	3987.85	3878.65	4114.44
	NET MU	2691.04	2939.29	3256.99	2776.89	3192.95	3594.55	3569.44	3510.55	3400.54	3630.13
T.P.S.II EXPN	GROSS MU	2949.60	3247.15	3337.33	3268.16	3385.03	3292.10	3319.77	3042.68	2997.04	2979.43
	NET MU	2707.32	2972.80	3055.32	3000.07	3107.27	3013.59	3035.58	2809.97	2743.44	2720.12
T.P.S.II	GROSS MU	10745.08	10259.02	11052.17	10583.15	11131.33	11179.16	11238.09	11087.65	10739.78	10559.69
	NET MU	9692.52	9245.40	9988.05	9546.47	10063.06	10104.37	10152.16	10018.96	9701.51	9549.99
Barsingar Thermal	GROSS MU	1357.97	1648.09	1463.49	1285.57	1380.71	1438.24	1280.85	617.68	265.61	2.48
	NET MU	1179.76	1435.43	1275.20	1106.09	1255.79	1256.96	1118.40	514.29	193.45	2.48
T.P.S.II EXPN	GROSS MU	1932.71	2007.86	1375.25	851.46	199.57	21.01	28.20	53.58	0.00	0.00
	NET MU	1639.31	1685.20	1130.16	660.77	125.38	14.00	19.81	39.34	0.00	0.00
Wind Power	GROSS MU	113.89	129.04	91.28	24.02	1.44	0.00	0.00	0.00	0.00	0.00
	NET MU	113.89	123.90	88.11	23.72	1.44	0.00	0.00	0.00	0.00	0.00
Solar Power	GROSS MU	471.14	70.52	16.88	8.87	0.00	0.00	0.00	0.00	0.00	0.00
	NET MU	471.14	70.52	16.88	8.87	0.00	0.00	0.00	0.00	0.00	0.00
<b>TOTAL POWER</b>	<b>GROSS MU</b>	<b>20676.18</b>	<b>20740.84</b>	<b>21033.10</b>	<b>19182.21</b>	<b>19729.13</b>	<b>19988.65</b>	<b>19902.34</b>	<b>18789.44</b>	<b>17881.08</b>	<b>17656.04</b>
<b>TOTAL POWER</b>	<b>NET MU</b>	<b>18484.77</b>	<b>18472.55</b>	<b>18810.71</b>	<b>17122.88</b>	<b>17745.89</b>	<b>17983.47</b>	<b>17895.39</b>	<b>16893.11</b>	<b>16038.94</b>	<b>15902.72</b>
<b>SALES :</b>											
LIGNITE	L.T	30.90	16.16	13.26	17.16	25.48	32.54	27.56	27.18	21.68	21.69
POWER	M.U	17505.30	17418.83	17719.46	16104.02	16671.23	16956.40	16841.51	15810.67	14971.26	14828.22

LT - Lakh Tonnes MU - Million Units

## DIRECTORS' REPORT FOR THE YEAR 2018-19

Dear Members,

Your Board of Directors have pleasure to present the 63<sup>rd</sup> Directors' Report on the business operations of the Company together with the Audited Financial Statements for the year ended 31<sup>st</sup> March, 2019.

### Major Highlights


The major highlights during the year 2018-19 were as follows:

- ✓ Achieved the highest ever Consolidated Capex of ₹ 7208.16 crore and Standalone Capex of ₹ 3670.01 crore.
- ✓ Solar Power Projects to the tune of 403.56 MW have been commissioned during the year.
- ✓ Achievement of Thermal Plant Load Factor (PLF) of 71.95 % against the National Average of 61.07%.
- ✓ Buy-back of equity shares comprising 9.29% of the paid-up capital at a price of ₹ 88 per share.
- ✓ Synchronisation of Unit 1 - 500 MW of Neyveli New Thermal Power Station (NNTPS) in March 2019, the first of its kind for this capacity in Lignite based Thermal plants in India.
- ✓ Wage revision for Non-executives implemented without third-party intervention for the first time since inception.
- ✓ Power Trading License (Category I) for trading of Power has been granted by CERC.
- ✓ Power sold to DISCOMs at a competitive tariff.

### Segment-wise Performance


#### Mines

Your Company is presently operating three open cast lignite Mines at Neyveli in the State of Tamil Nadu and one opencast lignite Mine at Barsingsar in the State of Rajasthan. The total mining capacity of all the mines is 30.60 MTPA. The total overburden (OB) removal of 1708.94 Lakh Cubic Metre (LM<sup>3</sup>) and Lignite Production of 242.49 Lakh Tonne (LT) has been achieved during the year 2018-19.



Overview of Mines

#### Power



Overview of TPS-II

#### Thermal

Your Company is presently operating four Thermal Power Stations at Neyveli, Tamil Nadu and one Thermal Power Station at Barsingsar, Rajasthan with the total capacity of 3140 Mega Watt (MW).

#### Renewable Power

In the renewable energy sector, as on date your Company has set up Solar Power Plants aggregating 743.56 MW and Wind Power Plant of 51 MW, in total 794.56 MW.

#### Power Generation

During the year, the total Power Generation (Gross) of 20676.18 Million Units (MU) and Power Export of 17505.30 MU has been achieved in spite of Power surrender of 1891.47 MU witnessed from State DISCOMs.

The average Plant Load Factor (PLF) of the Thermal Power Plants of the Company as a whole during the year 2018-19 was 71.95% as against the National Average of 61.07%. Even though TPS-I crossed 58 years of operation, it has



achieved a PLF of 64.74%. During the year 2018-19, DISCOMs had surrendered 1891.47 MU as against 2567.28 MU during 2017-18 but for this the overall power generation would have been still higher.

One of the 100 MW Units of Thermal Power Station – I (600 MW), was de-commissioned in September 2018.

### Productivity

The output per man shift achieved during the year 2018-19 as compared with the previous year is given below :

Product	Unit	2018-19	2017-18
Lignite	Tonne	14.11	13.14
Power	KWhr	26,197	24,755

### Financial Performance

During the year ended 31<sup>st</sup> March, 2019, the Company had registered a revenue from operations of ₹ 7,145.92 crore as against ₹ 8,496.20 crore during the year 2017-18. The Profit Before Tax (PBT) and Profit After Tax (PAT) for the year 2018-19 were ₹ 2,135.87 crore and ₹ 1,266.97 crore respectively, as against ₹ 2,640.67 crore and ₹ 1,848.78 crore respectively during the previous year ended 31<sup>st</sup> March, 2018.

On a Consolidated basis, the total revenue from operations for the year 2018-19, was ₹ 9,870.93 crore against ₹ 11,288.39 crore in 2017-18. The PBT and PAT for the year 2018-19 were ₹ 2,561.40 crore and ₹ 1,537.35 crore respectively as against ₹ 2,820.67 crore and ₹ 1,956.78 crore respectively in the year 2017-18.

The details of profit earned for the financial year 2018-19 and appropriation of the same are as follows:

₹ in crore

Particulars	Standalone		Consolidated	
	2018-19	2017-18	2018-19	2017-18
Revenue from operations	7,145.92	8,496.20	9,870.93	11,288.39
Profit Before Tax	2,135.87	2,640.67	2,561.40	2,820.67
Tax Provision	868.90	791.89	1,024.05	863.89
<b>Profit /(Loss) for the year after tax (PAT)</b>	<b>1,266.97</b>	<b>1,848.78</b>	<b>1,537.35</b>	<b>1,956.78</b>
<b>Appropriation</b>				
Transfer (to) / from Interest Differential Fund Reserve	(8.07)	(12.28)	(8.07)	(12.28)
Transfer (to) / from Bond Redemption Reserve	150.00	(15.00)	150.00	(15.00)
Transfer (to) / from PRMA Reserve Fund	(16.83)	(10.87)	(16.83)	(10.87)
Transfer (to) / from Contingency Reserve	(10.00)	(10.00)	(10.00)	(10.00)
Transfer (to) / from Capital Redemption Reserve	(141.93)	-	(141.93)	-
Buy back Premium	(1,107.07)	-	(1,107.07)	-
Dividend (Interim 2018-19 & Final 2017-18)	(669.42)	(646.58)	(669.42)	(648.99)
Tax on Dividend	(137.60)	(127.67)	(137.60)	(132.12)

### Dividend

During the year 2018-19, the Board of Directors of your Company paid an Interim Dividend of 45.30% (₹ 4.53 per equity share) amounting to ₹ 628.15 crore and the same has been treated as the Dividend for the year 2018-19.



### Buy-back of shares by the Company

During the year under review, the Board of Directors of your Company had accorded approval for buy-back of shares of the Company up to 14,19,31,818 equity shares at ₹ 88 per equity share. As per the above decisions, 14,19,31,818 number of equity shares were bought back which included 11,26,11,825 shares offered by the President of India. The Paid-up share Capital of the Company post buy-back was ₹1386,63,66,090.

### Projects under Construction / Implementation / Formulation

The following Projects are under implementation:

#### Mining Sector

Description	Capacity (MTPA)	Project Cost (₹ in crore)	Cumulative Capex as on 31 <sup>st</sup> March, 2019 (₹ in crore)	Expected COD / Status
Talabira II & III Coal Blocks in Odisha	20.00	2,401.07	466.79	2019-20
Expansion of Mine I & IA Lignite Mines in Neyveli	4.00	709.06	434.45	2020-21
Bithnok Lignite Mine in Rajasthan	2.25	513.63	175.30	Presently on hold
Hadla Lignite Mine in Rajasthan	1.90	522.45	9.88	

#### Power Sector

Description	Capacity (MW)	Project Cost (₹ in crore)	Cumulative Capex as on 31 <sup>st</sup> March, 2019 (₹ in crore)	Expected COD / Status
Neyveli New Thermal Power Project (NNTPP) in Neyveli	2x500	7,080.41	6,318.20	2019-20
Bithnok Lignite Thermal Power Project in Rajasthan	1x250	2,196.30	173.83	Presently on hold
Barsingsar Thermal Power Extn. Project in Rajasthan	1x250	2,112.59	158.25	

#### Renewable Sector


Description	Capacity (MW)	Project Cost (₹ in crore)	Cumulative Capex as on 31 <sup>st</sup> March, 2019 (₹ in crore)	Expected COD / Status
Solar Power Project in Tamilnadu	709	3,035.93	1,523.70	2019-20
Solar Power Project in Andaman Islands	20	130.77	38.51	2019-20



## Subsidiaries / Joint Venture Projects

### **NLC Tamil Nadu Power Limited (NTPL) - Tuticorin Power Project (1000 MW)**

Members may be aware that NTPL, the Subsidiary Company is operating a coal based thermal power plant at Tuticorin in Tamil Nadu, consisting of two units of 500 MW capacity each. During the year 2018-19, the power generation was 5,486.63 MU (excluding surrender of 1,449.35 MU) as against 5,413 MU in the year 2017-18 with a PLF of 62.63%. The reduction in generation was mainly attributable to the failure of Generator in Unit 2.



During the year ended 31<sup>st</sup> March, 2019, NTPL in its full year of operation registered a revenue from operations of ₹ 2,757.52 crore and the Profit Before Tax & Profit After Tax for the year 2018-19 were ₹ 425.89 crore and ₹ 270.74 crore respectively.

### **Neyveli Uttar Pradesh Power Limited (NUPPL) – Ghatampur Thermal Power Project (1980 MW – 3x660 MW) linked to Pachwara South Coal Block**

As stated in earlier Directors' Report, NUPPL, the Subsidiary Company is implementing the 3 x 660 MW Ghatampur coal based Thermal Power Project (GTPP) at Ghatampur Tehsil, Kanpur Nagar District in the State of Uttar Pradesh at a cost of ₹ 17,237.80 crore with commissioning schedule of Unit I in November, 2020, followed by other two units at an interval of 6 months each. The Company had signed a Power Purchase Agreement (PPA) with Uttar Pradesh Power Corporation Limited (UPPCL) for availing 75% of the Power from GTPP. Further to the request made, UPPCL has agreed to procure the balance 25% of power and the same is under the process of approval from the Ministry of Power. The Project has achieved a CAPEX of ₹ 3,517.82 crore in the year 2018-19. The cumulative expenditure incurred since inception up to 31<sup>st</sup> March 2019 is ₹ 5,674.03 crore.

### **Pachwara South Coal Block (11.00 MTPA)**

NUPPL, the Subsidiary of your Company has been allotted with the Pachwara South Coal Block, in the State of Jharkhand, with a capacity of 11.00 MTPA at an estimated cost of ₹ 1,795 crore.

In order to develop and operate the above Coal Blocks, MIPL GCL Infracontract Private Limited has been appointed as the Mine Developer & Operator (MDO). Detailed exploration & drilling (10,000 Mtr), geographical logging, analysis & preparation of geological report are under progress. Bridge Coal Linkage to Ghatampur Thermal Power Project (GTPP) for 3 years (2020-2023) has been submitted to Ministry of Coal. The cumulative expenditure incurred up to 31<sup>st</sup> March 2019 was ₹ 5.94 crore.

### **MNH Shakti Limited**

Mahanadi Coalfields Limited, your Company and Hindalco jointly formed MNH Shakti Limited with equity participation of 70:15:15 to implement 20.0 MTPA Coal Mining project in Talabira, in the state of Odisha. The Talabira II & III Coal Blocks allocated for this purpose have been cancelled pursuant to judgment of Hon'ble Supreme Court of India and the Coal Mines (Special Provisions) Ordinance, 2014. The JV Company has proposed for winding up and necessary formalities are underway.

## Loans, Guarantees and Investments

Details of loans and investments covered under the provisions of Section 186 of the Companies Act, 2013 forms part of the Financial Statements.

## Deposits

The Company has not accepted any deposits from the public during the year.



## **Bonds**

During the Financial year 2018-19, 8.83% Secured, Redeemable, Taxable, Non-convertible Debentures of ₹ 10 lakh each aggregating to ₹ 600 crore raised during the year 2009 were redeemed on 23<sup>rd</sup> January 2019 as per the terms of allotment.

Secured, Non-Cumulative, Non-Convertible, Redeemable, Taxable Bonds of ₹ 10 lakh each for a tenure of 10 years at coupon rate of 8.09% p.a. in the nature of debentures through Private placement amounting to ₹ 1,475 crore has been issued on 29<sup>th</sup> May 2019.

## **Borrowing & Credit Rating**

During the year, your Company has tied up for an amount of ₹ 6,053.75 crore from the Banks for its ongoing projects and operational requirements.

Highest credit ratings (AAA/Stable) have been accredited by top Credit Rating Agencies for all of its existing borrowing facilities obtained for various projects by your Company.

## **Commercial**

As stated earlier, the power surrendered by the DISCOMs/ Beneficiaries during the year 2018-19 was 1,891.47 MU as against 2,567.28 MU in the year 2017-18. Power surrender is due to lesser demand conditions, availability of cheaper power in the market etc. However, your Company has sold Un-requisitioned Surplus (URS) power in the market and during the year under review 980.35 MU of surrendered power were sold through power exchanges, thereby fetching a revenue of ₹ 288.45 crore.

## **Power Dues / Realisation**

The outstanding power dues of the Company as on 31<sup>st</sup> March, 2019 was ₹ 5,131.32 crore as against ₹ 3,644.76 crore for the corresponding period of the year ended 31<sup>st</sup> March, 2018. The dues beyond the 60 days' limit as on 31<sup>st</sup> March, 2019 was ₹ 3,972.90 crore as against ₹ 2,161.18 crore for the corresponding period of the previous year ended 31<sup>st</sup> March, 2018.

## **Land Acquisition and Rehabilitation & Re-settlement (R & R) Policy**

Your Company takes care of the Project Affected Persons (PAPs) through appropriate R & R Policy measures and the trauma of displacement is thereby minimised. Your Company follows the guidelines issued by the Government of India, from time to time on R&R for the on-going projects. Apart from development of Re-settlement Centres (RCs) in the Project vicinity, these centres are being provided with good infrastructure facilities. As a result, the eligible project affected families have smoothly re-settled in these RCs. Apart from the rehabilitation measures, legal compensation for loss of assets as directed by the appropriate Government have been provided with the co-operation of the District administration. Peripheral developmental works viz., formation and improvement of existing village roads, skill development programmes for PAPs have been carried out during the year .

## **New Land Acquisition Act**

The "Right to Fair Compensation and Transparency in Land Acquisition Rehabilitation and Resettlement Act – 2013" (RFCTLARR) is applicable since 01.01.2014. However, the Govt. of Tamilnadu had passed an amendment act – "Right to Fair Compensation and Transparency in Land Acquisition Rehabilitation and Resettlement (Tamil Nadu Amendment) Act – 2014, to exclude the Tamilnadu Acquisition of Land for Industrial purposes Act, 1997 (TamilNadu Act No.10/99)" from other provisions of the Central Act, except the provisions relating to the determination of the compensation and rehabilitation & resettlement and land acquisition for NLCIL is continued under "Tamil Nadu Acquisition of Land for Industrial purposes Act, 1997 (Tamilnadu Act No.10/99)."

Subsequently a G.O. dated 21.02.2018 has been issued by Industries Department of GoTN for determination of land compensation as per the RFCTLARR Act 30/2013 by adopting the provisions of Land compensation as per Schedule 1 for the lands being acquired under the above State Government Act.



## Research and Development (R & D)

Centre for Applied Research & Development (CARD) is the in-house R&D Centre of the Company and has been recognised by the Department of Science & Technology. CARD is carrying out various activities relating to environmental measures like monitoring of air, water and soil dump. CARD renders analytical services to production / service units of the Company with its well-established analytical facilities. CARD has been granted NABL accreditation by National Accreditation Board for Testing and Calibration Laboratories (NABL) based on the International Standard ISO/IEC 17025:2005.

The total R&D expenditure, incurred during the year 2018-19 was ₹16.79 crore.

## Human Resource

Your Company takes pride in its competent and highly motivated human resources significantly contributing to the growth and Mission of the Company. Human resource is the backbone of the Company in driving operational and financial performance. The Human resource philosophy of your Company is to create a holistic work environment where employees get opportunities to realise and enhance their potential. The thrust on achieving higher growth and optimal utilisation of manpower continued in the year under review. The total manpower of the Company as on 31<sup>st</sup> March, 2019 stood at 13,464. During the year 2018-19, the major HR related activities were as under:

- As per revised DPE Guidelines on professionalizations of below Board Level Management and action plan was chalked out.
- Voluntary Retirement Scheme was rolled out in which 78 Executives and 67 Non-Executives opted and benefitted.
- On-boarding Policy for new hires was revamped to groom inductees to take up greater responsibilities.

## Skill Development

Your Company fosters the culture of continuous learning and development to strengthen the potential & competency of its employees. Learning & Development Centre (L&DC) continuously strives to gleam the in-house talents and espouse latest technological breed for the betterment of your Company's business progression. During the year, 770 in-house programmes covering 32,803 participants were organised. Total training man-days for executives was 31,940 days averaging 8.01 training man-days, for non-unionised supervisors 1,836.5 training man-days averaging 5.27 man-days and for non-executives was 25,292 training man-days averaging 4.37 man-days per person.

In addition to above, Apprentices were also given Training as per Statutory Guidelines of the Regional Director of Apprenticeship Training, Chennai (RDAT) and the Board of Apprenticeship Training (BOAT) of Southern Region, Chennai. During the year 2018-19, 1,318 candidates were imparted trainings in various disciplines.

## Industry Institution Interaction Programme

As part of the MoU entered into with Annamalai University, L&DC is serving as nodal centre and facilitating the infrastructure facility and faculty service for conducting the programme and around 46 Executives are pursuing the course.

During the year, Vocational Project Training was given to 352 Mining & 89 Geology students from various parts of India. Internship Training was offered to 441 students of various disciplines of UG and 167 students of various disciplines of PG courses.

## Knowledge Management Initiatives

Your Company is ranked in the top 8 contributors among 174 participating CPSEs in India in terms of users, uploaded case studies, and documents in SAMANWAY Portal.

## Industrial Relations

Your Company continued its faith in participative management and has a regular system of holding bipartite structured meetings with the Recognised Unions (collective bargaining agents) / Associations for addressing the common issues of the employees.



During the year, Memorandum of Understanding (MoU) was reached between the Company and Recognised Trade Unions for Wage Revision w.e.f 01.01.2017. The above MoU was reached Bi-partite without any third party intervention. Further, the periodicity for the settlement is for 10 years as against 5 years as in the past. For the first time, the individual and also the Unit performance have been incorporated in the Unified Incentive Scheme evolved replacing four different Incentive Schemes.

The above settlements were achieved without any strike/agitation which is for the first time in the history of the Company.

The industrial relations remained peaceful and cordial during the year 2018-19.

### Reservation of Posts

Your Company follows the reservation policy for SCs, STs and OBCs as per the presidential directives and Government of India Guidelines. The group-wise Men-in-position (MIP) as on 31<sup>st</sup> March, 2019 stands as follows:

Group	Total Strength	Strength of SC/ST/OBC			% of SC/ST/OBC		
		SC	ST	OBC	SC	ST	OBC
A	3,682	777	297	470*	21.10	8.07	12.76*
B	304	58	26	79	19.08	8.55	25.99
C	8,661	1,660	87	2,715	19.17	1.00	31.35
D	817	176	2	448	21.54	0.24	54.83
<b>Total</b>	<b>13,464</b>	<b>2,671</b>	<b>412</b>	<b>3,712</b>	<b>19.84</b>	<b>3.06</b>	<b>27.57</b>

\*strength of OBCs on rolls after reservation for OBCs came in to effect (i.e 08-09-1993). However more than adequate strength of BCs were recruited prior to reservation for OBCs came into effect.

### Educational Assistance and Tuition Fee Concession

Your Company implements Educational Assistance schemes to the wards of General, SC/ST, OBC category employees and Contract Workmen for pursuing under graduate Degree / Diploma/ Professional courses till course duration subject to a maximum of five years. Under Contract Workmen Educational Assistance Scheme, scholarships are earmarked exclusively for girl children. Besides, a separate Cash Award Scheme and a Scholarship Scheme under CSR were also provided for the benefit of Girl Children studying in the peripheral districts of Barsingsar Project, Rajasthan.

Your Company also reimburses the tuition fees for students belonging to SC/ST/OBC category studying in Jawahar Science College, Neyveli every year.

### Compliance under Persons with Disabilities Act, 2016

Your Company ensures compliance of provisions under the Rights of Persons with Disabilities Act, 2016. A comprehensive policy for Persons with Disabilities (PwDs) as per the guidelines issued by DoPT for providing certain facilities / amenities to PwDs is in place. The strength of PwDs as on 31<sup>st</sup> March 2019 stood at 208.

Various Social welfare measures for the upliftment of the Physically Challenged and mentally challenged persons are implemented through Neyveli Health Promotion and Social Welfare Society (NHPSWS) and "SNEHA" Opportunity Services patronised by your Company.

#### ➤ Neyveli Health Promotion and Social Welfare Society (NHPSWS)

Running a school "SHARAVANEE" exclusively for the Hearing Impaired children, retail outlets /provision shops "VAIGAI" and Rehabilitation Centre (RHC) for cane weaving, knitting of wire chairs, repair works of chair seats,



office files & book binding works, by engaging disabled persons. Through the society, Tricycles, Wheel chairs, hearing aids etc., are distributed at free of cost to the disabled persons during Independence Day and Republic Day celebrations.

➤ **SNEHA Opportunity Services and School**

SNEHA school provides comprehensive rehabilitation services with holistic approach to help children with intellectual disabilities to achieve social, mental, psychological, emotional developments by maximizing their potential. SNEHA achieves the above goal through multi-disciplinary therapeutic intervention involving special educators, speech therapist, physiotherapist, Yoga therapist, Music Therapist, Vocational instructors and medical professionals. At present, 71 children are on roll out of which 53 are from the surrounding villages.

**Implementation of Official Language Act, 1963**

In line with the Policy of Government of India and the Provisions prescribed under the Official Language Act 1963, your Company has made concerted efforts to promote the Official Language and implementation of the Policy. Your Company was awarded 1<sup>st</sup> Prize in “RAJBHASHA FIELD” for the best performance of the Official Language Implementation among the member offices of Town Official Language Implementation Committee (TOLIC)/ Pondicherry, for the year 2018-19.

**Schools**

Your Company is presently running 10 Schools catering to the student strength of 5,114 nos. More than 95% of the students studying in these schools are from the peripheral villages, wards of contract employees, daily wages workmen and others who are with very poor means.

Apart from the above, there are 27 schools functioning in Neyveli having student strength of around 23,200. Special coaching is given in one of the schools run by Jawahar Education Society (patronised by your Company) to the students appearing for NEET and IIT JEE Examinations. A good number of students studying in this school are getting admission in IITs/NITs and Medical Colleges every year and 18 students got admission in the medical colleges and 21 students in IITs/NITs/BITS in the year 2018.

**Sports Development Centre**

Sports Development Centre (SDC) has been promoting sports activities among the Neyveli School students, youth and NLC employees. SDC train Neyveli School students in various disciplines and the students have been sponsored to participate in many tournaments. This has resulted in the form of notable achievements at State, National and even at International level and won various medals/trophies.

**Care for Elders**

To enhance the recognition of the dignity of the elders and to eliminate all forms of neglect, abuse and violence and to provide a healthy, secured and recreational environment, an elders home in the name of ANANDA ILLAM is run by your Company in Neyveli, which can accommodate around 150 elders. The present strength is 47. The employees of your Company also contribute a fixed amount every month from their salaries for running the home.

**Health Care**

Your Company is on the fore front in aligning the vision of protection, preservation and promotion of health and wellbeing of its workforce with its business plan that support sustainable outcome of the Company and drive higher values to the organization. Your Company's hospital has a 350 bed secondary level acute care facility for benefitting employees, contract workmen, CISF and their dependents. Availability of quality medical care at secondary level enhances their accessibility to health facility and utilisation of medical services that contribute to achieving sustainable results in Human Development Indices among workforce and their family members in terms of quality of life and longevity. In addition, your Company's Hospital meets out super specialty care services in cardiology, neurology, nephrology, oncology, endocrinology, urology, haematology, immunology and gastroenterology etc., through empanelling private players on competitive pricing.



Your Company's Hospital implements Revised National Tuberculosis Control Programme, Universal Immunization Programme, National Aids Control Programme and National Leprosy Eradication Programme by providing clinical support and infrastructure facilities for efficient delivery of these services which determine health outcome of rural population in neighbouring villages with positive results.

Your Company's Hospital also runs Pradhan Mantri Bharatiya Jan Aushadhi Store, a Fair price shop within the premises of Hospital.

### **Forum of Women in Public Sector (WIPS)**

WIPS NLCIL chapter was formed in the year 1990 and is a Corporate Life member in SCOPE since 1990. The strength of women employees in your Company as on 31<sup>st</sup> March 2019 stood at 1004 constituting 7.46% of Company's human resource. Various programmes / projects undertaken by WIPS during the year 2018-19 were:

- Health awareness programme
- Programme for adolescent girl children
- Swachh Pakhwada programme

### **Safety**

Your Company is taking pioneering efforts in the industrial safety area. Central Safety Wing conducts Risk Assessment and Safety Audit for Thermal Power Stations & Mines periodically by engaging accredited external agencies. The recommendations submitted by the said agencies are being implemented with a focus to achieve 'Zero' harm at Unit Level.

Safety related trainings like Basic, Refresher, on-the-job, Job related briefing etc., are being imparted to all sections of employees in well-designed training centres like Group Vocational Training Centre in Mines, Power Station Training Centre and Learning & Development Centre. On this extensive training of various kinds, there is a considerable increase in the level of safety awareness among the employees and contract workers.

### **Environmental Management & Sustainable Development Projects**

Your Company practices and promotes the best environment management plan and is committed to environment friendly mining and power generation. The environment policy of your Company is in line with the Vision and Mission Statement and three Thermal Power Stations in Neyveli, Tami Nadu, one Thermal Power Station in Barsingsar, Rajasthan, three Lignite Mines in Neyveli, Tami Nadu and one lignite Mine at Barsingsar, Rajasthan have been certified with ISO 14001:2004 (Environmental Management System), ISO 9001:2008 (Quality Management System) and OHSAS18001:2007 (Occupational Health and Safety Management System) certifications.

During the year 2018-19, mined out land to the extent of 155.99 Ha have been reclaimed at Neyveli and Barsingsar Mines. Orchards and herbal cultivation have been undertaken in 118.41 Ha in the reclaimed area. Slope stabilisation of the Mines Overburden dumps has been undertaken with a view to convert the mine spoil into cultivable soil making fit for habitation.

In order to maintain the green belt your Company continues to plant extensive trees in and around Neyveli Township and production Units, which helps in maintaining clean environment, dust suppression, noise control, lowering the atmospheric temperature and maintaining ecological balance.

Consequent to the amendment of Environment (Protection) Rules, 1986, the norms for water consumption and emissions from Power Plants [Particulate Matter (PM 2.5 & PM10), Sulphur dioxide (SO<sub>2</sub>), Oxides of Nitrogen (NO<sub>x</sub>) & Mercury (Hg)] have been made stringent for the existing as well as new Thermal Power Plants. In this regard, tender for installation of Flue Gas De-sulphurisation (FGD) Systems is in progress.



## Risk Management

Your Company has developed a comprehensive Integrated Risk Management (IRM) framework. Risk Management is being practised by your Company in all units and the possible risks associated with the business are identified and mitigation plans are evolved. The risks together with the mitigation plans and their implementation programmes are reviewed by the Risk Management Committee, Audit Committee and Board periodically.

## Vigilance

The activities undertaken by the Vigilance Department are pro-active, preventive & punitive and other measures to sensitize the employees of the Company. Complaints received in the department are dealt as per the "Complaint Handling Policy" and are processed using the Complaint Tracking System (CTS) from receipt upto disposal. As a preventive measure, Surprise Checks, Regular Checks, Quality Checks, Follow-up Checks and CTE type examinations are conducted. Integrity Pact with the suppliers / contractors for all Tenders with estimate of ₹ 1 crore and above are monitored and review meetings of Independent External Monitors (IEMs) with senior officials of the Company are held once in a quarter and IEMs meet with vendors and contractors are held once in a year.

As a long term measure, Vigilance Department has introduced "Ethical Forum/ Integrity Club" in Schools and Colleges around Neyveli, Tuticorin and at Barsingsar, Rajasthan, to impact ethical awareness and ethical character education programme to the School students. Around 2,800 students have enrolled in the Ethical Forum/ Integrity Club. The objective of the programme is to bring a higher order of Morality, Integrity Honesty and Social Responsibility among young citizens.

During the year 2018-19, Vigilance Department received 305 complaints in addition to 10 pending complaints of previous year (totally 315 complaints). Out of 315 complaints, 312 (99%) have been disposed of. Out of that 312 complaints disposed, 195 complaints were Anonymous/Pseudonymous, 60 complaints have been sent for administrative action to the respective units and investigation was done for 57 complaints by Vigilance Department and disposed off.

## MoU with Transparency International

Your Company has signed a Memorandum of Understanding with Transparency International India, part of Asia Pacific forum. Structured meetings are held with the Independent External Monitors (IEMs) wherein procurement related issues and complaints thereupon are taken up. During the year 2018-19, one Vendor meeting and two review meetings of the Independent External Monitors were held.

## Corporate Social Responsibility

Your Company, as a socially responsible corporate citizen, continues to carry out developmental works in the surrounding villages, right from its inception, focusing on the socio-economic development of the operating regions for achieving inclusive growth.

- ❖ In the Year 2018-19, Your Company had adopted a Corporate Social Responsibility Policy covering the various sectors of sustainable socio-economic development. The Policy is available in the Company's Website [https://www.nlcindia.com/new\\_website/index.htm](https://www.nlcindia.com/new_website/index.htm)
- ❖ Your Company outlays funds for the CSR projects, programs and activities selected for implementation under the CSR Policy.
- ❖ The CSR Committee of the Board is monitoring the implementation of the CSR Projects. The Board of Directors reviews the same and it is ensured that your Company spends, in every financial year, at least 2% of the average net profits of the Company for the last three years.
- ❖ Timeframes and milestones are fixed through Baseline Survey before commencement of the CSR Projects.
- ❖ Initiatives of State/ Central Government Departments/ Agencies are dovetailed/synergized with the CSR Activities of your Company.

The CSR projects taken up by your Company for the year 2018-19 amounts to ₹ 49.46 crore which is more than 2% of the average net profits of the Company for the last three years, as detailed in Annexure-1



## Awards & Recognition

In recognition of its various activities, your Company has been conferred with the following awards during the year 2018-19:

- Prestigious “Brands of the Decade” award, in recognition of its Vision and Mission in accordance with an exigent business model for massive expansion projects spreading across India.
- Apex India CSR Excellence Award for its outstanding achievement in Corporate Social Responsibility at the Apex India Excellence Awards 2017 presentation.
- Adjudged as the fastest growing Public Sector Enterprise (Navratna Category) by the Hindustan times group based on a study/survey by Price Waterhouse Cooper under the Navratna Category.
- Bagged the prestigious Dun & Bradstreet PSU Award 2018 in the Best Growth Performance – Power Generation category.
- Bagged the most prestigious NIPM Award for Best HR Practices in category A Organisations, NIPM Best IR Strategist Award and Best Development Programme in PSU for Middle Management at World HRD Congress, Mumbai.
- Neyveli Second Thermal Power Station conferred with the coveted CBIP Award 2019 at the Central Board of Irrigation & Power (CBIP) Day Celebration for best performing Utility in Thermal Power Sector.
- Platinum and Gold awards from GROW CARE INDIA & EKDKN supported by MoEF&CC, Government of India for Eco-care activities of Environment Management and Sustainability.
- Mine I was chosen for the National Safety Award for the longest accident free period and outstanding safety performance.
- Mine I was awarded “Annual GREENTECH Safety Award – 2018 (Gold)” in Mining sector for outstanding performance in Safety Management and Occupational Health Services.
- Barsingsar Lignite Mine won first prize in overall safety performance in the North Zone, Bhilwara.
- Best Enterprise Award 2019 instituted by National WIPS Forum.
- Best Development Programme in PSUs for Middle Management and Best Apprentices Development Programme.

## Compliance under the Right to Information Act, 2005

Your Company ensures compliance under the Right to Information Act, 2005. Central Assistant Public Information Officers representing different functional areas, Nodal Officer, Central Public Information Officer, Appellate Authority and Transparency Officer have been nominated to attend to the queries and appeals received under the RTI act in a time bound manner.

During the year 2018-19, under the above Act, 376 applications containing 1515 queries were received and 359 applications covering 1433 queries have been replied.

## Compliance under Public Procurement Policy

The Ministry of Micro, Small and Medium Enterprises (MSMEs) has notified the Public Procurement Policy and in terms of the notification issued has set an annual target of 20% for procurement from MSMEs for the three years beginning from the financial year 2012-13. After a period of three years i.e. from 1<sup>st</sup> April, 2015, overall procurement goal of minimum 20% is made mandatory. The target set for the financial year 2017-18 for procurement of such items which are within the scope of MSMEs was 20% and subsequently the same was amended as 25% as per Govt. gazette notification dated 09.11.2018. As against the above, the achievement made for the year 2018-19 was 28.24%.

## Citizen's Charter

Your Company maintains Citizen's Charter, indicating details of clients, customers under different heads, different system of redressal of grievance etc., and the same is regularly updated.





### **Conservation of Energy, Technology absorption and Foreign Exchange Earnings and Outgo**

The particulars required under Section 134(3) (m) of the Companies Act, 2013 regarding conservation of energy, technology absorption and Foreign exchange earnings and outgo are furnished in Annexure-2.

### **Management Discussion & Analysis Report and Report on Corporate Governance**

The Management Discussion & Analysis Report is furnished in Annexure-3. The report on Corporate Governance on the compliance of Corporate Governance conditions stipulated by SEBI (Listing Obligations and Disclosure Requirements) Regulation, 2015 and the DPE guidelines on Corporate Governance is furnished in Annexure-4.

The Auditors' Certificate on the Compliance of above Corporate Governance Conditions is furnished in Annexure – 5.

### **Statutory Disclosures under Companies Act, 2013 and SEBI (LODR) Regulations, 2015**

#### **Extract of Annual Return**

The extract of Annual Return in terms of Section 134(3) read with 92(3) of the Companies Act, 2013 is placed in Annexure-6.

#### **Particulars of Contracts or Arrangements with Related Parties**

All related party transactions entered during the year 2018-19 were in ordinary course of the business and are on an arm's length basis. The disclosure of related party transactions as required under Section 134(3)(h) of the Companies Act, 2013 in Form AOC 2 is not applicable to your Company. Members may refer to note no. 42 to the financial statement which sets out related party disclosures pursuant to INDAS-24.

#### **Declaration by Independent Directors**

The Independent Directors have given a declaration on meeting the criteria of independence as stipulated in Section 149(6) of the Companies Act, 2013.

#### **Particulars of Employees**

Particulars of Employees as required under Rule 5(2) of the Companies (Appointment and Remuneration of Managerial Personnel) Rules, 2014- Nil.

#### **Disclosures with respect to demat suspense account/unclaimed suspense account in terms of SEBI (Listing Obligations and Disclosure Requirements) Regulations, 2015.**

During the year, 200 shares lying unclaimed in the demat suspense account / unclaimed suspense account was claimed by the Claimant. As on 31<sup>st</sup> March, 2019, there were no shares pending unclaimed in the demat suspense account/unclaimed suspense account.

#### **Material changes affecting financial position occurring between the end date of Financial year and the date of the Report.**

There are no Material Changes affecting the financial position of the Company between the end of the Financial Year and till the signing of financials i.e. 30.05.2019.

#### **Sexual harassment of women at workplace**

A separate Committee has been constituted for looking into the complaints relating to sexual harassment of women at workplace. During the year 2018-19, no complaint was received in this regard.

### **Auditors**

#### **Statutory Audit**

M/s.Chandran & Raman, Chartered Accountants, Chennai and M/s.P.K.K.G. Balasubramaniam & Associates, Chartered Accountants, Tiruvannamalai were appointed by the Comptroller and Auditor General of India (C&AG) as the



Joint Statutory Auditors for the year 2018-19 under Section 139 of the Companies Act, 2013. The Board of Directors of your Company has fixed ₹ 30 lakh plus applicable taxes as the Statutory Audit fees, to be shared equally by the Joint Statutory Auditors.

### **Branch Audit**

M/s. Bhandawat & Co., Chartered Accountants, Jaipur has been appointed as the Branch Auditor for the year 2018-19 by C&AG for conducting the audit of Mine and Thermal Units at Barsingsar. The Board of Directors of the Company has fixed ₹ 2.5 lakh plus taxes as the Branch Audit fees for the year 2018-19.

### **Secretarial Audit**

M/s. A.K. Jain & Associates, Practising Company Secretaries, Chennai was appointed as the Secretarial Auditor for the year 2018-19. The Secretarial Audit report for the year 2018-19 and the reply to observations of the Secretarial Auditors are furnished in Annexure-7.

### **Cost Audit**

M/s. Bandyopadhyaya Bhaumik & Co, Kolkata was appointed as the Cost Auditor for the year 2018-19 to conduct cost audit for Mines & Power Stations of the Company. The cost audit report for the year 2017-18 was filed with Ministry of Corporate Affairs on 10<sup>th</sup> October 2018 against the due date of 19<sup>th</sup> October 2018.

### **C&AG's Comments**

C&AG's Comments on the accounts for the year ended 31<sup>st</sup> March, 2019 is furnished in Annexure - 8.

### **Directors' Responsibility Statement as per Section 134(3)(c) of the Companies Act, 2013**

The Board of Directors declares that:

- (a) in the preparation of the annual accounts, the applicable accounting standards had been followed along with proper explanation relating to material departures;
- (b) the Directors had selected such accounting policies and applied them consistently and made judgements and estimates that are reasonable and prudent so as to give a true and fair view of the state of affairs of the Company at the end of the financial year and of the profit and loss of the Company for that period;
- (c) the Directors had taken proper and sufficient care for the maintenance of adequate accounting records in accordance with the provisions of the Companies Act, 2013 for safeguarding the assets of the Company and for preventing and detecting fraud and other irregularities;
- (d) the Directors had prepared the annual accounts on a going concern basis;
- (e) the Directors, had laid down internal financial controls to be followed by the Company and that such internal financial controls are adequate and were operating effectively; and
- (f) the Directors had devised proper systems to ensure compliance with the provisions of all applicable laws and that such systems were adequate and operating effectively.

### **Board of Directors**

#### **Appointment**

Shri. Rakesh Kumar, Director (Finance) & Chief Financial Officer was appointed as the Chairman-cum-Managing Director, w.e.f. 28.09.2018. Presently, Shri Rakesh Kumar also holds Additional Charge of Director (Finance) & Chief Financial Officer of the Company.

The following were appointed as the Directors on the Board of the Company:

- a. Shri. Nadella Naga Maheswar Rao, Director (Projects and Planning) w.e.f. 29.06.2018.
- b. Shri. Md. Nasimuddin, Principal Secretary to Government of Tamilnadu, Energy Department, Part-time Official Director w.e.f. 24.09.2018.
- c. Shri. K. Madhavan Nair and Shri. Azad Singh Toor, Independent Directors w.e.f. 17.11.2018
- d. Shri. Prabhakar Chowki, Director (Mines) w.e.f. 28.11.2018.



- e. Dr. P. Vishnu Dev, Independent Director w.e.f. 19.12.2018.
- f. Shri. Shaji John, Director (Power) w.e.f. 17.04.2019.
- g. Shri. Vinod Kumar Tiwari, Additional Secretary, Ministry of Coal, Part-time Official Director w.e.f. 03.05.2019.

### **Cessation**

Shri. Sarat Kumar Acharya relinquished the charge as Chairman and Managing Director w.e.f. 31.07.2018.

The following Directors relinquished from the Board of Directors of the Company :

- a. Shri. P.Selvakumar, Director (Planning & Projects) on 31.05.2018.
- b. Shri. Subir Das, Director (Mines) on 30.06.2018.
- c. Shri. Vikram Kapur, Part-time Official Director on 27.08.2018.
- d. Smt. Monika Arora, Independent Director w.e.f. 30.08.2018.
- e. Shri. Chandra Prakash Singh, Independent Director w.e.f. 17.11.2018.
- f. Shri. V.Thangapandian, Director (Power) on 31.03.2019.
- g. Shri. Suresh Kumar, Part-time Official Director w.e.f. 10.04.2019.

Your Directors wish to place on record their whole-hearted appreciation for the valuable guidance and services rendered by the above Directors during their tenure, as Directors on the Board of the Company.

Further, pursuant to Section 152 of the Companies Act, 2013, Shri. Nadella Naga Maheswar Rao, Director, will retire by rotation at the Annual General Meeting and being eligible offer himself for re-appointment.

### **Acknowledgement**

The Board of Directors of your Company places on record its sincere appreciation for the continued support and guidance extended by the Ministry of Coal, Ministry of Power, Ministry of New and Renewable Energy, Ministry of Finance, Ministry of Environment & Forest, Ministry of Industry, Ministry of Labour, Ministry of Heavy Industries, NITI Aayog, DIPAM, DPE, Central Electricity Authority, Central & State Governments Departments, Central & State Electricity Regulatory Commissions, Andaman & Nicobar Islands Administration, State Electricity Boards, and beneficiaries of Tamil Nadu, Andhra Pradesh, Telangana, Karnataka, Kerala, Puducherry and Rajasthan and also the Joint Venture Partners, viz., Tamil Nadu Generation and Distribution Corporation Limited (TANGEDCO), Uttar Pradesh Rajya Vidyut Utpadan Nigam Limited (UPRVUNL), Mahanadi Coalfields Limited (MCL) and Hindalco.

The Board of Directors of your Company is pleased to acknowledge with gratitude the co-operation and continued support extended by the Governments of Tamil Nadu, Rajasthan, Uttar Pradesh, Jharkhand and Odisha, V.O.C. Port Trust, Tuticorin and the District Administrations of Cuddalore, Bikaner, Tuticorin, Sambalpur, Kanpur Nagar and Dumka. The support and co-operation extended by the Comptroller and Auditor General of India, Statutory Authorities, Statutory Auditors, Branch Auditor, Cost Auditor, Secretarial Auditor, Director General of Mines Safety, Directorate of Industrial Health & Safety, Boiler Inspectorates, Chief Inspector of Factories, the Director of Boilers, Central Pollution Control Board, State Pollution Control Board, Chief Controller of Explosives, Regional Labour Commissioner, Regional Provident Fund Commissioner, the Company's Bankers, Financial Institutions and KfW of Germany need special mention and the Directors acknowledge the same.

Your Directors also wish to place on record their appreciation for the dedicated work put forth by the Employees at all levels. The positive role played by the recognised Trade Unions and Associations of the Engineers and Officers in maintaining cordial industrial relations deserves special mention.

For and on behalf of the Board of Directors

Place : Neyveli

Date : 02.07.2019

**Rakesh Kumar**  
Chairman-cum-Managing Director



**Annexure - 1**

**1. A brief outline of NLCIL's CSR Policy, including overview of projects or programmes proposed to be undertaken and a reference to the web-link to the CSR policy and projects or programme.**

- NLCIL has been carrying out peripheral developmental activities for betterment of communities in the surrounding villages since inception.
- The vision of NLCIL is to emerge as a leading Mining and Power Company, with social responsiveness accelerating Nation's growth.

**NLCIL'S Values**

N – National Orientation

L – Learning and Development

C – Commitment for Excellence

I – Innovation and Speed

- NLCIL has adopted a CSR Policy, under which new/ongoing CSR projects/ programme /activities are undertaken. The Policy is available in NLC's Website: [https://www.nlcindia.com/new\\_website/index.htm](https://www.nlcindia.com/new_website/index.htm)
- The CSR activities of NLCIL focus on sustainable development and inclusive growth, addressing the basic needs of the surrounding communities.
- Aiding in the Socio-economic development of the local State(s) in which NLCIL operates and also the country at large.
- The CSR of NLCIL contributes to various sectors of development, as enumerated in the Schedule VII of the Companies Act. The main sectors are:
  - Health and Sanitation
  - Education and Special Education
  - Employment enhancing vocational skills
  - Women Empowerment
  - Sports
  - Rural Development projects for roads & access, water resources augmentation for irrigation and overall community development.
  - Renovation of Heritage sites, Development of Arts and Culture
- The CSR Committee of the Board of Directors of your Company monitors them.
- The Board of Directors of your Company review the same from time to time and ensures that at least two percent of the average net profit of your Company for the last three years is spent by NLCIL on CSR.

**2. The Composition of the CSR Committee**

Shri. Azad Singh Toor	-	Chairman
Shri. Indrajit Pal	-	Member
Ms. Nalini Padmanabhan	-	Member
Dr. P.Vishnu Dev	-	Member
Shri. R. Vikraman	-	Member
Shri. Prabhakar Chowki	-	Member

**3. Average net profit of NLCIL for last three financial years**

₹ 2258.63 crore

**4. Prescribed CSR Expenditure (two percent of the amount as in item 3 above)**

₹ 45.17 crore

**5. Details of CSR spent during the financial year.**

**a) Total amount to be spent for the financial year;**

₹ 45.17 crore

**b) Amount unspent : Nil**

**c) Manner in which the amount was spent during the financial year is detailed below :**

**CSR EXPENDITURE FOR THE YEAR 2018-19**

(₹ in lakh)

Sl. No.	CSR project or activity identified	Sector in which the project is covered.	Projects or programme (1) Local area or other (2) Specify the State and district where projects or programmes were undertaken	Amount outlay (Budget) project or programme-wise	Amount spent on the projects or programme Sub-heads : (1) Direct expenditure on projects or programme (2) Overheads	Cumulative expenditure up to the reporting period.	Amount Spent; (1) Direct or (2) Through implementing agency ("Details Given below)
(1)	(2)	(3)	(4)	(5)	(6)	(7)	(8)
<b>1. Promoting Health</b>							
1.1	NLCI - Arogya Camps & Healthcare	Health care/ Preventive Health care	(1) Local (2) Cuddalore - Tamil Nadu, Bikaner- Rajasthan, Sambalpur- Odisha	600.50	(1) 594.37 (2) 4.28	598.65	(1) 598.65 (2) 0.00
1.2	Poshak - Nutritious Food Supplements	Health care/ Preventive Health care	(1) Local (2) Cuddalore- Tamil Nadu	45.02	(1) 43.11 (2) 1.15	44.26	(1) 44.26 (2) 0.00
1.3	Sanitation	Health care/ Preventive Health care	(1) Local (2) Cuddalore - Tamil Nadu	766.55	(1) 305.60 (2) 1.56	307.16	(1) 307.16 (2) 0.00
1.4	Distribution of Drinking water and Buttermilk	Safe Drinking water	(1) Local (2) Cuddalore, Dharmapuri -Tamil Nadu, Bikaner- Rajasthan, Sambalpur- Odisha	222.31	(1) 149.99 (2) 1.22	151.21	(1) 151.21 (2) 0.00
<b>2. Promoting Education and Enhancing Vocation Skills</b>							
2.1	Formal Education	Promoting Education	(1) Local (2) Cuddalore, Virudhnagar -Tamil Nadu, Bikaner- Rajasthan	1,497.93	(1) 1,046.58 (2) 3.69	1050.27	(1) 1,050.27 (2) 0.00
2.2	Education to the differently - abled students	Special Education	(1) Local (2) Cuddalore, Tamil Nadu	22.25	(1) 17.98 (2) 0.00	17.98	(1) 17.98 (2) 0.00
2.3	Skill/ Entrepreneurial Development Training	Vocation Skills	(1) Local (2) Cuddalore - Tamil Nadu, Bikaner- Rajasthan	331.14	(1) 282.69 (2) 1.92	284.61	(1) 284.61 (2) 0.00

**CSR EXPENDITURE FOR THE YEAR 2018-19**

(₹ in lakh)

Sl. No.	CSR project or activity identified	Sector in which the project is covered.	Projects or programme (1) Local area or other district where projects or programmes were undertaken (2) Specify the State and district where projects or programmes were undertaken	Amount outlay (Budget) project or programme-wise	Amount spent on the Sub-heads : (1) Direct expenditure on projects or programme (2) Overheads	Cumulative expenditure up to the reporting period.	Amount Spent; (1) Direct or (2) Through implementing agency ("Details Given below)
(1)	(2)	(3)	(4)	(5)	(6)	(7)	(8)
<b>3. Promoting Gender Equality, Empowering Women</b>							
3.1	Skill/ Entrepreneurial Development Training to women	Women Empowerment	(1) Local (2) Cuddalore, Tamil Nadu, Sambalpur- Odisha	50.48	(1) 36.31 (2) 0.36	36.67	(1) 36.67 (2) 0.00
<b>4. Promoting Environmental Sustainability</b>							
4.1	Plantation of trees and conservation of natural resources	Environmental Sustainability	(1) Local (2) Cuddalore, Tamil Nadu, Bikaner- Rajasthan, Sambalpur- Odisha	294.71	(1) 240.56 (2) 2.05	242.61	(1) 242.61 (2) 0.00
<b>5. Promoting Rural Sports</b>							
5.1	Sports development	Promoting Sports	(1) Local (2) Cuddalore, Tamil Nadu, Sambalpur - Odisha	158.40	(1) 118.62 (2) 1.66	120.28	(1) 120.28 (2) 0.00
<b>6. Rural Development Projects</b>							
6.1	Water Resources Augmentation	Rural Development Projects	(1) Local (2) Cuddalore - Tamil Nadu, Bikaner- Rajasthan, Sambalpur - Odisha	1,609.92	(1) 1,503.94 (2) 4.36	1,508.30	(1) 1,508.30 (2) 0.00
6.2	Community Assets	Rural Development Projects	(1) Local (2) Cuddalore - Tamil Nadu, Bikaner- Rajasthan, Sambalpur - Odisha	520.62	(1) 214.09 (2) 2.04	216.13	(1) 216.13 (2) 0.00
<b>7. Protection of National Heritage, Art &amp; Culture</b>							
7.1	Socio cultural events	Heritage, Art & Culture	(1) Local (2) Cuddalore - Tamil Nadu, Bikaner- Rajasthan, Sambalpur - Odisha	81.45	(1) 14.44 (2) 0.00	14.44	(1) 14.44 (2) 0.00

**CSR EXPENDITURE FOR THE YEAR 2018-19**

(₹ in lakh)

Sl. No.	CSR project or activity identified	Sector in which the project is covered.	Projects or programme (1) Local area or other district where projects or programmes were undertaken	Amount outlay (Budget) project or programme-wise	Amount spent on the projects or programme Sub-heads : (1) Direct expenditure on projects or programme (2) Overheads	Cumulative expenditure up to the reporting period.	Amount Spent; (1) Direct or (2) Through implementing agency (*Details Given below)
(1)	(2)	(3)	(4)	(5)	(6)	(7)	(8)
<b>8.</b>	<b>Welfare of SC, ST &amp; OBC</b>						
8.1	Tuition Fees to SC/ST/OBC students	Welfare of SC, ST & OBC	Local	338.26	338.26	338.26	338.26
			Cuddalore, Tamil Nadu		0.00		0.00
<b>9.</b>	<b>Relief for National Calamities</b>						
9.1	Gaja cyclone relief measures	Relief for National Calamities	Local	15.00	14.03	15.00	15.00
			Nagapattinam, Tamil Nadu		0.97		0.00
				<b>6,554.54</b>	<b>4,920.57</b>	<b>4,945.83</b>	<b>4,945.83</b>
					<b>25.26</b>		<b>0.00</b>
				<b>TOTAL</b>	<b>4,945.83</b>		<b>4,945.83</b>

Details of Implementing Agency - Not Applicable

6. In case NLCIL has failed to spend the two per cent of the average net profit of the last three financial years or any part thereof, NLCIL shall provide the reasons for not spending the amount in its Board report.

Not Applicable

7. A responsibility statement of the CSR Committee that the implementation and monitoring of CSR Policy, is in compliance with CSR objectives and Policy of NLCIL.

The Responsibility Statement of the CSR Committee is given below.

The implementation and monitoring of CSR Policy, is in compliance with CSR objectives and Policy of NLCIL.

Sd/- xx xx xx

(Chairman-cum-Managing Director)

Sd/- xx xx xx

(Chairman of CSR Committee)

## A. Conservation of Energy

### i. The steps taken or impact on Conservation of Energy

1. Energy Conservation Committees formed in 14 Industrial/Service Units to identify and implement the energy conservation measures periodically and wherever possible, energy conservation is being achieved through regular maintenance, replacements, using energy efficient equipment and through innovative ideas using in-house expertise.
2. Energy Audit conducted in Barsingsar Thermal Power Station and the final audit report was submitted to Bureau of Energy Efficiency.
3. Multifarious methods were adopted to inculcate and imbibe the energy conservation measures in the Industrial and Service units.
4. During the financial year 2018-19, 21 meetings/training programmes were organised in observance with promotion of energy conservation about 1,422 employees were inculcated and imbibed the concept of energy conservation.
5. The conventional lights are being replaced with contemporary energy saving LED lights.
6. Timer processor units are being installed in outdoor lights.
7. Measures taken to reduce the consumption of diesel in various sectors (surface transport, mining equipment, cranes etc.).
8. R&D Projects:
  - Online monitoring of Substation, Transformer feeder, energy meter and bore well, street light automation has been carried out as a Smart City concept development for Neyveli Township.
  - Dynamic Loading of mining equipment in Mines was carried out.
  - CARD has initiated an In-house R&D pilot works namely "Energy conservation new method demonstration at CARD" to make DC micro Grid with Energy efficient equipment. Adopting Renewable Energy, Establishing DC micro Grid system and Energy conservation measures are the main objective of this pilot work.
9. During the Financial Year 2018-19, by adopting energy conservation measures about 50.77 Million Units of energy was conserved.

### ii. The steps taken by the Company for utilising alternate source of energy

Measures are being taken to utilise alternate source of energy wherever permissible, to minimise the consumption of energy. The following measures were implemented in various Industrial/Service units and Township.

1. 500 MW Solar Power Plants were installed and commissioned in Tamil Nadu.
2. 2.5 MW Solar Power Plants were installed and commissioned in Andaman & Nicobar Islands.
3. Actions initiated to erect and install 17.5 MW Solar Power Plant in Andaman & Nicobar Islands.
4. Your Company with its expertise in Solar Power Plant, has earned an Engineering, Procurement and Commissioning (EPC) contract from TANGEDCO, for installing 709 MW of Solar Power Plant and the work is under implementation.



5. 1000 KW Solar Roof PV Panels were installed on Non-Residential Buildings in Neyveli Township.
6. 4x5 KW Micro Hydrel project at TPS-II was completed and energy generation of 9000 units per month is registered.
7. Actions initiated to install 200 KW floating Solar Power PV plant in NNTPP Lake.
8. Solar panels are erected in Library, TPS-IE, Mine-II etc.
9. Solar Heaters are erected in General Hospital and Guest House.
10. 51 MW Wind Mills were commissioned inside Tamil Nadu.
11. 10 MW & 130 MW Solar Power Plants were installed inside Neyveli Township and synchronized with Grid.

**iii. The capital investment on energy conservation equipment**

During the Financial Year 2018-19, for implementing various Energy Conservation measures, the company has invested ₹ 8.64 crore in the Industrial and Service Units.

**B. Technology Absorption**

**Research and Development (R&D)**

**(I) The efforts made towards technology absorption**

**a. Solar Lignite Drying**

R&D initiatives were taken up to conduct Techno Economic Feasibility for solar drying of lignite and to analyse the possibility to install Demonstration model for Solar Drying of Lignite.

Lab scale solar drying system have been installed and demonstrated by IES, AU at CARD. MOA has been signed between IES Anna University, Chennai and NLCIL for R&D project "Pilot Project on Solar Drying of Lignite" on 14.06.2018.

**b. Development of Micro Hydrel Power Generation**

R&D initiatives were taken up for Hydrel Power Generation using the free flowing water discharge points in Thermal power stations & Mines. The Micro hydrel technology is identified for power generation from free flowing water with low velocity. MoA has been signed between NLC India Limited and Energy Management Centre, Govt. of Kerala. In this pilot scale 4x5 kw Micro kinetic/velocity turbine equipment installation at cooling tower fore bay area in TPS II have been completed and commissioned.

**c. Development of alternative materials for pebbles using waste materials**

The pebbles are from natural material; considerable difficulties are faced in procurement. Scarcity of pebbles for bore wells construction is experienced in all mines. To find alternative material, this study is undertaken. MoU has been signed between NLC India Limited and IIT Madras, Chennai. IITM has developed different size of pebble with over-burden material and the properties are tested in the lab.

**d. Floating solar PV plant at Thermal Lake, Neyveli**

NLCIL Mines & Thermal are having lakes to store the groundwater for industrial purposes. Water evaporation in extreme summer caused a big loss to the society. In order to reduce the same and also to get clean power, floating solar paves the way for double benefits of water conservation by 30% and minimum land use in power generation (roughly 3.5 acres/MW) apart from green energy. LOA was issued for Pilot Project of 200 kW and Installation is in progress.

**e. Electronification of GWC bore wells & Conveyor systems**

As the area of mine is vast expanding and, it has become a necessity to monitor and control the full network electronically. This project is to introduce the real time automation of GWC & Conveyor systems. The real time data shall be retrieved from the remote locations and to be transferred through wireless to the control room for monitoring. This is a Coal S&T project taken up in collaboration with NIT-Trichy and NLCIL, commenced from 1<sup>st</sup> Jan 2018. NITT has developed a Laboratory set up at NITT for the conveyor set up & GWC pumping modeling.

**f. Studies on Solar Cold Storage at CARD**

The absorption refrigeration technology is being viewed as one of the alternatives for the vapour compression refrigeration due to its potential utilisation of Solar Energy, waste heat utilisation, etc. MoU has been signed between NLC India Limited and Department of Mechanical Engineering, IIT Madras, Chennai. The design and Cold room installation completed. Solar cold storage installation completed.

**g. Studies on the effects of Humic acid on aquaculture**

To increase the usage of Humic Acid it is proposed to study the effects on Aqua Culture. MoU has been signed between NLC India Limited and Centre of Advanced Study in Marine Biology (CASMB), Annamalai University.

**h. Studies on Zeolite based catalyst for mitigation of exhaust gas pollution**

There is increasing air pollution due to increase in gases from the vehicle exhaust. CARD has proposed to take up a collaborative project to utilise the Zeolite to develop suitable catalyst for mitigating the exhaust gas from the vehicles. In this regard MoA signed between NLCIL and Annamalai University.

**i. Extraction of construction grade sand from overburden materials**

The overburden formation is being removed and dumped during excavation. It is proposed to explore the possibilities for extraction of sand from the overburden materials which can replace the river sand and also provides scope for additional revenue. A project proposal has been submitted to Ministry of Mines (MoM) in association with IIT Madras. MoM has approved the proposal.

**j. Lignite to Diesel**

Neyveli Lignite has high moisture content (50-55%) making transportation of lignite to longer distances is difficult. It is intend to take up diversification studies on lignite to develop clean coal technology for value added product. The main objective of the project is to explore the possibility of producing diesel from lignite and also to develop a suitable technology for alternate use of Lignite which requires proven technologies. In this connection, a global EOI has been floated to identify the proven technology and sources. Tender evaluation is in progress.

**k. The following new initiatives have been taken up during this year**

- a. EV based Environmental Monitoring
- b. Formation of Innovation-Incubation centre
- c. Geo-polymer product from Ash
- d. Production of Methanol from Industrial waste
- e. Solar Hydrogen utilisation
- f. Development of carbon Blocks using Lignite
- g. Electronic grade silicon production from Mines Silica sand



**(ii) The benefits derived like product improvement, cost reduction, product development or import substitution**

- a) The benefits will be generation of clean renewable energy by utilising the perennial water resource available in Neyveli for generating hydropower around 9000 kWhr/Month . Till date around 1,40,250 kWhr energy generated by the system installed.
- b) The benefits of the solar drying of Lignite is a project to decrease energy consumption, pollutants and greenhouse gas emissions of low rank coals during the utilisation process, efficient and appropriate drying and for transportation.
- c) Scarcity of pebbles for bore wells construction is experienced in all mines. It can be compensated by alternate material in place of natural pebbles using the waste materials being generated from mines and Thermal.
- d) Automation/monitoring of seepage pumps benefits the productivity & safety.
- e) Pilot plant study on iron beneficiation from TPS slag- substitute to iron ore

**Patent obtained:** The patent for our invention” **ZEOLITE SUITABLE FOR CALCIUM REMOVAL AND A PROCESS FOR SYNTHESIS THEREOF**” is granted on 25.05.2018. The patent is granted for a term of 20 years.

**(iii) In case of imported technology (imported during last three years reckoned from the beginning of the financial year) - Nil**

**(iv) The expenditure incurred on Research and Development for the year 2018-19 for CARD was ₹ 16.79 crore.**

**C. Foreign exchange earnings and outgo**

Foreign Exchange inflow : Nil  
Foreign exchange outflow : ₹ 44.48 crore

For and on behalf of the Board of Directors

Place : Neyveli  
Date : 02.07.2019

**Rakesh Kumar**  
Chairman-cum-Managing Director

## Management Discussion and Analysis Report

### Power Industry - an outlook

For any country, the Power sector plays a vital role in the development of Socio – economic growth. The Indian Power sector is presently going through a major transformation with key initiatives undertaken by the Govt of India particularly in the development of green energy. Over the years the power generated from renewable energy sources have increased many fold , however it is anticipated that the power from fossil fuel would continue to be the dominant source of energy for the country for some more years.

The national electricity policy entailed provision of adequate reliable power at affordable cost with access to all citizens.

### Capacity addition

The capacity addition programme during the XII Plan period is targeted at 88,537 MW comprising 72,340 MW in the thermal sector, 10897 MW in the hydro sector and 5300 MW in the nuclear sector excluding 30,000 MW of RES. The XI Plan cumulative capacity addition of 99,209.5 MW was achieved.

With a total installed power generating capacity of 3,56,100.19 MW as of March 31, 2019 (as per CEA report), India emerges as the world's third-largest electricity producer. The contribution of the state, central and private sector were as under:

Sector	Total capacity (MW)	% of Total
State Sector	1,05,075.86	29.51
Central Sector	86,596.63	24.31
Private Sector	1,64,427.70	46.18
Total	3,56,100.19	100.00

Further, the installed capacity from different sources of energy were as under:

Source	Total capacity (MW)	% of Total
Thermal	2,26,279.34	63.54
Hydro(Renewable)	45,399.22	12.75
Nuclear	6,780.00	1.90
RES(MNRE)	77,641.63	21.80
Total	3,56,100.19	100.00

RES (Renewable Energy Sources) includes Small Hydro Project, Biomass Gasifier, Biomass Power, Urban & Industrial Waste Power, Solar and Wind Energy.

Further, a total capacity addition of 58,384 MW from conventional sources is envisaged for the period 2017-2022, consisting of 47,855 MW of coal-based power stations, 406 MW of gas-based power stations, 6,823 MW of hydro power stations and 3,300 MW of nuclear stations.

### Coal and Lignite

Fossil fuels remain the dominant source of energy powering the global economy, providing around 60% of the growth in energy and accounting for almost 80% of total energy supply in 2035. Coal, Oil and Gas are the primary commercial energy sources with coal being the largest source of energy in India because of its abundant presence.

### Coal reserves

About 70% of the coal reserves of the country are from the States of Odisha, Jharkhand and Chhattisgarh. Coal is also produced from mines available in the States of Andhra Pradesh, Telangana, Madhya Pradesh, Maharashtra, Paschim Banga and Bihar.



As on 01.04.2018, the total estimated reserves of Coal in India was 318.27 BT out of which the proved category accounted for 148.78 BT.

The details of Coal Resources as on 01.04.2018 are as follows: (in Million tonnes)

Sl.No.	State	Proved (MT)	Indicated (MT)	Inferred (MT)	Total (MT)	% of Total
1	Paschim Bengal	14155.57	12868.81	4642.86	31667.24	9.93
2	Jharkhand	45563.36	31438.52	6149.8	83151.68	26.06
3	Bihar	161.11	813.49	392.15	1366.75	0.43
4	Madhya Pradesh	11958.28	12153.95	3874.67	27986.9	8.77
5	Chhattisgarh	20427.71	34576.26	2201.9	57205.87	17.93
6	Uttar Pradesh	884.04	177.76	0	1061.8	0.33
7	Maharashtra	7177.55	3073.55	2048.14	12299.24	3.86
8	Odisha	37391.1	34164.54	7739.16	79294.8	24.86
9	Andhra Pradesh	0	1149.05	431.65	1580.7	0.50
10	Telangana	10474.9	8576.13	2650.92	21701.95	6.80
11	Assam (G)	464.78	57.21	3.02	525.01	0.16
12	Sikkim	0	58.25	42.98	101.23	0.03
13	Arunachal Pradesh	31.23	40.11	18.89	90.23	0.03
14	Meghalaya	89.04	16.51	470.93	576.48	0.18
15	Nagaland	8.76	0	401.69	410.45	0.13
<b>Grand Total</b>		<b>148787.43</b>	<b>139164.14</b>	<b>31068.76</b>	<b>319020.33</b>	<b>100.00</b>

(Source: Indian Coal and Lignite Resource Inventory – 2018 by GSI).

## Lignite

### Lignite reserves

In India, lignite deposits are confined in the States of Tamil Nadu, Gujarat, Rajasthan, Puducherry, Jammu & Kashmir and Kerala where the coal is almost completely absent. Tamilnadu contributes major share of lignite resources (80%). Major part of the lignite produced in the country is used for power generation and the demand for lignite is mainly dependent on existing and proposed thermal power stations.

The details of state-wise Geological resources of Lignite (provisional) as on 01.04.2019 are as under

(In Million tonnes)

Sl. No.	State	Proved (MT)	Indicated (MT)	Inferred (MT)	Total (MT)	% of Total Total
1	Puducherry	-	405.61	11.00	416.61	0.91%
2	Tamil Nadu	4340.35	22496.63	9392.85	36229.83	79.18%
3	Rajasthan	1168.53	3029.78	2150.77	6349.08	13.88%
4	Gujarat	1278.65	283.7	1159.70	2722.05	5.95%
5	J & K	-	20.25	7.30	27.55	0.06%
6	Kerala	-	-	9.65	9.65	0.02%
7	West Bengal	-	1.13	2.80	3.93	0.01%
<b>Grand Total</b>		<b>6783.53</b>	<b>26237.10</b>	<b>12734.07</b>	<b>45758.70</b>	<b>100.00</b>



## Demand and Production

As per the Report of the Working Group on Coal & Lignite for formulation of XII Five Year Plan, the projected demand of lignite at the terminal year of XIII Plan (2021-22) is 108.62 MT and projected lignite production during the same period is 104.55 MT.

## Underground Coal Gasification (UCG)

For developing UCG projects in India, your Company has been reserved Dip side Tadkeshwar & Dungra Lignite Blocks in Surat District, Gujarat and Dip side Valia & Rajpard, Lignite Blocks, in Bharuch District, Gujarat. To assess the suitability of the UCG lignite blocks, your Company has floated global tender for engaging an expert agency for implementing Technical suitability study and UCG pilot project in the above blocks.

## SWOT Analysis

### Strength

- Availability of lignite, coal and water for power generation
- Having Pit Head Power Stations
- Harmonious industrial relations
- Expertise in open-cast lignite mining with SME technology
- Expertise in lignite & coal fired power station
- Strong capabilities for exploration, mine planning, Research & Development
- Expertise in Renewable Power Generation
- Experienced Management team with committed and experienced work force
- Strong track record of growth and financial performance
- Expertise in ground water management

### Weakness

- Mines moving towards higher stripping ratio and consequent increase in cost of mining
- Aging power plants
- Higher cost of mining
- Poor financial health of Discoms

### Opportunities

- Government of India's (GoI) commitment to improve the quality of life of its citizens through higher electricity consumption
- Trading of Power in the Market
- Launch of 100 smart cities mission by GoI
- Rise in the per capita consumption of power
- Investment in promoting Green Energy

### Threats

- Resistance from land owners for acquisition, demand for enhanced compensation, demand for employment
- Higher cost for rehabilitation & resettlement measures for land evictees
- Huge surrender of Power by the beneficiaries and consequent under utilisation of Thermal Capacity
- Necessity of pumping of water below the lignite seam for safe mining leading to higher cost of production
- Challenges posed by Renewable energy to Thermal Generation
- Delay in realisation of dues from beneficiaries

## Segment-wise performance

Covered in the main report.



## Company Outlook

Your Company is presently operating lignite mines with a total installed capacity of 30.60 MTPA and considering the other Projects under formulation / implementation, the total lignite mining capacity will be increased to 62.15 MTPA by the year 2025.

Regarding coal mining, as stated earlier Talabira II & III coal mine project of capacity 20.0 MTPA in the State of Odisha has been allocated in favour of your Company while the Pachwara South Coal Block with a capacity of 11.0 MTPA has been allotted to NUPPL, the Subsidiary Company. The above two projects aggregate to a coal mining capacity of 31.0 MTPA at the end of the year 2025.

Your Company is presently operating thermal power plants with an aggregate capacity of 3140 MW, wind power of 51 MW & solar power plants of 743.56 MW and thus aggregating to a total installed capacity of 3934.56 MW. Taking into consideration the power projects under formulation / implementation and also the envisaged acquisition of power assets, your Company is poised to grow to 21 GW power generating Company by the year 2025 including Subsidiaries.

### Details of Projects under construction / implementation / formulation:

Covered in the main report.

## Risks and Concerns

A brief on the major risks faced by the Company are given below:

### Operational risks

- Resistance from land owners against Land acquisition and its restricted availability leading to delaying the operations.
- Compliance to the stringent New Environmental Emission norms for Thermal Power Stations
- Delay in realisation of Power dues
- Power Surrender by the Beneficiaries
- Denial of agreed tariff due to delay in commissioning of project within the control period prescribed by Regulators .
- Competition consequent to de-regulation in Indian Power Sector.
- Stringent norms prescribed by Regulatory Authority affecting power tariff
- Cost and time over run of projects under execution
- Higher cost of lignite mining

### Internal control systems and their adequacy

The Company has well-established internal control systems and procedures commensurate with its size and the nature of business with an approved and well laid out delegation of authority, Purchase & Contracts and Personnel Manuals. The internal audit is conducted by four external firms of Chartered Accountants covering all the offices / units and their reports are periodically reviewed by the Audit Committee. Audit Committee periodically interacts with Internal and Statutory Auditors to assess the adequacy of internal control systems and also supervises the financial reporting process through review of periodical financial Statements. Further, the accounts of the Company are subject to C & AG audit in addition to the propriety audit conducted by them.

The effectiveness of compliance of Service Rules and Office Orders is subjected to periodical HR audit carried out with an objective to identify the deficiency/deviations and for initiating appropriate corrective measures. HR audit has been carried out Unit wise, during the year focusing on evaluating the correctness / accuracy in complying with the rules and procedures on identified areas in HR in respect of a pre-determined percentage of total Service Books.

### Discussion on financial performance with respect to operational performance

Covered in the main report.

### Environmental Protection and Conservation, Technological conservation, Renewable energy developments, Foreign Exchange conservation

Covered in the main report.



**Material developments in Human Resources/Industrial Relations front, including number of people employed**

Covered in the main report.

**Details of Significant Changes in Key Financial Ratios**

Ratio Description	2018-19	2017-18	Reasons for variation
Debtors Turnover	1.71	2.35	<p>Turnover of 2018-19 has reduced mainly on account of introduction of Ind AS 115, Reduction in Lignite transfer price, Non-applicability of Clean Energy Cess post implementation of GST from 1<sup>st</sup> July'17.</p> <p>Turnover also increased on account of increase in sale of lignite in open market and increase in renewable sale of power.</p> <p>Debtors balance also increased from previous period mainly due to delay in realisation of arrear bills raised in 2016-17 on receipt of CERC order. Hence, increase in debtors balance with a correspondence decrease in revenue from operations has resulted in reduction of Debtors Turnover Ratio.</p>
Inventory Turnover	3.73	3.71	<p>Consideration of Net movement in regulatory deferral account balance in cost of sale has resulted decrease in cost of sale for the current year by ₹ 613.63 crore.</p> <p>Average inventory has been reduced by ₹ 174.43 crore because of decrease in inventory balances from previous period.</p> <p>Hence impacting increment in inventory turnover ratio by 0.02.</p>
Interest Coverage Ratio	8.39	18.08	<p>Increase in borrowings towards working capital due to delay in realisation of debtors and to meet general operational requirements.</p> <p>Decrease in profit in the current period mainly on account of lower lignite stock, under recovery of fixed charges in thermal stations and implementation voluntary retirement scheme which has resulted in decrease in Interest Coverage Ratio in the current period.</p>
Current Ratio	1.57	1.39	<p>Due from subsidiary was reduced from ₹ 1,750 crore to ₹ 680 crore because of the Loan repayment by NUPPL resulting decrease in current asset by ₹ 1,070 crore; however reduction in regulatory liability by ₹ 2045.27 crore has resulted downward movement in current liability more than the current assets. Hence impacting increment in current ratio by 0.18.</p>
Debt Equity Ratio	1.06	0.66	<p>Total Debt has been increased from ₹ 8,719.81 crore in 2017-18 to ₹ 13,166.11 crore in 2018-19 mainly towards Capital Expenditure and Working Capital Requirements.</p> <p>During the current year, Equity and Reserves has also been decreased by ₹ 1,249 crore on account of buy back of Shares which has resulted in movement in the Debt –Equity Ratio.</p>





Ratio Description	2018-19	2017-18	Reasons for variation
Operating Profit Margin (%)	21.47	36.60	Turnover has been reduced mainly on account of:- (i) Non-applicability of Clean Energy Cess post implementation of GST from 1 <sup>st</sup> July'17. (ii) Reduction in Lignite Transfer Price. (iii) Implementation of IND AS 115. Operating expenses has been increased mainly on account of:- (i) Implementation of wage revision for Non-Executives, (ii) Increase in Finance cost due to increase in Borrowings. (iii) Change in inventory due to reduction of Inventory stock level. This has resulted to decrease in Operating Profit Margin.
Net Profit Margin (%)	15.72	20.35	Reduction in profit for the period as explained above has resulted in reduction of Net Profit Margin.

**Details of any change in Return on Net worth as compared to the immediately previous financial year along with a detailed explanation thereof**

The reason for fall in the Return on Net Worth is mainly because of decrease in Net profit from ₹ 1,848.78 crore to ₹ 1,266.97 crore i.e. by ₹ 581.81 crore for the FY 2018-19. The fall in the profit for the period is due to decrease in revenue from operations by ₹ 1,350.28 crore, however the same is compensated to the extent of ₹ 326.50 crore because of increase in Other Income. The increase in finance cost and other expenses by ₹ 410.23 crore can also be considered as a reason for decrease in profit for the period. However increase in Net Movement in regulatory account balance by ₹ 908.44 crore because of the consideration of the wage revision and Ind AS 115 Impact in regulatory account balance has resulted in increase in profit for the period.

**Corporate Social Responsibility**

Covered in the main report.

**Cautionary Statement**

Statement in the Management Discussion & Analysis Report and in the Directors' Report, describing the Company's strengths, strategies, projections and estimates are forward looking statements and progressive within the meaning of applicable laws and regulations. Actual results may vary from those expressed or implied depending upon economic conditions, Government policies and other incidental factors and hence it is cautioned not to place undue reliance on the forward looking statements.

For and on behalf of the Board of Directors

Place : Neyveli  
Date : 02.07.2019

**Rakesh Kumar**  
Chairman-cum-Managing Director



## Report on Corporate Governance

### Mandatory Requirements

#### Company's Philosophy on Code of Governance

Transparency, accountability and integrity are the main ingredients of a good Corporate Governance. Your Company as a Corporate Citizen, believes in adhering to the highest standards of Corporate Governance.

#### Board of Directors

##### Composition

As on 31<sup>st</sup> March, 2019, the Board of Directors of your Company comprised an Executive Chairman, four Executive Directors, two Non-executive Directors and five Independent Directors.

The particulars regarding composition of Board of Directors as on 31<sup>st</sup> March, 2019 and other details are furnished below:

Sl. No.	Name (Sarvashri/Ms.)	Designation	Other Directorships held as on 31.03.2019*	Other Committee ** Memberships held as on 31.03.2019	
				As Member	As Chairman
<b>Executive Directors</b>					
1	Rakesh Kumar	Chairman-cum-Managing Director & Director(Finance) Addl.charge	2	-	-
2	V.Thangapandian	Director(Power)	2	1	-
3	R.Vikraman	Director(Human Resource)	1	-	-
4	Nadella Naga Maheswar Rao	Director(Planning & Projects)	2	1	-
5	Prabhakar Chowki	Director(Mines)	-	-	-
<b>Non-executive Directors</b>					
6	Suresh Kumar	Additional Secretary to Government of India, Ministry of Coal - Part-time official Director	-	-	-
7	Md. Nasimuddin	Principal Secretary to the Government of Tamil Nadu, Energy Dept. - Part-time official Director	5	-	-
<b>Independent Directors</b>					
8	Azad Singh Toor	Part-time Non-official Director	-	-	-
9	K. Madhavan Nair	Part-time Non-official Director	-	-	-
10	Nalini Padmanabhan	Part-time Non-official Director	1	-	1
11	Indrajit Pal	Part-time Non-official Director	-	-	-
12	Dr.P.Vishnu Dev	Part-time Non-official Director	-	-	-

\* None of the Director is holding Directorship in other Listed entities

\*\*Membership of only Audit Committee and Stakeholders Relationship Committee has been considered

#### Dates of Board Meetings & Directors' Attendance

During the financial year 2018-19, 12 meetings of the Board of Directors were held on the following dates:

23<sup>rd</sup> April, 2018, 28<sup>th</sup> May, 2018, 26<sup>th</sup> June, 2018, 24<sup>th</sup> July, 2018, 14<sup>th</sup> August, 2018, 20<sup>th</sup> September, 2018, 9<sup>th</sup> October, 2018, 30<sup>th</sup> October, 2018, 14<sup>th</sup> November, 2018, 24<sup>th</sup> December, 2018, 12<sup>th</sup> February, 2019 and 18<sup>th</sup> March, 2019.



The details of attendance of Directors at the Board Meetings held during the financial year 2018-19, are as under;

Name (Sarvashri/Ms.)	No. of meetings attended out of 12 held	Remarks
Rakesh Kumar	12	Appointed as CMD w.e.f. 28.09.2018
V.Thangapandian	12	
R.Vikraman	12	
Suresh Kumar	7	
Nadella Naga Maheswar Rao	9	Appointed w.e.f.29.06.2018
Prabhakar Chowki	3	Appointed w.e.f.28.11.2018
Md.Nasimuddin	4	Appointed w.e.f.24.09.2018
Azad Singh Toor	12	Re-appointed w.e.f. 17.11.2018
K.Madhavan Nair	12	Re-appointed w.e.f. 17.11.2018
Nalini Padmanabhan	11	
Indrajit Pal	12	
Dr.P.Vishnu Dev	3	Appointed w.e.f.19.12.2018
P.Selvakumar	2	Relinquished on superannuation on 31.05.2018
Subir Das	3	Relinquished on superannuation on 30.06.2018
Sarat Kumar Acharya	4	Relinquished on superannuation on 31.07.2018
Chandra Prakash Singh	8	Relinquished w.e.f.17.11.2018
Vikram Kapur	2	Relinquished w.e.f.27.08.2018
Ms.Monika Arora	3	Relinquished w.e.f.30.08.2018

### Annual General Meeting

Dr.S.K.Acharya, the then CMD, Shri.Suresh Kumar, Shri.Rakesh Kumar, Shri.V.Thangapandian, Shri.R.Vikraman, Shri.Nadella Naga Maheswar Rao, Shri.Chandra Prakash Singh, Ms.Nalini Padmanabhan and Shri.Indrajit Pal, Directors attended the last AGM held on 30<sup>th</sup> July,2018.

### Disclosures- Relationship between Directors inter-se

None of the Directors/Key Managerial Personnel of the Company were inter-se related as on 31.03.2019.

### Details of Shares held by Non-Executive Directors

As per the declarations received, none of the Non-executive Directors are holding any equity shares in the Company.

### Web-link of Familiarisation Programme imparted to Independent Directors

Familiarization programmes to Independent Directors is available at  
[https://www.nlcindia.com/investor/familiarisation\\_programme\\_indpnt\\_dir.pdf](https://www.nlcindia.com/investor/familiarisation_programme_indpnt_dir.pdf)

### Core skills/ expertise/competencies of Board of Directors

The Board of NLCIL consists of expert Directors who have vast experience in their respective field of specialisation.

Apart from CMD, the Board consists of the following Functional Directors viz. Director (Mines), Director (Finance), Director (P&P), Director (Power) and Director (Human Resource).

The functional Directors are appointed on the Boards of CPSEs by the concerned administrative Ministry on the basis of recommendations of Public Enterprises Selection Board (PESB) after obtaining approval of competent authority and completing due formalities in this regard.



The nominees of Ministry of Coal and Government of Tamilnadu are also part of Board of Directors of the Company. They are generally senior officers of the Government of India, State Government(s) or other Government agencies and are appointed by the concerned administrative Ministries themselves.

The Independent Directors are notified for appointment by Ministry of Coal and they are selected by the Search Committee constituted by Department of Public Enterprises.

The Independent Directors being appointed on the Board are drawn from various fields and possess vast experience and by virtue of their experience and exposure, provide guidance to Board on all important issues and involve in the decision making process.

### **Separate Meeting of Independent Directors**

Ministry of Corporate Affairs vide Notification dated 5<sup>th</sup> July, 2017 has exempted Government Companies from applicability of clause (a) and (b) of sub-paragraph (3) of paragraph VII of Schedule IV of the Companies Act, 2013 which requires that the Independent Directors in their separate meeting shall review the performance of non-independent directors, performance of the Board as a whole, performance of the Chairperson of the company, taking into account the views of executive directors and non-executive directors. Representation has been given to SEBI for exemption from these requirements as given in Regulation 25(4) of SEBI LODR in-line with exemption available under Companies Act, 2013.

A separate meeting of Independent Directors was held on 28<sup>th</sup> March, 2019. The meeting was attended by all the Independent Directors. In this meeting, independent directors assessed the performance of Non-Independent Director and the Board of Directors as a whole, reviewed the performance of the chairperson of the listed entity, taking into account the views of executive directors and non-executive directors and also the quality, quantity and timeliness of flow of information between the Company management and the Board which is necessary for the Board to effectively and reasonably perform their duties.

### **Audit Committee**

#### **(i) Terms of reference**

The terms of reference conform to the requirements of the provisions of Companies Act, 2013, SEBI (Listing Obligations and Disclosure Requirements) Regulations, 2015 and DPE Guidelines on Corporate Governance.

#### **(ii) Composition, Names of Members and Chairperson**

The Composition of the Committee as on 31.03.2019 comprised three Independent Directors and Two Executive Directors. Shri.K.Madhavan Nair, Independent Director is the Chairman and Shri.Azad Singh Toor, Ms.Nalini Padmanabhan, Independent Directors and Shri.V.Thangapandian and Shri.Nadella Naga Maheswar Rao, Executive Directors are Members.

The Composition of Audit Committee was fully complying with the requirements till 12.02.2019 with three Independent Directors and one Executive Director as the members. Since the Executive Director was relinquishing his service on 31<sup>st</sup> March 2019, one more Executive Director was inducted into the committee which resulted in the strength of Independent Directors reducing to 60% as against the requirement to have 67% (two third). The induction as stated above was made in order to have smooth transition.

Consequent to the superannuation of the Executive Director on 31.03.2019, the composition of the committee from 01.04.2019 is fully complying with the requirements with three Independent Directors and one Executive Director as Members.

#### **(iii) Meetings and Attendance**

During the financial year 2018-19, 8 meetings of the Audit Committee were held on the following dates:

23<sup>rd</sup> April, 2018, 27<sup>th</sup> May, 2018, 13<sup>th</sup> August, 2018, 20<sup>th</sup> September, 2018, 30<sup>th</sup> October, 2018, 14<sup>th</sup> November, 2018, 12<sup>th</sup> February, 2019 and 18<sup>th</sup> March, 2019.



The details of number of meetings and attendance of members for the Audit Committee meetings held during the year 2018-19 are as under:

Name of the Director (Sarvashri / Ms.)	No. of Meetings held during the period of office	No. of meetings attended
K.Madhavan Nair	8	8
Azad Singh Toor	8	8
Subir Das	2	2
Chandra Prakash Singh	6	5
V.Thangapandian	8	8
Nalini Padmanabhan	2	2
Nadella Naga Maheswar Rao	6	6

## **Nomination and Remuneration Committee**

### **(i) Terms of reference**

The appointment of Executive Directors including the Chairman and Managing Director is contractual in nature and the remuneration is paid to them as per the terms of their appointment made by the Government of India. The remuneration of Part-time Official Directors is governed by their respective Government rules. Sitting fees are paid to Independent Directors. However, for finalising the Performance Related Pay (PRP) for Executive Directors, Executives and Non-unionised Supervisors, as required under the DPE guidelines, the Board had earlier constituted the Remuneration Committee and the said Committee has been renamed as "Nomination and Remuneration Committee" in terms of the provisions of the Companies Act, 2013 and SEBI Listing Regulations with the terms of reference limited to below Board Level employees only and as per DPE Guidelines for payment of PRP.

Being a Government Company, the remuneration of Board Level Directors is fixed by the Government, the appointing authority. In respect of Executives and Supervisors, the same is fixed as per the guidelines issued by Department of Public Enterprises and in respect of workmen as per the settlement reached with the recognised unions under the Industrial Disputes Act.

### **(ii) Composition, Names of Members and Chairperson**

The composition of the Committee, as on 31.03.2019 comprised two Independent Directors and Part-time Official Director. Ms.Nalini Padmanabhan as its Chairperson and Shri.Md.Nasimuddin and Shri.Azad Singh Toor as its Members and Director (HR) and Director (Finance) as its Permanent Invitees.

The requirements that the Committee to comprise at least three Directors, were not complied with during the period from 27.08.2018 to 23.09.2018.

### **(iii) Meetings and Attendance**

During the financial year 2018-19, two meetings of the Nomination and Remuneration Committee were held on 24<sup>th</sup> December, 2018, 18<sup>th</sup> March, 2019.



The details of number of meetings and attendance of members for the Nomination and Remuneration Committee meetings held during the year 2018-19 are as under:

Name of the Director (Sarvashri/Ms.)	No. of Meetings held during the period of office	No. of meetings attended
Azad Singh Toor	2	2
Nalini Padmanabhan	2	2
Md.Nasimuddin	2	0

The Company, being a Government Company, the appointment of Directors, both Executive and Non-Executive are made by the Government of India. Therefore, the Company has not laid down any criteria for performance evaluation of the Independent Directors and the Board.

### Remuneration of Directors

No remuneration is being paid to Part-time Official Directors. Part-time Non-official Directors (Independent Directors) were paid sitting fee @ ₹ 30000/- for attending the meetings of the Board and ₹ 20000/- for the meetings of the Sub-committees thereof. Hence, no separate criteria is adopted for the payments as stated above.

### Remuneration Details

The details of remuneration paid to the following Executive Directors during the year 2018-19 are as under:

Sl. No.	Name of the Director (Sarvashri)	Salary for the year (₹)	Benefits (₹)	Performance Related Pay (PRP)* (₹)
1.	Rakesh Kumar	48,11,380	8,59,157	13,96,767
2.	V.Thangapandian	68,05,954	8,43,544	13,76,464
3.	R.Vikraman	45,75,545	7,45,431	9,40,761
4.	Nadella Naga Maheswar Rao	24,98,599	4,70,332	1,25,000
5.	Prabhakar Chowki	12,49,185	2,38,201	-
6.	Sarat Kumar Acharya	34,89,035	3,66,660	17,31,972
7.	Subir Das	28,53,689	2,70,485	11,57,051
8.	P. Selvakumar	32,00,647	2,08,185	11,17,182

\* PRP for 2016-17 & PRP advance for 2017-18.

**\*\* Note:** The service contract/ notice period/ severance fee etc., for the above Directors are as per the terms of appointment made by the Government of India. During the year 2018-19, no bonus/ commission was paid and no Stock Options were issued to the Directors.

The details of sitting fees paid to Independent Directors during the year 2018-19 are as under:

Sl. No.	Name of the Director (Sarvashri / Ms.)	Sitting fee paid for (₹)	
		Board Meetings	Committee Meetings
1.	Chandra Prakash Singh	2,40,000	1,60,000
2.	Azad Singh Toor	3,60,000	3,60,000
3.	K.Madhavan Nair	3,60,000	1,60,000
4.	Nalini Padmanabhan	3,30,000	1,20,000
5.	Monika Arora	90,000	-
6.	Indrajit Pal	3,60,000	60,000
7.	P.Vishnu Dev	90,000	-



## Stakeholders Relationship Committee

The composition of the Committee as on 31.03.2019 comprised Dr. P. Vishnu Dev, Director as its Chairperson, Shri. R.Vikraman and Shri. Prabhkar Chowki, Directors as its Members, look into the redressal of Stakeholders/ Investors grievance and review the action taken by the Company.

During the financial year 2018-19, 4 meetings of the Stakeholders Relationship Committee were held on the following dates:

25<sup>th</sup> May, 2018, 13<sup>th</sup> August, 2018, 14<sup>th</sup> November, 2018 and 12<sup>th</sup> February, 2019.

The details of number of meetings and attendance of members for the Stakeholders Relationship Committee meetings held during the year 2018-19 are as under:

Name of the Director (Sarvashri)	No. of Meetings held during the period of office	No. of meetings attended
Azad Singh Toor	4	4
Rakesh Kumar	4	4
V.Thangapandian	4	4
P. Vishnu Dev	-	-
R.Vikraman	-	-
Prabhkar Chowki	-	-

K.Viswanath, Company Secretary is the Compliance Officer.

Integrated Registry Management Services Private Limited, Chennai, is the Depository Registrar and Share Transfer Agent (DR & STA) of the Company and they attend to transfers/ transmission requests lodged with the Company. The DR & STA also co-ordinate with NSDL & CDSL, the Depositories and attend to Investors' complaints besides also by the Company and the activities of the DR & STA are under the supervision of the Compliance Officer. The complaints received from shareholders are monitored regularly and redressal action is taken immediately.

During the year 2018-19, 103 complaints were received from the shareholders/investors, generally pertaining to non-receipt of dividend and Annual Report and all have been redressed. As per the report received from the Share Transfer Agent, there were no complaints pending for redressal as on 31.03.2019. As reported by the DR & STA, all share transfers received upto 31<sup>st</sup> March, 2019 have been processed.

## Corporate Social Responsibility Committee

### (i) Terms of reference

The terms of reference conform to the requirements of the provisions of Companies Act, 2013.

### (ii) Composition, Names of Members and Chairperson

The Composition of the Committee as on 31.03.2019 comprised four Independent Directors and two Executive Directors. Shri.Azad Singh Toor as its Chairman, Shri.Indrajit Pal, Ms.Nalini Padmanabhan, Dr.P.Vishnu Dev, Shri.R.Vikraman, Shri.Prabhakar Chowki as its Members.

### (iii) Meetings and Attendance

During the financial year 2018-19, four meetings of the Corporate Social Responsibility Committee were held on the following dates:

24<sup>th</sup> July, 2018, 9<sup>th</sup> October, 2018, 14<sup>th</sup> November, 2018 and 12<sup>th</sup> February, 2019.



The details of number of meetings and attendance of members for the Corporate Social Responsibility Committee meetings held during the year 2018-19 are as under:

Sl. No.	Name of the Director (Sarvashri)	No. of Meetings held during the period of office	No. of meetings attended
1.	Azad Singh Toor	4	4
2.	Chandra Prakash Singh	3	3
3.	Rakesh Kumar	3	2
4.	V.Thangapandian	4	4
5.	R.Vikraman	4	4
6.	Nadella Naga Maheswar Rao	1	1
7.	Indrajit Pal	1	1

### General Body Meetings

The following are the details of General Body Meetings of the Company held in the last three years:

Year	Date & Time	Venue
AGM 2015-16	15.09.2016, 14.30 hrs.	"Kamaraj Arangam", 492, Anna Salai, Teynampet, Chennai - 600 006.
AGM 2016-17	27.09.2017, 14.30 hrs.	"Kamaraj Arangam", 492, Anna Salai, Teynampet, Chennai - 600 006.
AGM 2017-18	30.07.2018, 14.00 hrs.	"Sathguru Gnanananda Hall", Narada Gana Sabha, No.314, T T K Road, Alwarpet, Chennai-600 018.

### Special Resolutions

No special resolution was passed in the previous three Annual General Meetings.

Any decision for matters requiring approval of shareholders through postal ballot system will be obtained as per the procedures laid down under Act.

### Means of Communication

The quarterly and yearly financial results are furnished immediately to the Stock Exchanges where the Company's equity shares are listed. The quarterly financial results are generally published in Business Line and Dinamani (Tamil). The financial results are also made available in the Company's website-www.nlcindia.com and in the website of NSE & BSE. The Company's official news releases, all the events/information as per the provisions of SEBI Listing regulations are being displayed on the web-site of the Company. Investors presentations is periodically uploaded in the website of the Company, besides furnishing the same to the stock exchanges.

### General Shareholder Information

AGM : Date, day, time and venue : 1<sup>st</sup> August, 2019, Thursday, 14.30 hours  
"Kamaraj Arangam", 498-500, Anna Salai,  
Teynampet, Chennai - 600 006.

### Financial Calendar for the year 2018-19

Results for the quarter ending 30 <sup>th</sup> June, 30 <sup>th</sup> September and 31 <sup>st</sup> December	Within 45 days from the end of the quarter
Audited Yearly results	Within 60 days from the end of the financial year.

### Payment of Dividend

The Board has declared Interim Dividend of ₹ 4.53/- per equity share (45.30%) on March 28, 2019 and the same was paid on March 30, 2019.





**The unclaimed Dividend Account details as on 31<sup>st</sup> March, 2019 is as under:**

Sl. No.	Account for the Year	Balance Amount as on 31.03.2019 (in ₹)	Due date for transfer to IEPF Authority
1	2011-2012	18,07,554.00	14.10.2019
2	2012-2013 (Interim)	7,75,652.00	29.03.2020
3	2012-2013 (Final)	12,40,162.20	08.10.2020
4	2013-2014 (Interim)	8,20,212.00	20.04.2021
5	2013-2014 (Final)	12,39,391.80	29.10.2021
6	2014-2015 (Interim)	13,21,014.60	17.03.2022
7	2014-2015 (Final)	7,59,917.00	21.10.2022
8	2015-2016 (1 <sup>st</sup> Interim)	14,59,281.00	28.02.2023
9	2015-2016 (2 <sup>nd</sup> Interim)	3,38,555.40	27.03.2023
10	2015-2016 (Final)	12,19,120.80	19.10.2023
11	2016-2017 (Interim)	67,68,015.98	19.04.2024
12	2017-2018 (Interim)	34,49,171.45	17.04.2025
13	2017-2018 (Final)	3,07,233.91	30.08.2025
14	2018-2019 (Interim)	83,06,452.92	23.04.2026
<b>Total</b>		<b>2,98,11,735.06</b>	

**Listing on Stock Exchanges and payment of Listing fees**

The equity shares of the Company are presently listed with the BSE Limited and National Stock Exchange of India Limited. Listing fees have been paid to both the Stock Exchanges upto the year 2019-20.

**Stock code**

Name of the Stock Exchange	Stock Code
BSE Limited., Phiroze Jeejeebhoy Towers, Dalal Street, Mumbai- 400001	513683
National Stock Exchange of India Ltd., Exchange Plaza, Plot No. C/1, G Block, Bandra-Kurla Complex, Bandra (E), Mumbai - 400 051.	NLCINDIA

**Stock Market Data**

The monthly high and low market price of the Company's shares during each month in 2018-19 as quoted at the BSE & National Stock Exchange and its comparative performance with the broad base BSE Sensex & NIFTY during the same period were as under:

Month	Share Price (BSE) (₹)		Share Price (NSE) (₹)		BSE SENSEX		NIFTY	
	High	Low	High	Low	High	Low	High	Low
April 2018	91.50	80.50	91.65	83.75	35,213.30	32,972.56	10,759.00	10,111.30
May 2018	89.70	79.60	89.90	79.30	35,999.53	34,302.89	10,929.20	10,417.80
June 2018	90.85	79.00	90.65	80.00	35,877.41	34,784.68	10,893.25	10,550.90
July 2018	81.55	69.10	81.80	69.15	37,644.59	35,106.57	11,366.00	10,604.65
August 2018	79.90	73.65	80.50	74.20	38,989.65	37,128.99	11,760.20	11,234.95
September 2018	78.45	66.10	78.45	66.55	38,934.35	35,985.63	11,751.80	10,850.30
October 2018	85.50	65.00	85.40	65.00	36,616.64	33,291.58	11,035.65	10,004.55
November 2018	83.85	76.10	83.85	76.00	36,389.22	34,303.38	10,922.45	10,341.90
December 2018	81.55	66.75	81.25	66.50	36,554.99	34,426.29	10,985.15	10,333.85
January 2019	69.70	63.20	70.00	62.60	36,701.03	35,375.51	10,987.45	10,583.65
February 2019	68.70	60.70	68.80	60.00	37,172.18	35,287.16	11,118.10	10,585.65
March 2019	80.35	61.30	80.80	61.25	38,748.54	35,926.94	11,630.35	10,817.00



## Depository Registrar and Share Transfer Agent

Integrated Registry Management Services Pvt. Ltd., is the Depository Registrar and Share Transfer Agent for the Company. The details of their address, contact numbers are as under:

Address: II Floor, 'Kences Towers', No.1, Ramakrishna Street, North Usman Road, T.Nagar, Chennai-600017.  
Tel.No.:044-28140801-03 Fax No.:044-28142479 E-mail id: csdstd@integratedindia.in.

## Share Transfer System

Integrated Registry Management Services Pvt. Ltd., Chennai attend to transfers/ transmission requests lodged with the Company. The DR & STA also co-ordinate with NSDL & CDSL, the Depositories and attend to Investors' complaints besides also by the Company and the activities of the DR & STA are under the supervision of the Compliance Officer.

## Shareholding Pattern

The Shareholding Pattern of the Equity Share Capital of the Company as on 31<sup>st</sup> March,2019 is as under:

Category	No.of Shares	% to total
President of India	1,13,57,84,910	81.91
Financial Institution-State Government	5,97,01,260	4.31
Financial Institutions / Banks	4,71,64,101	3.40
Insurance Companies	74,29,380	0.54
Mutual Funds/ UTI	8,71,81,898	6.29
NBFC registered with RBI	11,369	0.00
Bodies Corporate	50,20,941	0.36
Foreign Portfolio Investors – Corporate 1 & 2	54,11,200	0.39
Foreign Portfolio Investors-Corporate-3	93,608	0.01
NRI	20,40,164	0.15
Public	3,54,74,227	2.56
Clearing Members	9,60,539	0.07
Others	3,63,012	0.03
<b>Total</b>	<b>1,38,66,36,609</b>	<b>100.00</b>

## Distribution of Shareholding as on 31.03.2019

No. of equity shares held	No. of Shareholders	Percentage of Shareholders	No. of shares	Percentage of shareholding
1 - 500	87,029	89.15	1,14,07,131	0.82
501 - 1000	5,375	5.51	44,71,949	0.32
1001- 2000	2,548	2.61	39,64,543	0.29
2001 - 3000	880	0.90	22,46,277	0.16
3001 - 4000	418	0.43	15,05,541	0.11
4001 - 5000	366	0.37	17,50,110	0.13
5001 - 10000	544	0.56	40,35,776	0.29
10000 and above	460	0.47	1,35,72,55,282	97.88
<b>Total</b>	<b>97,620</b>	<b>100.00</b>	<b>1,38,66,36,609</b>	<b>100.00</b>

## Dematerialisation of shares and liquidity

The equity shares of the Company numbering to 1,38,44,41,941 (99.84%) have been dematerialised by the shareholders. The Company's equity shares are actively traded on the Stock Exchanges.



### **Outstanding GDRs/ADRs/Warrants or any convertible instruments conversion date and likely impact on equity**

No GDRs/ADRs/Warrants or any convertible instruments have been issued by the Company and hence there would not be any impact on the equity.

### **Commodity price risk/foreign exchange risk and hedging activities**

For FY 2018-19, Commodity Price Risk and Commodity Hedging Activity : Not applicable.

### **Plant locations**

Mine-I (including Expansion) Mine-IA, Mine-II (including Expansion), TPS-I, TPS-I Expansion, TPS-II and TPS-II Expansion are located in Neyveli in Cuddalore District in the State of Tamil Nadu. Barsingsar Mine and Thermal Power Plant are located in Bikaner District in the State of Rajasthan. Solar Power Plants are located in Neyveli, Chelliyanallur & Ettankulam (Tirunelveli District), Sethupuram, Parattanatham & Thoppalakarai (Virudhunagar District), Kadamangalam & Kamuthi Village (Ramanathapuram District) and 51 MW WTGs in Kazhuneerkulam (Tirunelveli District) all in the State of Tamilnadu. Besides above, Solar Power Projects are also under implementation in Senkulam, Pulangal & maranthai villages (Virudhunagar District), Subbaiahpuram, Therkkupatti & Pudur Villages (Tirunelveli District), Avathandai Village (Ramanathapuram District) & Onamakkulam village (Tuticorin District) and Attam Pahad at South Andaman. Neyveli New Thermal Power Station presently is under construction at Neyveli. Talabira-II & III Coal Blocks at Sambalpur in the State of Odisha is under development. A Thermal Power Plant of the Subsidiary Company (NTPL) is in operation at Tuticorin, in the State of Tamil Nadu. A Thermal Power Plant is under construction in Ghatampur in the State of Uttar Pradesh and a Coal Mine at Pachwara South in the State of Jharkhand will be developed by NUPPL, the Subsidiary Company.

### **Address for correspondence**

Shareholders/Investors may send their correspondence to the Company Secretary either to the Registered Office at First Floor, No.8, Mayor Sathyamurthy Road, FSD, Egmore Complex of Food Corporation of India, Chetpet, Chennai-600 031 (Tel. No.044-28364613-16) or to the Corporate Office, Block-1, Neyveli-607 801, Cuddalore District, Tamil Nadu (Tel.No.04142-252205). Shareholders may also send their communication electronically to investors@nclindia.in, the exclusive e-mail-id provided.

The investors may also communicate to Integrated Registry Management Services Private Limited, the Depository Registrar & Share Transfer Agent for redressal of their grievance, if any.

The details of their address, contact numbers are as under:

Address: II Floor, 'Kences Towers', No.1, Ramakrishna Street, North Usman Road, T.Nagar, Chennai - 600 017.  
Tel.No.:044-28140801-03 Fax No.:044-28142479 E-mail id: csdstd@integratedindia.in.

### **Credit Ratings for Borrowings**

SI.No.	Rating Agency / Particulars	Rating Assigned
1.	<b>ICRA (for Neyveli &amp; Barsingsar Projects)</b>	
	Rating for RTL ₹ 1,400 crore	ICRA 'AAA/Stable'
	NLC_MCL Borrowings for ₹ 2,000 crore	ICRA 'AAA/Stable'
	NLCIL Bonds 2019 Series -I ₹ 2,000 crore	ICRA 'AAA/Stable'
2.	<b>CRISIL (for Neyveli &amp; Barsingsar Projects)</b>	
	Rating for Working Captial for ₹ 5,000 crore	CRISIL 'AAA/Stable'
	Rating for Barsingsar Projects ₹ 3,741 crore	CRISIL 'AAA/Stable'
	NLC_MCL Borrowings for ₹ 2,000 crore	CRISIL 'AAA/Stable'

SI.No.	Rating Agency / Particulars	Rating Assigned
3.	<b>Brick work Ratings</b>	
	Rating for RTL ₹ 3,000 crore (for NNTPS)	BWR "AAA/Stable'
	Rating for RTL ₹ 1,135 crore (for NNTPS)	BWR "AAA/Stable'
	Rating for RTL ₹ 821 crore (for NNTPS)	BWR "AAA/Stable'
	Rating for RTL ₹ 1,680.75 crore (Talabira Mines)	BWR "AAA/Stable'
4.	<b>CARE Ratings</b>	
	Borrowings for ₹ 432.90 crore (Solar 130 MW)	CARE "AAA"/Stable
	Borrowing for ₹ 1,406 crore (Solar 500 MW)	CARE "AAA"/Stable
	Borrowing for ₹1,000 crore ( GPL)	CARE "AAA"/Stable
5.	<b>India Rating (Fitch Group)</b>	
	Borrowing for ₹ 2,552 crore (Solar 709 MW)	IND AAA/Stable
	NLCIL Bonds 2019 Series -I ₹ 2,000 crore	IND AAA/Stable

### Other Disclosures

- (I) The policies on related party transactions and 'material subsidiaries' are available at [https://www.nlcindia.com/investor/policy\\_on\\_related\\_party\\_transactions.pdf](https://www.nlcindia.com/investor/policy_on_related_party_transactions.pdf) & [https://www.nlcindia.com/investor/policy\\_on\\_material\\_subsidiaries.pdf](https://www.nlcindia.com/investor/policy_on_material_subsidiaries.pdf)

During the year, the Company did not enter into any contracts/arrangements/transactions with any Related Party which are not an arm's length basis and no material contracts/arrangements were entered into with them at an arm's length basis. No materially significant related party transactions were entered into that may have potential conflict with the interests of the Company at large.

- (ii) During the year 2018-19, in terms of SEBI, vide circular no. SEBI/HO/CFD/CIR/P/2018/77 dt.03.05.2018 effective from 30<sup>th</sup> September, 2018, based on the Corporate Governance Report filed for the quarter ended 31<sup>st</sup> December, 2018, the Bombay Stock Exchange(BSE) and National Stock Exchange(NSE) have levied a fine of ₹ 5,42,800/- on the Company for non-compliance of Regulation 17(1) of SEBI (Listing Obligations and Disclosure Requirements) Regulations, 2015 (LODR) LODR for not having 50% of the Board with the Independent Directors since as on that date there were only 5 Independent Directors (out of the present total strength of 12 nos.) on the Board constituting 41.67%. The Company had apprised the Ministry of Coal (MOC) of the above developments and requested MOC to take up the matter with Ministry of Finance for waiver of the above fine levied on the Company since the powers to appoint Directors on the Board, vests with the President of India. In response to the above, MOC, has addressed a communication to Joint Secretary(FM), Department of Economic Affairs, Ministry of Finance requesting to take up the matter with the Securities and Exchange Board of India (SEBI) for waiving off of the fine imposed on the Company by the Exchanges.

### (iii) Dividend Distribution Policy

#### Policy Framework

The policy is framed broadly in line with the provisions of Companies Act, 2013 and also taking into consideration, guidelines on "Capital Restructuring of Central Public Sector Enterprises" issued by Dept of Investment and Public Asset Management (DIPAM), Ministry of Finance, Dept. of Public Enterprises, SEBI and other guidelines, to the extent applicable. The policy shall deem to cover the amendments if any, issued by any of the regulatory authorities and / or Govt. of India from time to time.

Being a Central Public Sector Enterprise (CPSE), NLC India has to comply the guidelines dated 27<sup>th</sup> May, 2016 and 19<sup>th</sup> Dec 2016 on "Capital Restructuring of Central Public Sector Enterprises" issued by DIPAM mandating every CPSE to pay a minimum annual dividend of 30% of PAT or 5 % of Net-worth, whichever is higher subject to the maximum dividend permissible under the extant provisions. Nonetheless, CPSEs are expected to

pay the maximum dividend permissible under the Act under which CPSEs has been set up, unless lower dividend proposed to be paid is justified on a case to case basis after the analysis of the following aspect:

- Net-worth of the CPSE and its capacity to borrow
- Long- term borrowing
- CAPEX / Business Expansion needs
- Retention of profit for further leveraging in line with the Capex needs; and
- Cash and bank balances

Further internal factors such as Cash Flow and Capex Plan and external factors such as economic environment, taxation and other regulatory concern, macro-economic conditions and cost of borrowing are also considered for declaration of dividend.

The detailed Dividend Distribution Policy is available at the following weblink  
<https://www.nlcindia.com/investor/dividenddistributionpolicy15042017.pdf>

(iv) The Company has formulated Whistle Blower Policy. It is affirmed that no personnel had been denied access to the Audit Committee.

(v) Disclosure of commodity price risks and commodity hedging activities:

For FY 2018-19, Commodity Price Risk and Commodity Hedging Activity : Not applicable. As per CERC Norms and Regulations, Foreign Exchange Variation is a pass-through item in the Tariff fixation and hence, hedging of Foreign Exchange Risk is not done.

(vi) Disclosures in relation to the Sexual Harassment of Woman at work place: No complaint was received under sexual harassment of woman at work place for the financial year 2018-2019 and as such no pending complaints at the end of the financial year.

(vii) Details of administrative, office and financial expenses for the year under review and for the previous year are available in the annual accounts. No Presidential Directive was received during the year and also in the last three years.

**(viii) Certification from Company Secretary in Practice**

Shri. Balu Sridhar, Partner M/s.A.K.Jain & Associates, Company Secretaries, Chennai has issued a certificate as required under the Listing Regulations, confirming that none of the Directors on the board of the Company has been debarred or disqualified from being appointed or continuing as Director of Companies by the SEBI / Ministry of Corporate Affairs or any such Statutory authority. The certificate is enclosed as Annexure-7A.

**(ix) Details of total fees paid to statutory auditors**

The details of total fees for all services paid by the Company to the Statutory auditors and all entities in the network firm/network entity of which the statutory auditor is a part, are as follows:

(₹ in crore)

Type of service	FY 2018-19	FY 2017-18
Audit fees	0.35	0.26
Tax Audit fees	0.13	0.20
Others	0.39	0.18
Total	0.87	0.64

(x) The Company has not raised funds through preferential allotment or qualified institutions placement as specified under Regulation 32 (7A) during the year



**As regards adopting discretionary requirements, the following are stated**

**The Board**

The requirement of maintenance of an office for the Non-executive Chairman and the reimbursement of expenses to him are not applicable to the Company presently as the Company has an Executive Chairman.

**Shareholder Rights**

The Company's financial results are published in English National newspapers having wide circulation all over India and also in a vernacular newspaper having a wide circulation in the State of Tamil Nadu and hence the financial results are not being sent individually to the shareholders. Further, as required under the Listing Regulations, the results of the Company are also furnished immediately to the Stock Exchanges and also uploaded in the Company's web site [www.nlcindia.com](http://www.nlcindia.com) for the information of shareholders and other investors.

All significant events and information about the Company are uploaded in the Company's web-site and also in the website of NSE & BSE.

**Modified opinion(s) in audit report**

It is always the Company's endeavour to present unqualified financial statements. The Audit Report for the year 2018-19 does not contain any audit qualifications.

**Separate posts of Chairman and CEO**

The Composition of Board of Directors of the Company is approved by the Government of India. In case of PSUs, the major owner is the Government of India. The CMD as CEO of the Company implements the decisions of the Board of Directors through a team of Functional Directors and the functions of CMD are subject to superintendence and control of the Board of Directors of the Company.

**Reporting of Internal Auditor**

The internal audit is being done by external firms of Chartered Accountants. Internal Audit reports containing periodical reports includes significant findings, if any, and the same is reviewed by the Audit Committee periodically. The Internal Auditors of the Company are generally invited to the meetings of Audit Committee.

**Compliance**

The Company has complied with all the conditions of Corporate Governance as stipulated in the SEBI Regulations and DPE guidelines on Corporate Governance excepting those non-compliances as observed in the Certificate on Corporate Governance and the Secretarial Audit Report. The reasons for non-compliance have been furnished separately as reply to the observations of Secretarial Auditors.

**Declaration - Code of Conduct**

As required under the Listing regulations, the Board of Directors of the Company have laid down a Code of Conduct applicable for all Board Members and Senior Management Personnel of the Company. In this regard, a declaration by the Chairman and Managing Director is reproduced below:

"I hereby confirm that all the Members of the Board and Senior Management Personnel to whom the Code of Conduct was applicable have affirmed compliance"

For and on behalf of the Board of Directors

Place : Neyveli  
Date : 02.07.2019

**Rakesh Kumar**  
Chairman-cum-Managing Director



**M/s. CHANDRAN & RAMAN,**  
Chartered Accountants,  
Paragon No. 2, Dr. Radhakrishnan Salai,  
2<sup>nd</sup> Street, Mylapore,  
Chennai - 600 004.

**M/s. P K K G BALASUBRAMANIAM & ASSOCIATES,**  
Chartered Accountants,  
Door No. 10/2, Eighth Street,  
Gandhi Nagar,  
Thiruvannamalai - 606 602.

## **CERTIFICATE ON CORPORATE GOVERNANCE**

To

**The Members,  
M/s. NLC INDIA LIMITED**

We have examined the compliance of conditions of Corporate Governance by NLC India Limited for the year ended 31<sup>st</sup> March, 2019 as per Regulations 17-27, clause (b) to (i) of Regulation 46(2) and paragraphs C, D and E of Schedule V of the Securities and Exchange Board of India (Listing Obligations and Disclosure Requirements) Regulations, 2015 ('Listing Regulations') and Guidelines on Corporate Governance for Central Public Sector Enterprises, 2010 issued by the Department of Public Enterprises ('DPE Guidelines').

The compliance of conditions of Corporate Governance is the responsibility of the Management. Our examination was limited to procedures and implementation thereof, adopted by the Company for ensuring the compliance of the conditions of Corporate Governance as stipulated in the said Listing Regulation and DPE Guidelines. It is neither an audit nor an expression of opinion on the financial statements of the Company.

In our opinion and to the best of our information and according to the explanations given to us and the representations made by the Directors and the Management, we certify that the Company has complied with the conditions of Corporate Governance as specified in above mentioned Listing Regulations, as applicable and in DPE Guidelines on Corporate Governance except for the following:

1. The Board of Directors of the Company did not comprise with the required number of Independent Directors as prescribed under the Listing Regulations and DPE Guidelines.
2. For a part of the year (from 12.02.2019 to 31.03.2019), the composition of the Audit Committee did not comply with the requirements as prescribed under the Listing Regulations and DPE Guidelines.

We state that as required by Listing Regulations, the Chairman of the Audit Committee is required to be present to answer the queries of shareholders. In the 62<sup>nd</sup> Annual General Meeting of the Company held on 30<sup>th</sup> July, 2018 the Chairman of Audit Committee was not present. However as per DPE Guidelines on Corporate Governance, the Chairman of the Audit Committee had nominated one of the Members of the Audit Committee to attend the said Annual General Meeting.

We further state that such compliance is neither an assurance as to the future viability of the Company nor the efficiency or effectiveness with which the management has conducted the affairs of the Company.

**FOR M/s. CHANDRAN & RAMAN**  
Chartered Accountants  
Firm Regn. No. 000571S

**FOR M/s. P K K G BALASUBRAMANIAM & ASSOCIATES**  
Chartered Accountants  
Firm Regn. No. 001547S

**S. PATTABIRAMAN**  
Partner  
M No. 014309

**C. RAMESH**  
Partner  
M No. 025985

Place : Neyveli  
Date : 30<sup>th</sup> May 2019



**Form No. MGT-9**  
**EXTRACT OF ANNUAL RETURN**  
as on the financial year ended on 31<sup>st</sup> March, 2019

[Pursuant to section 92(3) of the Companies Act, 2013 and rule 12(1) of the Companies (Management and Administration) Rules, 2014]

**I. REGISTRATION AND OTHER DETAILS**

- i) CIN : L93090TN1956GOI003507
- ii) Registration Date : 14.11.1956
- iii) Name of the Company : NLC INDIALIMITED
- iv) Category / Sub-Category of the Company : Government Company
- v) Address of the Registered office and Contact details : First Floor, No.8, Mayor Sathyamurthy Road, FSD, Egmore Complex of Food Corporation of India, Chetpet, Chennai - 600 031. Tel. No :044-28364613-16, Fax.No.:044-28364619
- vi) Whether listed Company Yes / No : Yes
- vii) Name, Address and Contact details of Registrar and Transfer Agent, if any : Integrated Registry Management Services Private Limited, II Floor, 'Kences Towers', No.1, Ramakrishna Street, North Usman Road, T.Nagar, Chennai 600 017. Tel.No.: 044-28140801-03 Fax No.: 044-28142479 E-mail id : corpserv@integratedindia.in

**II. PRINCIPAL BUSINESS ACTIVITIES OF THE COMPANY**

All the business activities contributing 10 % or more of the total turnover of the Company shall be stated:-

Sl. No.	Name and Description of main products/services	NIC Code of the Product/ Service	% to total turnover of the Company
1	Power	35102	91.21

**III. PARTICULARS OF HOLDING, SUBSIDIARY AND ASSOCIATE COMPANIES**

Sl. No.	Name and Address of the Company	CIN/GLN	Holding/ Subsidiary/ Associate	% of shares held	Applicable Section
1.	NLC Tamilnadu Power Limited Regd. Office: No.8, Mayor Sathyamurthy Road, FSD, Egmore Complex of Food Corporation of India, Chetpet, Chennai - 600 031.	U40102TN2005 GOI058050	Subsidiary Company	89	Section 2 (87) of the Companies Act, 2013
2.	Neyveli Uttar Pradesh Power Limited 6/42, Vipul Khand, Gomti Nagar, Lucknow, Uttar Pradesh - 226 010.	U40300UP2012 GOI053569	Subsidiary Company	51	Section 2 (87) of the Companies Act, 2013
3.	MNH Shakti Limited Anand Vihar, PO. Jagruti Vihar, Burla, Sambalpur - 768 020.	U10100OR2008 GOI010171	Associate Company	15	Section 2 (6) of the Companies Act, 2013





IV. SHARE HOLDING PATTERN (Equity Share Capital Breakup as percentage of Total Equity)									
i) Category-wise Shareholding									
Category of Shareholders	No. of Shares held at the beginning of the year (As on 01.04.2018)				No. of Shares held at the end of the year (As on 31.03.2019)				% Change during the year
	Demat	Physical	total	% of Total Shares*	Demat	Physical	total	% of total shares#	
<b>A. Promoters</b>									
<b>(1) Indian</b>									
(a) Individual/HUF	0	0	0	0	0	0	0	0	0
(b) Central Government	1284603208	-	1284603208	84.04	1135784910	-	1135784910	81.91	(2.13)
(c) State Governments	0	0	0	0	0	0	0	0	0
(d) Bodies Corporate	0	0	0	0	0	0	0	0	0
(e) Banks/FIs	0	0	0	0	0	0	0	0	0
(f) Any other (Specify)	0	0	0	0	0	0	0	0	0
<b>Sub-total (A) (1)</b>	<b>1,284,603,208</b>		<b>1,284,603,208</b>	<b>84.04</b>	<b>1,135,784,910</b>		<b>1,135,784,910</b>	<b>81.91</b>	<b>(2.13)</b>
<b>(2) Foreign</b>									
a) NRIs -Individuals	0	0	0	0	0	0	0	0	0
b) Other -Individuals	0	0	0	0	0	0	0	0	0
c) Bodies Corporate	0	0	0	0	0	0	0	0	0
d) Banks / FIs	0	0	0	0	0	0	0	0	0
e) Any Other (Specify)	0	0	0	0	0	0	0	0	0
Sub-total(A) (2) :-	0	0	0	0	0	0	0	0	0
<b>Total Shareholding of Promoter (A) =(A)(1)+(A)(2)</b>	<b>1,284,603,208</b>	<b>-</b>	<b>1,284,603,208</b>	<b>84.04</b>	<b>1,135,784,910</b>	<b>0</b>	<b>1,135,784,910</b>	<b>81.91</b>	<b>(2.13)</b>
<b>B. Public Shareholding</b>									
<b>1. Institutions</b>									
a) Mutual Funds (includes UTI)	73,874,428	1,500	73,875,928	4.83	87,180,398	1,500	87,181,898	6.29	1.45
b) Financial Institutions / Banks	50,199,753	-	50,199,753	3.28	47,164,101	0	47,164,101	3.40	(0.12)
c) Central Government	-	-	-	-	-	-	-	-	-
d) State Governments	59,701,260	-	59,701,260	3.91	59,701,260	0	59,701,260	4.31	0.40
e) Venture Capital Funds	-	-	-	-	-	-	-	-	-
f) Insurance Companies	9,607,871	-	9,607,871	0.63	7,429,380	0	7,429,380	0.54	0.09
g) FIs	-	-	-	-	-	0	-	-	-
h) Foreign Venture Capital Funds	-	-	-	-	-	0	-	-	-
l) Any other (Specify) - Foreign Portfolio Investors	7,657,037	-	7,657,037	0.50	5,504,808	0	5,504,808	0.40	(0.10)
j) Alternate Investment Funds	-	-	-	-	6,885	0	6,885	0.00	0.00
<b>Sub-total (B)(1):-</b>	<b>201,040,349</b>	<b>1,500</b>	<b>201,041,849</b>	<b>13.15</b>	<b>206,986,832</b>	<b>1,500</b>	<b>206,988,332</b>	<b>14.94</b>	<b>1.78</b>



<b>i) Category-wise Shareholding</b>									
Category of Shareholders	No. of Shares held at the beginning of the year (As on 01.04.2018)				No. of Shares held at the end of the year (As on 31.03.2019)				% Change during the year
	Demat	Physical	total	% of total Shares*	Demat	Physical	total	% of total shares#	
<b>2. Non-Institutions</b>									
<b>a) Bodies Corporate</b>									
i) Indian	5,381,349	1,100	5,382,449	0.35	5,031,210	1,100	5,032,310	0.36	(0.01)
ii) Overseas	-	-	-	-	-	-	-	-	-
<b>b) Individuals</b>									
i) Individual shareholders holding nominal share capital upto ₹ 1 lakh	23,877,194	2,055,925	25,933,119	1.70	25,421,691	1,884,593	27,306,284	1.97	0.27
ii) Individual shareholders holding nominal share capital in excess of ₹ 1 lakh	8,739,539	47,200	8,786,739	0.57	8,122,568	45,375	8,167,943	0.59	(0.01)
<b>c) Any Other</b>									
- Clearing Members	444,118	-	444,118	0.03	960,539	-	960,539	0.07	0.04
- Trusts	65,710	-	65,710	0.00	65,824	-	65,824	0.00	0.00
- NRI	1,704,419	262,100	1,966,519	0.13	17,780.64	262,100	2,040,164	0.15	0.02
- Limited Liability Partnership	134,213	-	134,213	0.01	47,910	-	47,910	0.00	(0.01)
- Unclaimed Securities Suspense Account	200	-	200	0.00	-	-	-	-	(0.00)
-IEPF Authority	210,303	-	210,303	0.01	242,393	-	242,393	0.02	0.00
<b>Sub-total (B)(2):-</b>	<b>40,557,045</b>	<b>2,366,325</b>	<b>42,923,370</b>	<b>2.81</b>	<b>41,670,199</b>	<b>2,193,168</b>	<b>43,863,367</b>	<b>3.16</b>	<b>0.36</b>
<b>Total Public Shareholding (B)=(B)(1)+ (B)(2)</b>	<b>241,597,394</b>	<b>2,367,825</b>	<b>243,965,219</b>	<b>15.96</b>	<b>248,657,031</b>	<b>2,194,668</b>	<b>250,851,699</b>	<b>18.10</b>	<b>2.13</b>
C. Shares held by Custodian for GDRs & ADRs	-	-	-	-	-	-	-	-	-
<b>Grand Total (A+B+C)</b>	<b>1,526,200,602</b>	<b>2,367,825</b>	<b>1,528,568,427</b>	<b>100.00</b>	<b>1,384,441,941</b>	<b>2,194,668</b>	<b>1,386,636,609</b>	<b>100.00</b>	<b>0.00</b>

<b>(ii) Shareholding of Promoters</b>								
Sl. no.	Shareholder's name	Shareholding at the beginning of the year (As on 01.04.2018)			Shareholding at the end of the year (As on 31.03.2019)*			
		No. of shares	% of total shares of the Company*	% of shares pledged/encumbered to total shares	No. of shares	% of total shares of the Company#	% of shares pledged/encumbered to total shares	% change during the year
1.	President of India	1,284,603,208	84.04	-	1,135,784,910	81.91	-	(2.13)

\* Based on paid up share capital of the Company as on 1<sup>st</sup> April, 2018. # Based on paid up share capital of the Company as on 31<sup>st</sup> March, 2019.



<b>(iii) Change in Promoters' Shareholding</b>					
Sl. No.		Shareholding at the beginning of the year (As on 01.04.2018)		Cumulative shareholding during the year	
		No. of Shares	% of total shares of the Company*	No. of shares	% of total shares of the Company#
1.	President of India				
	<b>At the Beginning of the year</b>	<b>1,284,603,208</b>	<b>84.04</b>		
	Date wise increase / Decrease in Promoters@				
	Shareholding during the year				
	13-06-2018	(1,202,266)	(0.08)	1,283,400,942	83.96
	16-06-2018	(424,330)	(0.03)	1,282,976,612	83.93
	04-07-2018	168,720	0.01	1,283,145,332	83.94
	20-11-2018	(141,931,818)	(9.29)	1,141,213,514	74.66
	30-11-2018	(478,441,918)	(31.30)	662,771,596	43.36
	04-12-2018	29,319,993	1.92	692,091,589	45.28
	11-12-2018	456,002,788	32.89	1,148,094,377	82.80
	22-02-2019	(2,477,736)	(0.18)	1,145,616,641	82.62
	19-03-2019	(11,563,433)	(0.83)	1,134,053,208	81.78
	26-03-2019	1,731,702	0.12	1,135,784,910	81.91
	<b>At the End of the year</b>	<b>1,135,784,910</b>	<b>81.91</b>	<b>1,135,784,910</b>	<b>81.91</b>

<b>(iv) Shareholding Pattern of top ten Shareholders (other than Directors, Promoters and Holders of GDRs and ADRs):</b>							
Sl. No	For each of the top 10 shareholders	Shareholding at the beginning of the year (As on 01.04.2018)		Changes during the year		Cumulative shareholding during the year	
		No. of shares	% of total shares of the Company*	No. of shares	% of total shares of the Company#	No. of shares	% of total shares of the Company#
1	<b>LIFE INSURANCE CORPORATION OF INDIA (Under different sub accounts)</b>						
	<b>Opening Balance as on 01-04-2018</b>	<b>4,93,77,917</b>	<b>3.230</b>				
	07-12-2018 (Transfer)			(29,71,552)	(0.214)	4,64,06,365	3.347
	<b>Closing Balance as on 31-03-2019</b>					<b>4,64,06,365</b>	<b>3.347</b>
2	<b>STATE INDUSTRIES PROMOTION CORPORATION OF TAMILNADU LTD</b>						
	<b>Opening Balance as on 01-04-2018</b>	<b>2,68,65,567</b>	<b>1.758</b>				
	<b>Closing Balance as on 31-03-2019</b>					<b>2,68,65,567</b>	<b>1.937</b>
3	<b>RELIANCE CAPITAL TRUSTEE CO. LTD (Under different sub accounts)</b>						
	<b>Opening Balance as on 01-04-2018</b>	<b>2,66,12,321</b>	<b>1.741</b>				
	13.04.2018 (Acquisition)			1,51,600	0.010	2,67,63,921	1.751
	18.05.2018 (Acquisition)			1,40,646	0.009	2,69,04,567	1.760
	25-05-2018 (Acquisition)			2,50,000	0.016	2,71,54,567	1.776
	08-06-2018 (Acquisition)			4,57,537	0.030	2,76,12,104	1.806
	15-06-2018 (Acquisition)			10,463	0.001	2,76,22,567	1.807
	22-06-2018 (Transfer)			(35,000)	(0.023)	2,72,72,567	1.784
	29-06-2018 (Acquisition)			3,04,400	0.020	2,75,76,967	1.804
	06-07-2018 (Acquisition)			4,96,000	0.032	2,80,72,967	1.837
	20-07-2018 (Acquisition)			5,60,000	0.037	2,86,32,967	1.873
	03-08-2018 (Acquisition)			2,85,000	0.019	2,89,17,967	1.892

\* Based on paid up share capital of the Company as on 1<sup>st</sup> April, 2018. # Based on paid up share capital of the Company as on 31<sup>st</sup> March, 2019.

@ Datewise increase/decrease upto 06.12.2018 is based on pre by-back paid up Share Capital of the Company (i.e. 1,52,85,68,427).  
Datewise increase/decrease from 07.12.2018 is based on post by-back paid up Share Capital of the Company (i.e. 1,38,66,36,609).



Sl. No	For each of the top 10 shareholders	Shareholding at the beginning of the year (As on 01.04.2018)		Changes during the year		Cumulative shareholding during the year	
		No. of shares	% of total shares of the Company*	No. of shares	% of total shares of the Company#	No. of shares	% of total shares of the Company#
	10-08-2018 (Acquisition)			20,000	0.001	2,89,37,967	1.893
	17-08-2018 (Acquisition)			1,01,000	0.007	2,90,38,967	1.900
	24-08-2018 (Acquisition)			1,58,300	0.010	2,91,97,267	1.910
	07-09-2018 (Acquisition)			2,77,000	0.018	2,94,74,267	1.928
	14-09-2018 (Acquisition)			2,50,000	0.016	2,97,24,267	1.945
	28-09-2018 (Acquisition)			5,00,000	0.033	3,02,24,267	1.977
	05-10-2018 (Acquisition)			12,900	0.001	3,02,37,167	1.978
	12-10-2018 (Transfer)			(2,00,000)	(0.013)	3,00,37,167	1.965
	19-10-2018 (Transfer)			(10,50,000)	(0.069)	2,89,87,167	1.896
	24-10-2018 (Transfer)			(7,18,219)	(0.047)	2,82,68,948	1.849
	26-10-2018 (Transfer)			(59,777)	(0.004)	2,82,09,171	1.845
	02-11-2018 (Acquisition)			45,03,703	0.295	3,27,12,874	2.140
	09-11-2018 (Transfer)			(12,642)	(0.001)	3,27,00,232	2.139
	16-11-2018 (Transfer)			(2,940)	0.000	3,26,97,292	2.139
	23-11-2018 (Transfer)			(588)	0.000	3,26,96,704	2.139
	30-11-2018 (Transfer)			(16,73,590)	(0.109)	3,10,23,114	2.030
	07-12-2018 (Acquisition)			1,56,99,983	1.132	4,67,23,097	3.370
	14-12-2018 (Transfer)			(61,49,588)	(0.443)	4,05,73,509	2.926
	21-12-2018 (Transfer)			(21,09,096)	0.752	3,84,64,413	2.774
	28-12-2018 (Transfer)			(26,59,890)	0.192	3,58,04,523	2.582
	31-12-2018 (Transfer)			(14,456)	(0.001)	3,57,90,067	2.581
	04-01-2019 (Transfer)			(5,528)	0.000	3,57,84,539	2.581
	11-01-2019 (Transfer)			(17,42,284)	0.126	3,40,42,255	2.455
	18-01-2019 (Transfer)			(3,68,760)	(0.024)	3,36,73,495	2.428
	25-01-2019 (Transfer)			(1,48,261)	(0.010)	3,35,25,234	2.418
	01-02-2019 (Transfer)			(20,74,101)	0.150	3,14,51,133	2.268
	08-02-2019 (Acquisition)			57,283	0.004	3,15,08,416	2.272
	15-02-2019 (Transfer)			(27,080)	(0.002)	3,14,81,336	2.270
	22-02-2019 (Transfer)			(12,40,045)	(0.089)	3,02,41,291	2.181
	01-03-2019 (Transfer)			(9,82,650)	(0.071)	2,92,58,641	2.110
	08-03-2019 (Transfer)			(94,243)	(0.007)	2,91,64,398	2.103
	15-03-2019 (Transfer)			(5,82,516)	0.042	2,85,81,882	2.061
	22-03-2019 (Transfer)			(4,65,738)	0.034	2,81,16,144	2.028
	27-03-2019 (Acquisition)			78,81,862	0.538	3,59,98,006	2.596
	29-03-2019 (Transfer)			(5,60,687)	0.040	3,54,37,319	2.556
	<b>Closing Balance as on 31-03-2019</b>					<b>3,54,37,319</b>	<b>2.556</b>
<b>4</b>	<b>SBI Mutual Fund (Under different sub accounts)</b>						
	<b>Opening Balance as on 01-04-2018</b>	<b>1,69,44,615</b>	<b>1.109</b>				
	07-12-2018 (Transfer)			(20,34,073)	0.147	1,49,10,542	1.075
	<b>Closing Balance as on 31-03-2019</b>					<b>1,49,10,542</b>	<b>1.075</b>
<b>5</b>	<b>TAMILNADU INDUSTRIAL DEVELOPMENT CORPORATION LTD</b>						
	<b>Opening Balance as on 01-04-2018</b>	<b>1,49,25,315</b>	<b>0.976</b>				
	<b>Closing Balance as on 31-03-2019</b>					<b>1,49,25,315</b>	<b>1.076</b>

\* Based on paid up share capital of the Company as on 1<sup>st</sup> April, 2018. # Based on paid up share capital of the Company as on 31<sup>st</sup> March, 2019.



Sl. No	For each of the top 10 shareholders	Shareholding at the beginning of the year (As on 01.04.2018)		Changes during the year		Cumulative shareholding during the year	
		No. of shares	% of total shares of the Company*	No. of shares	% of total shares of the Company#	No. of shares	% of total shares of the Company#
<b>6</b>	<b>UTI Mutual Fund (Under different sub accounts)</b>						
	<b>Opening Balance as on 01-04-2018</b>	<b>1,45,36,478</b>	<b>0.951</b>				
	13-04-2018 (Acquisition)			50,218	0.003	1,45,86,696	0.954
	20-04-2018 (Acquisition)			6,00,839	0.039	15,187,535	0.994
	27-04-2018 (Acquisition)			1,81,844	0.012	1,53,69,379	1.005
	04-05-2018 (Acquisition)			2,173	0.000	1,53,71,552	1.006
	11-05-2018 (Acquisition)			93,865	0.006	1,54,65,417	1.012
	18-05-2018 (Acquisition)			1,10,233	0.007	1,55,75,650	1.019
	01-06-2018 (Acquisition)			6,00,000	0.039	1,61,75,650	1.058
	08-06-2018 (Acquisition)			6,99,380	0.046	1,68,75,030	1.104
	15-06-2018 (Acquisition)			3,00,000	0.020	1,71,75,030	1.124
	29-06-2018 (Acquisition)			2,98,000	0.019	1,74,73,030	1.143
	06-07-2018 (Acquisition)			52,000	0.003	1,75,25,030	1.146
	20-07-2018 (Acquisition)			1,83,141	0.012	1,77,08,171	1.158
	23-07-2018 (Acquisition)			91,427	0.006	1,77,99,598	1.164
	27-07-2018 (Acquisition)			1,59,138	0.010	1,79,58,736	1.175
	24-08-2018 (Acquisition)			42,260	0.003	1,80,00,996	1.178
	14-09-2018 (Transfer)			(62,882)	(0.004)	1,79,38,114	1.174
	24-10-2018 (Transfer)			(27,03,563)	(0.177)	1,52,34,551	0.997
	26-10-2018 (Transfer)			(20,00,000)	(0.131)	1,32,34,551	0.866
	02-11-2018 (Transfer)			(80,254)	(0.005)	1,31,54,297	0.861
	07-12-2018 (Transfer)			(17,93,797)	(0.129)	1,13,60,500	0.819
	21-12-2018 (Acquisition)			2,21,956	0.016	1,15,82,456	0.835
	<b>Closing Balance as on 31-03-2019</b>					<b>1,15,82,456</b>	<b>0.835</b>
<b>7</b>	<b>ICICI Prudential Mutual Fund (Under different sub accounts)</b>						
	<b>Opening Balance as on 01-04-2018</b>	<b>1,20,99,764</b>	<b>0.792</b>				
	06-04-2018 (Acquisition)			3,470	0.000	1,21,03,234	0.792
	13-04-2018 (Transfer)			(4,678)	0.000	1,20,98,556	0.791
	20-04-2018 (Transfer)			(22,044)	(0.001)	1,20,76,512	0.790
	27-04-2018 (Transfer)			(868)	0.000	1,20,75,644	0.790
	04-05-2018 (Transfer)			(11,094)	(0.001)	1,20,64,550	0.789
	11-05-2018 (Transfer)			(12,091)	(0.001)	1,20,52,459	0.788
	18-05-2018 (Transfer)			(11,626)	(0.001)	1,20,40,833	0.788
	25-05-2018 (Transfer)			(19,744)	(0.001)	1,20,21,089	0.786
	01-06-2018 (Transfer)			(3,05,684)	(0.020)	1,17,15,405	0.766
	08-06-2018 (Transfer)			(660)	0.000	1,17,14,745	0.766
	15-06-2018 (Transfer)			(1,088)	0.000	1,17,13,657	0.766
	22-06-2018 (Transfer)			(32,343)	(0.002)	1,16,81,314	0.764
	29-06-2018 (Acquisition)			8,83,297	0.058	1,25,64,611	0.822
	06-07-2018 (Acquisition)			(3,68,270)	(0.024)	1,21,96,341	0.798
	13-07-2018 (Acquisition)			(2,11,348)	(0.014)	1,19,84,993	0.784
	20-07-2018 (Acquisition)			(1,75,598)	(0.011)	1,18,09,395	0.773

\* Based on paid up share capital of the Company as on 1<sup>st</sup> April, 2018. # Based on paid up share capital of the Company as on 31<sup>st</sup> March, 2019.



Sl. No	For each of the top 10 shareholders	Shareholding at the beginning of the year (As on 01.04.2018)		Changes during the year		Cumulative shareholding during the year	
		No. of shares	% of total shares of the Company*	No. of shares	% of total shares of the Company#	No. of shares	% of total shares of the Company#
	23-07-2018 (Transfer)			(9,410)	(0.001)	1,17,99,985	0.772
	27-07-2018 (Transfer)			(1,44,534)	(0.009)	1,16,55,451	0.763
	03-08-2018 (Transfer)			(2,91,919)	(0.019)	1,13,63,532	0.743
	10-08-2018 (Transfer)			(11,826)	(0.001)	1,13,51,706	0.743
	17-08-2018 (Transfer)			(24,610)	(0.002)	1,13,27,096	0.741
	24-08-2018 (Transfer)			(39,228)	(0.003)	1,12,87,868	0.738
	31-08-2018 (Acquisition)			76,263	0.005	1,13,64,131	0.743
	07-09-2018 (Acquisition)			7,42,608	0.049	1,21,06,739	0.792
	14-09-2018 (Acquisition)			3,96,736	0.026	1,25,03,475	0.818
	21-09-2018 (Transfer)			(670)	0.000	1,25,02,805	0.818
	28-09-2018 (Acquisition)			1,66,949	0.011	1,26,69,754	0.829
	05-10-2018 (Acquisition)			7,65,127	0.050	1,34,34,881	0.879
	12-10-2018 (Transfer)			(50)	0.000	1,34,34,831	0.879
	19-10-2018 (Acquisition)			230	0.000	1,34,35,061	0.879
	24-10-2018 (Transfer)			(180)	0.000	1,34,34,881	0.879
	26-10-2018 (Transfer)			(10,00,110)	(0.065)	1,24,34,771	0.813
	02-11-2018 (Transfer)			(1,87,148)	(0.012)	1,22,47,623	0.801
	09-11-2018 (Transfer)			(3,856)	0.000	1,22,43,767	0.801
	16-11-2018 (Transfer)			(1,39,294)	(0.009)	1,21,04,473	0.792
	23-11-2018 (Transfer)			(16,126)	(0.001)	1,20,88,347	0.791
	30-11-2018 (Transfer)			(1,700)	0.000	1,20,86,647	0.791
	07-12-2018 (Transfer)			(12,64,431)	(0.091)	1,08,22,216	0.780
	14-12-2018 (Acquisition)			26,48,005	0.191	1,34,70,221	0.971
	21-12-2018 (Acquisition)			18,23,864	0.132	1,52,94,085	1.103
	28-12-2018 (Acquisition)			13,09,793	0.092	1,66,03,878	1.197
	31-12-2018 (Acquisition)			12,90,131	0.093	1,78,94,009	1.290
	04-01-2019 (Acquisition)			45,576	0.003	1,79,39,585	1.294
	11-01-2019 (Acquisition)			15,39,022	0.111	1,94,78,607	1.405
	18-01-2019 (Acquisition)			4,50,650	0.032	1,99,29,257	1.437
	25-01-2019 (Acquisition)			3,92,444	0.028	2,03,21,701	1.466
	01-02-2019 (Acquisition)			6,35,921	0.046	2,09,57,622	1.511
	08-02-2019 (Acquisition)			6,17,853	0.045	2,15,75,475	1.556
	15-02-2019 (Acquisition)			69,412	0.005	2,16,44,887	1.561
	22-02-2019 (Acquisition)			31,78,911	0.229	2,48,23,798	1.790
	01-03-2019 (Transfer)			(7,58,999)	(0.055)	2,40,64,799	1.735
	08-03-2019 (Acquisition)			6,29,133	0.045	2,46,93,932	1.781
	15-03-2019 (Transfer)			(1,29,704)	(0.009)	2,45,64,228	1.771
	22-03-2019 (Acquisition)			5,555	0.000	2,45,69,783	1.772
	27-03-2019 (Transfer)			(9,970)	(0.001)	2,45,59,813	1.771
	29-03-2019 (Transfer)			(63,428)	(0.005)	2,44,96,385	1.767
	<b>Closing Balance as on 31-03-2019</b>					<b>2,44,96,385</b>	<b>1.767</b>

\* Based on paid up share capital of the Company as on 1<sup>st</sup> April, 2018. # Based on paid up share capital of the Company as on 31<sup>st</sup> March, 2019.



Sl. No	For each of the top 10 shareholders	Shareholding at the beginning of the year (As on 01.04.2018)		Changes during the year		Cumulative shareholding during the year	
		No. of shares	% of total shares of the Company*	No. of shares	% of total shares of the Company#	No. of shares	% of total shares of the Company#
<b>8</b>	<b>THE NEW INDIA ASSURANCE COMPANY LIMITED</b>						
	Opening Balance as on 01-04-2018	71,52,585	0.468				
	07-12-2018 (Transfer)			(605535)	(0.040)	65,47,050	0.472
	Closing Balance as on 31-03-2019					<b>65,47,050</b>	<b>0.472</b>
<b>9</b>	<b>THE TAMILNADU INDUSTRIAL INVESTMENT CORPORATION LIMITED</b>						
	Opening Balance as on 01-04-2018	59,70,126	0.391				
	Closing Balance as on 31-03-2019					<b>59,70,126</b>	<b>0.431</b>
<b>10</b>	<b>TAMIL NADU POWER FINANCE AND INFRASTRUCTURE DEVELOPMENT CORPORATION LTD.</b>						
	Opening Balance as on 01-04-2018	59,70,126	0.391				
	Closing Balance as on 31-03-2019					<b>59,70,126</b>	<b>0.431</b>

**(v) Shareholding of Directors and Key Managerial Personnel:**

Sl. No.	For each of the Directors and KMP	Shareholding at the beginning of the year (as on 01.04.2018)		Cumulative shareholding during the year	
		No. of shares	% of total shares of the Company*	No. of shares	% of total shares of the Company#
1.	At the beginning of the year	0	0	0	0
2.	Date wise Increase /Decrease in Share holding during the year	Not applicable			
3.	At the End of the year (As on 31.03.2019)	0	0	0	0

\* Based on paid up share capital of the Company as on 1<sup>st</sup> April, 2018. # Based on paid up share capital of the Company as on 31<sup>st</sup> March, 2019.

**V) INDEBTEDNESS - Indebtedness of the Company including interest outstanding/accrued but not due for payment (Amount in ₹)**

Description	Secured Loans excluding deposits	Unsecured Loans	Deposits	Total Indebtedness
<b>Indebtedness at the beginning of the financial year (as on 01.04.2018)</b>				
Principal	72,137,974,677	15,060,087,767		87,198,062,443
Interest due but not paid	-	-		-
Interest accrued but not due	105,187,396	10,063,008		115,250,404
<b>Total</b>	<b>72,243,162,073</b>	<b>15,070,150,774</b>		<b>87,313,312,847</b>
<b>Change In Indebtedness during the financial year</b>				
<b>Addition</b>				
- Principal	61,360,000,000	10,000,000,000		71,360,000,000
- Int. accrued but not due	358,225,048	8,672,019		366,897,067
<b>Reduction</b>				
- Principal	22,709,925,887	4,185,011,067		26,894,936,954
- Interest accrued but not due	105,187,396	10,063,008		115,250,404
<b>Net change</b>				
- Principal	38,650,074,113	5,814,988,933		44,465,063,046
- Interest accrued but not due	253,037,652	(1,390,989)		251,646,664
<b>Indebtedness at the end of the financial year (as on 31.3.2019)</b>				
Principal	110,788,048,790	20,875,076,700		131,663,125,489
Interest due but not paid	-	-		-
Interest accrued but not due	358,225,048	8,672,019		366,897,067
<b>Total</b>	<b>111,146,273,838</b>	<b>20,883,748,719</b>		<b>132,030,022,556</b>



**VI. REMUNERATION OF DIRECTORS AND KEY MANAGERIAL PERSONNEL** (Amount in ₹)

**A. Remuneration to Managing Director, Whole-time Directors and/or Manager**

Particulars of Remuneration	Name of MD/WTD/ Manager (Sarvashri)								Total
	Rakesh Kumar CMD Director (Finance) & CFO	Sarat Kumar Acharya, CMD (upto 31.07.2018)	R.Vikraman Director (HR)	V.Thangapandian Director (Power)	N.N.M. Rao Director (Planning & Projects )	P.Selvakumar Director (P&P) (up to 31.05.2018)	Prabhakar Chowki Director (Mines)	Subir Das Director (Mines) (up to 30.06.2018)	
1. Gross salary;									
(a) Salary as per provisions contained in section 17(1) of the Income-tax Act, 1961	62,08,147.44	52,21,006.50	55,16,306.43	81,82,417.83	26,23,598.63	43,17,828.50	12,49,184.90	40,10,739.60	3,73,29,229.83
(b) Value of perquisites u/s 17(2) of Income-tax Act, 1961	6,41,673.22	3,82,352.04	5,50,128.15	6,96,331.77	2,49,408.90	2,27,328.14	0	2,15,417.45	29,62,639.67
(c) Profits in lieu of salary under section 17(3) of Income-tax Act, 1961	0	0	0	0	0	0	0	0	0
2. Stock Option	0	0	0	0	0	0	0	0	0
3. Sweat Equity	0	0	0	0	0	0	0	0	0
4. Commission - % of Profit	0	0	0	0	0	0	0	0	0
5. Others, CPF Contribution, Medical etc.	8,59,157.30	3,66,660.00	7,45,431.00	8,43,544.00	4,70,332.00	2,08,185.00	2,38,201.02	2,70,485.00	40,01,995.32
Total (A)	77,08,977.96	59,70,018.54	68,11,865.58	97,22,293.60	33,43,339.53	47,53,341.64	14,87,385.92	44,96,642.05	4,42,93,864.82





B. Remuneration to other Directors:									(Amount in ₹)
Sl. No.	Particulars of Remuneration	Name of Directors (Sarvashri / Ms.)							Total Amount
1.	Independent Directors	Chandra Prakash Singh	Azad Singh Toor	K.Madhavan Nair	Nalini Padmanabhan	Monika Arora	Indrajit Pal	P Vishnu Dev	
	• Fee for attending board/ committee Meetings	400,000	720,000	520,000	450,000	90,000	420,000	90,000	2,690,000
	• Commission	0	0	0	0	0	0	0	0
	• Others, please specify	0	0	0	0	0	0	0	0
	• Total (1)	400,000	720,000	520,000	450,000	90,000	420,000	90,000	2,690,000
2.	<b>Other Non-Executive Directors</b>								
	• Fee for attending board/ committee Meetings	NA	NA	NA	NA	NA	NA	NA	0
	• Commission	NA	NA	NA	NA	NA	NA	NA	0
	• Others, please specify	NA	NA	NA	NA	NA	NA	NA	0
	Total(2)	NA	NA	NA	NA	NA	NA	NA	0
	Total(B)=(1+2)	NA	NA	NA	NA	NA	NA	NA	0
	Total Managerial Remuneration	400,000	720,000	520,000	450,000	90,000	420,000	90,000	2,690,000
	Overall Ceiling as per the Act	NA	NA	NA	NA	NA	NA	NA	NA

C.REMUNERATION TO KEY MANAGERIAL PERSONNEL OTHER THAN MD/MANAGER/WTD		
Sl. No.	Particulars of Remuneration	Key Managerial Personnel
		Company Secretary
1.	Gross Salary;	
	(a) Salary as per provisions contained in section 17(1) of the Income-tax Act, 1961	28,30,698.50
	(b) Value of perquisites u/s 17(2) of Income-tax Act, 1961	2,78,382.18
	(c) Profits in lieu of salary under section 17(3) of Income-tax Act, 1961	0
2.	Stock Option	0
3.	Sweat Equity	0
4.	Commission - As % of Profit	0
	- Others, specify	0
5.	Others, please specify viz., PF Contribution, Pension etc.,	5,27,871.00
	<b>Total</b>	<b>36,36,951.68</b>

**VII. PENALTIES / PUNISHMENT/ COMPOUNDING OF OFFENCES : Nil**

For and on behalf of the Board of Directors

Place : Neyveli  
Date : 02.07.2019

**Rakesh Kumar**  
Chairman-cum-Managing Director



**M/s. A.K.JAIN & ASSOCIATES**  
**Company Secretaries**

No. 2 (New No. 3), Raja Annamalai Road,  
First Floor, Purasawalkam, Chennai - 600 084.

**Form No. MR-3**  
**SECRETARIAL AUDIT REPORT**  
**FOR THE FINANCIAL YEAR ENDED 31.03.2019**  
**[Pursuant to Section 204(1) of the Companies Act, 2013 and Rule 9 of the Companies (Appointment and Remuneration of Managerial Personnel) Rules, 2014]**

**To,**  
**The Members,**  
**NLC INDIA LIMITED**

We have conducted the Secretarial Audit of the compliance of applicable statutory provisions and the adherence to good corporate practices by NLC India Limited (CIN: L93090TN1956GOI003507) (hereinafter called "the Company"). Secretarial Audit was conducted in a manner that provided us a reasonable basis for evaluating the corporate conducts / statutory compliances and expressing our opinion thereon.

Based on our verification of the Company's books, papers, minute books, forms and returns filed and other records maintained by the Company and also the information provided by the Company, its officers, agents and authorized representatives during the conduct of secretarial audit, We hereby report that in our opinion, the company has, during the audit period covering the financial year ended on March 31, 2019 complied with the statutory provisions listed hereunder and also that the Company has proper Board-processes and compliance-mechanism in place to the extent, in the manner and subject to the reporting made hereinafter:

We have examined the books, papers, minute books, forms and returns filed and other records maintained by the Company for the financial year ended on March 31, 2019 according to the provisions of:

- (i) The Companies Act, 2013 (the Act) and the rules made thereunder;
- (ii). The Securities Contracts (Regulation) Act, 1956 ('SCRA') and the rules made thereunder;
- (iii). The Depositories Act, 1996 and the Regulations and Bye-laws framed thereunder;
- (iv). Foreign Exchange Management Act, 1999 and the rules and regulations made thereunder to the extent of Foreign Direct Investment, Overseas Direct Investment and External Commercial Borrowings;
- (v). The following Regulations and Guidelines prescribed under the Securities and Exchange Board of India Act, 1992 ('SEBI Act'):
  - (a) The Securities and Exchange Board of India (Substantial Acquisition of Shares and Takeovers) Regulations, 2011;
  - (b) The Securities and Exchange Board of India (Prohibition of Insider Trading) Regulations, 2015;
  - (c) The Securities and Exchange Board of India (Issue of Capital and Disclosure Requirements) Regulations, 2009;
  - (d) The Securities and Exchange Board of India (Employee Stock Option Scheme and Employee Stock Purchase Scheme) Guidelines, 1999; (Not Applicable to the Company during the Audit period).
  - (e) The Securities and Exchange Board of India (Issue and Listing of Debt Securities) Regulations, 2008;
  - (f) The Securities and Exchange Board of India (Registrars to an Issue and Share Transfer Agents) Regulations, 1993 regarding the Companies Act and dealing with client;
  - (g) The Securities and Exchange Board of India (Delisting of Equity Shares) Regulations, 2009;
  - (h) The Securities and Exchange Board of India (Buy-Back of Securities) Regulations, 2018; (Not Applicable to the Company during the Audit period).
  - (i) The Securities and Exchange Board of India (Listing Obligations and Disclosure Requirements) Regulations, 2015.



We further report that the following are other laws specifically applicable to the Company:

- a) The Mines Act, 1952 and the rules made thereunder.
- b) Coal Mines Regulations, 1957.
- c) DGMS Guidelines on Periodic Medical Examination for Mines.
- d) Mines Vocational Training Rules, 1966.
- e) The Electricity Act, 2003 and the rules made thereunder.
- f) Indian Boiler Act, 1923 and the regulations made thereunder.
- g) Explosives Act, 1884 and the rules made thereunder.
- h) Hazardous Waste (Management, Handling & Transboundary Movement) Rules, 2008.

We report that the applicable financial laws, such as the Direct and Indirect Tax Laws, have not been reviewed under our audit as the same falls under the review of statutory audit and by other designated professionals.

We have also examined the applicable clauses of the following:

- (i) Secretarial Standards issued by The Institute of Company Secretaries of India.
- (ii) Guidelines on Corporate Governance as issued by the Department of Public Enterprises applicable to Central Public Sector Enterprises.

During the period under review, the Company has complied with the provisions of the Act, Rules, Regulations, Guidelines, Standards, etc. mentioned above except for the following:

1. The Board of Directors of the Company did not comprise with the required number of Independent Directors as prescribed under the Listing Regulations and DPE Guidelines.
2. For a part of the year (from 12.02.2019 to 31.03.2019), the composition of the Audit Committee did not comply with the requirements as prescribed under the Listing Regulations and DPE Guidelines.
3. The Chairman of the Audit Committee was not present at the 62<sup>nd</sup> Annual General Meeting of the Company held on 30<sup>th</sup> July, 2018, as required under the Listing Regulations.
4. The Chairman of the (i) Nomination and Remuneration Committee and (ii) Stakeholders Relationship Committee was not present at the 62<sup>nd</sup> Annual General Meeting of the Company held on 30<sup>th</sup> July, 2018, as required under the Companies Act, 2013

We further report that:

The changes in the composition of the Board of Directors that took place during the period under review were carried out in compliance with the provisions of the Act.

Generally, adequate notice was given to all directors to schedule the Board Meetings, Agenda and detailed notes on agenda were sent at least seven days in advance/at a shorter notice as per provisions of the Act and a system exists for seeking and obtaining further information and clarifications on the agenda items before the meeting and for meaningful participation at the meeting and other business which are not included in the Agenda or circulated at a shorter notice are considered vide supplementary agenda with the permission of the Chairman and with the consent of a majority of the Directors present in the Meeting.

All the decisions at Board meetings and Committee Meetings were carried out unanimously as recorded in the minutes of the meetings of the Board of Directors or Committee of the Board, as the case may be.

We further report that based on the written representations received from the officials / executives of the Company, there are adequate systems and processes in the Company commensurate with the size and operations of the company to monitor and ensure compliance with applicable laws, rules, regulations and guidelines.

We further report that during the audit period

- (a) The Company has bought back 14,19,31,818 Equity shares of ₹ 10/- each for a consideration of ₹ 88/- per share.
- (b) The Company has redeemed 6000 Secured, Redeemable, Non-convertible taxable bonds in the nature of debentures of face value of ₹10 lakh each aggregating to ₹ 600 crore raised during the year 2009.



We further report that during the audit period, there were no instances of:

- (i) Public / Right / preferential issue of Shares / Debentures / Sweat Equity, etc.
- (ii) Major decisions taken by the members in pursuance to Section 180 of the Companies Act, 2013 for disposal of undertaking.
- (iii) Foreign technical collaborations.

Place : Chennai

Date : 07<sup>th</sup> May, 2019

**For A.K.JAIN & ASSOCIATES**  
Company Secretaries

**BALU SRIDHAR**  
Partner  
FCS No. 5869  
C. P. No. 3550

### Reply to the Observations of Secretarial Auditor

Secretarial Auditor's Observations (as per Sl.No. of the report)	Draft Explanation
1. The Board of Directors of the Company did not comprise with the required number of Independent Directors as prescribed under the Listing Regulations and DPE Guidelines	The issue relating to the appointment of the required number of Independent Directors on the Board of the Company, has been referred to Ministry of Coal, the Administrative Ministry, and the appointment is in process. On appointment of required Independent Directors on the Board, the requirement with regard to having atleast 50% of the Board with Non-executive Directors and atleast half of the Board with Independent Directors would be complied with.
2. For a part of the year (from 12.02.2019 to 31.03.2019), the composition of the Audit Committee did not comply with the requirements as prescribed under the Listing Regulations and DPE Guidelines.	The Audit Committee was fully complying with the requirements till 12.02.2019 with three Independent Directors and one Executive Director as the Members. Since one of the Executive Director was relinquishing his service on 31 <sup>st</sup> March 2019, one more Executive Director was inducted into the committee which resulted in the strength of Independent Directors reducing to 60% as against the requirement to have 67% (two third). The induction as stated above was made in order to have smooth transition but in the process, this aspect of the strength of Independent Directors reducing to 60% as against the requirement to have 67% was inadvertently omitted to be factored into. Consequent to the superannuation of one Executive Director on 31.03.2019, the composition of the Committee is fully complying with the requirements with effect from 01.04.2019 with three Independent Directors and one Executive Director as Members.
3. The Chairman of the Audit Committee was not present at the 62 <sup>nd</sup> Annual General Meeting of the Company held on 30 <sup>th</sup> July, 2018, as required under the Listing Regulations.	The Chairman of the Audit Committee was away from the Country and had authorised a Member to attend the AGM held on 30.07.2018.
4. The Chairman of the (i) Nomination and Remuneration Committee and (ii) Stakeholders Relationship Committee was not present at the 62 <sup>nd</sup> Annual General Meeting of the Company held on 30 <sup>th</sup> July, 2018, as required under the Companies Act, 2013.	The Chairman of the (i) Nomination and Remuneration Committee and (ii) Stakeholders' Relationship Committee was pre-occupied and have authorised a Member to attend the AGM held on 30.07.2018.

For and on behalf of the Board of Directors

Place : Neyveli

Date : 02.07.2019

**Shri Rakesh Kumar**  
Chairman-cum-Managing Director



## CERTIFICATE

**[Pursuant to Clause 10 of Part C of Schedule V of SEBI  
(Listing Obligations and Disclosure Requirements) Regulations, 2015]**

In pursuance of sub clause (i) of clause 10 of Part C of Schedule V of The Securities and Exchange Board of India (SEBI) (Listing Obligations and Disclosure Requirements) Regulations, 2015 (LODR) in respect of **NLC INDIA LIMITED (CIN: L93090TN1956GOI003507)** We hereby certify that:

On the basis of the written representation / declaration received from the directors and taken on record by the Board of Directors, as on March 31, 2019, none of the directors on the board of the company has been debarred or disqualified from being appointed or continuing as director of companies by the SEBI / Ministry of Corporate Affairs or any such statutory authority.

**For A. K. JAIN & ASSOCIATES**  
Company Secretaries

**Place : Chennai**  
**Date : 27.05.2019**

**BALU SRIDHAR**  
Partner  
M.No.F5869  
C.P.No.3550



**Comments of the Comptroller and Auditor General of India under Section 143(6)(b) of the Companies Act, 2013 on the Financial Statements of NLC India Limited for the year ended 31 March, 2019**

The preparation of financial statements of NLC India Limited for the year ended 31 March, 2019 in accordance with the financial reporting framework prescribed under the Companies Act, 2013 (Act) is the responsibility of the management of the Company. The Statutory Auditors appointed by the Comptroller and Auditor General of India under Section 139(5) of the Act are responsible for expressing opinion on the financial statements under Section 143 of the Act based on independent audit in accordance with the Standards on Auditing prescribed under Section 143(10) of the Act. This is stated to have been done by them vide their revised Audit Report dated 25.06.2019 which supersedes their earlier Audit Report dated 30.05.2019.

I, on behalf of the Comptroller and Auditor General of India, have conducted a supplementary audit of the financial statements of NLC India Limited for the year ended 31 March, 2019 under Section 143(6)(a) of the Act. This supplementary audit has been carried out independently without access to the working papers of the Statutory Auditors and is limited primarily to inquiries of the Statutory Auditors and Company personnel and a selective examination of some of the accounting records.

In view of the revision(s) made in the statutory auditor's report, to give effect to some of my audit observations raised during supplementary audit, I have no further comments to offer upon or supplement to the Statutory Auditors' report under section 143(6)(b) of the Act.

**For and on behalf of the  
Comptroller & Auditor General of India**

**(R. AMBALAVANAN)**

Director General of Commercial Audit &  
Ex-Officio Member, Audit Board, Chennai

**Place : Chennai**  
**Date : 1<sup>st</sup> July 2019**

**Comments of the Comptroller and Auditor General of India under Section 143(6)(b) read with Section 129(4) of the Companies Act, 2013 on the Consolidated Financial Statements of NLC India Limited for the year ended 31 March, 2019**

The preparation of consolidated financial statements of NLC India Limited for the year ended 31 March, 2019 in accordance with the financial reporting framework prescribed under the Companies Act, 2013 (Act) is the responsibility of the management of the Company. The Statutory Auditors appointed by the Comptroller and Auditor General of India under Section 139(5) read with Section 129(4) of the Act are responsible for expressing opinion on the financial statements under Section 143 read with Section 129 (4) of the Act based on independent audit in accordance with the Standards on Auditing prescribed under Section 143(10) of the Act. This is stated to have been done by them vide their revised Audit Report dated 25.6.2019 which supersedes their earlier Audit Report dated 30.05.2019.

I, on behalf of the Comptroller and Auditor General of India, have conducted a supplementary audit of the consolidated financial statements of NLC India Limited for the year ended 31 March, 2019 under Section 143(6)(a) read with Section 129(4) of the Act. We conducted a supplementary audit of the financial statements of NLC India Limited, NLC Tamilnadu Power Limited and Neyveli Uttar Pradesh Power Limited, but did not conduct supplementary audit of the financial statements of MNH Shakti Limited for the year ended on that date. This supplementary audit has been carried out independently without access to the working papers of the Statutory Auditors and is limited primarily to inquiries of the Statutory Auditors and Company personnel and a selective examination of some of the accounting records.

In view of the revision(s) made in the statutory auditor's report, to give effect to some of my audit observations raised during supplementary audit, I have no further comments to offer upon or supplement to the Statutory Auditors' report under section 143(6)(b) read with section 129(4) of the Act.

**For and on behalf of the  
Comptroller & Auditor General of India**

**(R. AMBALAVANAN)**

Director General of Commercial Audit &  
Ex-Officio Member, Audit Board, Chennai

**Place : Chennai**  
**Date : 1<sup>st</sup> July 2019**



**M/s. CHANDRAN & RAMAN,**  
Chartered Accountants,  
Paragon No.2, Dr. Radhakrishnan Salai,  
2<sup>nd</sup> Street, Mylapore,  
Chennai - 600 004.

**M/s. P K K G BALASUBRAMANIAM & ASSOCIATES,**  
Chartered Accountants,  
Door No.10/2, Eighth Street,  
Gandhi Nagar,  
Thiruvannamalai - 606 602.

## INDEPENDENT AUDITORS' REPORT

To  
The Members of **NLC INDIA LIMITED**  
(Formerly Neyveli Lignite Corporation Limited)

### Report on the Standalone Financial Statements

#### Opinion

We have audited the accompanying standalone financial statements of **NLC INDIA LIMITED** (Formerly Neyveli Lignite Corporation Limited) ("the Company"), which comprise the Balance Sheet as at 31<sup>st</sup> March, 2019, the Statement of Profit and Loss (including other Comprehensive income), the Cash Flow Statement and the Statement of Changes in Equity for the year then ended and a summary of the significant accounting policies and other explanatory information.

In our opinion and to the best of our information and according to the explanations given to us, the aforesaid standalone financial statements give the information required by the Act in the manner so required and give a true and fair view in conformity with the accounting principles generally accepted in India, of the state of affairs (financial position) of the Company as at 31<sup>st</sup> March, 2019, and its profit, total comprehensive income, changes in equity and its Statement of cash flows for the year ended on that date.

#### Basis for Opinion

We conducted our audit in accordance with the Standards on Auditing (SAs) specified under section 143(10) of the Companies Act, 2013. Our responsibilities under those Standards are further described in the Auditor's Responsibilities for the Audit of the Financial Statements section of our report. We are independent of the Company in accordance with the Code of Ethics issued by the Institute of Chartered Accountants of India together with the ethical requirements that are relevant to our audit of the financial statements under the provisions of the Companies Act, 2013 and the Rules thereunder, and we have fulfilled our other ethical responsibilities in accordance with these requirements and the Code of Ethics. We believe that the audit evidence we have obtained is sufficient and appropriate to provide a basis for our opinion.

#### Key Audit Matters

Key audit matters are those matters that, in our professional judgment, were of most significance in our audit of the financial statements of the current period. These matters were addressed in the context of our audit of the financial statements as a whole, and in forming our opinion thereon, and we do not provide a separate opinion on these matters.

The following have been considered as Key Audit Matters of Holding Company - NLC India Limited

Sl. No.	Key Audit Matters	Auditor's Response
1.	<p>Revenue recognition on sale of power to entities (DISCOMS) and the disclosure requirements vis-à-vis the requirements for complying with IND AS-114-Regulatory Deferral Accounts &amp; IND AS-115 - Revenue from Contracts with Customers.</p> <p>The Central Electricity Regulatory Commission (CERC)/ State Electricity Regulatory Commission (SERC) determine the tariff rates to be charged by the company for the sale of thermal and renewable power respectively. Tariff rates for sale of thermal power are determined by CERC for a block of 5 years and the rates prescribed for the block period 2014-2019 have been considered by the Company for recognising the revenue under operating income - sale of power. The tariff for thermal power includes lignite transfer price which is determined in accordance with the guidelines issued by the Ministry of Coal (MoC).</p> <p>In addition to the recognition of revenue as stated above, the Company recognises certain items of income / expenditure in accordance with Mandatory Accounting Standard - IND AS 114 - Regulatory Deferral Accounts. Accordingly, the Company has recognised ₹ 859.41 crore as Net Movement in Regulatory Deferral Account balances in the Statement of Profit and Loss with a corresponding impact under Regulatory Deferral Assets/Liabilities. Refer Note Nos.1 (XV) &amp; 1 (XXVI) and Note No.29 of the standalone Financial statements.</p>	<p>We have analysed the accounting principles consistently followed by the Company for recognition of the revenue arising on sale of power, commencing from financial year 2016-17 where in the Company has opted for complying with IND AS 114 (Regulatory Deferral Accounts). It is observed by us that the accounting policy followed by the company for revenue recognition is in accordance with the principles laid down by IND AS 114 dealing with recognition of revenue by companies whose tariff rates are governed by the orders of a rate regulator which in this case is Central Electricity Regulatory Commission / State Electricity Regulatory Commission. It is observed that the consideration of various items under "Net movement in regulatory deferral account balances" and the treatment in the audited accounts are in compliance with the accounting principles laid down in INDAS 114.</p>
2.	<p><b>Accounting of Surcharge</b></p> <p>Due from entities (DISCOMS) for any delay in the settlement of claims due to the Company results in levy of surcharge in accordance with the terms and conditions of the agreement entered into for the sale of power. For the financial year 2018-19 the Company has recognised a sum of ₹ 478.37 crore as surcharge under other income - Refer Note No.23 - on Financial statements.</p>	<p>Accounting of surcharge was examined by us to ensure that all the material amounts of surcharge accounted by the Company as income were in accordance with the terms and conditions of the contracts entered into by the Company with DISCOMS.</p>
3.	<p>Disputed Tax demands - Direct and Indirect taxes and measurement and the related disclosure in accordance with IND AS - 37 Provisions, Contingent Liabilities and Contingent Assets.</p> <p>There are several items of disputes pending in various appellate forums in respect of determination and quantification of liability towards direct and indirect taxes by the departments. Liabilities in respect of disputed demands are considered only as contingent</p>	<p>Details of the tax liabilities contested in the appeals were obtained and analyzed by us to ensure that the amount of ₹ 368.78 crore disclosed under contingent liability had not become ascertained liability as on 31-03-2019.</p> <p>- Orders of the Appellate authorities for the adjudication of similar items in the earlier accounting years in favor of the Company were perused to evaluate the similarity of the facts and also to</p>



Sl. No.	Key Audit Matters	Auditor's Response
	<p>liabilities pending the outcome of the decision of the appellate authorities. The total amount of disputed liabilities on account of Direct and Indirect taxes as disclosed in Note No.53 is ₹ 368.78 core.</p>	<p>ensure the disclosure of the disputed demands under contingent liability was in accordance with the requirements of IND AS-37, Provisions, Contingent Liabilities and Contingent Assets</p> <p>- The contention of the management as to the contingent nature of liabilities was also analysed in the light of expert legal opinion obtained by the Company.</p>
4.	<p>Amounts disclosed under contingencies and commitments - from others - Note No.53.</p> <p>A sum of ₹ 11,434.18 crore has been considered by the Company under the above head.</p> <p>This sum represents claims of third parties including the compensation for land acquisition and contractors. The Company has not accepted the said claims which are contested in legal proceedings and are pending for disposal by the appellate authorities.</p>	<p>We have verified the list of claims made by third parties. Status of the appeals filed and pending for disposal as on 31<sup>st</sup> March 2019 was analysed. It was observed that there was no change in the status as compared to 31<sup>st</sup> March 2018.</p>
5.	<p>Amount of ₹ 349.13 crore included under Capital Work in Progress (project Put on Hold), Bithnok and BTPSE Project.</p>	<p>We have obtained the details of project activities of Bithnok and BTPSE project from the management.</p> <p>We have noted that the company has incurred capital expenditure of ₹ 349.13 crore and ₹ 168.17 crore in Bithnok and BTPSE project respectively which includes land of ₹ 176.92 crore and capital advance of ₹ 261.72 crore. On the basis of clarification received from management, current year expenses also have been capitalised in the project cost.</p> <p>We have obtained the information from records and found that Rajasthan government has accorded in-principle approval for revival of the project with certain conditions.</p> <p>We have obtained the management reply that the discussions with Rajasthan Government and M/s. Reliance Infrastructure Limited by NLCIL's top level management for revival of the project are under progress.</p>



### **Management's Responsibility for the Standalone Financial Statements**

The Company's Board of Directors is responsible for the matters stated in section 134(5) of the Companies Act, 2013 ("the Act") with respect to the preparation of these standalone financial statements that give a true and fair view of the financial position, financial performance, changes in equity and cash flows of the Company in accordance with the accounting principles generally accepted in India, including the accounting Standards specified under section 133 of the Act. This responsibility also includes maintenance of adequate accounting records in accordance with the provisions of the Act for safeguarding of the assets of the Company and for preventing and detecting frauds and other irregularities; selection and application of appropriate accounting policies; making judgments and estimates that are reasonable and prudent; and design, implementation and maintenance of adequate internal financial controls, that were operating effectively for ensuring the accuracy and completeness of the accounting records, relevant to the preparation and presentation of the financial statement that give a true and fair view and are free from material misstatement, whether due to fraud or error.

In preparing the financial statements, management is responsible for assessing the Company's ability to continue as a going concern, disclosing, as applicable, matters related to going concern and using the going concern basis of accounting unless management either intends to liquidate the Company or to cease operations, or has no realistic alternative but to do so.

The Board of Directors is also responsible for overseeing the Company's financial reporting process.

### **Auditors' Responsibility**

Our objectives are to obtain reasonable assurance about whether the financial statements as a whole are free from material misstatement, whether due to fraud or error, and to issue an auditor's report that includes our opinion. Reasonable assurance is a high level of assurance, but is not a guarantee that an audit conducted in accordance with SAs will always detect a material misstatement when it exists. Misstatements can arise from fraud or error and are considered material if, individually or in the aggregate, they could reasonably be expected to influence the economic decisions of users taken on the basis of these financial statements.

As part of an audit in accordance with SAs, we exercise professional judgment and maintain professional skepticism throughout the audit. We also:

- Identify and assess the risks of material misstatement of the standalone financial statements, whether due to fraud or error, design and perform audit procedures responsive to those risks, and obtain audit evidence that is sufficient and appropriate to provide a basis for our opinion. The risk of not detecting a material misstatement resulting from fraud is higher than for one resulting from error, as fraud may involve collusion, forgery, intentional omissions, misrepresentations, or the override of internal control.
- Obtain an understanding of internal control relevant to the audit in order to design audit procedures that are appropriate in the circumstances. Under section 143(3)(i) of the Companies Act, 2013, we are also responsible for expressing our opinion on whether the company has adequate internal financial controls system in place and the operating effectiveness of such controls.
- Evaluate the appropriateness of accounting policies used and the reasonableness of accounting estimates and related disclosures made by management.
- Conclude on the appropriateness of management's use of the going concern basis of accounting and, based on the audit evidence obtained, whether a material uncertainty exists related to events or conditions that may cast significant doubt on the Company's ability to continue as a going concern. If we conclude that a material uncertainty exists, we are required to draw attention in our auditor's report to the related disclosures in the financial statements or, if such disclosures are inadequate, to modify our opinion. Our conclusions are based on the audit evidence obtained up to the date of our auditor's report. However, future events or conditions may cause the Company to cease to continue as a going concern.
- Evaluate the overall presentation, structure and content of the financial statements, including the disclosures, and whether the financial statements represent the underlying transactions and events in a manner that achieves fair presentation.



We communicate with those charged with governance regarding, among other matters, the planned scope and timing of the audit and significant audit findings, including any significant deficiencies in internal control that we identify during our audit.

We also provide those charged with governance with a statement that we have complied with relevant ethical requirements regarding independence, and to communicate with them all relationships and other matters that may reasonably be thought to bear on our independence, and where applicable, related safeguards.

From the matters communicated with those charged with governance, we determine those matters that were of most significance in the audit of the financial statements of the current period and are therefore the key audit matters. We describe these matters in our auditor's report unless law or regulation precludes public disclosure about the matter or when, in extremely rare circumstances, we determine that a matter should not be communicated in our report because the adverse consequences of doing so would reasonably be expected to outweigh the public interest benefits of such communication.

### **Emphasis of Matter**

We draw attention to the Note No.29 -Net movement in regulatory deferral account balances Income/expenses -to the Standalone financial statements:

- a. As explained in the said note, a sum of ₹ 131.29 crore along with period cost has been de-recognised under regulatory deferral liabilities during the current financial year on account of redetermination of the estimated liabilities arising out of orders of CERC in respect of sharing of incentives and revenue on sale of lignite to outsiders respectively and inclusion of the said amount under Regulatory deferral income
- b. Our opinion is not modified in respect of the said matter.

### **Other Matter**

We did not audit the financial statements of One (1) Branch included in the Standalone Financial Statements of the Company which reflected a total asset of ₹ 1,628.51 crore as at March 31, 2019 and a total revenue of ₹ 188.81 crore for the year ended on that date. The financial statements of this Branch have been audited by the Branch auditor whose report has been furnished to us and our opinion, in so far as it relates to the amounts and disclosures included in respect of this Branch, is based solely on the report of such Branch Auditor.

Our opinion is not modified in respect of this matter.

### **Report on Other Legal and Regulatory Requirements**

1. As required by the Companies (Auditor's Report) Order, 2016 ("the Order") issued by the Central Government of India in terms of sub-section (11) of section 143 of the Act, we give in Annexure-I a statement on the matters specified in paragraphs 3 and 4 of the said Order, to the extent applicable.
2. As required by Section 143(3) of the Act, we report that:
  - (a) We have sought and obtained all the information and explanations which to the best of our knowledge and belief were necessary for the purposes of our audit.
  - (b) In our opinion, proper books of account as required by law have been kept by the Company so far as it appears from our examination of those books
  - (c) The reports on accounts of the Branch Office of the Company audited under Sec 143(8) of the Act by the Branch Auditor have been sent to us and have been properly dealt with by us in preparing this report.
  - (d) The Balance Sheet, the Statement of Profit and Loss, Cash Flow Statement and the Statement of Changes in Equity dealt with by this Report are in agreement with the books of accounts.



- (e) In our opinion, the aforesaid standalone financial statements comply with the Indian Accounting Standards (Ind AS) prescribed under Section 133 of the Act read with the Companies (Indian Accounting Standards) Rules, 2015 as amended.
- (f) As per Notification No: G.S.R 463(E) dated 05.06.2015, subsection (2) of Sec 164 of the Companies Act, 2013 is not applicable to Government Companies.
- (g) With respect to adequacy of the internal financial control over financial reporting of the company and the operating effectiveness of such controls, we give our report in Annexure-II. Our report expresses an unmodified opinion on the operating effectiveness of the Company's internal financial controls over financial reporting.
- (h) With respect to the other matters to be included in the Auditor's Report in accordance with Rule 11 of the Companies (Audit and Auditors) Rules, 2014, as amended, in our opinion and to the best of our information and according to the explanations given to us:
- The Company has disclosed the impact of pending litigations on its financial position in its standalone financial statements - Refer to Note 51 to financial statements.
  - The Company has long term contracts for coal mining, power sale, project execution etc. However as at March 31, 2019 there were no material foreseeable losses on those contracts. The company did not have any derivative contracts as at March 31, 2019
  - There has been no delay in transferring amounts, required to be transferred, to the Investor Education and Protection Fund by the Company.
3. As required by Sec 143(5) of the Companies Act, 2013, our comments in regard to the directions and sub-directions issued by the Comptroller and Auditor General of India is given in Annexure-III.

**FOR M/s.CHANDRAN & RAMAN**

Chartered Accountants  
Firm Regn. No.000571S

**S. PATTABIRAMAN**

Partner  
M No.014309

**FOR M/s. PPKG BALASUBRAMANIAM & ASSOCIATES**

Chartered Accountants  
Firm Regn. No.001547S

**C. RAMESH**

Partner  
M No.025985

Place : Neyveli  
Date : 30<sup>th</sup> May 2019



## **Annexure-I to Independent Auditors' Report**

### **Statement of matters specified in Para 3 & 4 of the order referred to in sub-section (11) of section 143**

The Annexure referred to in our report to the members of NLC INDIA LTD, (the Company') for the year Ended on 31.03.2019:

#### **1. Fixed Assets**

- a. The Company is maintaining proper records showing full particulars, including quantitative details and situation of fixed assets.
- b. The Company is having a regular programme of physical verification of all fixed assets (Property, Plant and Equipment) over a period of 2 years, which in our opinion, is reasonable having regard to the size of the Company and the nature of its assets. No material discrepancies were noticed on such verification.

#### **2. Inventory**

The inventory has been physically verified at reasonable intervals by the management. No material discrepancies were noticed during such verification.

#### **3. Transactions of loans with parties covered by register referred to in section 189**

The Company has granted unsecured loan to a subsidiary Company and to a director of the Company covered by the register maintained under section 189 of the Companies Act, 2013:

- a. In our opinion, the terms and conditions of grant of the loans are not prejudicial to the interest of the Company.
- b. According to the information and explanations given to us, the schedule of repayment of principal and payment of interest has been stipulated while granting such loans and the repayment/receipts are regular.
- c. No amounts are overdue for more than 90 days.

#### **4. Compliance with section 185 & 186 in respect of Loans and Investments**

The Company has not advanced loans, given guarantees or security or made any investment in contravention of section 185 and/or section 186 of the Companies Act, 2013.

#### **5. Public Deposits**

In our opinion and according to the information and explanations given to us, the Company has not accepted deposits from public and hence the provisions of sections 73 to 76 or any other relevant provisions of the Companies Act and the rules made there under are not applicable to the Company.

#### **6. Maintenance of Cost Records**

The Central Government has prescribed the maintenance of cost records U/s. 148(1) of the Companies Act, 2013 in respect of Electricity Industry and Lignite. We have broadly reviewed the books of account maintained by the Company pursuant to the Rules made by the Central Government for the maintenance of cost records under section 148 of the Act, and are of the opinion that prima facie, the prescribed accounts and records have been made and maintained.

#### **7. Statutory dues**

- a. The Company has generally been regular in depositing Provident Fund dues of its own employees. Based on the information and explanations given to us the Company has laid down system and procedures regarding deposit of PF and ESI dues relating to contractors' workers. The Company has generally been regular in depositing Income-tax, Sales Tax, Service Tax, duty of customs, duty of excise, value added tax, cess, GST and any other statutory dues to the appropriate authorities.

Based on information and explanation given to us, no undisputed amounts payable in respect of Income Tax, Sales Tax, Service Tax, Customs Duty, Excise Duty, Value Added Tax, Cess, GST and any other statutory dues were outstanding as at 31<sup>st</sup> March 2019 for a period of more than six months from the date they became payable.

- b. According to the information and explanations given to us, there are no dues of Income Tax, Sales Tax, Customs duty, Wealth Tax, Excise Duty, Value Added Tax, Cess and GST which have not been deposited on account of any dispute except as reported below:

Name of the Statute	Nature of Dues	Demand Amount (₹ in lakh)	Amount Deposited under Protest (₹ in lakh)	Period to which the amount relates	Forum where dispute is pending
Customs Act, 1962	Customs Duty	2685.00	983.00	-	CESTAT
Income Tax Act	Income Tax	7481.82	-	AY 2013-14	ITAT
		6814.83	-	AY 2014-15	ITAT
		3089.11	617.82	AY 2011-12	CIT(A)
		12936.47	2587.29	AY 2015-16	CIT(A)
		651.47	130.29	AY 2016-17	CIT (A)
Finance Act, 1994	Service Tax	89.56	6.72	Apr 2009 to Jun 2012	CESTAT
		51.34	7.00	Jul 2012 to Mar 2014	CEC(A)
		852.59	63.94	Jul 2012 to Mar 2015	CESTAT
		366.59	27.49	Jul 2012 to Mar 2014	CESTAT
		25.54	2.55	Apr 2014 to Mar 2015	CESTAT
		9.24	0.92	Apr 2014 to Mar 2015	CEC(A)
		121.37	12.14	Apr 2014 to Mar 2015	CEC(A)
		205.62	-	Jun 2008 to Mar 2012	CESTAT
		72.83	5.46	Apr 2015 to June 2017	CEC(A)
		1417.27	106.30	Apr 2015 to June 2017	CEC(A)
8.05	0.60	Apr 2015 to June 2017	CEC(A)		

## 8. Repayment of Loans

The Company has not defaulted in repayment of loans or borrowing to a financial institution, bank, government or dues to debenture holders during the relevant financial year.

## 9. Raising of monies through Public Offer and/or Term Loans

According to the information and explanations given to us, the monies raised by way of term loans were applied for the purposes for which those were raised.

## 10. Frauds

According to the information and explanations given to us, no fraud by the Company or any fraud on the Company by its officers or employees has been noticed or reported during the year.

## 11. Managerial Remuneration

As per Notification No. GSR 463(E) dated 5<sup>th</sup> June 2015 issued by the Ministry of Corporate Affairs, Government of India, Section 197 of the Act is not applicable to the Government Companies. Accordingly, provisions of clause 3 (xi) of the Order are not applicable to the Company.

## 12. Compliance with Net Owned Funds Ratio & unencumbered term deposits

The Company is not a Nidhi Company and hence the provisions para 3(xii) of the order referred to in Companies (Auditor's Report) Order, 2016 issued by the Central Government of India in terms of subsection (11) of Section 143 of the Act do not apply to the Company.



**13. Transaction with Related Parties**

In our opinion all transactions with the related parties are in compliance with the provision of section 177 and 188 of Companies Act, 2013 wherever applicable and the details have been disclosed in the Financial Statements etc., as required by the applicable accounting standards.

**14. Preferential Allotment or Private Placement**

The Company has not made any preferential allotment or private placement of shares or fully or partly convertible debentures during the year under review.

**15. Non-cash transactions**

The Company has not entered into any non-cash transactions with directors or persons connected with him as referred to in section 192 of the Companies Act, 2013.

**16. Registration with Reserve Bank of India**

The Company is not carrying any activities which require registration under section 45-IA of the Reserve Bank of India Act, 1934.

**FOR M/s. CHANDRAN & RAMAN**

Chartered Accountants  
Firm Regn. No.000571S

**S. PATTABIRAMAN**

Partner  
M No.014309

Place : Neyveli

**FOR M/s. PKKG BALASUBRAMANIAM & ASSOCIATES**

Chartered Accountants  
Firm Regn. No.001547S

**C. RAMESH**

Partner  
M No.025985

Date : 30<sup>th</sup> May 2019

**The following to be considered as a part of the above auditor's report.**

**Para 1: Fixed Assets (Annexure I to Independent Auditor's Report)**

- (c) The Company is in possession of title deeds/assignment deeds/GOs in respect of immovable properties. However due to enormous volume of documents held by the company for acquisition of land, all the title deeds could not be fully verified by us. As per expert legal opinion, the ownership of the land acquired between the incorporation of the company to the year 1977 and between the years 1997 to 2001 is subject to conditions attached by Govt. of Tamil Nadu to the respective assignment deeds.

Sl. No.	Details	As in Audit Report	To be changed to
1	Auditors Responsibility (Bullet Point No. 5 )	The Numeric '29' inadvertently appears	The numeric '29' to be deleted
2	Report on Other Legal and Regulatory Requirements	In point no. h (i) 'Refer to Note 51'	To be read as Refer to Note no. 53

**FOR M/s. CHANDRAN & RAMAN**

Chartered Accountants  
Firm Regn. No.000571S

**S. PATTABIRAMAN**

Partner  
M No.014309

Place : Neyveli

**FOR M/s. PKKG BALASUBRAMANIAM & ASSOCIATES**

Chartered Accountants  
Firm Regn. No.001547S

**C. RAMESH**

Partner  
M No.025985

Date : 25<sup>th</sup> June 2019



## **Annexure-II to Independent Auditors' Report**

### **Report on the Internal Financial Controls under Clause (i) of Sub-section 3 of Section 143 of the Companies Act, 2013 ("the Act")**

We have audited the internal financial controls over financial reporting of **NLC INDIA LIMITED** (formerly Neyveli Lignite Corporation Limited) ("the Company") as of March 31, 2019 in connection with our audit of the standalone financial statements of the Company for the year ended on that date.

#### **Management's Responsibility for Internal Financial Controls**

The Company's management is responsible for establishing and maintaining internal financial controls based on the internal control over financial reporting criteria established by the Company considering the essential components of internal control stated in the Guidance Note on Audit of Internal Financial Controls over Financial Reporting issued by the Institute of Chartered Accountants of India. These responsibilities include the design, implementation and maintenance of adequate internal financial controls that were operating effectively for ensuring the orderly and efficient conduct of its business, including adherence to Company's policies, the safeguarding of its assets, the prevention and detection of frauds and errors, the accuracy and completeness of the accounting records, and the timely preparation of reliable financial information, as required under the Companies Act, 2013.

#### **Auditors' Responsibility**

Our responsibility is to express an opinion on the Company's internal financial controls over financial reporting based on our audit. We have conducted our audit in accordance with the Guidance Note on Audit of Internal Financial Controls over Financial Reporting (the "Guidance Note") and the Standards on Auditing, issued by ICAI and deemed to be prescribed under section 143(10) of the Companies Act, 2013, to the extent applicable to an audit of internal financial controls, both applicable to an audit of Internal Financial Controls and, both issued by the Institute of Chartered Accountants of India. Those Standards and the Guidance Note require that we comply with ethical requirements and plan and perform the audit to obtain reasonable assurance about whether adequate internal financial controls over financial reporting was established and maintained and if such controls operated effectively in all material respects. Our audit involves performing procedures to obtain audit evidence about the adequacy of the internal financial controls system over financial reporting and their operating effectiveness.

Our audit of internal financial controls over financial reporting included obtaining an understanding of internal financial controls over financial reporting, assessing the risk that a material weakness exists, and testing and evaluating the design and operating effectiveness of internal control based on the assessed risk. The procedures selected depend on the auditor's judgment, including the assessment of the risks of material misstatement of the financial statements, whether due to fraud or error.

We believe that the audit evidence we have obtained is sufficient and appropriate to provide a basis for our audit opinion on the Company's internal financial controls system over financial reporting.

#### **Meaning of Internal Financial Controls over Financial Reporting**

A Company's internal financial control over financial reporting is a process designed to provide reasonable assurance regarding the reliability of financial reporting and the preparation of financial statements for external purposes in accordance with generally accepted accounting principles. A Company's internal financial control over financial reporting includes those policies and procedures that (1) pertain to the maintenance of records that, in reasonable detail, accurately and fairly reflect the transactions and dispositions of the assets of the Company; (2) provide reasonable assurance that transactions are recorded as necessary to permit preparation of financial statements in accordance with generally accepted accounting principles, and that receipts and expenditures of the Company are being made only in accordance with authorisations of management and directors of the Company; and (3) provide reasonable assurance regarding prevention or timely detection of unauthorised acquisition, use, or disposition of the company's assets that could have a material effect on the financial statements.





### **Inherent Limitations of Internal Financial Controls over Financial Reporting**

Because of the inherent limitations of internal financial controls over financial reporting, including the possibility of collusion or improper management override of controls, material misstatements due to error or fraud may occur and not be detected. Also, projections of any evaluation of the internal financial controls over financial reporting to future periods are subject to the risk that the internal financial control over financial reporting may become inadequate because of changes in conditions, or that the degree of compliance with the policies or procedures may deteriorate.

### **Opinion**

In our opinion, to the best of our information and according to the explanations given to us, the Company has, in all material respects, an adequate internal financial controls system over financial reporting and such internal financial controls over financial reporting were operating effectively as at March 31, 2019, based on the internal control over financial reporting criteria established by the Company considering the essential components of internal control stated in the Guidance Note on Audit of Internal Financial Controls Over Financial Reporting issued by the Institute of Chartered Accountants of India.

### **Other Matter**

We did not audit the Internal Financial Control over Financial Reporting of ONE (1) branch included in the standalone financial statements of the Company. The adequacy of internal financial controls system over financial reporting and the operating effectiveness of such internal financial controls over financial reporting conducted by the branch auditor whose report has been furnished to us, and our opinion in so far as it relates to the amounts and disclosures included in respect of this branch, is based solely on the report of such branch auditor. Our opinion is not modified in respect of this matter.

#### **FOR M/s. CHANDRAN & RAMAN**

Chartered Accountants  
Firm Regn. No.000571S

#### **S. PATTABIRAMAN**

Partner  
M No.014309

#### **FOR M/s. PKKG BALASUBRAMANIAM & ASSOCIATES**

Chartered Accountants  
Firm Regn. No.001547S

#### **C. RAMESH**

Partner  
M No.025985

Place : Neyveli  
Date : 30<sup>th</sup> May 2019



**Annexure-III to Independent Auditors' Report**

**Comments in regard to the directions and sub-directions issued by the  
Comptroller and Auditor General of India**

<b>Directions u/s 143(5) of the Companies Act, 2013</b>	<b>Auditor's reply on action taken on the directions</b>	<b>Impact on financial statement</b>
1. Whether the Company has a system in place to process all the accounting transactions through IT system? If Yes, the implications of processing of accounting transactions outside IT system on the integrity of the accounts along with the financial implications, if any, may be stated.	The Company has implemented SAP ERP system for recording of its financial transactions other than Inventory management and Payroll processing. The Company continued to use the material management software for recording of inventory and payroll accounting for processing employee's salary.  Our examination of records did not reveal any transactions not coming within the purview of IT systems stated above.	NA
2. Whether there is any restructuring of any existing loan or cases of waiver/ write off of debts/loans/interest etc., made by a lender to the company due to the Company's inability to repay the loan? If yes, the financial impact may be stated.	During the year under audit, there were no cases of waiver/write off / restructuring of any debt /loan /interest etc.	NA
3. Whether funds received / receivable for specific schemes from Central / State agencies were properly accounted for / utilised as per its terms and conditions? List the cases of deviation.	The Company has received ₹ 2.19 crore as grants for various schemes from Central / State agencies and the same have been properly accounted for and utilised as per the terms and conditions stipulated.	NA
4. Whether the reconciliation and recognition of revenue has been done as per payment priority clause of Power Purchase Agreement and in line with Regulation of Central Electricity Regulatory Commission without extending rebate beyond a month?	The recognition of revenue has been done as per payment priority clause of Power Purchase Agreement.  The dues from the beneficiaries are being reconciled on a periodical basis.  Our verification of the records indicated the company is granting rebate to the beneficiary if the dues are settled within a period of 60 days from the date of Invoice.	NA

**FOR M/s. CHANDRAN & RAMAN**

Chartered Accountants  
Firm Regn. No.000571S

**S. PATTABIRAMAN**

Partner  
M No.014309

**FOR M/s. PKKG BALASUBRAMANIAM & ASSOCIATES**

Chartered Accountants  
Firm Regn. No.001547S

**C. RAMESH**

Partner  
M No.025985

Place : Neyveli  
Date : 30<sup>th</sup> May 2019



**BALANCE SHEET AS AT MARCH 31, 2019**

(₹ in crore)

Particulars	Notes	As at March 31, 2019	As at March 31, 2018
<b>ASSETS</b>			
<b>(1) Non-current assets</b>			
(a) Property, Plant and Equipment	2	11,678.18	10,567.85
(b) Intangible Asset	3	6.25	6.26
(c) Capital Work-In-Progress	4	8,735.64	6,876.12
(d) Asset under Development	5	117.80	199.05
(e) Financial Assets	6		
i) Investments	a	2,823.58	2,421.37
ii) Loans	b	42.60	67.45
(f) Other non-current assets	7	1,124.95	1,165.10
		<b>24,529.00</b>	<b>21,303.20</b>
<b>(2) Current Assets</b>			
(a) Inventories	8	1,464.38	1,688.90
(b) Financial Assets	9		
i) Trade receivables	a	4,606.19	3,366.15
ii) Cash and cash equivalents	b	13.82	12.63
iii) Other bank balances	c	303.34	266.02
iv) Loans	d	716.60	1,766.21
v) Other Financial Assets	e	48.71	46.03
(c) Income Tax Asset (Net)	10	692.96	777.72
(d) Other Current Assets	11	1,187.41	2,211.20
		<b>9,033.41</b>	<b>10,134.86</b>
<b>(3) Regulatory Deferral Account Debit Balances</b>	12	<b>1,119.93</b>	<b>1,068.35</b>
<b>Total Assets and Regulatory Deferral Account Debit Balance</b>		<b>34,682.34</b>	<b>32,506.41</b>
<b>EQUITY AND LIABILITIES</b>			
<b>Equity</b>			
(a) Equity Share Capital	13	1,386.64	1,528.57
(b) Other Equity	14		
i) Retained Earnings	a	8,843.46	9,551.61
ii) Other Reserves	b	2,281.23	2,254.40
		<b>12,511.33</b>	<b>13,334.58</b>
<b>Liabilities</b>			
<b>(1) Non-Current Liabilities</b>			
(a) Financial liabilities			
(i) Borrowings	15	8,316.51	6,050.29
(b) Deferred Tax Liabilities (Net)	16	2,093.47	1,877.42
(c) Other Non-Current Liabilities	17	1,235.81	1,010.64
		<b>11,645.79</b>	<b>8,938.35</b>
<b>(2) Current Liabilities</b>			
(a) Financial liabilities	18		
(i) Borrowings	a	3,668.00	1,457.80
(ii) Trade payables	b		
- Total outstanding dues of Micro and Small enterprises		15.89	17.88
- Total outstanding dues of creditors other than Micro and Small enterprises		1,972.18	1,534.63
(iii) Other Financial Liabilities	c	1,218.49	1,222.60
(b) Other Current Liabilities	19	701.75	858.71
(c) Provisions	20	510.10	657.78
		<b>8,086.41</b>	<b>5,749.40</b>
<b>(3) Regulatory Deferral Account Credit Balances</b>	21	<b>2,438.81</b>	<b>4,484.08</b>
<b>Total Equity and Liabilities and Regulatory Deferral Account Credit Balance</b>		<b>34,682.34</b>	<b>32,506.41</b>

Significant Accounting Policies

1

The Accompanying Notes 1 to 60 forms an integral part of the Financial Statements.

For and on behalf of the Board

**K. VISWANATH**  
COMPANY SECRETARY

**R. VIKRAMAN**  
DIRECTOR (HUMAN RESOURCE)

**RAKESH KUMAR**  
CHAIRMAN-CUM-MANAGING DIRECTOR &  
CFO/DIRECTOR (FINANCE), ADDL. CHARGE

Place : Neyveli

Date : 30.05.2019

This is the Balance Sheet referred to in our report of even date.

For **M/s. CHANDRAN & RAMAN**  
Chartered Accountants  
Firm Regn. No.000571S

For **M/s. PPKG BALASUBRAMANIAM & ASSOCIATES**  
Chartered Accountants  
Firm Regn. No.001547S

**S. PATTABIRAMAN**  
Partner

**C. RAMESH**  
Partner

Place : Neyveli

M.No.014309

M.No.025985

Date : 30.05.2019



**STATEMENT OF PROFIT AND LOSS FOR THE YEAR ENDED MARCH 31, 2019** (₹ in crore)

Sl. No.	Particulars	Notes	For the Year ended March 31, 2019	For the Year ended March 31, 2018
	<b>INCOME</b>			
I	Revenue from Operations	22	7,145.92	8,496.20
II	Other Income	23	913.35	586.85
III	<b>Total Income (I+II)</b>		<b>8,059.27</b>	<b>9,083.05</b>
	<b>EXPENSES</b>			
IV	Changes in Inventories	24	242.92	67.44
	Employee Benefit Expenses	25	2,963.68	3,081.96
	Finance costs	26	390.09	204.98
	Depreciation and Amortization expenses	27	745.72	861.15
	Other expenses	28	2,405.19	2,237.26
	<b>Total Expenses (IV)</b>		<b>6,747.60</b>	<b>6,452.79</b>
V	<b>Profit / (loss) before Exceptional, Tax &amp; Rate Regulatory Activity (III-IV)</b>		<b>1,311.67</b>	<b>2,630.26</b>
VI	<b>Net Movement in Regulatory Deferral Account Balances</b>	29	<b>859.41</b>	<b>(49.03)</b>
VII	<b>Profit / (loss) before Exceptional Item and Tax (V+VI)</b>		<b>2,171.08</b>	<b>2,581.23</b>
VIII	<b>Exceptional Items</b>	30	<b>35.21</b>	<b>(59.44)</b>
IX	<b>Profit / (loss) after Exceptional Item and before Tax (VII-VIII)</b>		<b>2,135.87</b>	<b>2,640.67</b>
X	<b>Tax Expense:</b>			
	(1) Current Tax			
	- Current Year Tax		288.27	464.08
	- Previous Year Tax		101.90	(0.24)
	- Tax Expenses/(savings) on Rate Regulated Account		262.69	(11.00)
	(2) Deferred tax		216.04	339.05
	<b>Total Tax Expenses (X)</b>		<b>868.90</b>	<b>791.89</b>
XI	<b>Profit / (loss) for the year (IX-X)</b>		<b>1,266.97</b>	<b>1,848.78</b>
XII	<b>Other Comprehensive Income</b>			
	A. Items not reclassified to Profit or Loss: (Net of Tax)	31	(34.20)	61.03
	1. Re-measurements of defined benefit plans			
XIII	<b>Total Comprehensive Income for the year (XI+XII)</b> <b>(Comprising profit/(loss) and other comprehensive income)</b>		<b>1,232.77</b>	<b>1,909.81</b>
XIV	<b>Earnings per Equity Share from continuing operations</b> <b>(before adjustment of Net Regulatory Deferral Balance):</b>			
	(1) Basic (in ₹)	32	4.52	12.34
	(2) Diluted (in ₹)		4.52	12.34
XV	<b>Earnings per Equity Share from continuing operations</b> <b>(after adjustment of Net Regulatory Deferral Balance):</b>			
	(1) Basic (in ₹)	32	8.54	12.09
	(2) Diluted (in ₹)		8.54	12.09

The Accompanying Notes 1 to 60 forms an integral part of the Financial Statements.

For and on behalf of the Board

**K. VISWANATH**  
COMPANY SECRETARY

**R. VIKRAMAN**  
DIRECTOR (HUMAN RESOURCE)

**RAKESH KUMAR**  
CHAIRMAN-CUM-MANAGING DIRECTOR &  
CFO/DIRECTOR (FINANCE), ADDL. CHARGE

Place: Neyveli

Date: 30.05.2019

This is the Statement of Profit and Loss referred to in our report of even date.

For **M/s. CHANDRAN & RAMAN**  
Chartered Accountants  
Firm Regn. No.000571S

For **M/s. PKKG BALASUBRAMANIAM & ASSOCIATES**  
Chartered Accountants  
Firm Regn. No.001547S

**S. PATTABIRAMAN**  
Partner  
M.No.014309

**C. RAMESH**  
Partner  
M.No.025985

Place: Neyveli

Date: 30.05.2019



**STATEMENT OF CHANGES IN EQUITY FOR THE YEAR ENDED MARCH 31, 2019**

A. Equity Share Capital						
Particulars	As at 01.04.2018		Movement during the year*		As at 31.03.2019	
	No. of Shares	Equity Share Capital par Value (₹ in crore)	No. of Shares	Equity Share Capital par Value (₹ in crore)	No. of Shares	Equity Share Capital par Value (₹ in crore)
<b>Equity Share Capital</b>	1,52,85,68,427	1,528.57	14,19,31,818	141.93	<b>1,38,66,36,609</b>	<b>1,386.64</b>

\* Represents shares bought back during the year.

**B. Other Equity** (₹ in crore)

Particulars	Retained Earnings and other Reserves							Total
	KFW interest differential Reserve	Contingency Reserve	General Reserve	Bond Redemption Reserve	Capital Redemption Reserve	PRMA Reserve Fund	Retained Earning	
<b>Balance as at 01.04.2018</b>	334.51	90.00	1,457.00	150.00	149.14	73.75	9,551.61	11,806.01
Changes in accounting policy or prior period errors	-	-	-	-	-	-	-	-
<b>Total Comprehensive Income for the year</b>								
Profit or loss	-	-	-	-	-	-	1,266.97	1,266.97
Other comprehensive income	-	-	-	-	-	-	(34.20)	(34.20)
<b>Total Comprehensive Income</b>	-	-	-	-	-	-	<b>1,232.77</b>	<b>1,232.77</b>
Dividend including dividend Tax	-	-	-	-	-	-	(807.02)	(807.02)
Appropriations	8.07	10.00	-	(150.00)	141.93	16.83	(26.83)	-
Other changes								
- Remeasurement Loss	-	-	-	-	-	-	-	-
- Buy back	-	-	-	-	-	-	(1,107.07)	(1,107.07)
<b>Balance as at 31.03.2019</b>	<b>342.58</b>	<b>100.00</b>	<b>1,457.00</b>	<b>-</b>	<b>291.07</b>	<b>90.58</b>	<b>8,843.46</b>	<b>11,124.68</b>

For and on behalf of the Board

**K. VISWANATH**  
COMPANY SECRETARY

**R. VIKRAMAN**  
DIRECTOR (HUMAN RESOURCE)

**RAKESH KUMAR**  
CHAIRMAN-CUM-MANAGING DIRECTOR &  
CFO/DIRECTOR (FINANCE), ADDL. CHARGE

Place: Neyveli

Date: 30.05.2019

This is Statement of changes in Equity referred to in our report of even date.

For **M/s. CHANDRAN & RAMAN**  
Chartered Accountants  
Firm Regn. No.000571S

For **M/s. PCKG BALASUBRAMANIAM & ASSOCIATES**  
Chartered Accountants  
Firm Regn. No.001547S

**S. PATTABIRAMAN**  
Partner  
M.No.014309

**C. RAMESH**  
Partner  
M.No.025985

Place: Neyveli

Date: 30.05.2019



**STATEMENT OF CASH FLOWS FOR THE YEAR ENDED MARCH 31, 2019**

(₹ in crore)

Particulars	For the year ended March 31, 2019		For the year ended March 31, 2018	
<b>A. CASH FLOW FROM OPERATING ACTIVITIES</b>				
Net Profit Before Tax		2,135.87		2,640.67
Adjustments for:				
<b>Less:</b>				
Profit on Disposal of Asset	18.24		0.64	
Dividend from NTPL	-		19.47	
Interest Income	271.91		108.57	
	290.15		128.69	
<b>Add:</b>				
Depreciation	745.72		861.15	
Buyback Expenses	6.75		-	
Other non cash charges	(79.08)		491.80	
Provision for fixed assets	10.14		9.54	
Loss on Disposal of assets	9.18		-	
Interest expense	390.09		204.98	
	1,082.80	792.65	1,567.47	1,438.77
Operating Profit before working capital changes		2,928.52		4,079.44
<b>Adjustments for :</b>				
Trade receivables		(1,360.50)		382.25
Loans & advances		(55.90)		(196.49)
Inventories & other current assets		1,108.51		(1,144.38)
Trade payables & other current liabilities		(1,713.81)		1,008.52
Cash Flow generated from Operations		906.82		4,129.34
Direct Taxes paid		(405.38)		(463.42)
Cash Flow Before Extraordinary Items		501.44		3,665.92
Grants received		(2.73)		94.82
Net Cash from operating activities		498.71		3,760.74
<b>B. CASH FLOW FROM INVESTING ACTIVITIES</b>				
Purchase of property, plant and equipment / preliminary expenses		(3,068.98)		(3,232.39)
Sale of property, plant and equipment / Projects from continuing operations		18.70		(0.08)
Sale/Purchase of Investments		(402.21)		-
Dividend Received		-		19.47
Interest Received		269.23		114.42
Net Cash used in investing activities		(3,183.28)		(3,098.58)
<b>C. CASH FLOW FROM FINANCING ACTIVITIES</b>				
Short Term Borrowings (Net)		2,210.20		(88.29)
Long Term Borrowings (Net)		2,236.30		1,848.94
Loans to subsidiary		1,070.00		(1,170.00)
Interest paid		(767.97)		(487.60)
Buyback of Equity Shares including Buyback Expenses		(1,255.76)		-
Dividend (including Dividend Tax)		(807.01)		(774.66)
Net Cash used/received in financing activities		2,685.76		(671.61)
<b>Net increase, decrease (-) Cash and Cash equivalents</b>		1.19		(9.44)
<b>Cash and cash equivalents as at the beginning of the year</b>		12.63		22.07
<b>Cash and cash equivalents as at the end of the year</b>		13.82		12.63
NOTE : (-) INDICATES CASH OUTFLOW.				
<b>DETAILS OF CASH AND CASH EQUIVALENTS</b>	<b>As at March 31, 2019</b>		<b>As at March 31, 2018</b>	
Cash In Hand	0.01		0.01	
Cash at Bank in Current Accounts	2.86		2.62	
Cash at Bank in Deposit Accounts	10.95		10.00	
<b>Total</b>	<b>13.82</b>		<b>12.63</b>	

For and on behalf of the Board

**K. VISWANATH**  
COMPANY SECRETARY

**R. VIKRAMAN**  
DIRECTOR (HUMAN RESOURCE)

**RAKESH KUMAR**  
CHAIRMAN-CUM-MANAGING DIRECTOR &  
CFO/DIRECTOR (FINANCE), ADDL. CHARGE

Place: Neyveli

Date: 30.05.2019

This is the Statement of Cash Flow referred to in our report of even date.

For **M/s. CHANDRAN & RAMAN**  
Chartered Accountants  
Firm Regn. No.000571S

For **M/s. PKKG BALASUBRAMANIAM & ASSOCIATES**  
Chartered Accountants  
Firm Regn. No.001547S

**S. PATTABIRAMAN**  
Partner  
M.No.014309

**C. RAMESH**  
Partner  
M.No.025985

Place: Neyveli

Date: 30.05.2019



**Note No. 1**

**NOTES TO THE FINANCIAL STATEMENTS**  
**For the year ended March 31, 2019**

**(Expressed in INR crore, unless otherwise stated)**

**Reporting entity**

NLC India Limited (formerly "Neyveli Lignite Corporation Limited") ("NLC" or "the Company"), is a Government Company registered under the erstwhile Companies Act, 1956 with its registered office located at First Floor, No. 8, Mayor Sathyamurthy Road, FSD, Egmore Complex of FCI, Chetpet, Chennai - 600031 and is listed with the Bombay Stock Exchange Ltd and the National Stock Exchange of India Ltd. NLC is engaged in the business of mining of lignite and generation of power by using lignite as well as Renewable Energy Sources.

**Basis of preparation**

**a. Statement of compliance**

The financial statements have been prepared in accordance with Indian Accounting Standards ('Ind AS') notified under the Companies (Indian Accounting Standards) Rules, 2015, the relevant provisions of the Companies Act, 2013 and the Electricity Act, 2003.

The financial statements have been prepared on a historical cost basis, except otherwise stated.

The financial statements are presented in Indian Rupees ('INR') which is also the Company's functional currency. All amounts are rounded to the nearest crore, except otherwise indicated.

**b. Use of Estimates and Judgements**

The preparation of financial statements requires estimates and assumptions to be made that affect the reported amount of assets and liabilities on the date of the financial statements and the reported amount of revenues and expenses during the reporting period. Although these estimates are based on the management's best knowledge of current events and actions, uncertainty about these assumptions and estimates could result in the outcomes, requiring a material adjustment in the carrying amounts of assets or liabilities in the future periods. Difference between the actual results and estimates are recognised in the financial year in which the results are known or materialised.

**c. Current and Non-Current classification**

The Company presents assets and liabilities in the balance sheet based on current/non-current classification.

An asset is current when it is:

- Expected to be realised or intended to be sold or consumed in normal operating cycle;
- Held primarily for the purpose of trading;
- Expected to be realised within twelve months after the reporting period; or
- Cash or cash equivalent unless restricted from being exchanged or used to settle a liability for at least twelve months after the reporting period.

All other assets are classified as non-current.

A liability is current when:

- It is expected to be settled in normal operating cycle;
- It is held primarily for the purpose of trading;
- It is due to be settled within twelve months after the reporting period; or
- There is no unconditional right to defer settlement of the liability for at least twelve months after the reporting period.

All other liabilities are classified as non-current.

Deferred tax assets/liabilities are classified as non-current.

## Significant Accounting Policies

### I. Property, Plant and Equipment

#### Recognition and measurement

Items of property, plant and equipment are measured at cost less accumulated depreciation and accumulated impairment losses, if any. Cost of acquisition is inclusive of taxes, duties, freight, installation and allocated incidental expenditure during construction/acquisition and necessary adjustments in the year of final settlement. The cost of Property, Plant and Equipment also includes the present value of obligations arising, if any, from decommissioning, restoration and similar liabilities related to the same. The present value of those costs (decommission and/or restoration costs) is capitalised as an asset and depreciated over the useful life of the asset.

In accordance with Ind AS 101, the Company has availed the exemption where in the carrying value of the PPE as per Previous GAAP has been treated as the deemed cost on the date of transition to Ind AS.

If significant parts of an item of property, plant and equipment have different useful lives, they are accounted for as separate items (major components) of property, plant and equipment. Items costing more than 25% of the original cost of the whole of the asset(s) are only considered as significant part.

Cost of a self-constructed item of property, plant and equipment includes the cost of materials, direct labor, and any other costs including borrowing cost and overhead expenses directly attributable to bringing the assets to the location and condition necessary for it to be capable of operating in the manner intended by the management. Indirect expenses relating to construction of property, plant and equipment incurred till they are ready for their intended use are identified and allocated on a systematic basis to the cost of related assets.

#### Life Extension Programme of Thermal Stations

Expenditure on Life Extension Programme (LEP) of Thermal Power Stations resulting in increased life and/or efficiency of an existing asset is added to the carrying cost of related asset and depreciated over the estimated extended life of the unit from the completion of original life / from the date of synchronisation of the unit as the case may be.

#### Machinery Spares

Initial spares purchased along with property, plant and equipment are capitalised and depreciated along with the main asset.

Spares purchased subsequent to commissioning of the asset which meets the requirements set out in Ind AS 16 and costing INR 0.50 crore and above are treated as Property, Plant & Equipment.

#### Capitalisation of Land

- (a) **Freehold Land:** Land acquired for mining, thermal plants, wind mills, solar plants and other related purposes including for establishing townships is in accordance with and subject to the provisions of the Land Acquisition Act, 1894 and Right to Fair Compensation and Transparency in Land Acquisition, Rehabilitation and Resettlement Act, 2013. The cost of the said land is capitalised on the date of taking over the possession/ transfer of title deed in favour of the company
- (b) **Lease hold Land:** Land is taken on lease as per the provisions under Coal Bearing Area (Acquisition and Development) Act, 1957. The said leasehold land is capitalised when the entire land / substantial portion of land is ready for development and mining activity.

#### Capitalisation

##### a) Specialised Mining Equipment

Successful completion of eight effective working hours on load test excluding minor stoppage is the criteria followed in respect of the assets covering Specialised Mining Equipment System viz., Bucket Wheel Excavator, Conveyor, Tripper, Transfer Feeder and Spreader for capitalisation and commencement of depreciation charge and revenue recognition. The entire test shall be completed within twelve hours from the time of starting of the test including minor stoppages.



**b) Power Generation Unit**

Test and trial production for Thermal Power Generation unit commences from the date of synchronisation and goes up to the date of commercial commissioning. Provisional take over date of the Turbo-generator pursuant to seventy two hours full load operation is deemed as the date of commercial operation date (COD) for commissioning of the units. Depreciation charge commences from the date of COD. Direct expenses and interest charges incurred during the test and trial run are capitalised and the revenue from Sale of Power, if any, earned during that period is abated to the capital cost of the project.

**c) Wind turbine Generators (WTG)**

Each WTG is capitalised on the date on which it is connected to grid based on the commissioning and acceptance certificate issued by DISCOM's. Depreciation charge commences from the date of capitalisation.

**d) Solar Power Plant**

Solar Power Plants are capitalised on the date on which it is connected to grid. Net pre-commissioning income/expenditure are adjusted directly in the cost of related assets.

**e) Other Assets**

Other assets are capitalized when they are available for the use as intended by the management.

**Depreciation / Amortisation**

Depreciation is provided on cost of the property, plant and equipment net of estimated residual values over their estimated useful lives and is recognised in the Statement of Profit and Loss. Freehold land is not depreciated.

The cost of the land taken on lease is amortized from the date of commencement of commercial operation over the estimated useful life of the mine or life of the linked thermal power plant originally estimated whichever is less.

**Depreciation is provided for under straight line method as indicated below:-**

Description of Assets covered	Basis
i. (a) Assets of Thermal Power Stations excluding vehicles other than Ash Tippers  (b) Wind Turbine Generator (WTG) and Solar Power Plants.  (c) Life Extension Programme ('LEP') Assets.	The Company follows the provisions of the Electricity Act 2003. Depreciation is as per the rates / guidelines prescribed by Central Electricity Regulatory Commission (CERC) pursuant to provisions of Electricity Act 2003.  As per the estimated life of the plant in line with guidelines issued by Ministry of New and Renewable Energy ('MNRE')/CERC/SERC as applicable.  Life assessed as per technical estimate / life approved by CERC/SERC.
ii. Residential Buildings	At useful life prescribed in Schedule II to the Companies Act, 2013.
iii. Buildings:  Non-residential Buildings  Plant & Machinery : CME other than dozers and pipe layers, Workshop machinery, pumps GWC & SWC pipes and Civil construction machinery.	At higher of technically assessed life or useful life prescribed in Schedule II to the Companies Act, 2013.

iv. Specialised Mining Equipment :	At technically assessed life
v. Other Assets	At useful life prescribed in Schedule II of the Companies Act, 2013.
vi. Decommissioning cost capitalised with Property, Plant and Equipment	Depreciated similar to that of the Parent Asset
vii. Spares treated as PPE	Residual life of the parent asset
viii. Asset costing less than ₹ 5,000	Fully depreciated in the year the asset is available for use

Property, plant and equipment relating to Research and Development are depreciated in a like manner as any other asset of the Company.

In the year of commissioning/retirement of assets, depreciation is calculated on pro-rata basis recognized from the month of capitalisation.

#### **Amortisation of Mine Development Cost**

Overburden removal and related costs are classified as mine development cost under Capital Work In Progress till achievement of quantity parameters as laid down for each project. On achievement of such quantity parameters, the mine development cost are capitalized as a 'Mining Development Cost'.

For the mines which are directly linked to feeding Thermal Power Plants, such "Mine Development Cost" are amortised over the estimated life of the mine or the life originally /initially approved for the linked thermal power plant whichever is lesser. For the mines which are not directly linked to any specific feeding Thermal Power Plants, Such "Mine Development Cost" are amortised over the life estimated by the Management from the declaration of commercial operation. The Management undertakes a review of implementation of the mining projects from time to time. On such a review, a project which is under implementation is integrated with an existing mine in operation, if so warranted as per the technical assessment. The mine development expenditure, up to the date of such integration with an existing mine, is charged off to the statement of profit and loss in the year of such integration.

#### **Derecognition**

The gain or loss arising from the derecognition of an item of property, plant and equipment is be included in the Statement of Profit and Loss.

## **II. Intangible Assets**

### **Recognition and measurement**

The Company recognises an intangible asset and measures that at cost if, and only if:

- It is probable that the expected future economic benefits that are attributable to the asset will flow to the entity; and
- the cost of the asset can be measured reliably.

Research and development Cost - Research costs are expensed as and when incurred. Development cost, if reliably measurable, on an individual project are recognised as an intangible asset when the Company can demonstrate the requirements as specified in Ind AS 38 are met.

Other intangible assets - Other Intangible Assets including Computer software that are acquired by the Company for an amount more than ₹10 lakh and have finite useful lives are measured at cost .

### **Subsequent expenditure**

Subsequent expenditure is capitalised only when it increases the future economic benefits embodied in the specific asset to which it relates.

The estimated useful lives of intangible assets are as follows:

Development Cost (Internally generated projects)	Over the estimated useful life.
Expenditure during projects and subsequent expenditure	Over the residual life of the parent asset
Software costing more than INR 10 lakh	5 years

Gains or losses arising from derecognition of an intangible asset are recognised in the Statement of Profit and Loss.

### III. Inventories

Inventories are valued at the lower of cost and net realizable value.

Stock Items	Basis
Lignite	At absorption cost excluding allocated administration charges and social overhead.
Stores and Spares including light diesel oil, heavy furnace oil	At weighted average acquisition cost
Fly ash brick	At absorption cost
Waste product, used belt reconditioned, Stores and Spares discarded for disposal, medicines and canteen Stores	Nil
Goods in Transit including goods received but pending inspection/acceptance	Cost

Net realisable value is the estimated selling price in the ordinary course of business, less estimated costs of completion and the estimated costs necessary to make the sale.

### IV. Mine closure expenditure

Concurrent mine closure expenses are accounted as and when incurred. The annual cost of mine closure is calculated and accounted on the basis of guidelines for preparation of mine closure plan issued by Ministry of Coal.

### V. Prepaid expenses

Expenses are accounted under prepaid expenses only where the amounts relating to unexpired period exceed INR 1 crore in each case.

### VI. Financial Instruments

#### Non-derivative financial assets

#### Initial recognition and measurement

Financial assets are recognised at its fair value plus or minus, in the case of a financial asset not at fair value through profit and loss, transaction costs that are directly attributable to the acquisition of the financial asset.

#### Subsequent measurement

Financial assets measured at amortised cost:

A financial asset is subsequently measured at amortised cost, using the effective interest method and net of any impairment loss, if:

- the asset is held within the business model whose objective is to hold assets in order to collect contractual cash flows; and
- the contractual terms of the financial asset give rise, on specified dates, to cash flows that are solely payments of principal and interest.

The Company's financial assets consist of staff advances, investment in bonds, trade receivables, etc

### **Investment in Subsidiaries**

A Subsidiary is an entity controlled by the Company. Control exist when the company has power over the entity, is exposed, or has rights to variable returns from its involvement with the entity and has the ability to affect those returns by using its power over the entity.

Power is demonstrated through existing rights that give the ability to direct relevant activities, those which significantly affect the entity's returns.

Investments in subsidiaries are carried at cost. The cost comprises price paid to acquire investment and directly attributable cost.

### **Investment in Joint Ventures and Associates**

A joint venture is a type of joint agreement whereby the parties that have joint control of the agreement have rights to the net assets of the joint ventures. Joint control is the contractually agreed sharing of control of an arrangement, which exists only when decisions about the relevant activities require unanimous consent of the parties sharing control.

Investments in joint ventures and associates are carried at cost. The cost comprises price paid to acquire investment and directly attributable cost.

### **Derecognition**

Financial assets are derecognised when and only when:

- the contractual rights to the cash flows from the financial asset expire, or
- the right to receive cash flows from the asset has been transferred; or
- the contractual right to receive the cash flow is retained and also an obligation to pay the received cash flows in full without material delay to a third party under an arrangement is assumed.

### **Non-derivative financial liabilities**

#### **Initial recognition and measurement**

Financial liabilities are recognised initially on the trade date at which the Company becomes a party to the contractual provisions of the instrument. All financial liabilities are recognised initially at fair value and, in the case of loans and borrowings and payables, net of directly attributable transaction costs. The Company's financial liabilities include trade and other payables, borrowings, etc.

#### **Subsequent measurement**

##### **Financial liabilities measured at amortised cost**

After initial recognition, interest-bearing loans and borrowings are subsequently measured at amortised cost using the Effective Interest Rate ('EIR') method. Gains and losses are recognised in profit and loss when the liabilities are derecognised as well as through the EIR amortisation process. Amortised cost is calculated by taking into account any discount or premium on acquisition and fees or costs that are an integral part of the EIR. The EIR amortisation is included as finance costs in the Statement of Profit and Loss.

### **Derecognition**

A financial liability is derecognised upon extinguishment of such liability, i.e., through discharge or cancellation or expiration of the obligation under the liability. An exchange of debt instruments with substantially different terms or a substantial modification of the terms of the existing financial liability or part of it shall be accounted for as extinguishment of original financial liability and recognition of new financial liability. Any differences arising between the respective carrying amount is recognised in the Statement of Profit and Loss.

### **Offsetting of financial instruments**

Financial asset and financial liability are offset and the net amount presented in the balance sheet when, and only when the Company:

- currently has a legally enforceable right to set off the recognised amounts; and
- Intends either to settle on a net basis, or to realise the asset and settle the liability simultaneously.

## **VII. Impairment**

### **Financial assets (including receivables)**

Expected loss are measured and provided either at an amount equal to (a) 12 month expected losses; or (b) lifetime expected losses. If the credit risk of the financial instrument has not increased significantly since inception, then an amount equal to 12 month expected loss is provided. In other cases, lifetime credit losses shall be provided.

### **Non-financial assets**

The carrying amounts of the Company's non-financial assets, are reviewed at each reporting date to determine whether there is any indication of impairment. If any such indication exists, then the asset's recoverable amount is estimated.

Impairment losses are provided for Cash Generating Units (CGU) and also for individual assets.

Impairment losses recognised in respect of CGUs are allocated first to reduce the carrying amount of any goodwill allocated to the units, and then to reduce the carrying amounts of the other assets in the unit (Company of units) on a pro rata basis.

Impairment loss of individual assets being the excess of the carrying amount over its recoverable amount is recognised in the Statement of Profit & Loss.

On review of impairment loss at the end of each reporting period any decrease in or non-existence of impairment loss are recognised accordingly.

## **VIII. Fair value measurement**

Fair value is the price that would be received to sell an asset or paid to transfer a liability in an orderly transaction between market participants at the measurement date. Fair value measurement is the use of fair value at the measurement date in measuring the assets and liabilities of an entity. The Company opts not to follow fair value measurement except where it is required to follow as per Ind AS 113 viz, in respect of financial assets and financial liabilities.

## **IX. Preliminary project development expenditure**

Preliminary project development expenditure includes expenditure on feasibility and other studies, development expenditure, expenditure on exploration works, technical knowhow etc. The cost of the project is transferred to capital as and when implemented. In case such projects are identified for transfer of business by Govt. of India the expenditure incurred will be recovered from the prospective buyer. If the projects are abandoned with reference to Government orders or otherwise, such expenditure are charged to the Statement of Profit and Loss in the respective years.

## **X. Government / Other Grants**

### **Related to assets**

Grants related to assets are presented in the balance sheet by setting up the grant as deferred income when there is reasonable assurance that they will be received and the company will comply with the conditions associated with the grant. The deferred income is recognised in statement of profit and loss on a systematic basis over the useful life of the asset.

### **Related to income**

Grants related to income are those which are not related to assets are recognised in profit and loss on a systematic basis over the periods in which the entity recognises as expenses the related costs for which the grants are intended to compensate or when the conditions related to the grant is fulfilled.

## **XI. Employee benefits**

### **Short term employee benefits**

Short-term employee benefits are expensed as the related service is provided. A liability is recognized for the amount expected to be paid if the Company has a present, legal or constructive obligation to pay this amount as a result of past service provided by the employee and the obligation can be estimated reliably. Short term employee benefits comprises of wages, salaries, incentives, short term leave salary etc.

### **Post-employment benefits**

Obligations for contributions to post-employment benefits are expensed as and when the related service are provided.

The Company's liability towards Gratuity, Post Retirement Medical Facilities, Transport Allowance for settlement at home town, Earned Leave, Half-Pay Leave, and Provident Fund are considered as Defined Benefit Plan and provided for in accordance with the Guidelines issued by Department of Public Enterprises.

Contribution towards Provident Fund and Gratuity is recognised as per the valuation made by an Independent Actuary and these amounts are funded to the respective Trust/Institution.

Contribution towards Post-Retirement Medical Benefit Scheme comprising of fixed amount of annual assistance (PRMA) in respect of employees retired prior to 1<sup>st</sup> January 2007 and Premium towards Post-Retirement Medical Insurance (PRMI) are treated as Defined Contribution Plans.

The Company's net obligation in respect of defined benefit plans is calculated separately for each plan by estimating the amount of future benefit that employees have earned in the current and prior periods, discounting that amount and deducting the fair value of the plan assets.

The amount of defined benefit obligations is computed quarterly and annually by an independent actuary using the projected unit credit method and accounted accordingly.

Re-measurements of the net defined benefit liability, which comprise actuarial gains and losses, the return on plan assets (excluding interest) and the effect of the asset ceiling (if any, excluding interest), are recognised immediately in Other Comprehensive Income (OCI). Net interest expense/income, service cost and other expenses related to defined benefit plans are recognised in profit and loss.

When the benefits of a plan are changed or when a plan is curtailed, the resulting change in benefit that relates to past service or the gain / loss on curtailment is recognised immediately in profit and loss. The Company recognises gains and losses on the settlement of a defined benefit plan when the settlement occurs.

### **Termination benefits**

Terminal benefits like Voluntary Retirement Service are expensed when the Company can no longer withdraw the offer of those benefits. If benefits are not expected to be settled wholly within 12 months of the reporting date, then they are discounted. Liability towards VRS are booked in the year of exercise of option by the employee upto the date of closure of each offer in accordance with terms and conditions of each offer.

### **XII. Allocation of common charges/social overhead expenses**

These are allocated to production units based on salaries and wages of these units.

### **XIII. Prior period items, Accounting estimates and effect of change in Accounting Policy.**

Prior period items/errors of material nature are corrected retrospectively by restating the comparative amounts for the prior period(s) presented in which the error occurred. If the prior period error found material occurred before the earliest period presented, the opening balances of assets, liabilities and equity for the earliest period presented, are restated.

The effect of change in accounting estimate is recognised prospectively in the Statement of Profit and Loss except where they relate to assets and liabilities, the same is recognised by adjusting the carrying amount of related assets/liability/equity in the period of change.

Changes in accounting policy due to initial application of Ind AS are dealt with in accordance with specific transitional provisions, if any in Ind AS. In other cases, the changes in accounting policy are done retrospectively; the application of such change is limited to the earliest period practicable.

### **XIV. Events occurring after the balance sheet date**

Events of material nature occurring after the balance sheet date are those events that occur between the end of the reporting period and the date when the financial statements are approved by the Board of Directors. Such events are disclosed or given effect to in the financial statements as provided for in Ind AS 10.

### **XV. Revenue Recognition**

Revenue from Operation includes (i) sale of Power generated by Thermal Power Stations, ii) sale of power generated from renewable energy sources such as wind and solar, iii) sale of lignite and iv) sale of by products & joint products and v) consultancy & management services relating to mining and power generation.

Revenue is recognised as per IndAS-115 when the following criteria are met

- (a) the parties to the contract have approved the contract (in writing, orally or in accordance with other customary business practices) and are committed to perform their respective obligations;
- (b) the entity can identify each party's rights regarding the goods or services to be transferred;
- (c) the entity can identify the payment terms for the goods or services to be transferred;
- (d) the contract has commercial substance (i.e., the risk, timing or amount of the entity's future cash flows is expected to change as a result of the contract); and
- (e) it is probable that the entity will collect the consideration to which it will be entitled in exchange for the goods or services that will be transferred to the customer. In evaluating whether collectability of an amount of consideration is probable, an entity shall consider only the customer's ability and intention to pay that amount of consideration when it is due. The amount of consideration to which the entity will be entitled may be less than the price stated in the contract if the consideration is variable because the entity may offer the customer a price concession.

### **Sale of power generated by Thermal Power Stations**

Sale of power is accounted in accordance with the provisions of the Electricity Act, 2003, wherein the tariff rates are approved by the Central Electricity Regulatory Commission (CERC)/ State Electricity Regulatory Commission (SERC).

The Company adopts the tariff rates as approved by CERC for the sale of power. Such Tariff rates includes lignite transfer price which is subject to revision as calculated by the company from time to time in accordance with guidelines issued by Ministry of Coal.

In case where the tariff rates are yet to be approved, provisional tariff rates, calculated on the basis of Ministry of Coal guidelines on lignite transfer price for energy charges and other relevant CERC's guidelines, for capacity charges are adopted.

Exchange differences arising from settlement of monetary items denominated in foreign currency to the extent recoverable from or payable to beneficiaries for the current accounting period as per the CERC Tariff Regulations are accounted for as Revenue / Expenditure, respectively.

Rebates / discounts allowed to beneficiaries / customers for early payment incentives are netted off with the amount of revenue from operations.

### **Sale of Un-requisitioned Surplus Power**

Sale of surplus power (if any) which is traded through power exchange on consent from the beneficiaries is accounted net off sharing of any gain arising from such sale.

### **Sale of Power through Renewable Energy Sources**

Revenue from sale of solar energy and wind energy are recognized in accordance with the price agreed under the Power Purchase Agreement (PPA) and in accordance with the orders passed by the respective State Electricity Regulatory Commission (SERC).

### **Sale of Lignite**

Sale of Lignite, by e-auction sales has been reckoned to the extent of amount received. Sale of Lignite other than by e-auction is recognised in accordance with the agreement entered into with the respective parties.

### **Consultancy, Technical and Management Services**

Revenue from consultancy, technical and management services is recognised in proportion to the stage of completion of the transaction at the reporting date. The stage of completion is assessed based on the agreement with service recipient.

### **Other Income**

Other income includes interest income, insurance claims, surcharge, dividend income and income from sale of Scrap.

### **Interest income**

Interest income with respect to advances provided to employees is recognised using the effective interest method. The 'effective interest rate' is the rate that exactly discounts estimated future cash payments or receipts through the expected life of the financial instrument to the gross carrying amount of the financial asset.

In calculating interest income, the effective interest rate is applied to the gross carrying amount of the asset (when the asset is not credit-impaired). However, for financial assets that have become credit-impaired subsequent to initial recognition, interest income is calculated by applying the effective interest rate to the amortised cost of the financial asset. If the asset is no longer credit-impaired, then the calculation of interest income reverts to the gross basis.

Interest income due on income tax recoverable is recognised in the year of acceptance of the claim.

### **Insurance claims**

Insurance claims are recognized in the period in which there is acceptance of the claim.



### **Surcharge**

The interest/surcharge on late payment/overdue sundry debtors on thermal power is recognised based on agreement with beneficiaries. On renewable power the same is recognised based on realisation / certainty of realization.

### **Dividend Income**

Dividend income is recognised when the shareholder's right to receive payment is established.

### **Scrap Sale**

Scrap is accounted for as and when sold.

## **XVI. Foreign currency transactions**

### **Initial recognition and measurement**

Foreign currency transaction is recorded in the functional currency, by applying to the foreign currency exchange rate between the functional currency and the foreign currency at the date of the transaction.

### **Subsequent measurement**

Foreign currency monetary items are translated at the closing rate at the end of each reporting period.

### **Recognition of exchange gain/loss**

Exchange differences arising on the settlement of monetary items or on translating monetary items at rates different from those at which they were recorded on initial recognition during the period or translated in previous financial statements are recognised in profit and loss in the period in which they arise.

The Company has availed the exemption provided under Ind AS from recognising in the Statement of Profit and Loss the exchange difference arising on translation of long term foreign currency monetary items recognised in the financial statements prior to 31st March 2016 as per the previous GAAP and continues to capitalise the same.

## **XVII. Income taxes**

Income tax expense comprises current and deferred tax. It is recognised in profit and loss except to the extent that it relates to a business combination, or items recognised directly in equity or in OCI.

### **Current tax**

Current tax comprises the expected tax payable or receivable on the taxable income or loss for the year and any adjustment to the tax payable in respect of previous years. The amount of current tax payable is the best estimate of the tax amount expected to be paid or received that reflects uncertainty related to income taxes, if any. It is measured using tax rates enacted or substantively enacted at the reporting date. Current tax assets and liabilities are offset only if certain criteria are met.

### **Deferred tax**

Deferred tax is recognised in respect of temporary differences between the carrying amounts of assets and liabilities for financial reporting purposes and the amounts used for taxation purposes. Deferred tax is not recognised for:

- temporary differences on the initial recognition of assets or liabilities in a transaction that is not a business combination and that affects neither accounting nor taxable profit and loss;
- temporary differences related to investments in subsidiaries to the extent that the Company is able to control the timing of the reversal of the temporary differences and it is probable that they will not reverse in the foreseeable future; and

Deferred tax assets are recognised for unused tax losses, unused tax credits and deductible temporary differences to the extent that it is probable that future taxable profits will be available against which they can be used. Deferred tax assets are reviewed at each reporting date and are adjusted accordingly.

Unrecognised deferred tax assets are reassessed at each reporting date and recognized to the extent that it has become probable that future taxable profits will be available against which they can be used.

Deferred tax is measured at the tax rates that are expected to be applied to temporary differences when they reverse, using tax rates enacted or substantively enacted at the reporting date.

Deferred tax assets and liabilities are offset only if certain criteria(s) set out in Ind AS 12 are met.

## **XVIII. Borrowing cost**

Borrowing costs consist of interest and other costs that an entity incurs in connection with the borrowing of funds. Borrowing cost also includes exchange differences in respect of long term foreign currency liabilities of the respective asset to the extent regarded as an adjustment to the borrowing costs.

Borrowing costs (net of interest earned on temporary investments) directly attributable to the acquisition, construction or production of an asset that necessarily takes a substantial period of time to get ready for its intended use or sale are capitalised as part of the cost of the asset. Interest is computed on weighted average cost of funds deployed. When Company borrows funds generally and uses them for the purpose of obtaining a qualifying asset, the capitalisation of the borrowing costs is computed based on the weighted average cost of general borrowing that are outstanding during the period and used for qualifying asset.

All other borrowing costs are expensed in the year in which they occur.

## **XIX. Leases**

### **Finance lease**

Leases of property, plant and equipment that transfer to the Company substantially all of the risks and rewards of ownership are classified as finance leases. The leased assets are measured initially at an amount equal to the lower of their fair value and the present value of the minimum lease payments. Subsequent to initial recognition, the assets are accounted for in accordance with the accounting policy applicable to that asset.

Assets held under other leases are classified as operating leases and the lease rentals are recognized as expenses in the Statement of Profit and Loss on a straight line basis.

## **XX. Provisions and Contingent Liability**

### **Recognition and measurement**

A provision is recognised when the Company has a present obligation as a result of a past event and it is probable that an outflow of resources will be required to settle the obligation and in respect of which a reliable estimate can be made. The amount recognised as a provision is the best estimate of the expenditure required to settle the present obligation at the end of the reporting period. Provisions are not discounted to present value.

Contingent Liability is not provided for in the accounts and are disclosed by way of notes.

## **XXI. Cash and cash equivalents**

Cash and cash equivalents in the balance sheet comprise cash at banks and on hand and short-term deposits with an original maturity of three months or less, which are subject to an insignificant risk of changes in value.

## **XXII. Earnings per share**

The Company presents basic and diluted earnings per share (EPS) data for its ordinary shares.



Basic EPS is calculated by dividing the profit or loss attributable to ordinary shareholders of the Company by the weighted average number of ordinary shares outstanding during the period, adjusted for own shares held.

Diluted EPS is calculated by taking the weighted average number of ordinary shares which is calculated for basic earnings per share and adjusted to the weighted average number of ordinary shares that would be issued on the conversion of all the dilutive potential ordinary shares into ordinary shares. Dilutive potential ordinary shares are deemed to have been converted into ordinary shares at the beginning of the period or, if later, the date of the issue of the potential ordinary shares.

### **XXIII. Operating segments**

Segment reports are prepared in accordance with Ind AS 108. The operating segments used to present segment information are identified on the basis of internal reports used by the Company's Management to allocate resources to the segments and assess their performance. The Board of Directors is collectively the Company's 'Chief Operating Decision Maker' or 'CODM' within the meaning of Ind AS 108.

The operating segments have been identified on the basis of the nature of products / services.

Revenue directly attributable to the segments is considered as segment revenue. Expenses directly attributable to the segments and common expenses allocated on a reasonable basis are considered as segment expenses.

### **XXIV. Dividend**

Dividends and interim dividends payable to Company's shareholders are recognised as changes in equity in the period in which they are approved by the shareholders' meeting and the Board of Directors respectively.

### **XXV. Cash Flow Statement**

Cash flow statement is prepared as per indirect method prescribed in the Ind AS 7 'Statement of Cash Flow'.

### **XXVI. Regulatory Deferral Accounts**

Income / Expense recognised in the statement of profit and loss to the extent recoverable from / payable to the beneficiaries in the subsequent periods as per CERC tariff regulations are recognised as Regulatory Deferral Account balances. Regulatory Deferral Account balances are adjusted from the year in which the same become recoverable from / payable to the beneficiaries.

Pending the disposal of review/ appeal petitions filed by the Company against adverse orders before CERC / SERC / Other Appellate Authorities, the impact of the said orders are considered under Regulatory Deferral Account in the statement of profit and loss of the respective financial year. In case of appeal by the beneficiary against the CERC/SERC orders, the impact on the same is not considered as Regulatory Deferral liability and disclosed under Contingent Liability.

Regulatory Deferral Account Balances are reviewed and evaluated at each balance sheet date to ensure the underlying activities meet the recognition criteria and it is probable that future economic benefits associated with such balances will flow to the entity. If this criterion are not met this Regulatory Deferral Account Balances are derecognised.

Regulatory Deferral Account Balances are presented as separate line item in the Balance Sheet. The movement in the Regulatory Deferral Account Balances for the reporting period is presented as a separate line item in the Statement of Profit and Loss.

**FOR M/s. CHANDRAN & RAMAN**  
Chartered Accountants  
Firm Regn. No. : 000571S

**FOR M/s. PPKG BALASUBRAMANIAM & ASSOCIATES**  
Chartered Accountants  
Firm Regn. No.: 001547S

**S. PATTABIRAMAN**  
Partner  
M No. 014309

**C RAMESH**  
Partner  
M No. 025985

**Notes to Standalone Financial Statements**

**NON-CURRENT ASSETS**

**Property, Plant and Equipment**

**Particulars**

(₹ in crore)

Note No.	Description	Gross Block				Accumulated Depreciation & Amortisation				Net Block	
		As at 01.04.2018	Additions/Transfers	Disposals/Trans./Adj.	As at 31.03.2019	As at 01.04.2018	Withdrawals/Trans./Adj.	For the Year	As at 31.03.2019	As at 31.03.2019	As at 01.04.2018
2	Land *	780.38	84.87	0.00	865.25	-	-	-	-	865.25	780.38
	Roads	106.70	1.04	0.63	107.11	40.39	0.38	17.77	57.78	49.33	66.31
	Buildings	427.48	16.38	2.58	441.28	34.74	0.38	4.75	39.11	402.17	392.73
	Electrical Installations	187.98	6.66	0.90	193.74	76.55	0.11	21.11	97.55	96.19	111.43
	Water Supply & Drainage	102.23	4.55	1.21	105.57	33.47	0.41	14.48	47.54	58.03	68.76
	Plant & Machinery **	10,211.18	1753.28	17.57	11,946.89	1,688.53	3.94	636.70	2,321.29	9,625.60	8,522.64
	Furniture & Equipment	45.11	11.48	0.65	55.94	10.79	0.25	5.97	16.51	39.43	34.33
	Vehicles	40.89	2.30	0.58	42.61	16.65	0.23	5.26	21.68	20.93	24.24
	Assets Costing ₹ 5000 and below	0.89	0.64	-	1.53	0.89	-	0.64	1.53	-	-
	Mine Development										
	Mine-I	206.97	-	-	206.97	71.98	-	15.00	86.98	119.99	134.99
	Mine-IA	91.74	-	-	91.74	14.21	-	8.61	22.82	68.92	77.53
	Mine-II	348.51	-	-	348.51	92.58	-	16.00	108.58	239.93	255.93
	Barsingsar Mine	110.85	-	-	110.85	12.28	-	6.16	18.44	92.41	98.57
	<b>Total</b>	<b>12,660.91</b>	<b>1,881.20</b>	<b>24.12</b>	<b>14,517.99</b>	<b>2,093.06</b>	<b>5.70</b>	<b>752.45</b>	<b>2,839.81</b>	<b>11,678.18</b>	<b>10,567.85</b>
	Previous Year	10,857.94	1,815.76	12.79	12,660.91	1,235.54	0.62	858.15	2,093.06	10,567.85	

\* In respect of land acquired by the company during the periods 1956 to 1977 and 1997 to 2001, ownership is subject to certain restrictions imposed through the assignment deeds and through the Tamil Nadu Acquisition of Land for Industrial Purpose Act, 1997 respectively.

\*\* Includes assets belonging to Ministry of Coal obtained under Coal Science & Technology Projects and Machinery spares. This also includes residual value of assets considered as addition to the assets under Life extension programme.

Depreciation on Renewable Assets has been considered with 5% residual value in line with guidelines of MNRE/SERC.

There is no impairment loss identified for the assets during the year.

**Intangible Assets**

(₹ in crore)

Note No.	Description	Gross Block				Accumulated Depreciation				Net Block	
		As at 01.04.2018	Additions/Transfers	Disposals/Trans./Adj.	As at 31.03.2019	As at 01.04.2018	Withdrawals/Trans./Adj.	For the Year	As at 31.03.2019	As at 31.03.2019	As at 01.04.2018
3	Software	7.97	1.78	-	9.75	1.71	-	1.79	3.50	6.25	6.26
	<b>Total</b>	<b>7.97</b>	<b>1.78</b>	<b>-</b>	<b>9.75</b>	<b>1.71</b>	<b>-</b>	<b>1.79</b>	<b>3.50</b>	<b>6.25</b>	<b>6.26</b>
	Previous Year	2.90	5.07	-	7.97	0.26	-	1.45	1.71	6.26	

There is no impairment loss identified for the assets during the year.



**Notes to Standalone Financial Statements**

Note No.	Particulars	(₹ in crore)			
4	<b>Capital Work-in-Progress</b>	<b>As at March 31, 2019</b>		<b>As at March 31, 2018</b>	
	<b>Plan Expenditure</b>				
	<b>i) TPS-II Expansion</b>				
	Supply and Erection	2.96		14.74	
	Expenditure during Construction	0.00	2.96	15.95	30.69
	<b>ii) Mine-II Expansion</b>				
	Supply and Erection	-		2.11	
	Expenditure during Construction	-	-	-	2.11
	<b>iii) Neyveli New Thermal Plant</b>				
	Supply and Erection	5172.09		4,657.49	
	Expenditure during Construction	1092.10	6,264.19	704.50	5,361.99
	<b>iv) Solar Power Project</b>				
	Supply and Erection	1379.87		1,064.46	
	Expenditure during Construction	19.49	1,399.36	2.09	1,066.55
	<b>v) Bithnok Project *</b>				
	Supply and Erection	29.20		24.27	
	Expenditure during Construction	20.53	49.73	18.14	42.41
	<b>vi) Barsingsar Extension &amp; Hadla Mines *</b>				
	Supply and Erection	9.04		7.85	
	Expenditure during Construction	17.18	26.22	13.98	21.83
	<b>vii) Mine-IA Expansion</b>				
	Supply and Erection	23.58		10.65	
	Expenditure during Construction	333.37	356.95	297.82	308.47
	<b>viii) Talabira II &amp; III</b>				
	Expenditure on Land acquisition	403.11		-	
	Expenditure during development	50.13	453.24	-	-
	<b>Non-Plan Expenditure</b>				
	Supply and Erection	90.74		32.40	
	Capital Goods in Stock & Transit	92.25	182.99	9.67	42.07
	<b>TOTAL</b>		<b>8,735.64</b>		<b>6,876.12</b>

\* Projects on hold.



<b>Notes to Standalone Financial Statements</b>				
<b>Note No.</b>	<b>Particulars</b>	<b>(₹ in crore)</b>		
5	<b>Assets under Development</b>	<b>As at March 31, 2019</b>	<b>As at March 31, 2018</b>	
	Preliminary Project Expenditure	149.85	231.06	
	Less: provisions	32.05	32.01	
		<u>117.80</u>	<u>199.05</u>	
6	<b>Financial Assets</b>			
	<b>a) Investments</b>	<b>As at March 31, 2019</b>	<b>As at March 31, 2018</b>	
	<b>Investments in equity instruments</b>			
	<b>a) Non-Trade Un Quoted Investments</b>			
	<b>(i) Subsidiaries</b>			
	fully paid up 194,73,57,380 no. of equity shares @ ₹ 10 per share of NLC Tamil Nadu Power Ltd. (89% stake)*	1,947.36	1,947.36	
	fully paid up 86,34,48,768 (Previous Year - 46,12,44,000) no. of equity shares @ ₹ 10 per share of NUPPL Ltd. (51% Stake)	863.45	461.24	
	<b>(ii) Associate</b>			
	fully paid up 1,27,65,000 no. of equity shares @ ₹10 per share of MNH Shakti Limited (15% Stake)	12.77	12.77	
		<u>2,823.58</u>	<u>2,421.37</u>	
	*includes 400 shares @ ₹ 10 each held in the name of full time directors on their capacity as nominee on behalf of NLC India Limited.			
		<b>b) Loans</b>	<b>As at March 31, 2019</b>	<b>As at March 31, 2018</b>
	<b>Loans to Employees</b>			
	Secured	39.06	50.63	
	Unsecured, considered good	3.54	16.82	
		<u>42.60</u>	<u>67.45</u>	
Loans to Employees includes house building loan, car loan, vehicle loan, multipurpose loan etc and are measured at amortised cost and the said deferred interest expenditure representing the benefits accruing to employees is amortised on straight line basis over the remaining period of the loan.				
7	<b>Other Non-Current Assets</b>	<b>As at March 31, 2019</b>	<b>As at March 31, 2018</b>	
	<b>Unsecured considered good</b>			
	Capital Advances	504.73	495.98	
	MAT Credit Entitlement	458.94	606.61	
	Others	161.28	62.51	
		<u>1,124.95</u>	<u>1,165.10</u>	
8	<b>Current Assets</b>			
	<b>Inventories</b>	<b>As at March 31, 2019</b>	<b>As at March 31, 2018</b>	
	Raw Materials- Lignite	910.86	1,153.53	
	Solid/Hollow/Fly Ash Bricks	10.35	7.43	
	Goods-in-transit	18.65	17.53	
	Stores and Spares	529.30	517.83	
	Less: Provision for obsolete / unserviceable stores and spares	(4.78)	(7.42)	
	<u>1,464.38</u>	<u>1,688.90</u>		

<b>Notes to Standalone Financial Statements</b>			
<b>Note No.</b>	<b>Particulars</b>	<b>(₹ in crore)</b>	
	Inventory valuation - Inventories are valued at the lower of cost and net realisable value. Cost for these purposes are as follows - (i) Lignite - At absorption cost excluding allocated common charges and social overhead. (ii) Stores & Spares - At weighted average acquisition cost. (iii) Fly ash bricks - At absorption cost. (iv) Goods in transit including goods received but pending inspection / acceptance - At cost of acquisition. (v) Waste products, used belts reconditioned, Stores & Spares discarded for disposal, medicines and canteen stores are taken at NIL value.		
9	<b>Financial Assets</b>		
	<b>a) Trade receivables</b>	<b>As at March 31, 2019</b>	<b>As at March 31, 2018</b>
	a. Unsecured considered good	4,606.19	3,366.15
	b. Unsecured considered doubtful	130.92	10.46
		<u>4,737.11</u>	<u>3,376.61</u>
	Less: Provision for Doubtful Debts	130.92	10.46
		<u>4,606.19</u>	<u>3,366.15</u>
	<b>b) Cash and cash equivalents</b>	<b>As at March 31, 2019</b>	<b>As at March 31, 2018</b>
	Bank balance		
	- Current Account	2.86	2.62
	- Short term Deposit	10.95	10.00
	Cash on hand #	0.01	0.01
		<u>13.82</u>	<u>12.63</u>
	# Includes stamps on hand as on 31.03.2019 - ₹ 60,306/- (31.03.2018 - ₹ 71,113/-)		
	<b>c) Other bank balances</b>	<b>As at March 31, 2019</b>	<b>As at March 31, 2018</b>
	Unpaid dividend account balance	2.98	2.97
	Earmarked Deposits with banks:-		
	i. Staff security deposit	0.01	0.01
	ii. Endowment fund in the name of NLC schools	0.37	0.37
	iii. Mine closure deposit*	209.39	171.73
	iv. PRMA deposit #	73.75	73.75
	v. Security for Bank Guarantee	16.84	17.19
		<u>303.34</u>	<u>266.02</u>
	* In the name of "Coal Controller Escrow Account NLC Ltd. Mine" # Deposits renewed on 2 <sup>nd</sup> April, 2019.		
	<b>d) Loans</b>	<b>As at March 31, 2019</b>	<b>As at March 31, 2018</b>
	<b>a) Secured</b>		
	Staff loans	36.60	16.21
	<b>b) Unsecured</b>		
	i. Considered good		
	- Related Party	680.00	1,750.00
		<u>716.60</u>	<u>1,766.21</u>
	Loans to Employees include house building loan, car loan, vehicle loan, multipurpose loan etc and are measured at amortised cost. The deferred interest expenditure representing the benefits accruing to employees is amortised on straight line basis over the remaining period of the loan.		

<b>Notes to Standalone Financial Statements</b>			
<b>Note No.</b>	<b>Particulars</b>	<b>(₹ in crore)</b>	
		<b>As at March 31, 2019</b>	<b>As at March 31, 2018</b>
	(i) Due by Officers	0.03	0.04
	(ii) Maximum amount due at any time during the year	0.04	0.05
	(i) Due by Directors	0.06	0.07
	(ii) Maximum amount due at any time during the year	0.07	0.08
	(i) Due from Subsidiary Companies -		
	(a) NTPL Bridge Loan ₹ 680 crore (previous year ₹ 750 crore)	680.00	1750.00
	(b) NUPPL Loan ₹ Nil (previous year ₹ 1000 crore)		
	(ii) Maximum amount due at any time during the year	1,750.00	1,971.71
	<b>e) Other financial assets</b>	<b>As at March 31, 2019</b>	<b>As at March 31, 2018</b>
	Interest accrued	48.71	46.03
		48.71	46.03
10	<b>Income Tax Assets (Net)</b>	<b>As at March 31, 2019</b>	<b>As at March 31, 2018</b>
	Advance Income Tax	1,514.41	1,248.78
	Less : Provision for Tax	821.45	471.06
		692.96	777.72
11	<b>Other current assets</b>	<b>As at March 31, 2019</b>	<b>As at March 31, 2018</b>
	Disposable / Dismantled Assets, Spares	2.61	3.97
	Prepaid Expenses	24.37	20.74
	Advances other than capital advances ( unsecured )		
	i. Considered good		
	- Staff Advances	88.25	68.02
	- Others #	109.29	69.16
	ii. Considered doubtful	2.12	2.12
	Less: Provision for doubtful advances	2.12	2.12
	Deposits With Govt. Authorities		
	- Towards Goods and Service Tax	20.00	-
	- Towards Royalty	8.84	0.07
	- Towards Advance TDS	1.90	86.28
	- Port Trust and Customs authorities	80.57	0.04
	Unbilled Revenue *	846.62	1,959.12
	GST Receivable ( Input Tax Credit )	3.88	2.90
	Others	1.08	0.90
		1,187.41	2,211.20
	# Other advances represents advances given to contractors and suppliers in ordinary course of supply of goods and services.		
	* Unbilled Revenue includes billing done after March 31 for Sale of Power. Previous year figure includes lignite transfer price difference (refer Note No.40)		
12	<b>Regulatory Deferral Account Debit Balances</b>	<b>As at March 31, 2019</b>	<b>As at March 31, 2018</b>
	Deferred Foreign Currency Fluctuation	99.95	136.30
	Gratuity	213.21	542.07
	Wage Revisions	612.67	217.72
	Other items recoverable as per CERC Order/Regulations	194.10	160.35
	Overburden Removal	-	11.91
		1,119.93	1,068.35



<b>Notes to Standalone Financial Statements</b>			
<b>Note No.</b>	<b>Particulars</b>	<b>(₹ in crore)</b>	
13	<b>Equity Share Capital</b>	<b>As at March 31, 2019</b>	<b>As at March 31, 2018</b>
	<b>Authorised, Issued, Subscribed and Paid-Up Share Capital:</b>		
	<b>Authorised</b>		
	2,00,00,00,000 Equity Shares of par value ₹ 10 each (2,00,00,00,000 Equity Shares of par value ₹ 10 each as at 31 <sup>st</sup> March 2018)	<b>2,000.00</b>	2,000.00
	<b>Issued, subscribed and fully paid-up :</b>		
	1,38,66,36,609 Equity Shares of par value ₹ 10 each fully paid (1,52,85,68,427 Equity Shares of par value ₹ 10 each as at 31 <sup>st</sup> March 2018)	<b>1,386.64</b>	1,528.57
	(1,13,57,84,910 Equity Shares being 81.91 % (previous year 1,28,46,03,208 shares being 84.04%) are held by the President of India)	<u><b>1,386.64</b></u>	<u>1,528.57</u>
a	<b>Movement in Share Capital during the year</b>	<b>As at March 31, 2019</b>	<b>As at March 31, 2018</b>
	No. of shares outstanding at 1 <sup>st</sup> April	<b>1,52,85,68,427</b>	1,52,85,68,427
	Shares issued during the year	-	-
	Shares bought back during the year	<b>14,19,31,818</b>	-
	No of Shares outstanding at 31 <sup>st</sup> March	<b>1,38,66,36,609</b>	1,52,85,68,427
b	<b>Rights attached to each class of Shares</b>		
	The Company has only one class of equity shares having a par value ₹ 10/- per share. The holders of the equity shares are entitled to receive dividends as declared from time to time and are entitled to voting rights proportionate to their share holding at the meetings of shareholders.		
c	<b>Dividends</b>	<b>As at March 31, 2019</b>	<b>As at March 31, 2018</b>
	<b>i) Dividends paid and recognised during the year</b>		
	- Final dividend for the year ended 31 <sup>st</sup> March 2018 of ₹ 0.27 (31 <sup>st</sup> March 2017 ₹ Nil ) per fully paid equity shares	<b>41.27</b>	-
	- Interim dividend for the year ended 31 <sup>st</sup> March 2019 of ₹ 4.53 (31 <sup>st</sup> March 2018 ₹ 4.23 ) per fully paid equity shares	<b>628.15</b>	646.58
	<b>ii) Dividends not recognised during the year</b>		
	In addition to above dividends, since year end the directors have recommended the payment of final dividend of ₹ NIL (31 <sup>st</sup> March 2018: ₹ 0.27) per fully paid equity shares.	-	41.27
d	<b>Movement in Equity Shares Last Five Years preceeding 01.04.2018</b>		
			<b>Equity Shares</b>
	<b>Number of Shares as on 01.04.2013</b>		<b>1,67,77,09,600</b>
	Aggregate number allotted as fully paid up pursuant to contract without payment being received in cash FY 2013-14, FY 2014-15, FY 2015-16, FY 2016-17 & FY 2017-18.		
	Aggregate number and class of shares allotted as fully paid up by way of bonus shares FY 2013-14, FY 2014-15, FY 2015-16, FY 2016-17 & FY 2017-18.		
	Aggregate number and class of shares bought back FY 2013-14, FY 2014-15, FY 2015-16, FY 2016-17 & FY 2017-18*		<b>(14,91,41,173)</b>
	<b>Number of Shares as on 31.03.2018</b>		<u><b>1,52,85,68,427</b></u>
	* Shares bought back during the FY 2016-17		



**Notes to Standalone Financial Statements**

Note No.	Particulars	(₹ in crore)	
14	<b>Other Equity</b>	<b>As at March 31, 2019</b>	<b>As at March 31, 2018</b>
	i) <b>Retained Earnings</b>	8,830.62	9,504.57
	ii) <b>Other Comprehensive Income</b>		
	Remeasurement of actuarial gains / losses and interest cost	12.84	47.04
	<b>a) Total Retained Earnings (i + ii)</b>	<b>8,843.46</b>	<b>9,551.61</b>
	<b>b) Other Reserves</b>		
	KfW Interest Differential Reserve	342.58	334.51
	General Reserve	1,457.00	1,457.00
	Contingency Reserve	100.00	90.00
	Bond Redemption Reserve	-	150.00
	Capital Redemption Reserve	291.07	149.14
	PRMA Reserve Fund	90.58	73.75
		<b>11,124.69</b>	<b>11,806.01</b>
	<b>a) Retained Earnings</b>	<b>As at March 31, 2019</b>	<b>As at March 31, 2018</b>
Opening Balance	9,504.57	8,477.79	
Addition during the year	1,232.77	1,910.21	
<b>i) Retained Earning available for Appropriation</b>	<b>10,737.34</b>	<b>10,388.00</b>	
Less: Appropriations			
Transfer to / from Interest Differential Fund Reserve	8.07	12.28	
Transfer to / from Bond Redemption Reserve	(150.00)	15.00	
Transfer to General Reserve	-	-	
Transfer to Contingency Reserve	10.00	10.00	
Transfer to PRMA Reserve Fund	16.83	10.87	
Transfer to Capital Redemption Reserve	141.93	-	
Buy Back Premium	1,107.07	-	
Final Dividend for FY 2017-18	41.27	-	
Tax on Final Dividend for FY 2017-18	8.48	-	
Interim Dividend FY 2018-19	628.15	646.58	
Tax on interim Dividend FY 2018-19	129.12	127.67	
<b>ii) Other Comprehensive Income</b>			
Remeasurement of Actuarial Gain/(loss)	(34.20)	61.03	
<b>Closing Balance</b>	<b>8,830.62</b>	<b>9,504.57</b>	
<b>b) Other Reserves</b>			
<b>KfW Interest Differential Reserve</b>	<b>As at March 31, 2019</b>	<b>As at March 31, 2018</b>	
Opening Balance	334.51	322.23	
Transfer from Retained Earnings	29.22	30.25	
Less : Withdrawal / Adjusted during the year	21.15	17.97	
<b>Closing Balance</b>	<b>342.58</b>	<b>334.51</b>	
<p>The Company sets aside a reserve equivalent to the amount in ₹ of 6% pa of the soft loan amount outstanding annually, to be utilised for covering the exchange rate risk under this loan and for any charges imposed by the guarantor in line with the agreement entered into with KfW.</p>			



**Notes to Standalone Financial Statements**

Note No.	Particulars	(₹ in crore)	
	<b>General Reserve</b>	<b>As at March 31, 2019</b>	As at March 31, 2018
	Opening Balance	1,457.00	1,457.00
	Transfer from Retained Earnings	-	-
	Less : Withdrawal / Adjusted during the year	-	-
	<b>Closing Balance</b>	<b>1,457.00</b>	<b>1,457.00</b>
	<b>Contingency Reserve</b>	<b>As at March 31, 2019</b>	As at March 31, 2018
	Opening Balance	90.00	80.00
	Transfer from Retained Earnings	10.00	10.00
	Less : Withdrawal / Adjusted during the year	-	-
	<b>Closing Balance</b>	<b>100.00</b>	<b>90.00</b>
	Apportionment of profits amounting to ₹ 10 crore every year to secure the contingency payments in the future periods.		
	<b>Bond Redemption Reserve</b>	<b>As at March 31, 2019</b>	As at March 31, 2018
	Opening Balance	150.00	135.00
	Transfer from Retained Earnings*	-	15.00
	Less : Withdrawal / Adjusted during the year #	150.00	-
	<b>Closing Balance</b>	<b>-</b>	<b>150.00</b>
	* In accordance with applicable provisions of the Companies Act, 2013 read with Rules the Company had created Bond Redemption Reserve out of profits of the Company @ 2.5% of the value of Bond on a prudent basis, every year in equal installments till the year prior to the year of redemption of debentures / bonds. Apportionment of profits over the period of the bond to secure repayment to the creditors of the Company.		
	# The Neyveli bonds-2009 has been redeemed during the FY 2018-19, hence the amount of bond redemption reserve already accumulated has been transferred to the retained earnings.		
	<b>Capital Redemption Reserve</b>	<b>As at March 31, 2019</b>	As at March 31, 2018
	Opening Balance	149.14	149.14
	Transfer from Retained Earnings	141.93	-
	Less : Withdrawal / Adjusted during the year	-	-
	<b>Closing Balance</b>	<b>291.07</b>	<b>149.14</b>
	In accordance with applicable provisions of the Companies Act, 2013 read with Rules where a company purchases its own shares out of free reserves or securities premium account, a sum equal to the nominal value of the shares so purchased shall be transferred to the capital redemption reserve account Towards nominal value of shares bought back.		
	During the year 14,19,31,818 shares has been bought back and the nominal value of the share bought back has been transferred to capital redemption reserve account.		
	<b>PRMA Reserve Fund</b>	<b>As at March 31, 2019</b>	As at March 31, 2018
	Opening Balance	73.75	62.88
	Transfer from Retained Earnings *	16.83	10.87
	Less : Withdrawal / Adjusted during the year	-	-
	<b>Closing Balance</b>	<b>90.58</b>	<b>73.75</b>
	Reserve towards Post Retirement Medical Assistance ( PRMA) provided to retired employees and their spouse.		
	* Deposited on 2 <sup>nd</sup> April, 2019.		

**Notes to Standalone Financial Statements**

Note No.	Particulars	(₹ in crore)	
15	<b>Non-current Liabilities</b>		
	<b>Financial Liabilities</b>		
	<b>Borrowings</b>	<b>As at March 31, 2019</b>	As at March 31, 2018
	<b>A) Secured Loans</b>		
	(i) Term Loans		
	- From Banks	3,904.18	1,757.90
	- Power Finance Corporation Ltd	2,850.00	3,000.00
	<b>B) Unsecured Loans</b>		
	(i) Inter Corporate Loan:		
	- Loan from Mahanadi Coal Fields Limited (MCL)	1,125.00	812.50
(ii) Foreign Currency loan from KfW-Germany ##			
7.898 Million Euro (8.116 Million Euro) - I	34.49	417.98	
53.245 Million Euro (54.646 Million Euro)-II	402.84	61.91	
## Guaranteed by the Government of India.	<b>8,316.51</b>	6,050.29	
<b>Details of Terms of Repayment, Rate of Interest and Security :</b>			
i. Term Loan from bank includes Rupee Term Loan amounting to ₹ 175 crore (PY ₹ 525 crore ) as at the year end out of total sanction amount of ₹ 1400 crore, (from SBI ₹ 467 crore @ 8.55% p.a.), (from HDFC Bank ₹ 466.50 crore @ 8.40% p.a.) and ( from ICICI Bank ₹ 466.50 crore @ 8.60% p.a.). Interest Rate are based on 1 Year MCLR rate and the loan shall be completely repaid by August, 2019. These loan is secured by			
a. Pari-Passu charge on the immovable assets of Mines II Expansion, TS II Expansion, Barsingsar Mines and Barsingsar TPS &			
b. Pari-Passu charge by way of hypothecation on the movable assets both present and future pertaining to Mines II Expansion, TS-II Expansion, Barsingsar Mines and Barsingsar TPS projects.			
ii. Rupee Term Loans (RTL) of ₹ 3000 crore @ 9.65% p.a. (on the basis of 3 year AAA Reuter rate ) from M/s. Power Finance Corporation Ltd. for NNTPS project secured by Pari-Passu charge on NNTPS project fixed assets, repayable in 20 equal bi-annual instalments commencing from 30.12.2019.			
iii. Rupee Term Loan of ₹ 1135 crore @ 7.81% p.a. (on the basis of 5 year G-Sec rate i.e. 6.95% plus 0.86% fixed spread) from HDFC Bank Ltd. for NNTPS project secured by Pari-Passu charge on NNTPS project fixed asset, repayable in 20 equal bi-annual instalments commencing from December, 2019.			
iv. Rupee Term Loan (RTL) of ₹ 821 crore @ 8.43% p.a. (on the basis of 1 year G-Sec rate i.e. 7.82% plus 0.61% fixed spread) from HDFC Bank Ltd. for NNTPS Project, secured by Pari-Passu charges on project fixed assets repayable in 20 equal bi-annual instalments commencing from December, 2019. ₹ 190 crore has been drawn as at 31.03.2019.			
v. To meet the fund requirement of Neyveli Solar Power Project (130 MW), borrowing arrangement has been done with HDFC Bank for an amount of ₹ 481 crore @ 7.68 % p.a ( on the basis of 5 year G-Sec Rate i.e. 7.05% plus 0.63% fixed spread). The repayment for the same started from October 2018, as on 31.03.2019 outstanding amount is ₹ 384.80 crore. The Loan is secured by charge on project fixed asset, repayable in 10 equal bi-annual instalments; last instalment falls due on March 2023.			
vi. To meet the fund requirement of Tamil Nadu Solar Power Project 500 MW, borrowing arrangement has been done with			
a) Axis Bank Ltd. for an amount of ₹ 500 crore @ 8.19% p.a (on the basis of 5 Year G-Sec rate i.e. 6.97% plus 1.22% fixed spread). Repayment for the loan starts from September 2019 in 10 equal half-yearly instalments.			
b) Axis Bank Ltd. and Federal Bank for an amount of ₹ 300 crore @ 8.17% p.a (On the basis of 5 Year G-Sec Rate i.e. 6.97% plus 1.20% fixed spread) and ₹ 306 crore @ 8.43% (on the basis of 5 Year G-Sec rate i.e. 7.23% plus 1.20% fixed spread) respectively. Repayment for the loan starts from March' 2020 in 10 equal half-yearly instalments.			
c) Federal bank Ltd. for an amount of ₹ 150 crore @ 7.90% p.a. (on the basis of 5 Year G-Sec rate i.e. 6.70% plus 1.20% fixed spread). Repayment for the loan starts from March' 2020 in 10 equal half-yearly instalments.			

**Notes to Standalone Financial Statements**

Note No.	Particulars	(₹ in crore)	
	The loans are secured by pari-passu charge on the project assets to the extent of the facility.		
	vii. To meet the fund requirement of Tamilnadu Solar Power Project 709 MW, borrowing arrangement has been done with State Bank of India for an amount of ₹ 2552 crore @ 8.74% p.a (on the basis of 1 Year MCLR rate plus 0.19 fixed spread) repayable in 20 equal half- yearly instalments of ₹ 127.60 crore after the moratorium period of 1 year from 31.12.2019 or Scheduled Commercial Date of Operation (SCOD) whichever is earlier. ₹ 750 crore is drawn as at 31.03.2019. The loan is secured by a pari-passu charge on the project assets.		
	viii. To meet the funding requirement of Talabira Coal Mine II & III, borrowing arrangement has been done with State Bank of India for an amount of ₹ 1680.75 crore @ 8.55% p.a (on the basis of 1 Year MCLR rate) repayable in 20 equal half- yearly instalments of ₹ 84.0375 crore starting from 30.09.2021. Out of the facility, ₹ 270 crore has been drawn during F.Y 2018-19. The loan is secured by pari-passu charge on the project assets.		
	ix. To meet the General Funding arrangement, a Rupee Loan Agreement was tied up with State Bank of India CAG Branch for ₹ 1000 crore @ 8.74% p.a (on the basis of 1 Year MCLR rate i.e 8.55% plus 0.19% fixed spread) repayable in 6 equal Half Yearly Installments of ₹ 166.66 crore starting from 31.03.2020. The loan is secured by pari-passu 1st charge on the project assets of 10 MW Solar Project, 51 MW Wind Project & 2 <sup>nd</sup> charge on the project assets of Barsingsar 250 MW Thermal power station (including Land). Out of the facility, ₹ 250 crore has been drawn during F.Y 2018-19.		
	x. To meet the General Funding arrangement, a Rupee Loan Agreement was tied up with Mahanadi Coalfields Limited for ₹ 2000/- crore. This is Unsecured loan repayable in 48 equal monthly instalments starting from July' 2018. Out of which ₹ 1000 crore has drawn as at the end of current Financial Year. This loan carries a Fixed Interest rate at 7% p.a.		
	xi. Bi-annual equal repayment(€ 0.44 Million) of Foreign Currency loan - I from KfW Germany @ 0.75% p.a, commenced from 30-12-2001, ending on 30-06-2036.		
	xii. Bi-annual equal repayment(€ 2.80 Million) of Foreign Currency loan -II from KfW Germany, @ 0.75% commenced from 30-06-2002, ending on 30-06-2037.		
16	<b>Deferred Tax Liabilities (Net)</b>	<b>As at March 31, 2019</b>	As at March 31, 2018
	<b>Deferred Tax Liabilities</b>		
	on Depreciation	2,252.88	1,955.54
	<b>Deferred Tax Assets</b>		
	on Provisions	159.41	78.12
	<b>Deferred Tax Liabilities (Net)</b>	<b>2,093.47</b>	<b>1,877.42</b>
	Disclosure as per IND- AS 12 Income taxes are provided in Note No 54		
17	<b>Other Non-Current Liabilities</b>	<b>As at March 31, 2019</b>	As at March 31, 2018
	Capital purchase, Capital works-in-progress and other liabilities	928.62	739.80
	Mine Closure Liability	212.65	173.75
	Deferred Income	94.54	97.09
		<b>1,235.81</b>	<b>1,010.64</b>
	a) In respect of Mine Closure Pursuant to GOI guidelines on Mine closure, total Mine closure cost was approved by Ministry of Coal at a rate of ₹ 6 lakh per hectare for all the open cast Mines. The annual contribution, compounded @ 5% p.a. is deposited in an Escrow account in the name of Coal Controller Escrow account NLC Ltd. Mine., as stipulated by the Coal Controller.		
	b) Deferred income represent the capital grants received from Ministry of New and Renewable Energy in respect of installation of renewable projects.		

**Notes to Standalone Financial Statements**

Note No.	Particulars	(₹ in crore)		
18	<b>CURRENT LIABILITIES</b>			
	<b>Financial Liabilities</b>			
	<b>a) Borrowings</b>	<b>As at March 31, 2019</b>	<b>As at March 31, 2018</b>	
	<b>Loans Repayable on Demand</b>			
	From Banks (Secured):			
	- Cash Credit facility from Bank*	233.00	1,457.80	
	- Working Capital Demand Loan**	3,435.00	-	
		<u>3,668.00</u>	<u>1,457.80</u>	
	* The loan is secured by entire Current Assets of the Company. Rate of Interest for Cash Credit @ 8.55% p.a. Interest Rate are based on 1 Year MCLR rate.			
	** The loan is secured by entire Current Assets of the Company. Rate of Interest for working capital demand loan @ 8.20% p.a. Interest Rate are based on 1 month MCLR rate.			
<b>b) Trade Payables</b>	<b>As at March 31, 2019</b>	<b>As at March 31, 2018</b>		
<b>Trade Payables:</b>				
- Towards Micro and Small Enterprises	15.89	17.88		
- Others than Micro and Small Enterprises	1,972.18	1,534.63		
	<u>1,988.07</u>	<u>1,552.51</u>		
Principal amount remaining unpaid to Micro, Small and Medium Enterprises as per MSMED Act 2006, as at the end of the year ₹ 17.62 crore (previous year ₹ 17.88 crore). Refer detailed disclosure in Note No-55.				
<b>c) Other Financial Liabilities</b>	<b>As at March 31, 2019</b>	<b>As at March 31, 2018</b>		
<b>Current maturities of Long Term Debt</b>				
<b>Secured</b>				
i. Neyveli Bonds - 2009	-	600.00		
ii. Term Loans - Banks	506.62	398.10		
iii. Term Loans - Power Finance Corporation Ltd.	150.00	-		
<b>Unsecured</b>				
i. Foreign Currency loans from KfW Germany	25.18	26.12		
ii. Inter Corporate Loan-MCL Ltd.	500.00	187.50		
<b>Interest Accrued but not due on Loans</b>				
i. Neyveli Bonds	-	9.87		
ii. KfW-Germany	0.87	0.95		
iii. Inter Corporate Loan-MCL Ltd.	-	0.06		
iv. Term Loans from Banks.	25.43	-		
v. Working Capital Demand Loan.	10.39	-		
	<u>1,218.49</u>	<u>1,222.60</u>		
19	<b>Other Current Liabilities</b>	<b>As at March 31, 2019</b>	<b>As at March 31, 2018</b>	
	Unclaimed Dividend	2.98	2.97	
	Unutilised Revenue Grant	5.27	5.45	
	Staff Security Deposit	0.01	0.01	
	Other liabilities*			
	- Employees	408.23	468.55	
	- Statutory	169.33	86.47	
	- Others	115.93	295.26	
		<u>701.75</u>	<u>858.71</u>	
	*Other liabilities include Liquidated Damages, credit balance from vendors, EMD for lignite supply, caution deposits etc. which are to be settled / adjusted against services / goods received from/to the vendors/debtors.			

**Notes to Standalone Financial Statements**

Note No.	Particulars	(₹ in crore)	
20	<b>Provisions</b>	<b>As at March 31, 2019</b>	<b>As at March 31, 2018</b>
	Short-term Benefit of Leave Salary	97.91	79.89
	Post Retirement Medical Benefit	14.53	18.90
	Provision for Gratuity & Other Employment benefits	370.87	530.75
	Provision for Loss on Assets	9.26	10.66
	Provision for Contingencies	17.53	17.58
		<u>510.10</u>	<u>657.78</u>
21	<b>Regulatory Deferral Account Credit Balances</b>	<b>As at March 31, 2019</b>	<b>As at March 31, 2018</b>
	Deferred Foreign Currency Fluctuation	28.28	42.06
	CERC Order/Petition filed with APTEL	2,410.53	4,442.02
		<u>2,438.81</u>	<u>4,484.08</u>
During the current financial year, the company has reworked the amount of incentives to be shared in the light of regulatory proceedings. Accordingly the liability estimated on the said CERC order which is under appeal at APTEL has been reviewed and liability has been re determined at ₹ 323.11 crore from ₹ 454.40 crore.			

**INCOME**

Note No.	Particulars	(₹ in crore)	
22	<b>Revenue from Operations</b>	<b>For the year ended March 31, 2019</b>	<b>For the year ended March 31, 2018</b>
	Sale of Power	6537.90	8086.10
	Sale of Lignite	579.28	372.57
	Sale of Fly Ash & Other By-products	21.42	39.34
	<b>Other Operating Revenue:</b>		
	- Consultancy and Technical Fees	27.13	25.51
		<u>7165.73</u>	<u>8523.52</u>
	Less: Transfer to Capital Work in Progress	0.11	0.13
	Less: Rebate on sale of Power	19.70	27.19
		<u>7145.92</u>	<u>8496.20</u>
	23	<b>Other Income</b>	<b>For the year ended March 31, 2019</b>
(a) Interest on			
(i) Bank Deposits		22.95	1.04
(ii) Employees Loans		5.64	11.94
(iii) Mine Closure Deposits		10.36	12.12
(iv) Loans to Subsidiary companies		147.43	73.53
(v) Others *		85.54	9.94
(b) Recoveries Towards Rent and Others		17.40	17.69
(c) Profit on Sale of Assets		18.24	0.64
(d) Reversal of Mine Closure liability		11.10	-
(e) Provision Written Back		23.41	1.65
(f) Surcharge on sale of Power		478.37	285.95
(g) Dividend from Subsidiary Company			
- NTPL		-	19.47
(h) Exchange Fluctuation		1.26	0.22
(i) Deferred Income on Govt. Grant	9.54	7.98	
(j) Miscellaneous **	93.58	159.55	
	<u>924.82</u>	<u>601.72</u>	
(Add) / Less: Transfer to Capital Work in Progress	4.74	7.01	
Less: Transfer to Mine Closure Liability ( net of tax)	6.73	7.86	
	<u>913.35</u>	<u>586.85</u>	
* FY 2018-19 figure includes ₹ 74.92 crores towards interest on income tax refunds and ₹ 9.03 crores towards interest on advances to vendors			
** FY 2018-19 figure includes ₹ 28.88 crores towards proceeds on sale of scrap and ₹ 15.38 crores towards liquidated damage.			



**Notes to Standalone Financial Statements**

**EXPENSES**

	Note No.	Particulars	(₹ in crore)	
	24	<b>Changes in Inventories of Raw Material</b>	<b>For the year ended March 31, 2019</b>	<b>For the year ended March 31, 2018</b>
		<b>OPENING STOCK</b>		
		Raw Material		
		Lignite	1153.33	1220.77
		<b>CLOSING STOCK</b>		
		Raw Material		
		Lignite	910.41	1153.33
		Increase (-) / Decrease in Stock	<u>242.92</u>	<u>67.44</u>
	25	<b>Employee benefit expenses</b>	<b>For the year ended March 31, 2019</b>	<b>For the year ended March 31, 2018</b>
		Salaries, Wages and Incentives	2636.15	2237.69
		Contribution to Provident and other funds	353.82	330.90
		Gratuity	40.49	560.47
		Welfare Expenses	119.42	105.95
			<u>3149.88</u>	<u>3235.01</u>
		Less: Transfer to Capital Work in Progress	186.20	153.05
			<u>2963.68</u>	<u>3081.96</u>
	26	<b>Finance costs</b>	<b>For the year ended March 31, 2019</b>	<b>For the year ended March 31, 2018</b>
		Interest on		
		(i) KfW - Foreign Currency Loan	3.70	3.65
		(ii) Neyveli Bonds, 2009	43.11	52.98
		(iii) Loan from Banks	225.94	121.61
		(iv) Loan from Power Finance Corporation	263.17	238.93
		(v) Others (includes interest on Cash Credit & WCDL)	133.61	55.30
		(vi) Inter Corporate Loan		
		- Mahanadi Coal Field Ltd. ( MCL)	117.08	9.80
		Others		
		Guarantee Fees on KfW loan	7.17	5.48
			<u>793.78</u>	<u>487.75</u>
		Less: Transfer to Capital Work in Progress	403.69	282.77
			<u>390.09</u>	<u>204.98</u>
	27	<b>Depreciation and Amortisation expense</b>	<b>For the year ended March 31, 2019</b>	<b>For the year ended March 31, 2018</b>
		Property, Plant and Equipment	708.46	756.88
		Mine Development and other Amortisations	45.77	102.49
			<u>754.23</u>	<u>859.37</u>
		Less: Transfer to Capital Work in Progress	8.51	(1.78)
			<u>745.72</u>	<u>861.15</u>
		Depreciation on PPE includes ₹ 2.90 crore towards depreciation of Renewable Assets relates to previous period due to change in residual value from 10% to 5 % and ₹ 1.36 crore towards depreciation of LEP assets relates to previous period on account of restricting depreciation of all assets under LEP within the life estimated for the plant.		





**Notes to Standalone Financial Statements**

Note No.	Particulars	(₹ in crore)	
28	Other expenses	For the year ended March 31, 2019	For the year ended March 31, 2018
	Consumption of Stores and Spares	514.12	505.76
	Fuel	119.77	84.47
	Mine Closure	43.27	36.56
	Excise Duty	-	6.44
	Rent	1.79	1.47
	Rates and Taxes		
	- Electricity Tax	1.47	0.55
	- Others *	41.99	3.04
	Repairs and Maintenance		
	- Plant and Machinery	300.37	271.85
	- Buildings	21.14	17.38
	- Others	252.35	258.56
	Overburden Removal Expenditure	245.11	382.25
	Insurance	16.30	21.27
	Payments to Auditors		
	- Audit fees	0.35	0.26
	- Tax Audit fees	0.13	0.20
	- Other Certification Fees	0.80	0.56
	- Reimbursement of expenses	0.29	0.32
	Travelling Expenses	24.83	21.69
	Training Expenses	17.11	10.48
	Family Welfare Expenses	9.72	10.25
	Selling Expenses - Commissions	11.92	11.29
	Afforestation Expenses	16.06	14.78
	Royalty	399.73	477.04
	Security Expenses ( CISF )	154.04	138.43
	Corporate Social Responsibility	49.46	43.59
	Buy Back Expenses	6.75	-
	Rehabilitation and Resettlement	73.86	-
	Miscellaneous Expenses	58.90	15.36
	Loss on assets disposed/written off/discarded	9.18	0.23
	Provision for Stores & Materials	0.05	2.37
	Provision for Fixed Assets	10.14	9.37
	Provision for Preliminary Expenses	0.04	2.80
	Provision for Doubtful Debt	121.61	1.71
		<b>2,522.65</b>	<b>2,350.33</b>
	Less: Transfer to Capital Work in Progress (CWIP)	<b>117.46</b>	<b>113.07</b>
		<b>2,405.19</b>	<b>2,237.26</b>
	*Includes an amount of ₹ 35.93 crore of upfront licence fees for Talabira II & III mines transferred to CWIP.		



**Notes to Standalone Financial Statements**

Note No.	Particulars	(₹ in crore)	
29	<b>Net Movement in Regulatory Deferral Account Balances Income/ (Expenses) Net</b>	<b>For the year ended March 31, 2019</b>	<b>For the year ended March 31, 2018</b>
	<b>Income</b>		
	a) CERC Regulations ( Capital Spare, Water Charges etc )	136.25	33.15
	b) Wage Revision	394.95	156.73
	c) Gratuity	-	542.07
	d) Deferred Foreign Currency	26.35	76.38
	e) Lignite Price Truing up	371.77	-
	f) Mine Closure	244.33	-
	g) CERC Orders	60.91	-
	<b>Expenses</b>		
	a) Deferred Foreign Currency	39.76	14.41
	b) Gratuity	328.87	-
	c) ABT order on BTPS	6.52	-
	d) CERC Orders	-	842.95
<b>Net Movement</b>	<b>859.41</b>	<b>(49.03)</b>	
	The Company undertakes review of regulatory assets and liabilities at the end of each year and based on reassessment of recoverability / refund of such assets/liabilities necessary accounting adjustments are carried out and based on expert opinion wherever required period cost has also been considered subject to approval of Regulatory Authority.		
30	<b>Exceptional items</b>	<b>For the year ended March 31, 2019</b>	<b>For the year ended March 31, 2018</b>
	VRS Compensation	35.21	-
	Other Expenses - DMF & NMET	-	(59.44)
		<b>35.21</b>	<b>(59.44)</b>
31	<b>Other Comprehensive Income</b>	<b>For the year ended March 31, 2019</b>	<b>For the year ended March 31, 2018</b>
	a) Remeasurement of Actuarial (Losses)/Gains	(49.26)	78.68
	b) Tax expenses/(savings) remeasurement of Actuarial ( Losses)/Gains	(15.06)	17.65
	<b>Total ( a-b )</b>	<b>(34.20)</b>	<b>61.03</b>
32	<b>Earning Per Share from continuing operations - Basic and Diluted (Before Net Regulatory Deferral Adjustments)</b>	<b>For the year ended March 31, 2019</b>	<b>For the year ended March 31, 2018</b>
	Profit after Tax (₹ in Crores)	670.26	1886.81
	Weighted Avg. Number of Shares	1,48,34,61,329	1,52,85,68,427
	Face Value of Share (₹)	10.00	10.00
	Earning Per Share - Basic and Diluted (₹)	4.52	12.34
	<b>Earning Per Share from continuing operations - Basic and Diluted (After Net Regulatory Deferral Adjustments)</b>	<b>For the year ended March 31, 2019</b>	<b>For the year ended March 31, 2018</b>
	Profit after Tax (₹ in Crores)	1,266.97	1,848.78
	Weighted Avg. Number of Shares	1,48,34,61,329	1,52,85,68,427
	Face Value of Share (₹)	10.00	10.00
	Earning Per Share - Basic and Diluted (₹)	8.54	12.09
	The Company does not have any potentially dilutive shares, thus the basic and the diluted earnings per share is the same.		

**Notes to Standalone Financial Statements**

Note No.	Particulars	(₹ in crore)			
33	<b>Effect of Foreign Exchange Fluctuation</b>	<b>For the year ended March 31, 2019</b>	For the year ended March 31, 2018		
	a) The amount of exchange rate difference debited/(credited) to the Statement of Profit & Loss	(1.26)	(0.22)		
	b) The amount of exchange rate difference adjusted and debited /(credited) to the carrying amount of fixed assets & WIP	(17.01)	116.43		
		<u>(18.27)</u>	<u>116.21</u>		
	As per the Guidance Note on Rate Regulated Activity issued by ICAI, exchange rate difference (on account of restatement of foreign currency borrowing) recoverable from or payable to the beneficiaries in subsequent years as per CERC Tariff regulations and MoC guidelines on Lignite Transfer price are accounted as Deferred foreign currency fluctuation asset / liability. Accordingly necessary adjustment is made in depreciation and interest expenditure of the current year.				
34	<b>Expenditure on Research &amp; Development</b>	<b>For the year ended March 31, 2019</b>	For the year ended March 31, 2018		
	Capital Expenditure	3.84	0.18		
	Revenue Expenditure	12.95	2.07		
		<u>16.79</u>	<u>2.25</u>		
35	<b>Disclosure as per Ind AS 37 'Provisions, Contingent Liabilities and Contingent Assets'</b>				
	<b>Movements in provisions</b>	<b>As at 01.04.2018</b>	<b>Additions</b>	<b>Withdrawals</b>	<b>As at 31.03.2019</b>
	(i) Provision for loss on Assets	10.66	9.26	10.66	9.26
	(ii) Provision for contingencies				
	Interest on disputed tax deducted at source	16.60	-	-	16.60
	Power Tariff adjustment - Deemed export benefit	(1.91)	-	-	(1.91)
	Miscellaneous provision	2.89	-	0.05	2.84
		<u>28.24</u>	<u>9.26</u>	<u>10.71</u>	<u>26.79</u>
	a. In all these cases, outflow of economic benefits is expected within next one year.				
	b. The assumptions made for provisions relating to current period are consistent with those in the earlier years. The assumptions and estimates used for recognition of such provisions are qualitative in nature and their likelihood could alter in next financial year. It is impracticable for the Company to compute the possible effect of assumptions and estimates made in recognizing these provisions.				
36	<b>Consumption of Raw Material and Spare Parts</b>	<b>For the year ended March 31, 2019</b>	For the year ended March 31, 2018		
	<b>Value of Indigenous and Imported Spares consumed</b>				
	<b>a. INDIGENOUS</b>				
	Spare parts	406.14	389.71		
	Percentage	98.43%	91.20%		
	<b>b. IMPORTED</b>				
Spare parts	6.46	37.61			
Percentage	1.57%	8.80%			



**Notes to Standalone Financial Statements**

Note No.	Particulars	(₹ in crore)		
37	<b>C.I.F. Value of Imports</b>	<b>For the year ended March 31, 2019</b>	For the year ended March 31, 2018	
	Capital Goods	0.24	-	
	Components and Spares	14.25	22.35	
		<u>14.49</u>	<u>22.35</u>	
38	<b>Expenditure in Foreign Currency</b>	<b>For the year ended March 31, 2019</b>	For the year ended March 31, 2018	
	Travelling Expenses	0.23	0.18	
	Interest Charges	3.70	3.65	
		<u>3.93</u>	<u>3.83</u>	
39	<b>CSR expenditure</b>	<b>For the year ended March 31, 2019</b>	For the year ended March 31, 2018	
	Medical-health & family welfare	6.09	5.57	
	Drinking water facility	0.02	1.55	
	Education & scholarship	15.41	7.33	
	Construction of link road	1.28	4.10	
	Promotion of sports	0.40	0.41	
	Community development centre	0.13	0.20	
	Afforestation & environment sustainability	0.94	1.36	
	Sanitation & other Basic Amenities	1.16	0.94	
	Construction of School, Library & Hostel	0.90	1.72	
	Vocational Skill Centre Development	2.95	1.76	
	Irrigation facilities	10.15	11.06	
	Electricity including solar & non conventional energy	1.57	0.85	
	Relief on natural calamities	0.86	-	
	Promoting old age home	0.19	1.84	
Contribution to Armed Forces	-	0.05		
Others	7.42	4.85		
		<u>49.46</u>	<u>43.59</u>	
40	The Company has adopted Ind AS 115 "Revenue from Contracts with Customers". The adjustments arising on account of adoption of Ind AS 115 have been considered in the Retained Earnings as on 01.04.2018 and impact of the same has also been considered in assets and liabilities. Accordingly, the previous corresponding period figures have not been restated (i.e. it is presented as reported previously) using cumulative effect approach and hence, the same is not comparable. The following table summarises the impact, net of tax, of transition to Ind AS 115 on retained earnings as on 01.04.2018:-			
	<b>Impact on Retained Earnings</b>	<b>Amount (₹ in crore)</b>	<b>Note no*</b>	<b>Impact of adopting Ind AS 115 at 1<sup>st</sup> April 2018 (₹ in crore)</b>
	Retained earnings			
	- Revenue from Operation (FY 2016-17)	(521.56)	22	
	- Revenue from Operation (FY 2017-18)	(657.81)		(1,179.37)
Regulatory deferral account		31	1,179.37	
Impact at April 1, 2018			Nil	

\* Note Number relates to published Annual Report for FY 2017-18 (Standalone)

**Notes to Standalone Financial Statements**

Note No.	Particulars	(₹ in crore)		
	The following table summarises the impact of Ind AS 115 on the Company financial result for the Year Ended 31.03.2019 for each of the line item affected:-			
	<b>Particulars</b>	<b>As Reported (₹ In crore)</b>	<b>Impact of IndAS 115 (₹ in crore)</b>	<b>Amount without adoption of IndAS 115 (₹ in crore)</b>
	Total Income	8,059.27	1,708.55	9,767.82
	Profit/(loss) after exceptional item and before Tax	2,135.87	1,708.55	3,844.42
	Net movement in Regulatory Deferral Account Balances Income /(Expenses)	859.41	(1,708.55)	(849.14)
	Profit/(loss) for the period	1,266.97	-	1,266.97
	Earning per Equity Share (after adjustment of Net Regulatory Deferral Balance):			
	Basic and Diluted (in ₹)	8.54		8.54
41.	<b>Disclosures As per Ind AS 1 " Preparation and Presentation of Financial Statements." Reclassification of Comparative Figures:</b>			
	Certain reclassifications have been made to the comparative period's financial statements which are as under:			
	<b>Description</b>	<b>Before Classification</b>	<b>Reclassification</b>	<b>After Classification</b>
	i) Financial Assets-Loans ( Current ) [ Note No. 9 (d) ]	1,989.74	(223.53)	1,766.21
	ii) Other Financial assets [ Note No. 9 (e) ]	48.93	(2.90)	46.03
	iii) Other current assets [ Note No.11 ]	1,984.77	226.43	2,211.20
	iv) Sundry Creditors [ Note -18(b) ]	495.24	1,057.27	1,552.51
	v) Other Current Liability-Others [ Note No.19 ]	1,915.98	(1,057.27)	858.71
42	<b>Disclosure of transactions with the related parties as defined in the Ind AS-24 are given below:</b>			
	a) List of related parties			
	<b>i) Key Managerial Personnel (KMP):</b>			
	<b>Whole Time Directors</b>			
	Shri. Rakesh Kumar	Chairman cum Managing Director	Appointed w.e.f 28.09.2018	
	Dr. Sarat Kumar Acharya	Chairman cum Managing Director	Superannuated on 31.07.2018	
	Shri. Rakesh Kumar	Director ( Finance ) #		
	Shri. R. Vikraman	Director ( Human Resources )		
	Shri. Nadella Naga Maheswar Rao	Director (Planning and Projects)	Appointed w.e.f 29.06.2018	
	Shri. Prabhakar Chowki	Director ( Mines )	Appointed w.e.f 28.11.2018	
	Shri. V. Thangapandian	Director ( Power )	Superannuated on 31.03.2019	
	Shri. Subir Das	Director ( Mines )	Superannuated on 30.06.2018	
	Shri. P. Selvakumar	Director (Planning and Projects)	Superannuated on 31.05.2018	



**Notes to Standalone Financial Statements**

Note No.	Particulars																		
	<b>Independent Directors</b>																		
	Shri. Azad Singh Toor Non Executive Director Re-appointed w.e.f 17.11.2018																		
	Shri. K.Madhavan Nair Non Executive Director Re appointed w.e.f 17.11.2018																		
	Shri. Chandra Prakash Singh Non Executive Director Relinquished w.e.f 17.11.2018																		
	Ms. Nalini Padmanabhan Non Executive Director																		
	Ms. Monika Arora Non Executive Director Relinquished w.e.f 30.08.2018																		
	Shri. Indrajit Pal Non Executive Director																		
	Dr. P. Vishnu Dev Non Executive Director Appointed w.e.f 19.12.2018																		
	<b>Nominee Directors</b>																		
	Shri. Vikram Kapur Non Executive Director Relinquished w.e.f 27.08.2018																		
	Shri. Suresh Kumar Non Executive Director Relinquished w.e.f 10.04.2019																		
	Shri. Md. Nasimuddin Non Executive Director Appointed w.e.f 24.09.2018																		
	# Holding as additional charge in addition to Chairman cum Managing Director of NLC India Limited.																		
	<b>Chief Financial Officer and Company Secretary</b>																		
	Shri. Rakesh Kumar CFO																		
	Shri. K. Viswanath Company Secretary																		
	<b>ii) Subsidiaries and Associate Entities:</b>																		
	- NLC Tamilnadu Power Limited (NTPL) Subsidiary																		
	- Neyveli Uttar Pradesh Power Limited (NUPPL) Subsidiary																		
	- MNH Shakti Limited (MNH) Associate																		
	<b>iii) Post Employment Benefit Plans:</b>																		
	- NLC Employees PF Trust																		
	- NLC Employees Pension Fund																		
	- NLC Post Retirement Medical Assistance Fund																		
	- NLC Employees Gratuity Fund																		
	<b>iv) Entities under the control of the same government:</b>																		
	The Company is a Public Sector Undertaking (PSU) wherein majority of shares are held by the President of India. Pursuant to Paragraph 25 & 26 of Ind AS 24, entities over which the same government has control or joint control of, or significant influence, then the reporting entity and other entities shall be regarded as related parties. The Company has applied the exemption available under Paragraph 25 & 26 of Ind AS 24 for government related entities and have made disclosures accordingly in the financial statements.																		
	<b>b) Transactions with the related parties:</b>																		
	The aggregate value of transactions and outstanding balances related to key managerial personnel and entities over which they have control or significant influence were as follows:																		
	<table border="1" style="width: 100%; border-collapse: collapse;"> <thead> <tr> <th style="text-align: left;">i) Key Management Personnel Compensation</th> <th style="text-align: center;">For the year ended March 31, 2019</th> <th style="text-align: center;">For the year ended March 31, 2018</th> </tr> </thead> <tbody> <tr> <td>Short Term Employee Benefit</td> <td style="text-align: center;">3.39</td> <td style="text-align: center;">2.47</td> </tr> <tr> <td>Post-employment benefits</td> <td style="text-align: center;">0.24</td> <td style="text-align: center;">0.17</td> </tr> <tr> <td>Other long-term benefits</td> <td style="text-align: center;">0.84</td> <td style="text-align: center;">0.40</td> </tr> <tr> <td>Sitting Fees</td> <td style="text-align: center;">0.32</td> <td style="text-align: center;">0.17</td> </tr> <tr> <td></td> <td style="text-align: center;"><u>4.79</u></td> <td style="text-align: center;"><u>3.21</u></td> </tr> </tbody> </table>	i) Key Management Personnel Compensation	For the year ended March 31, 2019	For the year ended March 31, 2018	Short Term Employee Benefit	3.39	2.47	Post-employment benefits	0.24	0.17	Other long-term benefits	0.84	0.40	Sitting Fees	0.32	0.17		<u>4.79</u>	<u>3.21</u>
i) Key Management Personnel Compensation	For the year ended March 31, 2019	For the year ended March 31, 2018																	
Short Term Employee Benefit	3.39	2.47																	
Post-employment benefits	0.24	0.17																	
Other long-term benefits	0.84	0.40																	
Sitting Fees	0.32	0.17																	
	<u>4.79</u>	<u>3.21</u>																	



**Notes to Standalone Financial Statements**

SI No.	Note No.*	Particulars	(₹ in crore)			
			NTPL		NUPPL	
			2018-19	2017-18	2018-19	2017-18
		<b>ii) Transactions with Subsidiaries:</b>				
		i) Sales/purchase of goods and services				
		- Goods	5.50			
		- Services (excluding GST)	16.24	13.70	10.77	23.10
		ii) Sales/purchase of Assets	-	-	-	-
		iii) Loans issued	680.00	1,100.00	340.00	1,000.00
		iv) Loans repaid	750.00	870.00	1,340.00	60.00
		v) Equity contributions		-	402.21	-
		vi) Dividend Received		19.47		-
		vii) Interest on loans	57.53	46.62	89.90	26.91
						(₹ in crore)
		<b>iii) Transactions with Associate:</b>				
		i) Reimbursement of employee cost			-	-
		ii) Loans issued			-	-
		iii) Loans repaid			-	-
		iv) Equity contributions			-	-
						(₹ in crore)
		<b>iv) Transactions with Post employment benefit plans:</b>				
		Contributions made during the year			318.35	309.04
						(₹ in crore)
		<b>v) Transactions with the related parties under the control of the same government:</b>				
		<b>Name of the Company</b>	<b>Nature of transaction</b>	<b>2018-19</b>	<b>2017-18</b>	
		Bharat Heavy Electricals Limited	Purchase of Stores and Spares	19.10	10.69	
		Bharat Heavy Electricals Limited	Package Contracts	177.47	611.43	
		Bharat Earth Movers Ltd-BEML	Payment for FMC Contract	14.76	5.06	
		Bharat Earth Movers Ltd-BEML	Payment for procuring CMEs	4.18	21.98	
		Hindustan Petroleum Corporation Limited	Purchase of Furnace Oil	67.96	64.68	
		Bharat Petroleum Corporation Ltd.	Purchase of Furnace Oil	51.86	50.07	
		Indian Oil Corporation Limited	Purchase of Furnace Oil	72.75	51.28	
		National Buildings Construction Corporation Limited	Purchase/Construction of Asset	13.57	5.07	
		Steel Authority of India Limited	Purchase of Steel	24.57	16.81	
		Rashtriya Ispat Nigam Ltd.	Purchase of Steel	1.07	1.04	
		Balmer Lawrie & Co. Ltd.	Purchase of Lubricants	6.19	6.13	
		Balmer Lawrie & Co. Ltd.	Purchase of Air Ticket	2.92	2.46	
		MSTC Ltd.	E-auction agent Commission	4.28	0.49	
		Mecon Ltd.	Consultancy Services-MOEF Norms	0.28	0.45	
		Instrumentation Ltd.	Supply of Spares	0.51	0.36	
		Mahanadi Coal Fields (MCL)	Loans Received	1,000.00	1,000.00	
		Power Grid Corporation of India Limited	Maintenance Contract	-	1.06	
		Central Power Research Institute (CPRI)	Testing Fee	0.13	-	

<b>Notes to Standalone Financial Statements</b>				
<b>SI No.</b>	<b>Note No.*</b>	<b>Particulars</b>	<b>(₹ in crore)</b>	
		<b>c) Outstanding balances with related parties are as follows:</b>		
		<b>i) Key Managerial Personnel</b>		
		<b>Key Managerial Personnel</b>	<b>Transactions value for the year ended March 31</b>	
			<b>2019</b>	<b>2018</b>
		Shri. Rakesh Kumar/CMD & Director(Finance) - towards HBA	0.01	0.01
		Shri. K. Viswanath /Company Secretary - towards Car Loan	0.00	0.00
		<b>Balance outstanding as at March 31</b>		
			<b>2019</b>	<b>2018</b>
		Shri. Rakesh Kumar/CMD & Director(Finance) - towards HBA	0.06	0.07
		Shri. K. Viswanath /Company Secretary - towards Car Loan	0.03	0.04
		<b>ii) Subsidiaries and Associate:</b>		
		<b>Subsidiaries and associate</b>	<b>March 31, 2019</b>	<b>March 31, 2018</b>
		<b>1) NTPL</b>		
		- Receivable		
		- towards other Loan & Advances	680.00	750.00
		- Others	45.72	21.04
		- Payable	-	-
		<b>2) NUPPL</b>		
		- Receivable towards Loan		
		- towards other Loan & Advances	-	1,000.00
		- Others	8.81	7.87
		- Payable	-	-
		<b>3) MNH Shakti Limited</b>		
		There were no transactions during the year with MNH Shakti Limited	-	-
		<b>iii) Post Employment Benefit Plan:</b>		
		<b>Description</b>	<b>As at March 31, 2019</b>	<b>As at March 31, 2018</b>
		- Receivable	-	-
		- Payable	29.16	26.98
		<b>d) Terms and conditions of transactions with the related parties</b>		
		(1) Transactions with the related parties are made on normal commercial terms and conditions and at market rates.		
		(2) The Company is seconding its personnel to Subsidiary Companies as per the terms and conditions agreed between the companies. The cost incurred by the group towards superannuation and employee benefits are recovered from these companies.		
		(3) Outstanding balances of Subsidiary and joint venture Companies at the year-end are unsecured and settlement occurs through banking transaction. These balances other than loans are interest free		
		(4) For the year ended March 31, 2019 and March 31, 2018 the Company has not recorded any impairment of receivables relating to amounts payable by related parties. This assessment is undertaken each financial year through examining the financial position of the related party and the market in which the related party operates.		
		(5) Consultancy/Management services provided by the Company to Subsidiaries and Associates are generally on nomination basis at the terms, conditions and principles applicable for consultancy/management services provided to other parties.		



**Notes to Standalone Financial Statements**

Note No.	Particulars	(₹ in crore)
43	<p><b>Employee benefits</b></p> <p><b>(i) Defined benefit plans:</b></p> <p>The defined benefit plan is administered by the LIC which is named as LIC Group Gratuity Fund ('Fund') that is legally separated from the Group. The board of the fund is required by law to act in the best interests of the plan participants and is responsible for setting certain policies ( e.g. investment, contribution and indexation policies) of the fund. Their defined benefit plans expose the group to actuarial risks, such as longevity risk, currency risk, interest rate risk and market ( investment) risk.</p> <p><b>A. Funding</b></p> <p>Defined benefit plan is fully funded by the group. The funding requirements are based on the fund's actuarial measurement framework set out in the funding policies of the plan. The funding of the plan is based on a separate actuarial valuation for funding purpose.</p> <p>The Company has determined that in accordance with the terms and conditions of the defined benefit plan, and in accordance with statutory requirements, the present value of refunds or reductions in future contributions is not lower than the balance of the total fair value of the plan asset less the total present value of obligations.</p> <p><b>B. Movement in net defined benefit (Asset) / Liabilities</b></p> <p><b>Gratuity &amp; Leave Benefit</b></p> <p>The Company has a defined benefit gratuity plan. Every employee who has rendered continuous service of five years or more is entitled to gratuity at 15 days salary (15/26 * last drawn basic salary plus dearness allowance) for each completed year of service subject to a maximum of ₹ 0.20 crore on superannuation, resignation, termination, disablement or on death. The Company has carried out actuarial valuation of gratuity benefit considering the enhanced ceiling.</p> <p>The Company provide for earned leave benefit and half pay leave to the employees of the company, which accrue annually at 30 days and 20 days respectively. Earned leave is encashable while in service. Half pay leaves (HPL) are encashable only on separation upto maximum of 240 days (HPL). However total number of leave that can be encashed on superannuation shall be restricted to 300 days and no commutation of half pay leave shall be permissible. The liability for the same is recognised on the basis of actuarial valuation.</p>	



**Notes to Standalone Financial Statements**

Note No.	Particulars	(₹ in crore)							
	<b>II. Actuarial Assumptions</b>								
	The followings are the principal actuarial assumptions at the reporting date ( expressed as weighted averages )								
		<b>Gratuity</b>				<b>Leave Benefit</b>			
		<b>March 31, 2019</b>		March 31, 2018		<b>March 31, 2019</b>		March 31, 2018	
	Discount rate per annum	8.00%		7.60%		8.05%		7.60%	
	Expected return per annum on plan asset	8.00%		7.60%		8.05%		7.60%	
	Salary escalation per annum	5.00%		5.00%		3% to 5%		5% for first 5 years and 3% thereafter	
	Mortality	IALM 2012-14 ULT		IALM 2006-08 ULT		IALM 2012-14 ULT		IALM 2006-08 ULT	
	Attrition rate	1 % to 3 %		1 % to 3 %		1%		1%	
	<b>III. Sensitivity Analysis</b>								
	Reasonable possible changes at the reporting date to one of the relevant actuarial assumptions, holding other assumptions constant, would have effected the defined benefit obligation by the amounts shown below.								
		<b>Gratuity</b>				<b>Leave Benefit</b>			
		<b>March 31, 2019</b>		March 31, 2018		<b>March 31, 2019</b>		March 31, 2018	
		<b>Increase</b>	<b>Decrease</b>	Increase	Decrease	<b>Increase</b>	<b>Decrease</b>	Increase	Decrease
	Discount rate (+/- 50 BP)	1,249.47	1,308.63	1,283.05	1,354.66	507.98	531.91	507.54	536.93
	Salary escalation per annum (+/- 50 BP)	1,289.93	1,263.83	1,338.88	1,283.61	531.82	507.87	537.25	507.13
	Mortality (+/- 10%)	6.98	5.71	6.23	5.10	2.84	2.32	2.53	2.07
	Attrition rate (+/- 10%)	1,279.09	1,276.31	1,318.09	1,317.94	519.94	518.85	522.00	521.78
	Although the analysis does not take account of the full distribution of cash flows expected under the plan, it does provide an approximation of the sensitivity of the assumptions shown.								
	The sensitivity analysis above have been determined based on a method that extrapolates the impact on defined benefit obligation as a result of reasonable changes in key assumptions occurring at the end of the reporting period. This analysis may not be representative of the actual change in the defined benefit obligations as it is unlikely that the change in assumptions would occur in isolation of one another as some of the assumptions may be correlated.								

### Notes to Standalone Financial Statements

Note No.	Particulars	(₹ in crore)					
	<b>Expected maturity analysis of the defined benefit plans in future years</b>						
		Less than 1 year	Between 1-2 years	Between 2-5 years	Over 5 years	Total	
	<b>March 31, 2019</b>						
	Gratuity	190.28	183.93	475.36	1,153.52	2,003.09	
	Leave Benefit	69.76	73.00	209.64	466.27	818.67	
	<b>Total</b>	<u>260.04</u>	<u>256.93</u>	<u>685.00</u>	<u>1,619.79</u>	<u>2,821.76</u>	
	<b>Expected maturity analysis of the defined benefit plans in future years</b>						
		Less than 1 year	Between 1-2 years	Between 2-5 years	Over 5 years	Total	
	<b>March 31, 2018</b>						
	Gratuity	183.73	186.07	496.98	1,260.81	2,127.60	
	Leave Benefit	64.55	71.84	206.68	510.98	854.05	
	<b>Total</b>	<u>248.29</u>	<u>257.92</u>	<u>703.66</u>	<u>1,771.79</u>	<u>2,981.65</u>	
	<b>Provident Fund</b>						
	The Company pays fixed contribution to provident fund at predetermined rates to a separate trust, which invests the funds in permitted securities. The Company has an obligation to ensure minimum rate of return to the members as specified by GOI. Accordingly, the Company has obtained report of the actuary, based on which overall interest earnings and cumulative surplus is more than the statutory interest payment requirement for all the periods presented. Further, contribution to employee pension scheme is paid to the appropriate authorities.						
	Based on the actuarial valuation obtained in this respect, the following table sets out the status of the provident fund plan as at balance sheet date :						
		Defined benefit Obligations		Fair value of plan asset		Net defined benefit (asset)/liability	
		2019	2018	2019	2018	2019	2018
	<b>Balance as at April 1</b>	<b>2,741.26</b>	2,514.78	<b>2,764.28</b>	2583.88	<b>(23.03)</b>	(69.10)
	Current Service Cost	<b>394.70</b>	308.37	-	-	<b>394.70</b>	308.37
	Interest cost (income)	<b>231.46</b>	208.80	<b>239.11</b>	220.92	<b>(7.65)</b>	(12.12)
	Actuarial loss (gain)	<b>142.66</b>	163.11	-	-	<b>142.66</b>	163.11
	Expected return on plan assets	-	-	<b>79.00</b>	99.98	<b>(79.00)</b>	(99.98)
	Contributions Paid by the employer	-	-	<b>462.71</b>	313.30	<b>(462.71)</b>	(313.30)
	Benefits paid	<b>(600.10)</b>	(453.80)	<b>(600.10)</b>	(453.80)	-	-
	<b>Balance as at March 31</b>	<b>2,909.97</b>	2,741.26	<b>2,945.01</b>	2,764.28	<b>(35.04)</b>	(23.03)
	Pursuant to para 57 of IndAS 19, accounting by an entity for defined benefit plans, inter-alia, involves determining the amount of the net defined benefit liability/(asset) which shall be adjusted for any effect of limiting a net defined benefit asset to the asset ceiling prescribed in para 64. As per Para 64 of Ind AS 19, in case of surplus in a defined benefit plan, an entity shall measure the net defined benefit asset at the lower of actual surplus or the value of the assets ceiling determined using the discount rate. The asset ceiling is the present value of any economic benefits available in the form of refunds from the plan or reductions in future contributions to the plan. Further, Para 65 provides that a net defined benefit asset may arise where a defined benefit plan has been overfunded or where actuarial gains have arisen.						

## Notes to Standalone Financial Statements

Note No.	Particulars	(₹ in crore)			
	As per the provisions of the Employees' Provident Funds and Miscellaneous Provisions Act, 1952, the Company has no right to the benefits either in the form of refund from the plan or lower future contribution to the plan towards the net surplus of ₹ 35.04 crore (Previous year ₹ 23.03 crore) determined through actuarial valuation. Accordingly, Company has not recognised the surplus as an asset, and the actuarial gains in Other Comprehensive Income, as these pertain to the Provident Fund Trust and not to the Company.				
	<b>I) Plan Asset</b>				
	Plan assets comprises the followings :				
		March 31, 2019		March 31, 2018	
		(₹ in crore)	% of total assets	(₹ in crore)	% of total assets
	Equity Securities	95.71	3.25%	55.84	2.02%
	Fixed Income / Debt Securities	2,849.30	96.75%	2,708.44	97.98%
		<u>2,945.01</u>	<u>100.00%</u>	<u>2,764.28</u>	<u>100.00%</u>
	<b>II) Actuarial Assumptions</b>				
	The followings are the principal actuarial assumptions at the reporting date (expressed as weighted averages)				
		March 31, 2019	March 31, 2018		
	Discount rate per annum	8.65%	8.55%		
	Expected return per annum on plan asset	8.65%	8.55%		
	Super annuation age	60 Years	60 Years		
	Remaining work life	Average of 9 Years	Average of 9 Years		
	Mortality	IALM 2012-14 ULT	IALM 2006-08 ULT		
	<b>C. Defined Contribution Plan</b>				
	<b>Post Retirement Medical Assistance (PRMA)</b>				
	The Company has a Post Retirement Medical Assistance scheme, under which annual cash assistance is provided to retired employees and their spouses for both inpatient and outpatient medical treatment availed in subject to Company's gradewise policy applicable for employees.				
	A trust has been constituted and is managed by the Company for its employees, for the sole purpose of providing post retirement medical assistance facility to them.				
		March 31, 2019	March 31, 2018		
	<b>Disclosure in respect of Defined contribution plan in respect of PRMA :</b>				
	i. Amount recognised in the Statement of Profit and Loss as premium paid to the Insurance Company	15.54	15.05		
	ii. Liability provided for the fixed Medical Assistance	14.53	10.11		



**Notes to Standalone Financial Statements**

Note No.	Particulars	(₹ in crore)			
44	<b>Financial Instruments - Fair value disclosures</b>				
	<b>March 31, 2019</b>	<b>Carrying Amount</b>			
	<b>Description</b>	<b>Amortised Cost</b>	<b>Fair Value through profit and loss</b>	<b>Fair Value through OCI</b>	<b>Net</b>
	<b>A. Financial Assets</b>				
	Investments	2,823.58			2,823.58
	Loans	759.20			759.20
	Trade Receivables	4,606.19			4,606.19
	Cash and Cash equivalents	13.82			13.82
	Other Bank balances	303.34			303.34
	Other financial assets	48.71			48.71
	<b>B. Financial Liabilities</b>				
	Borrowings	11,984.52			11,984.52
	Trade Payable	1,988.07			1,988.07
	Other financial liabilities	1,218.49			1,218.49
<b>March 31, 2018</b>	<b>Carrying Amount</b>				
<b>Description</b>	<b>Amortised Cost</b>	<b>Fair Value through profit and loss</b>	<b>Fair Value through OCI</b>	<b>Net</b>	
<b>A. Financial Assets</b>					
Investments	2,421.37	-	-	2,421.37	
Loans	1,833.66	-	-	1,833.66	
Trade Receivables	3,366.15	-	-	3,366.15	
Cash and Cash equivalents	12.63	-	-	12.63	
Other Bank balances	266.02	-	-	266.02	
Other financial assets	46.03	-	-	46.03	
<b>B. Financial Liabilities</b>					
Borrowings	7,508.09	-	-	7,508.09	
Trade Payable	1,552.51	-	-	1,552.51	
Other financial liabilities	1,222.60	-	-	1,222.60	
45	<b>Disclosure as per Ind AS 23 on 'Borrowing Costs'</b>				
	Borrowing costs capitalised during the year is ₹ 403.69 crore (previous year ₹ 282.77 crore).				

**Notes to Standalone Financial Statements**

Note No.	Particulars	(₹ in crore)																																						
46	<p><b>Disclosure as per Ind AS 17 'Leases'</b></p> <p><b>I) Operating Lease</b></p> <p><b>a) as Lessee</b></p> <p>Expenses on operating leases of the premises for offices are included Note 28 – Other Expenses. Such leases entered into by the Company are non cancellable.</p> <p>Details of lease rental payable over the remaining contract period is provided below:</p> <table border="1" style="width: 100%; border-collapse: collapse;"> <thead> <tr> <th style="text-align: center;">Particulars</th> <th style="text-align: center;">March 31, 2019</th> <th style="text-align: center;">March 31, 2018</th> </tr> </thead> <tbody> <tr> <td>Less than one year</td> <td style="text-align: right;">0.65</td> <td style="text-align: right;">0.23</td> </tr> <tr> <td>Between one and five years</td> <td style="text-align: right;">1.46</td> <td style="text-align: center;">-</td> </tr> <tr> <td>More than five years</td> <td style="text-align: center;">-</td> <td style="text-align: center;">-</td> </tr> </tbody> </table>	Particulars	March 31, 2019	March 31, 2018	Less than one year	0.65	0.23	Between one and five years	1.46	-	More than five years	-	-																											
Particulars	March 31, 2019	March 31, 2018																																						
Less than one year	0.65	0.23																																						
Between one and five years	1.46	-																																						
More than five years	-	-																																						
47	<p><b>Disclosure as per Ind AS 112 'Disclosure of Interest in Other Entities'</b></p> <p><b>(a) Subsidiaries</b></p> <p>The Company's subsidiaries as at 31 March 2019 are listed below:</p> <table border="1" style="width: 100%; border-collapse: collapse;"> <thead> <tr> <th rowspan="2" style="text-align: center;">Name of entity</th> <th rowspan="2" style="text-align: center;">Place of business/ country of incorporation</th> <th colspan="2" style="text-align: center;">Ownership interest held by the group</th> <th colspan="2" style="text-align: center;">Ownership interest held by non-controlling interests</th> <th rowspan="2" style="text-align: center;">Principal activities</th> </tr> <tr> <th style="text-align: center;">March 31, 2019</th> <th style="text-align: center;">March 31, 2018</th> <th style="text-align: center;">March 31, 2019</th> <th style="text-align: center;">March 31, 2018</th> </tr> </thead> <tbody> <tr> <td>NLC Tamil Nadu Power Limited (NTPL)</td> <td style="text-align: center;">India</td> <td style="text-align: center;">89%</td> <td style="text-align: center;">89%</td> <td style="text-align: center;">11%</td> <td style="text-align: center;">11%</td> <td style="text-align: center;">Generation of energy</td> </tr> <tr> <td>Neyveli Uttar Pradesh Power Limited (NUPPL)</td> <td style="text-align: center;">India</td> <td style="text-align: center;">51%</td> <td style="text-align: center;">51%</td> <td style="text-align: center;">49%</td> <td style="text-align: center;">49%</td> <td style="text-align: center;">Generation of energy</td> </tr> </tbody> </table> <p><b>(b) Associate</b></p> <p>The Company's associate as at 31 March 2019 are listed below:</p> <table border="1" style="width: 100%; border-collapse: collapse;"> <thead> <tr> <th rowspan="2" style="text-align: center;">Name of entity</th> <th rowspan="2" style="text-align: center;">Place of business/country of incorporation</th> <th colspan="2" style="text-align: center;">Ownership interest held by the group</th> <th rowspan="2" style="text-align: center;">Principal activities</th> </tr> <tr> <th style="text-align: center;">March 31, 2019</th> <th style="text-align: center;">March 31, 2018</th> </tr> </thead> <tbody> <tr> <td>MNH Shakti Limited</td> <td style="text-align: center;">India</td> <td style="text-align: center;">15%</td> <td style="text-align: center;">15%</td> <td style="text-align: center;">Coal mining project</td> </tr> </tbody> </table> <p>The Company's investments do not contain any restrictions on disposal within a stipulated period of time.</p>	Name of entity	Place of business/ country of incorporation	Ownership interest held by the group		Ownership interest held by non-controlling interests		Principal activities	March 31, 2019	March 31, 2018	March 31, 2019	March 31, 2018	NLC Tamil Nadu Power Limited (NTPL)	India	89%	89%	11%	11%	Generation of energy	Neyveli Uttar Pradesh Power Limited (NUPPL)	India	51%	51%	49%	49%	Generation of energy	Name of entity	Place of business/country of incorporation	Ownership interest held by the group		Principal activities	March 31, 2019	March 31, 2018	MNH Shakti Limited	India	15%	15%	Coal mining project		
Name of entity	Place of business/ country of incorporation			Ownership interest held by the group		Ownership interest held by non-controlling interests			Principal activities																															
		March 31, 2019	March 31, 2018	March 31, 2019	March 31, 2018																																			
NLC Tamil Nadu Power Limited (NTPL)	India	89%	89%	11%	11%	Generation of energy																																		
Neyveli Uttar Pradesh Power Limited (NUPPL)	India	51%	51%	49%	49%	Generation of energy																																		
Name of entity	Place of business/country of incorporation	Ownership interest held by the group		Principal activities																																				
		March 31, 2019	March 31, 2018																																					
MNH Shakti Limited	India	15%	15%	Coal mining project																																				
48	<p><b>Disclosure on Ind AS 114, 'Regulatory Deferral Accounts'</b></p> <p><b>(I) Nature of rate regulated activities</b></p> <p>The Company is engaged in the business of mining of lignite and generation of power by using lignite as well as renewable energy sources. The price to be charged by the Company for electricity sold to its customers is determined by the Central Electricity Regulatory Commission (CERC)/State Electricity Regulatory Commission (SERC) and the lignite transfer price is determined by the Ministry of Coal (MoC) guidelines. The CERC and MoC provide extensive guidance on the principles and methodologies for determination of the tariff for the purpose of sale of power and transfer of lignite.</p> <p>The tariff is based on allowable costs like interest, depreciation, operation &amp; maintenance expenses, etc. with a stipulated return. This form of rate regulation is known as cost-of-service regulations which provide the Company to recover its costs of providing the goods or services plus a fair return.</p>																																							

**Notes to Standalone Financial Statements**

Note No.	Particulars	(₹ in crore)																			
	<p><b>(ii) Recognition and measurement</b></p> <p>As per the CERC/SERC Tariff Regulations, any gain or loss on account of exchange risk variation during the construction period shall form part of the capital cost till declaration of Commercial Operation Date (COD) to be considered for calculation of tariff. CERC during the past period in tariff orders for various stations has allowed exchange differences incurred during the construction period in the capital cost. Accordingly, exchange difference arising during the construction period is within the scope of Ind AS 114. When the Company prefers appeal in APTEL / Other authorities the impact of the same along with period cost if any required is considered under the Regulatory Deferral Account. The Lignite price difference between CERC approved rate, other recoverable / payable in future through Tariff are also considered under Regulatory Deferral Account Balances.</p> <p>In view of the above, exchange differences arising from settlement/translation of monetary item denominated in foreign currency to the extent recoverable from or payable to the beneficiaries in subsequent periods as per CERC Tariff Regulations are recognised on an undiscounted basis as 'Regulatory deferral account debit/credit balance' by credit/debit to 'Movements in Regulatory deferral account balances' during construction period and adjusted from the year in which the same becomes recoverable from or payable to the beneficiaries.</p>																				
	<p><b>(iii) Risks associated with future recovery/reversal of regulatory deferral account balances :</b></p> <p>(i) demand risk -Availability of alternative and cheaper sources of power may result in reduced demand.</p> <p>(ii) regulatory risk - the regulatory deferral balances may undergo a change due to the rate setting process or truing up at the end of the tariff period resulting in derecognition of regulatory deferral asset/liability.</p> <p>(iii) other risks - The Foreign Exchange Variation on actual repayment of loans are eligible for recovery from the customers and hence the risk is mitigated. In respect of disputed orders, the Company has recognised Regulatory Deferral Liability which may require economic outflow of resources upon passing of orders by the appellate authorities.</p>																				
	<p><b>(iv) Reconciliation of the carrying amounts</b></p> <p>The regulated assets/liability recognised in the books to be recovered from or payable to beneficiaries in future periods are as follows:</p>																				
	<p><b>a) Regulatory deferral account debit balance</b></p> <table border="1" style="width: 100%; border-collapse: collapse;"> <thead> <tr> <th style="width: 70%;">Particulars</th> <th style="width: 15%;">March 31, 2019</th> <th style="width: 15%;">March 31, 2018</th> </tr> </thead> <tbody> <tr> <td>A. Opening balance</td> <td style="text-align: right;">1,068.35</td> <td style="text-align: right;">250.69</td> </tr> <tr> <td>B. Addition during the current year</td> <td style="text-align: right;">124.27</td> <td style="text-align: right;">813.61</td> </tr> <tr> <td>C. Amount adjusted/collected/refunded during the year</td> <td style="text-align: right;">36.34</td> <td style="text-align: right;">7.68</td> </tr> <tr> <td>D. Regulatory deferral account balances recognised in the Statement of Profit &amp; Loss</td> <td style="text-align: right;">87.93</td> <td style="text-align: right;">813.61</td> </tr> <tr> <td>E. Closing balance</td> <td style="text-align: right;">1,119.93</td> <td style="text-align: right;">1,068.35</td> </tr> </tbody> </table>	Particulars	March 31, 2019	March 31, 2018	A. Opening balance	1,068.35	250.69	B. Addition during the current year	124.27	813.61	C. Amount adjusted/collected/refunded during the year	36.34	7.68	D. Regulatory deferral account balances recognised in the Statement of Profit & Loss	87.93	813.61	E. Closing balance	1,119.93	1,068.35		
Particulars	March 31, 2019	March 31, 2018																			
A. Opening balance	1,068.35	250.69																			
B. Addition during the current year	124.27	813.61																			
C. Amount adjusted/collected/refunded during the year	36.34	7.68																			
D. Regulatory deferral account balances recognised in the Statement of Profit & Loss	87.93	813.61																			
E. Closing balance	1,119.93	1,068.35																			
	<p><b>b) Regulatory deferral account credit balance</b></p> <p>The regulated assets/liability recognised in the books to be recovered from or payable to beneficiaries in future periods are as follows:</p> <table border="1" style="width: 100%; border-collapse: collapse;"> <thead> <tr> <th style="width: 70%;">Particulars</th> <th style="width: 15%;">March 31, 2019</th> <th style="width: 15%;">March 31, 2018</th> </tr> </thead> <tbody> <tr> <td>A. Opening balance</td> <td style="text-align: right;">4,484.08</td> <td style="text-align: right;">3,809.55</td> </tr> <tr> <td>B. Addition during the current year</td> <td style="text-align: center;">-</td> <td style="text-align: right;">862.64</td> </tr> <tr> <td>C. Amount adjusted/collected/refunded during the year</td> <td style="text-align: right;">2,045.27</td> <td style="text-align: right;">(188.11)</td> </tr> <tr> <td>D. Regulatory deferral account balances recognised in the Statement of Profit &amp; Loss</td> <td style="text-align: right;">(771.48)</td> <td style="text-align: right;">862.64</td> </tr> <tr> <td>E. Closing balance</td> <td style="text-align: right;">2,438.81</td> <td style="text-align: right;">4,484.08</td> </tr> </tbody> </table>	Particulars	March 31, 2019	March 31, 2018	A. Opening balance	4,484.08	3,809.55	B. Addition during the current year	-	862.64	C. Amount adjusted/collected/refunded during the year	2,045.27	(188.11)	D. Regulatory deferral account balances recognised in the Statement of Profit & Loss	(771.48)	862.64	E. Closing balance	2,438.81	4,484.08		
Particulars	March 31, 2019	March 31, 2018																			
A. Opening balance	4,484.08	3,809.55																			
B. Addition during the current year	-	862.64																			
C. Amount adjusted/collected/refunded during the year	2,045.27	(188.11)																			
D. Regulatory deferral account balances recognised in the Statement of Profit & Loss	(771.48)	862.64																			
E. Closing balance	2,438.81	4,484.08																			



## Notes to Standalone Financial Statements

Note No.	Particulars	(₹ in crore)	
	<b>c) Total amount recognised in the Statement of Profit &amp; Loss during the year</b>		
	<b>Particulars</b>	<b>March 31, 2019</b>	March 31, 2018
	Total amount recognised in the Statement of Profit & Loss during the year	<b>859.41</b>	(49.03)
	The Company expects to recover the carrying amount of regulatory deferral account debit balance upon truing up at the end of the relevant tariff period and /or upon passing of orders by Appellate / Other Authorities.		
49	<b>Financial Instruments</b>		
	<b>Capital Management</b>		
	The Company's policy is to maintain a strong capital base so as to maintain investor, creditor and market confidence and to sustain future development of the business. Management monitors the return on capital, as well as the level of dividends to equity shareholders.		
	The Board of Directors seeks to maintain a balance between the higher returns that might be possible with higher levels of borrowing and the advantages and security afforded by a sound capital position.		
	Under the terms of major borrowing facilities, the Company is required to comply with the following financial covenants:		
	Loan from PFC - Debt service coverage ratio not less than 1.50		
	Neyveli Bond - Minimum asset coverage ratio of 1.25		
	The capital structure of the Company consists of net debt (borrowings as detailed in notes 15, 18 (a) and (c) offset by cash and bank balances) and total equity of the Company. The Company monitors the capital structure on the basis of total debt to equity ratio and maturity profile of the overall debt portfolio of the Company.		
	<b>Gearing Ratio</b>		
	<b>Particulars</b>	<b>March 31, 2019</b>	March 31, 2018
	Debt	<b>13,166.31</b>	8,719.81
	Less: Cash and bank balances*	<b>13.82</b>	12.63
	Net debt	<b>13,152.49</b>	8,707.18
	Total equity*	<b>11,911.87</b>	12,822.64
	Net debt to total equity ratio	<b>1.10</b>	0.68
	* excludes earmarked deposits/reserves		
50	<b>Financial risk management</b>		
	The treasury function provides services to the business, co-ordinates access to domestic and international financial markets monitors and manages the financial risks relating to the operations through internal risk reports which analyse exposures by degree and magnitude of risks. These risks include market risk (including currency risk, interest rate risk and other price risk) credit risk and liquidity risk.		
	The Company's principal financial liabilities comprise loans and borrowings in domestic and foreign currency, trade payables and other payables. The main purpose of these financial liabilities is to finance the Company's operations. The Company's principal financial assets include trade and other receivables.		

**Notes to Standalone Financial Statements**

Note No.	Particulars	(₹ in crore)
50	<p><b>A) Credit risk</b></p> <p>Credit risk is the risk of financial loss to the Company if a customer or counterparty to a financial instrument fails to meet its contractual obligations resulting in a financial loss to the Company. Credit risk arises principally from trade receivables, loans &amp; advances, cash &amp; cash equivalents and deposits with banks and financial institutions.</p> <p><b>Trade receivables</b></p> <p>The Company primarily sells electricity to customers comprising, mainly state electrical utilities owned by State Governments and Union Territory. The risk of default in case of power supplied to these state owned companies is considered to be insignificant. The Company has not experienced any significant impairment losses in respect of trade receivables in the past years. On account of adoption of Ind AS 109, the Company uses expected credit loss model to assess the impairment loss or gain. The Company uses a provision matrix to compute the expected credit loss allowance for trade receivables and unbilled revenues. The provision matrix takes into account available external and internal credit risk factors such as credit defaults, credit ratings from international credit rating agencies and the Company's historical experience for customers.</p> <p>Since the Company has its customers within different states of India, geographically there is no concentration of credit risk. However, management considers the factors that may influence the credit risk of its customer base, including the default risk of the industry.</p> <p>At March 31, 2019, the Company's most significant customer, Tamil Nadu Generation &amp; Distribution Co. Ltd. (TANGEDCO) accounted for ₹ 3119.24 crore of the trade receivables carrying amount (₹ 2428.09 crore of the trade receivables as at March 31, 2018).</p> <p><b>Loans and advances</b></p> <p>The Company has given loans &amp; advances to its employees. The Company manages its credit risk in respect of Loan and advances to employees through settlement of dues against full &amp; final payment to employees.</p> <p><b>Cash and cash equivalents and deposits with banks</b></p> <p>The Company has banking operations with highly rated banks including scheduled banks which are owned by Government of India and Private Sector Banks. The risk of default with government controlled entities is considered to be insignificant.</p> <p><b>(i) Provision for expected credit losses</b></p> <p><b>(a) Financial assets for which loss allowance is measured using 12 month expected credit losses</b></p> <p>The Company has assets where the counter- parties have sufficient capacity to meet the obligations and where the risk of default is very low. Hence, no impairment has been recognised during the reporting periods in respect of such assets.</p> <p><b>(b) Financial assets for which loss allowance is measured using life time expected credit losses</b></p> <p>The Company has customers (State government utilities) with strong capacity to meet the obligations and therefore the risk of default are not material. Further, management believes that the unimpaired amounts that are past due by more than 30 days are still collectible in full, based on historical payment behaviour and extensive analysis of customer credit risk. Hence, no impairment loss was considered necessary during the reporting period in respect of trade receivables.</p> <p><b>(ii) Ageing analysis of trade receivables</b></p> <p>The Company's debtors include debtors in respect of TPS and Mines and also other debtors. As a policy, the Company does an ageing analysis of thermal debtors, the details of which is stated below. The Company does not carry out an ageing analysis of debtors pertaining to Mines and other debtors since the transactions are generally carried out against advances received from the customers.</p>	



**Notes to Standalone Financial Statements**

Note No.	Particulars	(₹ in crore)	
	The ageing analysis of the trade receivables is as below:		
		Ageing as at	
	Period	March 31, 2019	March 31, 2018
	<b>Thermal debtors</b>		
	0-30 days past due	557.00	449.43
	31-60 days past due	455.00	451.29
	61-90 days past due	452.00	349.49
	91-120 days past due	256.36	265.90
	More than 120 days past due	2,821.40	1,545.79
	<b>Total</b>	4,541.76	3,061.90
	Mine and other debtors	64.43	304.25
	<b>Total debtors</b>	4,606.19	3,366.15
	<b>B) Liquidity risk</b>		
	Liquidity risk is the risk that the Company will encounter difficulty in meeting the obligations associated with its financial liabilities that are settled by delivering cash or another financial asset. The Company's approach to managing liquidity is to ensure, as far as possible, that it will always have sufficient liquidity to meet its liabilities when due, under both normal and stressed conditions, without incurring unacceptable losses or risking damage to the Company's reputation.		
	The Company manages liquidity risk through cash credit limits and undrawn borrowing facilities by continuously monitoring forecast and actual cash flows.		
	The Company's treasury department is responsible for managing the short term and long term liquidity requirements of the Company.		
	Typically the Company ensures that it has sufficient cash on demand to meet expected operational expenses for a period of 60 days, including the servicing of financial obligations, this excludes the potential impact of extreme circumstances that cannot reasonably be predicted, such as natural disasters.		
	<b>(i) Financing arrangements</b>		
	The Company had access to the following undrawn borrowing facilities at the end of the reporting period:		
	Particulars	March 31, 2019	March 31, 2018
	<b>Floating rate borrowings</b>		
	<b>- Expiring within one year</b>		
	Working capital Loan (SBI)	332.00	742.20
	Axis Bank - Solar 500 MW	150.00	100.00
	HDFC NNTPS_₹ 1135 crore	-	385.00
	HDFC NNTPS_₹ 821 crore	631.00	-
	Solar 709MW	1,802.00	-
	Talabira Mines	1,410.75	-
	General Fund Loan	750.00	-
	<b>- Expiring within one year</b>		
	Rupee Loan from MCL Ltd.	-	1,000.00
	<b>Total</b>	5,075.75	2,227.20

**Notes to Standalone Financial Statements**

Note No.	Particulars	(₹ in crore)					
	<b>(ii) Maturities of financial liabilities</b>						
	The following are the contractual maturities (principal repayments) of non-derivative financial liabilities, based on contractual cash flows:						
	<b>March 31, 2019</b>	<b>Contractual cash flows</b>					
	<b>Contractual maturities of financial liabilities</b>	<b>3 months or less</b>	<b>3-12 months</b>	<b>1-2 years</b>	<b>2-5 years</b>	<b>More than 5 years</b>	<b>Total</b>
	KW Loan (Foreign Currency Loan )	12.59	12.59	25.18	75.53	336.63	462.51
	PFC_NNTPS	-	150.00	300.00	900.00	1,650.00	3,000.00
	RTL_SBI	-	58.38	-	-	-	58.38
	RTL_HDFC	-	58.31	-	-	-	58.31
	RTL_ICICI	-	58.31	-	-	-	58.31
	RTL_HDFC ₹ 1135 crore - NNTPS	-	56.75	113.50	340.50	624.25	1,135.00
	RTL_HDFC ₹ 821 crore - NNTPS	-	9.50	19.00	57.00	104.50	190.00
	RTL_HDFC Solar 130 MW	-	48.10	96.20	240.50	-	384.80
	RTL ₹ 500 crore Axis Bank - Solar 500 MW	-	100.00	100.00	300.00	-	500.00
	RTL ₹ 300 crore Axis Bank - Solar 500 MW	-	30.00	60.00	180.00	30.00	300.00
	RTL ₹ 456 crore Axis Bank - Solar 500 MW	-	45.60	91.20	273.60	45.60	456.00
	RTL ₹ 2552 crore Solar 709 MW	-	-	37.50	225.00	487.50	750.00
	RTL ₹ 1680.75 crore Talabira Mine	-	-	-	81.00	189.00	270.00
	RTL ₹ 1000 crore GPL	-	41.67	83.33	125.00	-	250.00
	Rupee Loan _ Mahanadhi Coal Fields	125.00	375.00	500.00	625.00	-	1,625.00
	<b>TOTAL</b>	<b>137.59</b>	<b>1,044.20</b>	<b>1,425.91</b>	<b>3,423.13</b>	<b>3,467.48</b>	<b>9,498.31</b>
	<b>March 31, 2018</b>	<b>Contractual cash flows</b>					
	<b>Contractual maturities of financial liabilities</b>	<b>3 months or less</b>	<b>3-12 months</b>	<b>1-2 years</b>	<b>2-5 years</b>	<b>More than 5 years</b>	<b>Total</b>
	KW Loan (Foreign Currency Loan )	13.06	13.06	26.12	78.36	375.40	506.00
	Bonds 2009	-	600.00	-	-	-	600.00
	PFC_NNTPS	-	-	300.00	900.00	1,800.00	3,000.00
	RTL_SBI	-	116.75	58.38	-	-	175.13
	RTL_HDFC	-	116.63	58.31	-	-	174.94
	RTL_ICICI	-	116.63	58.31	-	-	174.94
	RTL_HDFC Solar	-	48.10	96.20	336.70	-	481.00
	RTL Axis Bank - Solar 500 MW	-	-	100.00	300.00	-	400.00
	RTL_HDFC - NNTPS	-	-	113.50	340.50	296.00	750.00
	Rupee Loan _ Mahanadhi Coal Fields	-	375.00	500.00	125.00	-	1,000.00
	<b>TOTAL</b>	<b>13.06</b>	<b>1,386.16</b>	<b>1,310.82</b>	<b>2,080.56</b>	<b>2,471.40</b>	<b>7,262.00</b>

**Notes to Standalone Financial Statements**

Note No.	Particulars	(₹ in crore)					
	The following are the contractual maturities (interest) of non-derivative financial liabilities, based on contractual cash flows:						
	<b>March 31, 2019</b>	<b>Contractual cash flows</b>					
	<b>Contractual maturities of financial liabilities</b>	<b>3 months or less</b>	<b>3-12 months</b>	<b>1-2 years</b>	<b>2-5 years</b>	<b>More than 5 years</b>	<b>Total</b>
	KfW Loan (Foreign Currency Loan)	0.87	2.51	3.19	8.42	16.89	31.88
	PFC_NNTPS	72.38	213.51	260.55	607.95	437.87	1,592.26
	RTL_SBI	1.25	0.71	-	-	-	1.96
	RTL_HDFC	1.22	0.71	-	-	-	1.93
	RTL_ICICI	1.25	0.72	-	-	-	1.97
	RTL_HDFC NNTPS ₹ 1135 crore	22.16	65.37	79.78	186.15	134.07	487.53
	RTL_HDFC NNTPS ₹ 821 crore	4.00	11.81	14.42	33.64	24.23	88.10
	RTL- HDFC Solar-130MW	7.39	20.63	20.93	20.01	-	68.96
	RTL ₹ 500 crore_ Axis Bank - Solar 500 MW	10.24	28.67	30.71	43.00	-	112.62
	RTL ₹ 300 crore_ Axis Bank - Solar 500 MW	6.13	18.38	20.83	33.09	1.23	79.66
	RTL ₹ 456 crore_ Federal Bank - Solar 500 MW	9.41	28.24	32.00	50.82	1.88	122.35
	RTL ₹ 2552 crore_ Solar 709 MW	16.39	49.16	64.73	157.32	138.47	426.07
	RTL ₹ 1680.75crore_ Talabira Mine	5.77	17.31	23.09	60.60	60.60	167.37
	RTL ₹ 1000 crore_ GPL	5.46	16.39	16.39	10.93	-	49.17
	Mahanadhi Coalfields	27.71	70.00	62.71	29.17	-	189.59
	<b>TOTAL</b>	<b>191.63</b>	<b>544.12</b>	<b>629.33</b>	<b>1,241.10</b>	<b>815.24</b>	<b>3,421.42</b>
	<b>March 31, 2018</b>	<b>Contractual cash flows</b>					
	<b>Contractual maturities of financial liabilities</b>	<b>3 months or less</b>	<b>3-12 months</b>	<b>1-2 years</b>	<b>2-5 years</b>	<b>More than 5 years</b>	<b>Total</b>
	KfW Loan (Foreign Currency Loan )	1.90	1.85	3.55	9.48	20.94	37.71
	Bonds 2009	-	52.98	-	-	-	52.98
	PFC_NNTPS	59.01	177.69	224.87	532.58	426.06	1,420.20
	RTL_SBI	3.47	7.18	1.83	-	-	12.48
	RTL_HDFC	3.55	7.36	1.88	-	-	12.79
	RTL_ICICI	3.42	7.09	1.81	-	-	12.32
	RTL_HDFC Solar	15.63	47.07	57.96	116.94	-	237.60
	RTL Axis Solar 500MW	7.81	23.51	28.84	37.08	33.49	130.73
	RTL- HDFC Solar-130MW	9.83	27.58	29.58	53.25	-	120.24
	Mahanadhi Coalfields	17.45	42.66	26.80	1.23	-	88.14
	<b>TOTAL</b>	<b>122.07</b>	<b>394.96</b>	<b>377.12</b>	<b>750.55</b>	<b>480.49</b>	<b>2,125.19</b>

## Notes to Standalone Financial Statements

Note No.	Particulars	(₹ in crore)																			
	<p><b>C) Market risk</b></p> <p>Market risk is the risk that changes in market prices, such as foreign exchange rates, interest rates and equity prices which will affect the Company's income or the value of its holdings of financial instruments. The objective of market risk management is to manage and control market risk exposures within acceptable parameters while optimising the return.</p>																				
	<p><b>D) Currency risk</b></p> <p>The Company executes import agreements for the purpose of purchase of capital goods. Upto March 31, 2016 the Company till the date of commercial operation capitalise the exchange gain/loss on account of re-instatement/actual payment of the vendor liabilities. Such capital cost is allowed by CERC as recovery from beneficiaries. If any exchange gain/loss arise after the date of commercial operation the same will also be recovered from beneficiaries as part of rate regulated asset. From April 01, 2016 exchange gain/loss on long term foreign currency monetary item will be recovered from beneficiaries as a part of rate regulated asset. Hence there is no risk in case of foreign exchange gain/loss on long term foreign currency monetary items. The exposure in case of foreign exchange gain/loss on short term foreign currency monetary items is considered to be insignificant.</p> <p>The currency profile of financial assets and financial liabilities as at March 31, 2019, March 31, 2018.</p> <table border="1" style="width: 100%; border-collapse: collapse;"> <thead> <tr> <th style="width: 70%;">Particulars</th> <th style="width: 15%;">March 31, 2019</th> <th style="width: 15%;">March 31, 2018</th> </tr> </thead> <tbody> <tr> <td><b>Financial liabilities</b></td> <td></td> <td></td> </tr> <tr> <td>Borrowings - KfW *</td> <td style="text-align: right;">462.51</td> <td style="text-align: right;">506.01</td> </tr> </tbody> </table> <p>* KfW Germany loan is taken in Euro and converted into reporting currency.</p>	Particulars	March 31, 2019	March 31, 2018	<b>Financial liabilities</b>			Borrowings - KfW *	462.51	506.01											
Particulars	March 31, 2019	March 31, 2018																			
<b>Financial liabilities</b>																					
Borrowings - KfW *	462.51	506.01																			
	<p><b>Sensitivity analysis</b></p> <p>A strengthening/weakening of the Indian Rupee, as indicated below, against the Euro as at 31<sup>st</sup> March would have increased/(decreased) equity and profit or loss by the amounts shown below. This analysis is based on foreign currency exchange rate variances that the Company considered to be reasonably possible at the end of the reporting period. The analysis assumes that all other variables, in particular interest rates, remain constant. The analysis is performed on the same basis for previous year, except that the reasonably possible foreign exchange rate variances were different, as indicated below.</p> <table border="1" style="width: 100%; border-collapse: collapse;"> <thead> <tr> <th style="width: 65%;">March 31, 2019</th> <th colspan="2" style="width: 35%;">Profit and loss</th> </tr> <tr> <th>10% movement</th> <th style="width: 15%;">Strengthening</th> <th style="width: 15%;">Weakening</th> </tr> </thead> <tbody> <tr> <td>Borrowings - KfW</td> <td style="text-align: right;">46.25</td> <td style="text-align: right;">(46.25)</td> </tr> </tbody> </table> <table border="1" style="width: 100%; border-collapse: collapse;"> <thead> <tr> <th style="width: 65%;">March 31, 2018</th> <th colspan="2" style="width: 35%;">Profit and loss</th> </tr> <tr> <th>10% movement</th> <th style="width: 15%;">Strengthening</th> <th style="width: 15%;">Weakening</th> </tr> </thead> <tbody> <tr> <td>Borrowings - KfW</td> <td style="text-align: right;">50.60</td> <td style="text-align: right;">(50.60)</td> </tr> </tbody> </table>	March 31, 2019	Profit and loss		10% movement	Strengthening	Weakening	Borrowings - KfW	46.25	(46.25)	March 31, 2018	Profit and loss		10% movement	Strengthening	Weakening	Borrowings - KfW	50.60	(50.60)		
March 31, 2019	Profit and loss																				
10% movement	Strengthening	Weakening																			
Borrowings - KfW	46.25	(46.25)																			
March 31, 2018	Profit and loss																				
10% movement	Strengthening	Weakening																			
Borrowings - KfW	50.60	(50.60)																			
	<p>In management's opinion, the sensitivity analysis is unrepresentative of the inherent foreign exchange risk because the exposure at the end of the reporting period does not reflect the exposure during the year.</p>																				
	<p><b>E) Interest rate risk</b></p> <p>The Company is exposed to interest rate risk arising mainly from long term borrowings with floating interest rates. The Company is exposed to interest rate risk because the cash flows associated with floating rate borrowings will fluctuate with changes in interest rates. However, the actual interest incurred on normative loan is recoverable from beneficiary as fixed charge as per CERC Regulations.</p>																				

**Notes to Standalone Financial Statements**

Note No.	Particulars	(₹ in crore)	
	At the reporting date, the interest rate profile of the Company's interest - bearing financial instrument is as follows:		
	<b>Particulars</b>	<b>March 31, 2019</b>	March 31, 2018
	<b>Financial assets</b>		
	<b>Fixed-rate instruments</b>		
	Employee Loans	79.20	83.66
	<b>Financial liabilities</b>		
	<b>Variable-rate instruments</b>		
	<b>Rupee term loans</b>		
	- From Banks	4,410.80	2,156.00
	- Power Finance Corporation (PFC)	3,000.00	3,000.00
	<b>Fixed-rate instruments</b>		
	<b>Rupee term loans</b>		
	- Cash Credit	233.00	1,457.80
	- Working Capital Demand Loan	3,435.00	-
	<b>Foreign Currency Loan</b>		
	- KfW	462.51	506.01
	<b>Cash flow sensitivity analysis for variable-rate instruments</b>		
	A change of 50 basis points in interest rates at the reporting date would have increased (decreased) profit or loss by the amounts shown below. This analysis assumes that all other variables, in particular foreign currency rates, remain constant. The analysis is performed on the same basis for the previous year.		
		<b>Profit or loss</b>	
		<b>50 bp increase</b>	<b>50 bp decrease</b>
	<b>March 31, 2019</b>		
	<b>Rupee term loans</b>		
	- From Banks	(22.05)	22.05
	- Power Finance Corporation (PFC)	(15.00)	15.00
		<u>(37.05)</u>	<u>37.05</u>
	<b>March 31, 2018</b>		
	- From Banks	(10.78)	10.78
	- Power Finance Corporation (PFC)	(15.00)	15.00
		<u>(25.78)</u>	<u>25.78</u>
	<b>Fair value sensitivity analysis for fixed-rate instruments</b>		
	The company's fixed rate instruments are carried at amortised cost. They are therefore not subject to interest rate risk, since neither the carrying amount nor the future cash flows will fluctuate because of a change in market interest rates.		
	<b>Equity price risk</b>		
	Equity price risk is related to the change in market reference price of the investments in quoted equity securities. In the case of the Company, none of the investments in equity shares are quoted in the market and does not expose the Company to equity price risks.		
51	<b>Disclosure as per Ind AS 108 'Operating segments'</b>		
	<b>A. Basis for segmentation</b>		
	The Company has the following two strategic divisions, which are its reportable segments. These divisions are managed separately because they require different technology and operational methodologies. The following summary describes the operations of each reportable segment.		
	<b>Reportable segments</b>	<b>Product / Service from which reportable segment derives revenues</b>	
	Lignite mining	Mining of lignite	
	Power generation	Generation of power and sale of power utilities across the country	
	The Chairman-cum-Managing Director monitors the operating results of its business units separately for the purpose of making decisions about resource allocation and performance assessment. Segment performance is evaluated based on profit and loss and is measured consistently with profit and loss in the consolidated financial statements.		

**Notes to Standalone Financial Statements**

Note No.	Particulars								(₹ in crore)	
	<b>B. Information about reportable segments:</b>									
	Particulars	Lignite Mining		Power Generation		Inter-segment adjustment		Total		
		For the year ended		For the year ended		For the year ended		For the year ended		
		March 31, 2019	March 31, 2018	March 31, 2019	March 31, 2018	March 31, 2019	March 31, 2018	March 31, 2019	March 31, 2018	
	<b>REVENUE</b>									
	External Sales	577.48	388.84	6568.44	8107.36	-	-	7145.92	8496.20	
	Inter-segment sales	4515.15	5214.04	476.40	545.34	4991.56	5759.38	-	-	
	Total Revenue	5092.64	5602.88	7044.84	8652.70	4991.56	5759.38	7145.92	8496.20	
	<b>RESULT</b>									
	Segment Result	286.12	1012.17	757.36	1379.37	-	-	1043.48	2391.54	
	Other Income							618.03	476.63	
	Unallocated Corporate expenses							231.67	141.51	
	Operating Profit							1429.84	2726.66	
	Interest Expense							390.09	204.98	
	Interest Income							271.91	108.57	
	Exceptional Items							(35.21)	59.44	
	Income taxes							868.90	791.88	
	Profit from Ordinary activities							407.57	1897.81	
	Net Movement in regulatory deferral account balance income/(expenses)							859.41	(49.03)	
	Other Comprehensive Income							(34.20)	61.03	
	Net Profit							1232.77	1909.81	
	<b>OTHER INFORMATION</b>		As at March 31, 2019	As at March 31, 2018	As at March 31, 2019	As at March 31, 2018	As at March 31, 2019	As at March 31, 2018	As at March 31, 2019	As at March 31, 2018
	Segment Assets	5193.08	5937.56	13963.30	11805.88	-	-	19156.38	17743.44	
	Unallocated Corporate assets(Including Capital Work-in Progress)							15525.96	14762.97	
	Total Assets							34682.34	32506.41	
	Segment liabilities	2140.76	1354.94	1309.45	1852.09	-	-	3450.21	3207.03	
	Unallocated Corporate Liabilities							18720.80	15964.80	
	Total Liabilities							22171.01	19171.83	
	Capital Expenditure	52.11	189.47	1765.19	827.38	-	-	1817.30	1016.85	
	Depreciation	279.37	387.36	428.97	440.51	-	-	708.34	827.87	
	Non-cash expenses other than depreciation	124.32	6.09	0.03	5.78	-	-	124.35	11.87	
	<p>Note: 1. Since the business operation is within India the secondary disclosure does not arise</p> <p>2. The inter-segment transfers are priced on cost plus profit basis.</p> <p>3. Allocation of</p> <ul style="list-style-type: none"> <li>i. Storage charges on the basis of material consumption</li> <li>ii. Common charges and social overhead on the basis of salaries &amp; wages and</li> <li>iii. Service Centres Assets &amp; Liabilities are apportioned among the Segments on the basis of the service rendered.</li> </ul>									





**Notes to Standalone Financial Statements**

Note No.	Particulars	(₹ in crore)			
	<p><b>C. Information about major customers:</b></p> <p>Revenue from one major customer under "generation of energy" segment is ₹ 3252.39 crore ( March 31, 2018 : ₹ 3356.39 crore ) which is more than 10% of Company's total revenues.</p>				
52	<p>a) Advances, Sundry Debtors and Sundry Creditors have been linked with corresponding credits/debits to the extent practicable. Balances due in respect of advances and amount due to creditors are subject to confirmation and reconciliation. However, power and lignite sale dues are reconciled periodically with debtors.</p> <p>b) Performance Achieve Trade ( PAT ) - TPS-I, exemption from PAT liability was granted upto March 31, 2017. The Group has requested for extension of time to Ministry of Coal ( MoC ) and Ministry of Power ( MoP ), pending such extension the group has provided penalty as applicable under Sec.26 of Energy Conservation Act, 2001 has been considered upto March, 2019.</p>				
53	<p><b>Contingencies and Commitments</b></p>	<b>As at April 01, 2018</b>	<b>Additions</b>	<b>Deletions/ Settlement</b>	<b>As at March 31, 2019</b>
	<p><b>A. Contingencies</b></p> <p>1. Claims against the Corporation not acknowledged as debts:</p> <p>(i) From Employees /Others</p> <p style="text-align: right;">NQ</p> <p>(ii) Additional amount payable for the land acquired after 01-01-2014 towards compensation payable under the Right to Fair Compensation and Transparency in Land Acquisition, Rehabilitation and Resettlement of Act 2013</p> <p style="text-align: right;">NQ</p> <p>(iii) From Statutory Authorities/Central Govt/ Govt Departments</p> <p style="text-align: right;">1,064.37</p> <p>(iv) From Statutory Authorities/State Govt/ Govt Departments</p> <p style="text-align: right;">1,737.78</p> <p>(v) From CPSEs</p> <p style="text-align: right;">-</p> <p>(vi) From Others</p> <p style="text-align: right;">1,888.71</p> <p><b>Sub-Total Claims not acknowledged as debt</b></p> <p style="text-align: right;"><b>4,690.86</b></p> <p>2. Guarantees issued by Company</p> <p style="text-align: right;">563.88</p> <p><b>Sub-Total Contingencies ( A )</b></p> <p style="text-align: right;"><b>5,254.74</b></p> <p><b>B. Commitment</b></p> <p>Estimated value of contracts remaining to be executed on capital accounts not provided for</p> <p style="text-align: right;">6,485.42</p> <p><b>Sub-Total Commitments ( B )</b></p> <p style="text-align: right;"><b>6,485.42</b></p> <p><b>Total Contingencies and Commitments ( A + B )</b></p> <p style="text-align: right;"><b>11,740.16</b></p>				
	NQ : Not Quantifiable				



**Notes to Standalone Financial Statements**

Note No.	Particulars	(₹ in crore)					
54	<b>Disclosure as per Ind AS 12 'Income taxes'</b>						
	<b>(a) Income tax expense</b>						
	<b>i) Income tax recognised in Statement of Profit and Loss</b>						
	<b>Particulars</b>	<b>March 31, 2019</b>		<b>March 31, 2018</b>			
	<b>Current tax expense</b>						
	Current year	288.27		481.72			
	Adjustment for earlier years	101.90		(0.24)			
	Pertaining to regulatory deferral account balances	262.69		(11.00)			
	<b>Total current tax expense</b>	<b>652.86</b>		<b>470.48</b>			
	<b>Deferred tax expense</b>						
	Origination and reversal of temporary differences	297.33		(22.46)			
	Less: Deferred asset for deferred tax liability	81.29		(361.50)			
	<b>Total deferred tax expense</b>	<b>216.04</b>		<b>339.05</b>			
	<b>Total income tax expense</b>	<b>868.90</b>		<b>809.52</b>			
	<b>ii) Income tax recognised in other comprehensive income</b>						
	<b>Particulars</b>	<b>March 31, 2019</b>			<b>March 31, 2018</b>		
		<b>Before tax</b>	<b>Tax expense/ (benefit)</b>	<b>Net of tax</b>	<b>Before tax</b>	<b>Tax expense/ (benefit)</b>	<b>Net of tax</b>
	- Net actuarial gains/(losses) on defined benefit plans	(49.26)	(15.06)	(34.20)	78.68	17.65	61.03
	<b>iii) Reconciliation of tax expense and the accounting profit multiplied by Company's tax rate</b>						
		<b>March 31, 2019</b>		<b>March 31, 2018</b>			
	<b>Profit before tax (including OCI)</b>	<b>2,086.62</b>		<b>2,719.34</b>			
	Tax using the Company tax rate of @ 34.944% & Tax on Capital Gain @ 23.296% (31 March 2018 - 34.608%)	<b>732.09</b>		<b>801.60</b>			
	<b>Tax effect of:</b>						
	Non-deductible tax expenses	<b>345.78</b>		<b>325.35</b>			
	Foreign exchange differences	-		-			
	Tax deductions/allowances	<b>(546.04)</b>		<b>(319.69)</b>			
	Business Tax losses	-		<b>(345.47)</b>			
	Previous year tax liability	<b>101.89</b>		-			
	Interest	<b>4.08</b>		<b>8.69</b>			
	<b>Total tax expense in the Statement of Profit and Loss</b>	<b>637.80</b>		<b>470.48</b>			

**Notes to Standalone Financial Statements**

Note No.	Particulars	(₹ in crore)			
	<b>(b) Tax losses carried forward</b>				
	<b>Particulars</b>	<b>March 31, 2019</b>	<b>Expiry date</b>	<b>March 31, 2018</b>	<b>Expiry date</b>
	Unused tax losses for which no deferred tax asset has been recognised	-	-	-	-
	<b>(c) Dividend distribution tax on proposed dividend not recognised at the end of the reporting period</b>				
	Since year end, the directors have recommended the payment of final dividend amounting to ₹ Nil (31 March 2018: ₹ 41.27 crore). The dividend distribution tax on this proposed dividend amounting to ₹ Nil (31 March 2018: ₹ 8.48 crore) has not been recognised since this proposed dividend is subject to the approval of shareholders in the ensuing annual general meeting.				
55	<b>Information in respect of micro and small enterprises as required by Micro, Small and Medium Enterprises Development Act, 2006</b>				
	<b>Particulars</b>	<b>March 31, 2019</b>		<b>March 31, 2018</b>	
	a) Amount remaining unpaid to any supplier:				
	Principal amount	<b>17.62</b>		17.88	
	Interest due thereon	<b>0.00</b>		0.12	
	b) Amount of interest paid in terms of Section 16 of the MSMED Act along-with the amount paid to the suppliers beyond the appointed day.	-		-	
	c) Amount of interest due and payable for the period of delay in making payment (which have been paid but beyond the appointed day during the year) but without adding the interest specified under the MSMED Act, 2006.	-		-	
	d) Amount of interest accrued and remaining unpaid	-		-	
	e) Amount of further interest remaining due and payable even in the succeeding years, until such date when the interest dues as above are actually paid to the small enterprises, for the purpose of disallowances as a deductible expenditure under Section 23 of MSMED Act	-		-	
56	<b>Disclosure as per Ind AS 33 'Earnings per Share'</b>				
	<b>(i) Basic and diluted earnings per share for the year ended</b>	<b>March 31, 2019</b>		<b>March 31, 2018</b>	
	From operations including regulatory deferral account balances (a) (in ₹)	<b>8.54</b>		12.09	
	From regulatory deferral account balances (b) (in ₹)	<b>4.02</b>		(0.25)	
	From operations excluding regulatory deferral account balances (a)-(b) (in ₹)	<b>4.52</b>		12.34	
	Nominal value per share (in ₹)	<b>10.00</b>		10.00	
	<b>(ii) Profit attributable to equity shareholders (used as numerator)</b>	<b>March 31, 2019</b>		<b>March 31, 2018</b>	
	From operations including regulatory deferral account balances (a)	<b>1,266.98</b>		1,848.78	
	From regulatory deferral account balances - net of tax (b)	<b>596.72</b>		(38.03)	
	From operations excluding regulatory deferral account balances (a)-(b)	<b>670.26</b>		1,886.81	

**Notes to Standalone Financial Statements**

Note No.	Particulars	March 31, 2019	March 31, 2018
	<b>(iii) Weighted average number of equity shares (used as denominator)</b>		
	Opening balance of issued equity shares (Nos.)	1,52,85,68,427	1,52,85,68,427
	Effect of shares issued /bought back during the year, if any (Nos.)	4,51,07,098	-
	<b>Weighted average number of equity shares for Basic and Diluted EPS (Nos.)</b>	<b>1,48,34,61,329</b>	1,52,85,68,427
57	<b>Capital Employed</b>	<b>(₹ in crore)</b>	
	<b>Particulars</b>	<b>As at March 31, 2019</b>	<b>As at March 31, 2018</b>
	<b>Capital Employed shall comprise of Net Worth, Long Term Borrowings excluding CWIP and Investment made</b>	<b>15,303.68</b>	15,197.76
58	Amount in the financial statements are presented in ₹ crore (upto two decimals) except for per share data and as other-wise stated. Certain amounts, which do not appear due to rounding off, are disclosed separately. Figures of previous year has been regrouped/reclassified wherever necessary.		
59	<p>a) The Company has a system of obtaining periodic confirmation of balances from banks and other parties. There are no unconfirmed balances in respect of bank accounts and borrowings from banks &amp; financial institutions. With regard to receivables for sale of energy, the Company sends demand intimations to the beneficiaries with details of amount paid and balance outstanding which can be said to be automatically confirmed on receipt of subsequent payment from such beneficiaries. In addition, reconciliation with beneficiaries for sale of power and lignite is generally done on quarterly basis. So far as trade/other payables and loans and advances are concerned, the balance confirmation letters with the negative assertion as referred in the Standard on Auditing (SA) 505 (Revised) 'External Confirmations', were sent to the parties. Some of such balances are subject to confirmation/reconciliation. Adjustments, if any will be accounted for on confirmation/reconciliation of the same, which in the opinion of the management will not have a material impact. Loan outstanding balances of employees are also reconciled periodically.</p> <p>b) In the opinion of the management, the value of assets, other than property, plant and equipment and non-current investments, on realisation in the ordinary course of business, will not be less than the value at which these are stated in the Balance Sheet.</p>		
60	<p><b>Recent accounting pronouncements</b></p> <p><b>Standards issued but not yet effective:</b></p> <p>a) <b>Ind AS 116, Leases</b></p> <p>The Company is required to adopt Ind AS 116, Leases from 1<sup>st</sup> April 2019. Ind AS 116 introduces a single, on-balance sheet lease accounting model for lessees. A lessee recognizes a right-of-use asset representing its right to use the underlying asset and a lease liability representing its obligation to make lease payments. There are recognition exemptions for short-term leases and leases of low-value items. Lessor accounting remains similar to the current standard – i.e. lessors continue to classify leases as finance or operating leases. It replaces existing leases guidance, Ind AS 17, Leases. The Company has completed an initial assessment of the potential impact on its financial statements but has not yet completed its detailed assessment. The quantitative impact of adoption of Ind AS 116 on the financial statements in the period of initial application is not reasonably estimable as at present.</p> <p><b>Transition</b></p> <p>The Company plans to apply Ind AS 116 initially on 1<sup>st</sup> April 2019, using the modified retrospective approach. Therefore, the cumulative effect of adopting Ind AS 116 will be recognized as an adjustment to the opening balance of retained earnings at 1<sup>st</sup> April 2019, with no restatement of comparative information.</p> <p>The Company plans to apply the practical expedient to grandfather the definition of a lease on transition. This means that it will apply Ind AS 116 to all contracts entered into before 1<sup>st</sup> April 2019 and identified as leases in accordance with Ind AS 17.</p> <p>b) <b>Ind AS 21 'The effects of changes in foreign exchange rates'</b></p> <p>The amendment to Ind AS 21 applies to entities for foreign currency consideration paid or received in advance. The amendment requires such advance paid or deferred liability to be restated using the spot rate as of the date of such a transaction.</p> <p>The Company is evaluating the requirements of the amendment after which the effect on the financial statements will be evaluated.</p>		



CONSOLIDATED FINANCIAL STATEMENTS

**M/s. CHANDRAN & RAMAN,**  
Chartered Accountants,  
Paragon No.2, Dr. Radhakrishnan Salai,  
2<sup>nd</sup> Street, Mylapore,  
Chennai - 600 004.

**M/s. P K K G BALASUBRAMANIAM & ASSOCIATES,**  
Chartered Accountants,  
Door No.10/2, Eighth Street,  
Gandhi Nagar,  
Thiruvannamalai - 606 602.

## INDEPENDENT AUDITORS' REPORT

To  
**The Members of NLC INDIA LIMITED**  
(Formerly Neyveli Lignite Corporation Limited)

### Report on the Consolidated Financial Statements

#### Opinion

We have audited the accompanying Consolidated financial statements of **M/s. NLC INDIA LIMITED** (formerly Neyveli Lignite Corporation Limited) (hereinafter referred to as "the Holding Company") and its subsidiaries (the Holding Company and its subsidiaries together referred to as "the Group"), its associate and jointly controlled entity, comprising of the Consolidated Balance Sheet as at 31<sup>st</sup> March, 2019, the Consolidated Statement of Profit and Loss (Including other comprehensive income), Consolidated Statement of Changes in Equity, the Consolidated Cash Flow Statement for the year then ended, and a summary of the significant accounting policies and other explanatory information (hereinafter referred to as "the consolidated financial statements").

In our opinion and to the best of our information and according to the explanations given to us, the aforesaid Consolidated financial statements give the information required by the Act in the manner so required and give a true and fair view in conformity with the accounting principles generally accepted in India, of the state of affairs (financial position) of the Group as at 31<sup>st</sup> March, 2019, and its consolidated profit, consolidated total comprehensive income, consolidated changes in equity and its consolidated cash flows for the year ended on that date.

#### Basis for Opinion

We conducted our audit in accordance with the Standards on Auditing (SAs) specified under section 143(10) of the Companies Act, 2013. Our responsibilities under those Standards are further described in the Auditor's Responsibilities for the Audit of the Consolidated Financial Statements section of our report. We are independent of the Group in accordance with the Code of Ethics issued by the Institute of Chartered Accountants of India together with the ethical requirements that are relevant to our audit of the financial statements under the provisions of the Companies Act, 2013 and the Rules thereunder, and we have fulfilled our other ethical responsibilities in accordance with these requirements and the Code of Ethics. We believe that the audit evidence we have obtained is sufficient and appropriate to provide a basis for our opinion on the consolidated financial statements.

#### Key Audit Matters

Key audit matters are those matters that, in our professional judgment, were of most significance in our audit of the financial statements of the current period. These matters were addressed in the context of our audit of the consolidated financial statements as a whole, and in forming our opinion thereon, and we do not provide a separate opinion on these matters.



**The following have been considered as Key Audit Matters**

Sl. No.	Key Audit Matters	Auditor's Response
1.	<p>Revenue recognition on sale of power to entities (DISCOMS) and the disclosure requirements vis-à-vis the requirements for complying with IND AS-114-Regulatory Deferral Accounts &amp; IND AS-115 - Revenue from Contracts with Customers.</p> <p>The Central Electricity Regulatory Commission (CERC) / State Electricity Regulatory Commission (SERC) determine the tariff rates to be charged by the Company for the sale of thermal and renewable power respectively. Tariff rates for sale of thermal power are determined by CERC for a block of 5 years and the rates prescribed for the block period 2014-2019 have been considered by the Company for recognising the revenue under operating income - sale of power. The tariff for thermal power includes lignite transfer price which is determined in accordance with the guidelines issued by the Ministry of Coal (MoC).</p> <p>In addition to the recognition of revenue as stated above, the Company recognises certain items of income/ expenditure in accordance with Mandatory Accounting Standard - IND AS 114 - Regulatory Deferral Accounts. Accordingly, the Company has recognized ₹ 859.41 crore as Deferral Income in the Statement of Profit and Loss with a corresponding impact under Deferral Assets / Liabilities. Refer Note Nos.1 (XV) &amp; 1 (XXVI) and Note No.29 of the Consolidated Financial statements.</p>	<p>We have analysed the accounting principles consistently followed by the Company for recognition of the revenue arising on sale of power, commencing from financial year 2016-17 where in the Company has opted for complying with IND AS 114 (Regulatory Deferral Accounts). It is observed by us that the accounting policy followed by the Company for revenue recognition is in accordance with the principles laid down by IND AS 114 dealing with recognition of revenue by Companies whose tariff rates are governed by the orders of a rate regulator which in this case is Central Electricity Regulatory Commission / State Electricity Regulatory Commission. It is observed that the consideration of various items under "Net movement in regulatory deferral account balances" and the treatment in the audited accounts are in compliance with the accounting principles laid down in INDAS 114.</p>
2.	<p>Accounting of Surcharge</p> <p>Due from entities (DISCOMS) for any delay in the settlement of claims due to the Company results in levy of surcharge in accordance with the terms and conditions of the agreement entered into for the sale of power. For the financial year 2018-19 the Company has recognised a sum of ₹ 478.37 crore as surcharge under other income - Refer Note No.23 on Financial Statements.</p>	<p>Accounting of surcharge was examined by us to ensure that all the material amounts of surcharge accounted by the Company as income were in accordance with the terms and conditions of the contracts entered into by the Company with DISCOMS.</p>
3.	<p>Disputed Tax demands - Direct and Indirect taxes and measurement and the related disclosure in accordance with IND AS - 37 Provisions, Contingent Liabilities and Contingent Assets.</p> <p>There are several items of disputes pending in various appellate forums in respect of determination and quantification of liability towards direct and indirect taxes by the departments. Liabilities in respect of disputed demands are considered only as contingent liabilities pending the outcome of the decision of the</p>	<p>Details of the tax liabilities contested in the appeals were obtained and analysed by us to ensure that the amount of ₹ 368.78 crore disclosed under contingent liability had not become ascertained liability as on 31-3-2019.</p> <p>- Orders of the Appellate authorities for the adjudication of similar items in the earlier accounting years in favor of the company were perused to evaluate the similarity of the facts and also to ensure the disclosure of the disputed demands under contingent liability was in</p>



CONSOLIDATED FINANCIAL STATEMENTS

Sl. No.	Key Audit Matters	Auditor's Response
	<p>appellate authorities. The total amount of disputed liabilities on account of Direct and Indirect taxes as disclosed in Note No.52 is ₹ 368.78 crore.</p>	<p>accordance with the requirements of IND AS-37, Provisions, Contingent Liabilities and Contingent Assets.</p> <p>- The contention of the management as to the contingent nature of liabilities was also analysed in the light of expert legal opinion obtained by the Company.</p>
4.	<p>Amounts disclosed under contingencies and commitments - from others - Note No.52.</p> <p>A sum of ₹ 11,434.18 crore has been considered by the company under the above head.</p> <p>This sum represents claims of third parties including the compensation for land acquisition and contractors. The Company has not accepted the said claims which are contested in legal proceedings and are pending for disposal by the appellate authorities.</p>	<p>We have verified the list of claims made by third parties. Status of the appeals filed and pending for disposal as on 31<sup>st</sup> March 2019 was analysed. It was observed that there was no change in the status as compared to 31<sup>st</sup> March 2018.</p>
5.	<p>Amount of ₹ 349.13 crore included under Capital Work in Progress (project Put on Hold), Bithnok and BTPSE Project.</p>	<p>We have obtained the details of project activities of Bithnok and BTPSE project from the management.</p> <p>We have noted that the Company has incurred capital expenditure of ₹ 349.13 crore and ₹ 168.17 crore in Bithnok and BTPSE project respectively which includes land of ₹ 176.92 crore and capital advance of ₹ 261.72 crore. On the basis of clarification received from management, current year expenses also have been capitalised in the project cost.</p> <p>We have obtained the information from records and found that Rajasthan Government has accorded in-principle approval for revival of the project with certain conditions.</p> <p>We have obtained the management reply that the discussions with Rajasthan Government and M/s. Reliance Infrastructure Limited by NLCIL's top level management for revival of the project are under progress.</p>



**Key audit matters reported by the statutory auditor of the Subsidiary Company - NLC TAMIL NADU POWER LIMITED and considered by us**

Sl. No.	Key Audit Matters	Auditor's Response
6.	On 16.01.2019, Unit -2 of NTPL 2 x 500 MW Thermal Power Station tripped due to fire occurred near the generator end and the winding and other Parts of the generator rotor got severely damaged. Consequently, Unit 2 was not in operation from that date, resulting in loss of revenue for the Period up to 31.03.2019.	We found that vide agenda item No: 82.14 in the Board meeting held on 06.02.2019 approval has been accorded for rectification of Unit 2 by recognising the occurrence of the event.
7.	<p>The Company has filed interim truing up Petition with CERC claiming an amount of ₹ 77,438/- lakh towards discharged liabilities for capital expenditure from the date of commissioning up to 31.3.2018.</p> <p>The said expenditure is covered under the original scope of the work as approved in the Project cost. Accordingly, an amount of ₹ 29,539/- lakh has been recognised under capacity charges as per regulation'.</p> <p>The same is explained in detail in Note 29 and Note 42 to financial statements.</p>	<p>Interim tariff order dated 11.07.2017 granted by the CERC had set 31.03.2018 as cut-off date for claiming the balance un-discharged liabilities in respect of the capital expenditure covered under the original scope of the work as approved in the project cost.</p> <p>The Company has reviewed(assessed) the regulatory deferral balances in respect of income and expenditure with reference to the underlying activities that meet the recognition criteria as per CERC Regulations.</p> <p>We verified this with reference to CERC Tariff Advisory Order 2014-19, interim order dated 11.07.2017 and truing-up petition filed based on audited financials up to 31.03.2018.</p>

**Management's Responsibility for the Consolidated Financial Statements**

The Company's Board of Directors is responsible for the matters stated in section 134(5) of the Companies Act, 2013 ("the Act") with respect to the preparation of these Consolidated financial statements that give a true and fair view of the consolidated financial position, consolidated financial performance, consolidated changes in equity, and consolidated cash flows of the Group in accordance with the accounting principles generally accepted in India, including the accounting Standards specified under section 133 of the Act. This responsibility also includes maintenance of adequate accounting records in accordance with the provisions of the Act for safeguarding of the assets of the Group and for preventing and detecting frauds and other irregularities; selection and application of appropriate accounting policies; making judgments and estimates that are reasonable and prudent; and design, implementation and maintenance of adequate internal financial controls, that were operating effectively for ensuring the accuracy and completeness of the accounting records, relevant to the preparation and presentation of the financial statement that give a true and fair view and are free from material misstatement, whether due to fraud or error.

In preparing the consolidated financial statements, the respective Board of Directors of the companies included in the group are responsible for assessing the Group's ability to continue as a going concern, disclosing, as applicable, matters related to going concern and using the going concern basis of accounting unless management either intends to liquidate the Group or to cease operations, or has no realistic alternative but to do so.

The respective Board of Directors of the companies included in the Group are also responsible for overseeing the Company's financial reporting process.





CONSOLIDATED FINANCIAL STATEMENTS

**Auditors' Responsibility**

Our objectives are to obtain reasonable assurance about whether the consolidated financial statements as a whole are free from material misstatement, whether due to fraud or error, and to issue an auditor's report that includes our opinion. Reasonable assurance is a high level of assurance, but is not a guarantee that an audit conducted in accordance with SAs will always detect a material misstatement when it exists. Misstatements can arise from fraud or error and are considered material if, individually or in the aggregate, they could reasonably be expected to influence the economic decisions of users taken on the basis of these consolidated financial statements.

As part of an audit in accordance with SAs, we exercise professional judgment and maintain professional skepticism throughout the audit. We also:

- Identify and assess the risks of material misstatement of the Consolidated financial statements, whether due to fraud or error, design and perform audit procedures responsive to those risks, and obtain audit evidence that is sufficient and appropriate to provide a basis for our opinion. The risk of not detecting a material misstatement resulting from fraud is higher than for one resulting from error, as fraud may involve collusion, forgery, intentional omissions, misrepresentations, or the override of internal control.
- Obtain an understanding of internal control relevant to the audit in order to design audit procedures that are appropriate in the circumstances. Under section 143(3)(i) of the Companies Act, 2013, we are also responsible for expressing our opinion on whether the Group has adequate internal financial controls system in place and the operating effectiveness of such controls.
- Evaluate the appropriateness of accounting policies used and the reasonableness of accounting estimates and related disclosures made by management.
- Conclude on the appropriateness of management's use of the going concern basis of accounting and, based on the audit evidence obtained, whether a material uncertainty exists related to events or conditions that may cast significant doubt on the Group's ability to continue as a going concern. If we conclude that a material uncertainty exists, we are required to draw attention in our auditor's report to the related disclosures in the financial statements or, if such disclosures are inadequate, to modify our opinion. Our conclusions are based on the audit evidence obtained up to the date of our auditor's report. However, future events or conditions may cause the Group to cease to continue as a going concern.
- Evaluate the overall presentation, structure and content of the financial statements 29, including the disclosures, and whether the financial statements represent the underlying transactions and events in a manner that achieves fair presentation.

We communicate with those charged with governance regarding, among other matters, the planned scope and timing of the audit and significant audit findings, including any significant deficiencies in internal control that we identify during our audit.

We also provide those charged with governance with a statement that we have complied with relevant ethical requirements regarding independence, and to communicate with them all relationships and other matters that may reasonably be thought to bear on our independence, and where applicable, related safeguards.

From the matters communicated with those charged with governance, we determine those matters that were of most significance in the audit of the financial statements of the current period and are therefore the key audit matters. We describe these matters in our auditor's report unless law or regulation precludes public disclosure about the matter or when, in extremely rare circumstances, we determine that a matter should not be communicated in our report because the adverse consequences of doing so would reasonably be expected to outweigh the public interest benefits of such communication.



### Emphasis of Matter

We draw attention to the Note No.29 - Net movement in regulatory deferral account balances Income/expenses - to the Consolidated Financial Statements:

- a. As explained in the said note, a sum of ₹ 131.29 crore along with period cost has been de-recognised under regulatory deferral liabilities during the current financial year on account of redetermination of the estimated liabilities arising out of orders of CERC in respect of sharing of incentives and revenue on sale of lignite to outsiders respectively and inclusion of the said amount under Regulatory deferral income.

As reported by the auditor of the Subsidiary Company NLC TAMIL NADU POWER LIMITED in their audit report dated 27.05.2019.

- b. Note number 53c of notes to balance sheet - "Regarding balances of Sundry creditors, Debtors, Loans and advances and deposits which are subject to confirmation and reconciliation".
- c. Note number 53d of notes to balance sheet- A sum of ₹ 7,22,26,139/- has been accounted during the year as rebate to DISCOMS (BESCOM - ₹ 6,65,27,250/-; MESCOM - ₹ 56,98,889/-) pertaining to past years after reconciliation during the year. This accentuates the stress on reconciling parties accounts regularly and / obtaining confirmation of balances at regular intervals'.
- d. Our opinion is not modified in respect of the said matters.

### Other Matter

We did not audit the financial statements of TWO (2) subsidiaries, and ONE (1) Associate and jointly controlled entity, whose financial statements reflect total assets of ₹ 14228.37 crore as at 31<sup>st</sup> March, 2019, total revenues of ₹ 2899.16 crore and net cash flows amounting to ₹ (11.64) crore for the year ended on that date, as considered in the consolidated financial statements. The consolidated financial statements also include the Group's share of net profit of ₹ 270.46 crore for the year ended 31<sup>st</sup> March, 2019, as considered in the consolidated financial statements, in respect of aforesaid TWO (2) subsidiaries, and ONE (1) Associate and jointly Controlled entity whose financial statements have not been audited by us. These financial statements have been audited by other independent statutory auditors whose reports have been furnished to us by the Management and our opinion on the consolidated financial statements, in so far as it relates to the amounts and disclosures included in respect of these subsidiaries, Associate and jointly controlled entity and our report in terms of sub-sections (3) and (11) of Section 143 of the Act, in so far as it relates to the aforesaid subsidiaries, associate and jointly controlled entity, is based solely on the reports of the other auditors.

Our opinion on the consolidated financial statements, and our report on Other Legal and Regulatory Requirements below, is not modified in respect of the above matters with respect to our reliance on the work done and the reports of the other auditors.

### Report on Other Legal and Regulatory Requirements

1. As required by Section 143(3) of the Act, we report that:
  - (a) We have sought and obtained all the information and explanations which to the best of our knowledge and belief were necessary for the purposes of our audit of the aforesaid consolidated financial statements.
  - (b) In our opinion, proper books of account as required by law relating to preparation of the aforesaid consolidated financial statements have been kept so far as it appears from our examination of those books and the reports of the other auditors.
  - (c) The Consolidated Balance Sheet, the Consolidated Statement of Profit and Loss, (Including other comprehensive income), the Consolidated Cash Flow Statement and the dealt with by this Report are in agreement with the relevant books of account maintained for the purpose of preparation of the consolidated financial statements.



**CONSOLIDATED FINANCIAL STATEMENTS**

- (d) In our opinion, the aforesaid consolidated financial statements comply with the Indian Accounting Standards (Ind AS) specified under Section 133 of the Act.
- (e) As per Notification No.G.S.R 463(E) dated 05.06.2015, subsection (2) of Sec 164 of the Companies Act, 2013 is not applicable to Government Companies.
- (f) With respect to adequacy of the internal financial control over financial reporting of the company and the operating effectiveness of such controls, we give our report in Annexure-I.
- (g) With respect to the other matters to be included in the Auditor's Report in accordance with Rule 11 of the Companies (Audit and Auditors) Rules, 2014, as amended, in our opinion and to the best of our information and according to the explanations given to us:
- The consolidated financial statements disclose the impact of pending litigations on the consolidated financial position of the Group, its associate and jointly controlled entity - Refer Note 52.
  - The Group had long term contracts for coal mining, power sale, project execution etc. However as at March 31, 2019 there were no material foreseeable losses on those contracts. The Group did not have any derivative contracts as at March 31, 2019.
  - There has been no delay in transferring amounts, required to be transferred, to the Investor Education and Protection Fund by the Holding Company and its subsidiary Companies, associate Company and jointly controlled entity incorporated in India.
2. As required by Sec 143(5) of the Companies Act, 2013, our comments in regard to the directions and sub-directions issued by the Comptroller and Auditor General of India is given in Annexure-II.

**FOR M/s.CHANDRAN & RAMAN**

Chartered Accountants  
Firm Regn. No.000571S

**S. PATTABIRAMAN**

Partner  
M No.014309

**FOR M/s.PKKG BALASUBRAMANIAM & ASSOCIATES**

Chartered Accountants  
Firm Regn. No.001547S

**C. RAMESH**

Partner  
M No.025985

Place : Neyveli

Date : 30<sup>th</sup> May 2019



## **Annexure-I to Independent Auditors' Report**

### **Report on the Internal Financial Controls under Clause (i) of Sub-section 3 of Section 143 of the Companies Act, 2013 ("the Act")**

In connection with our audit of the consolidated financial statements of the Company for the year ended March 31st, 2019, We have audited the internal financial controls over financial reporting of **M/s. NLC INDIA LIMITED** (formerly Neyveli Lignite Corporation Limited) (hereinafter referred to as "the Holding Company") and its subsidiary Companies, its associate and jointly controlled entity, which are Companies incorporated in India, as of that date.

#### **Management's Responsibility for Internal Financial Controls**

The respective Board of Directors of the Holding Company, its subsidiary Companies, its associate and jointly controlled entity, which are Companies incorporated in India, are responsible for establishing and maintaining internal financial controls based on the internal control over financial reporting criteria established by the Company considering the essential components of internal control stated in the Guidance Note on Audit of Internal Financial Controls over Financial Reporting issued by the Institute of Chartered Accountants of India. These responsibilities include the design, implementation and maintenance of adequate internal financial controls that were operating effectively for ensuring the orderly and efficient conduct of its business, including adherence to Company's policies, the safeguarding of its assets, the prevention and detection of frauds and errors, the accuracy and completeness of the accounting records, and the timely preparation of reliable financial information, as required under the Companies Act, 2013.

#### **Auditors' Responsibility**

Our responsibility is to express an opinion on the Company's internal financial controls over financial reporting based on our audit. We conducted our audit in accordance with the Guidance Note on Audit of Internal Financial Controls over Financial Reporting (the "Guidance Note") and the Standards on Auditing, issued by ICAI and deemed to be prescribed under section 143(10) of the Companies Act, 2013, to the extent applicable to an audit of internal financial controls issued by the Institute of Chartered Accountants of India. Those Standards and the Guidance Note require that we comply with ethical requirements and plan and perform the audit to obtain reasonable assurance about whether adequate internal financial controls over financial reporting was established and maintained and if such controls operated effectively in all material respects.

Our audit involves performing procedures to obtain audit evidence about the adequacy of the internal financial controls system over financial reporting and their operating effectiveness. Our audit of internal financial controls over financial reporting included obtaining an understanding of internal financial controls over financial reporting, assessing the risk that a material weakness exists, and testing and evaluating the design and operating effectiveness of internal control based on the assessed risk. The procedures selected depend on the auditor's judgement, including the assessment of the risks of material misstatement of the financial statements, whether due to fraud or error.

We believe that the audit evidence we have obtained is sufficient and appropriate to provide a basis for our audit opinion on the internal financial controls system over financial reporting. We believe that the audit evidence we have obtained is sufficient and appropriate to provide a basis for our audit opinion on the internal financial controls system over financial reporting of the Company, its subsidiaries and jointly controlled entity.

#### **Meaning of Internal Financial Controls over Financial Reporting**

A Company's internal financial control over financial reporting is a process designed to provide reasonable assurance regarding the reliability of financial reporting and the preparation of financial statements for external purposes in accordance with generally accepted accounting principles. A Company's internal financial control over financial reporting includes those policies and procedures that (1) pertain to the maintenance of records that, in reasonable detail, accurately and fairly reflect the transactions and dispositions of the assets of the Company; (2) provide reasonable assurance that transactions are recorded as necessary to permit preparation of financial statements in accordance with generally accepted accounting principles, and that receipts and expenditures of the Company are being made only in accordance with authorisations of management and directors of the Company; and (3) provide reasonable assurance regarding prevention or timely detection of unauthorised acquisition, use, or disposition of the Company's assets that could have a material effect on the financial statements.

#### **Inherent Limitations of Internal Financial Controls over Financial Reporting**

Because of the inherent limitations of internal financial controls over financial reporting, including the possibility of collusion or improper management override of controls, material misstatements due to error or fraud may occur and not be detected. Also, projections of any evaluation of the internal financial controls over financial reporting to future periods are subject to the risk that the internal financial control over financial reporting may become inadequate because of changes in conditions, or that the degree of compliance with the policies or procedures may deteriorate.



**CONSOLIDATED FINANCIAL STATEMENTS**

**Opinion**

In our opinion, the Holding Company, its subsidiary Companies, and its associate and jointly controlled entity, which are Companies incorporated in India have in all material respects, an adequate internal financial controls system over financial reporting and such internal financial controls over financial reporting were operating effectively as at March 31<sup>st</sup>, 2018, based on the internal control over financial reporting criteria established by the Company considering the essential components of internal control stated in the Guidance Note on Audit of Internal Financial Controls Over Financial Reporting issued by the Institute of Chartered Accountants of India.

**Other Matters**

Our aforesaid reports under Section 143(3)(i) of the Act on the adequacy and operating effectiveness of the internal financial controls over financial reporting in so far as it relates to TWO (2) subsidiary Companies and ONE (1) associate and jointly controlled entity, which are Companies incorporated in India, is based on the corresponding reports of the auditors of such Companies incorporated in India.

**FOR M/s. CHANDRAN & RAMAN**  
Chartered Accountants  
Firm Regn. No.000571S

**FOR M/s.PKKG BALASUBRAMANIAM & ASSOCIATES**  
Chartered Accountants  
Firm Regn. No.001547S

**S. PATTABIRAMAN**  
Partner  
M No.014309

**C. RAMESH**  
Partner  
M No.025985

Place : Neyveli

Date : 30<sup>th</sup> May 2019

**The following to be considered as a part of the above Auditor's Report.**

In the Key Audit matters the following changes to be considered as part of our report:

- 1) In the heading "NLCIL" to be included
- 2) "Standalone" to be included in Note No's mentioned in Key Audit matters point no's 1, 2, 3 and 4.
- 3) "NTPL's Standalone" to be included in Note No.7 mentioned in Key Audit matters.

Sl. No.	Details	As in Audit Report	To be changed to
1	Key Audit matters	In point no. 3 & 4 - 'Note No. 52'	To be read as "Note No. 53 of Standalone financial statements".
2	Auditors Responsibility (Bullet Point No.5 )	The Numeric 29 inadvertently appears	The numeric '29' to be deleted
3	Emphasis of Matter	Note no. 29	To be read as "Note No. 31"
4	Report on Other Legal and Regulatory Requirements	In point no. g (i) 'Refer to Note 52'	To be read as Refer to Note no. 54
5	Annexure-I – Report on Internal Financial Controls	In Opinion Para the Year March 31 <sup>st</sup> 2018	To be read as March 31 <sup>st</sup> , 2019.

**FOR M/s. CHANDRAN & RAMAN**  
Chartered Accountants  
Firm Regn. No.000571S

**FOR M/s. PKKG BALASUBRAMANIAM & ASSOCIATES**  
Chartered Accountants  
Firm Regn. No.001547S

**S. PATTABIRAMAN**  
Partner  
M No.014309

**C. RAMESH**  
Partner  
M No.025985

Place : Neyveli

Date : 25<sup>th</sup> June 2019



**Annexure-II to Independent Auditors' Report**

**Comments in regard to the directions and sub-directions issued by the Comptroller and Auditor General of India**

Directions u/s 143(5) of the Companies Act, 2013	Auditor's reply on action taken on the directions	Impact on financial statement
<p>1. Whether the Company has a system in place to process all the accounting transactions through IT system? If Yes, the implications of processing of accounting transactions outside IT system on the integrity of the accounts along with the financial implications, if any, may be stated</p>	<p><b>In respect of NLCIL:</b></p> <p>The Company has implemented SAP ERP system for recording of its financial transactions other than Inventory management and Payroll processing. The company continued to use the material management software for recording of inventory and payroll accounting for processing employee's salary.</p> <p>Our examination of records did not reveal any transactions not coming within the purview of IT systems stated above.</p> <p><b>In respect of NTPL:</b></p> <p>The Company has entered in to a Corporate Service Agreement with its parent Company, NLC India Limited (NLCIL) for certain services like payroll, personnel information, e-tendering, maintenance of fixed assets register and generation of depreciation statement. The Company has introduced with effect from 01.04.2018, an On-line Materials Management System (OLIMMS).</p> <p>Financial accounting is done through Financial Accounting Systems (FAS). The FAS does not facilitate generation of individual party ledger accounts with the result that all transactions relating to vendors are passed in designated accounts which are in essence, only the control accounts for that category of creditors. The details of the party's accounts are maintained outside the FAS in an Excel work book with overall controls like matching the totals of the debits and credits in the control accounts with that of the work-book.</p> <p>This is not only duplication of work but lacks in authenticity as the entries are not generated by the source entry of credits and debits.</p> <p>The Company has informed that the financial accounting has been migrated to SAP from 01.04.2019 and the party's ledger will be readily extractable without any duplication of efforts and the same will not be lacking in authenticity.</p> <p><b>In respect of NUPPL:</b></p> <p>Yes, the company has system in place to process all accounting transactions through IT system. No accounting transactions were found recorded outside the IT system.</p>	<p>NA</p>



CONSOLIDATED FINANCIAL STATEMENTS

Directions u/s 143(5) of the Companies Act, 2013	Auditor's reply on action taken on the directions	Impact on financial statement
2. Whether there is any restructuring of any existing loan or cases of waiver/ write off of debts/loans/ interest etc., made by a lender to the Company due to the Company's inability to repay the loan? If yes, the financial impact may be stated.	<b>In respect of the Group:</b> During the year under audit, there were no cases of waiver/write off / restructuring of any debt /loan /interest etc.	NA
3. Whether funds received / receivable for specific schemes from Central / State agencies were properly accounted for / utilised as per its terms and conditions? List the cases of deviation.	<b>In respect of NLCIL:</b> The company has received ₹ 2.19 crore as grants for various schemes from Central / State agencies and the same have been properly accounted for and utilised as per the terms and conditions stipulated. <b>In respect of NUPPL:</b> Yes, funds received for specific schemes from Central / State agencies were properly accounted for and utilised as per the terms and conditions. <b>In respect of NTPL and MNH Shakti Limited:</b> No funds were received.	NA
4. Whether the reconciliation and recognition of revenue has been done as per payment priority clause of Power Purchase Agreement and in line with Regulation of Central Electricity Regulatory Commission without extending rebate beyond a month?	The recognition of revenue has been done as per payment priority clause of Power Purchase Agreement. The dues from the beneficiaries are being reconciled on a periodical basis. Our verification of the records indicated the company is granting rebate to the beneficiary if the dues are settled within a period of 60 days from the date of Invoice.	NA
5. Whether the Company has conducted Physical verification exercise of assets and properties at the time of Merger / Spilt / Restructure of an area. If so, whether the concerned subsidiary followed the requisite procedure?	There is no merger/spilt/restructure of an area during the FY 2018-19.	NA

**FOR M/s.CHANDRAN & RAMAN**

Chartered Accountants  
Firm Regn. No.000571S

**S. PATTABIRAMAN**

Partner  
M No.014309

**FOR M/s.PKKG BALASUBRAMANIAM & ASSOCIATES**

Chartered Accountants  
Firm Regn. No.001547S

**C. RAMESH**

Partner  
M No.025985

Place : Neyveli  
Date : 30<sup>th</sup> May 2019



**CONSOLIDATED BALANCE SHEET AS AT MARCH 31, 2019**

(₹ in crore)

Particulars	Notes	As at March 31, 2019	As at March 31, 2018
<b>ASSETS</b>			
<b>1. Non-current assets</b>			
(a) Property, Plant and Equipment	2	17,651.58	16,758.95
(b) Intangible Asset	3	6.37	6.37
(c) Capital Work-In-Progress	4	13,737.86	8,197.50
(d) Asset under Development	5	117.80	199.05
(e) Financial Assets	6		
i) Investments	a	12.69	12.69
ii) Loans	b	42.60	67.45
(f) Other Non-Current Assets	7	1,747.36	1,993.89
		<b>33,316.26</b>	<b>27,235.90</b>
<b>2. Current Assets</b>			
(a) Inventories	8	1,720.10	2,089.42
(b) Financial Assets	9		
i) Trade receivables	a	6,186.95	4,558.03
ii) Cash and cash equivalents	b	18.49	101.93
iii) Other bank balances	c	512.58	266.54
iv) Loans	d	37.39	16.21
v) Other financial assets	e	49.17	46.22
(c) Income Tax Asset (Net)	10	698.60	781.97
(d) Other Current Assets	11	1,264.65	2,275.79
		<b>10,487.93</b>	<b>10,136.11</b>
<b>3. Regulatory Deferral Account Debit Balances</b>	12	1,476.10	1,068.35
<b>Total Assets and Regulatory Deferral Account Debit Balances</b>		<b>45,280.29</b>	<b>38,440.36</b>
<b>EQUITY AND LIABILITIES</b>			
<b>Equity</b>			
(a) Equity Share Capital	13	1,386.64	1,528.57
(b) Other Equity	14		
i) Retained Earnings	a	9,101.58	9,569.00
ii) Other Reserves	b	2,281.23	2,254.40
		<b>12,769.45</b>	<b>13,351.97</b>
(c) Non-controlling Interest	15	1,101.75	685.68
<b>Liabilities</b>			
<b>1. Non-Current Liabilities</b>			
(a) Financial liabilities			
(i) Borrowings	16	14,377.29	9,380.34
(b) Deferred Tax Liabilities (Net)	17	2,283.36	1,912.17
(c) Other Non-Current Liabilities	18	1,363.97	1,010.64
		<b>18,024.62</b>	<b>12,303.15</b>
<b>2. Current Liabilities</b>			
(a) Financial liabilities	19		
(i) Borrowings	a	4,546.53	2,130.53
(ii) Trade payables	b		
- Total outstanding dues of Micro and Small enterprises		29.92	17.88
- Total outstanding dues of creditors other than Micro and Small enterprises		3,299.14	2,055.68
(iii) Other financial liabilities	c	1,711.27	1,715.38
(b) Other current liabilities	20	841.90	1,028.13
(c) Provisions	21	516.90	667.88
		<b>10,945.66</b>	<b>7,615.48</b>
<b>3. Regulatory Deferral Account Credit Balances</b>	22	2,438.81	4,484.08
<b>Total Equity and Liabilities and Regulatory Deferral Account Credit Balances</b>		<b>45,280.29</b>	<b>38,440.36</b>

Significant Accounting Policies

1

The Accompanying Notes 1 to 60 forms an integral part of the Financial Statements.

**K. VISWANATH**  
COMPANY SECRETARY

For and on behalf of the Board  
**R. VIKRAMAN**  
DIRECTOR (HUMAN RESOURCE)

**RAKESH KUMAR**  
CHAIRMAN-CUM-MANAGING DIRECTOR &  
CFO/DIRECTOR (FINANCE), ADDL. CHARGE  
Date : 30.05.2019

Place : Neyveli

This is the Consolidated Balance Sheet referred to in our report of even date.

For **M/s. CHANDRAN & RAMAN**  
Chartered Accountants  
Firm Regn. No.000571S

For **M/s. PKKG BALASUBRAMANIAM & ASSOCIATES**  
Chartered Accountants  
Firm Regn. No.001547S

**S. PATTABIRAMAN**  
Partner  
M.No.014309

**C. RAMESH**  
Partner  
M.No.025985

Place : Neyveli

Date : 30.05.2019





CONSOLIDATED FINANCIAL STATEMENTS

CONSOLIDATED STATEMENT OF PROFIT AND LOSS FOR THE YEAR ENDED MARCH 31, 2019

(₹ in crore)

SI. No.	Particulars	Notes	For the Year ended March 31, 2019	For the Year ended March 31, 2018
	<b>INCOME</b>			
I	Revenue from Operations	23	9,870.93	11,288.39
II	Other Income	24	907.54	575.95
III	<b>Total Income (I+II)</b>		<b>10,778.47</b>	<b>11,864.34</b>
IV	<b>EXPENSES</b>			
	Cost of Fuel Consumed	25	1,751.81	1,661.46
	Changes in Inventories	26	242.92	67.44
	Employee benefit expenses	27	3,026.98	3,163.05
	Finance costs	28	699.92	547.85
	Depreciation and Amortization expenses	29	1,120.76	1,231.62
	Other expenses	30	2,555.03	2,382.66
	<b>Total Expenses (IV)</b>		<b>9,397.42</b>	<b>9,054.08</b>
V	Profit / (loss) before Exceptional, Tax & Rate Regulatory Activity (III-IV)		1,381.05	2,810.26
VI	Net Movement in Regulatory Deferral Account Balances Income / (Expenses)	31	1,215.56	(49.03)
VII	Profit / (loss) before Exceptional Item and Tax (V+VI)		2,596.61	2,761.23
VIII	Exceptional Items	32	35.21	(59.44)
IX	Profit / (loss) after Exceptional Item and before Tax (VII-VIII)		2,561.40	2,820.67
X	Tax Expense:			
	(1) Current Tax			
	- Current Year Tax		288.27	508.60
	- Previous Year Tax		101.90	(0.24)
	- Tax Expenses/(savings) on Rate Regulated Account		262.69	(11.00)
	(2) Deferred tax		371.19	366.53
	<b>Total Tax Expenses (X)</b>		<b>1,024.05</b>	<b>863.89</b>
XI	Profit / (loss) for the year (IX-X)		1,537.35	1,956.78
XII	Other Comprehensive Income			
	A. Items not reclassified to profit or loss: (Net of Tax)			
	1. Re-measurements of defined benefit plans	33	(34.20)	61.03
XIII	<b>Total Comprehensive Income for the Year (XI+XII)</b> (Comprising profit / (loss) and other comprehensive income)		<b>1,503.15</b>	<b>2,017.81</b>
XIV	Profit Attributable to			
	- Owners of the company		1,507.71	1,942.76
	- Non-Controlling Interest (NCI)		29.64	14.02
XV	<b>Total Comprehensive income attributable to</b>			
	- Owners of the company		1,473.51	2,003.79
	- Non-Controlling Interest (NCI)		29.64	14.02
XVI	Earnings per Equity Share from continuing operations (before adjustment of Net Regulatory Deferral Balance):			
	(1) Basic (in ₹)	34	3.94	13.05
	(2) Diluted (in ₹)		3.94	13.05
XVII	Earnings per Equity Share from continuing operations (after adjustment of Net Regulatory Deferral Balance):			
	(1) Basic (in ₹)	34	10.36	12.80
	(2) Diluted (in ₹)		10.36	12.80

The Accompanying Notes 1 to 60 forms an integral part of the Financial Statements.

For and on behalf of the Board

**K. VISWANATH**  
COMPANY SECRETARY

**R. VIKRAMAN**  
DIRECTOR (HUMAN RESOURCE)

**RAKESH KUMAR**  
CHAIRMAN-CUM-MANAGING DIRECTOR &  
CFO/DIRECTOR (FINANCE), ADDL. CHARGE

Place : Neyveli

Date : 30.05.2019

This is the Consolidated Statement of Profit and Loss referred to in our report of even date.

For **M/s. CHANDRAN & RAMAN**  
Chartered Accountants  
Firm Regn. No.000571S

For **M/s. PCKG BALASUBRAMANIAM & ASSOCIATES**  
Chartered Accountants  
Firm Regn. No.001547S

**S. PATTABIRAMAN**  
Partner  
M.No.014309

**C. RAMESH**  
Partner  
M.No.025985

Place : Neyveli

Date : 30.05.2019



<b>CONSOLIDATED STATEMENT OF CHANGES IN EQUITY FOR THE YEAR ENDED MARCH 31, 2019</b>						
<b>A. Equity Share Capital</b>						
Particulars	As at 01.04.2018		Movement during the year *		As at 31.03.2019	
	No. of Shares	Equity Share Capital par Value (₹ in crore)	No. of Shares	Equity Share Capital par Value (₹ in crore)	No. of Shares	Equity Share Capital par Value (₹ in crore)
<b>Equity Share Capital</b>	1,52,85,68,427	1,528.57	14,19,31,818	141.93	1,38,66,36,609	1,386.64

\* Represents shares bought back during the year

<b>B. Other Equity</b>								(₹ in crore)
Particulars	Retained Earnings and other Reserves							Total
	KfW interest differential Reserve	Contingency Reserve	General Reserve	Bond Redemption Reserve	Capital Redemption Reserve	PRMA Reserve Fund	Retained earning	
<b>Balance as at 01.04.2018</b>	334.51	90.00	1,457.00	150.00	149.14	73.75	9,569.00	11,823.40
Changes in accounting policy or prior period errors	-	-	-	-	-	-	-	-
<b>Total Comprehensive Income for the year</b>								
Profit or loss	-	-	-	-	-	-	1,537.35	1,537.35
Other Comprehensive Income	-	-	-	-	-	-	(34.20)	(34.20)
<b>Total Comprehensive Income</b>	-	-	-	-	-	-	<b>1,503.15</b>	<b>1,503.15</b>
Dividend including Dividend Tax	-	-	-	-	-	-	(807.02)	(807.02)
Appropriations	8.07	10.00	-	(150.00)	141.93	16.83	(26.83)	-
Buy Back	-	-	-	-	-	-	(1,107.07)	(1,107.07)
Non Controlling Interest	-	-	-	-	-	-	(29.64)	(29.64)
<b>Balance as at 31.03 2019</b>	342.58	100.00	1,457.00	-	291.07	90.58	9,101.58	15,270.28

For and on behalf of the Board

**K. VISWANATH**  
COMPANY SECRETARY

**R. VIKRAMAN**  
DIRECTOR (HUMAN RESOURCE)

**RAKESH KUMAR**  
CHAIRMAN-CUM-MANAGING DIRECTOR &  
CFO/DIRECTOR (FINANCE), ADDL. CHARGE

Place : Neyveli

Date : 30.05.2019

This is Consolidated Statement of Changes in Equity referred to in our report of even date.

For **M/s. CHANDRAN & RAMAN**  
Chartered Accountants  
Firm Regn. No.000571S

For **M/s. PKKG BALASUBRAMANIAM & ASSOCIATES**  
Chartered Accountants  
Firm Regn. No.001547S

**S. PATTABIRAMAN**  
Partner  
M.No.014309

**C. RAMESH**  
Partner  
M.No.025985

Place : Neyveli

Date : 30.05.2019



CONSOLIDATED FINANCIAL STATEMENTS

**CONSOLIDATED STATEMENT OF CASH FLOWS FOR THE YEAR ENDED MARCH 31, 2019** (₹ in crore)

Particulars	For the Year ended March 31, 2019		For the Year ended March 31, 2018	
<b>A. CASH FLOW FROM OPERATING ACTIVITIES</b>				
Net Profit Before Tax		2,561.40		2,820.67
Adjustments for:				
<b>Less:</b>				
Profit on Disposal of Asset	18.24		0.64	
Interest Income	130.68		38.26	
	148.92		38.90	
<b>Add:</b>				
Depreciation	1,120.76		1,231.62	
Buyback Expenses	6.75		-	
Other non cash charges	(82.38)		493.24	
Fixed asset written off	-		0.18	
Provision for fixed asset	19.32		9.37	
Interest expense	699.92		547.85	
	1,764.37	1,615.44	2,282.26	2,243.36
Operating Profit before working capital changes		4,176.84		5,064.03
<b>Adjustments for :</b>				
Trade receivables		(1,749.38)		233.73
Loans & advances		3.67		(32.48)
Inventories & other current assets		629.19		(421.78)
Trade payables & other current liabilities		(936.88)		151.85
Cash Flow generated from Operations		2,123.44		4,995.35
Direct Taxes paid		(500.65)		(556.80)
Cash Flow Before Extraordinary Items		1,622.80		4,438.55
Grants received		(2.73)		94.81
<b>Net Cash from operating activities</b>		<b>1,620.06</b>		<b>4,533.36</b>
<b>B. CASH FLOW FROM INVESTING ACTIVITIES:</b>				
Purchase of property, plant and equipment / preliminary expenses		(6,265.50)		(4,646.29)
Sale of property, plant and equipment / Projects from continuing operations		18.70		9.24
Sale/Purchase of Investments		-		-
Interest Received		127.73		43.99
Net Cash used in investing activities		(6,119.07)		(4,593.06)
<b>C. CASH FLOW FROM FINANCING ACTIVITIES:</b>				
Short Term Borrowings (Net)		2,416.00		5.30
Long Term Borrowings (Net)		4,967.02		1,731.42
Interest paid		(1,291.12)		(857.39)
Buyback of Equity Shares including Buyback Expenses		(1,255.76)		-
Issue of Equity Shares		386.43		-
Dividend (including Dividend Tax)		(807.01)		(781.12)
Net Cash used/received in financing activities		4,415.56		98.22
<b>Net increase, decrease (-) Cash and Cash equivalents</b>		<b>(83.44)</b>		<b>38.51</b>
<b>Cash and cash equivalents as at the beginning of the year</b>		<b>101.93</b>		<b>63.42</b>
<b>Cash and cash equivalents as at the end of the year</b>		<b>18.49</b>		<b>101.93</b>
NOTE : (-) INDICATES CASH OUTFLOW.				
DETAILS OF CASH AND CASH EQUIVALENTS:		As at March 31, 2019		As at March 31, 2018
Cash in Hand		0.01		0.01
Cash at Bank in Current Accounts		7.53		22.09
Cash at Bank in Deposit Accounts		10.95		79.83
<b>Total</b>		<b>18.49</b>		<b>101.93</b>

**K. VISWANATH**  
COMPANY SECRETARY

For and on behalf of the Board  
**R. VIKRAMAN**  
DIRECTOR (HUMAN RESOURCE)

**RAKESH KUMAR**  
CHAIRMAN-CUM-MANAGING DIRECTOR &  
CFO/DIRECTOR (FINANCE), ADDL. CHARGE

Place : Neyveli

Date : 30.05.2019

This is the Consolidated Statement of Cash Flows referred to in our report of even date.

For **M/s. CHANDRAN & RAMAN**  
Chartered Accountants  
Firm Regn. No.000571S

For **M/s. PKKG BALASUBRAMANIAM & ASSOCIATES**  
Chartered Accountants  
Firm Regn. No.001547S

**S. PATTABIRAMAN**  
Partner  
M.No.014309

**C. RAMESH**  
Partner  
M.No.025985

Place : Neyveli

Date : 30.05.2019



**Note No. 1**

**NOTES TO THE CONSOLIDATED FINANCIAL STATEMENTS**

**For the year ended March 31, 2019**

**(Expressed in INR crore, unless otherwise stated)**

**Principles of Consolidation**

The Consolidated Financial Statements of the Group are prepared in accordance with Indian Accounting Standard ('Ind AS') 110 "Consolidated Financial Statements" and Indian Accounting Standard ('Ind AS') 28 "Investment in Associates & Joint Ventures".

The Financial statements of the Company (NLC) and its subsidiaries have been combined on a line by line basis by adding together the book values of like items of assets, liabilities, income and expenses, after eliminating intra group balances and intra group transactions and adopting uniform accounting policies. The Financial Statements of the jointly controlled entity are proportionately consolidated. The share of interest in each item of Balance Sheet and Statement of Profit and Loss is separately shown.

**Reporting entity**

NLC India Limited (formerly "Neyveli Lignite Corporation Limited") ("NLC" or "the holding Company"), is a Government Company registered under the erstwhile Companies Act, 1956 with its registered office located at First Floor, No.8, Mayor Sathyamurthy Road, FSD, Egmore Complex of Food Corporation of India, Chetpet, Chennai 600 031 and is listed with the Bombay Stock Exchange Ltd and the National Stock Exchange of India Ltd. NLC is engaged in the business of mining of lignite and generation of power by using lignite as well as Renewable Energy Sources.

NLC Tamil Nadu Power Ltd ("NTPL" or the subsidiary Company), is the joint venture between NLC India Limited (NLC) and Tamil Nadu Generation and Distribution Corporation Limited (TANGEDCO), a Government of Tamil Nadu Enterprise, and the Company is registered under erstwhile Companies Act, 1956 with its registered office located at First Floor, No.8, Mayor Sathyamurthy Road, FSD, Egmore Complex of Food Corporation of India, Chetpet, Chennai 600 031. NTPL is engaged in the business of generation of power using Coal.

Neyveli Uttar Pradesh Power Ltd ("NUPPL" or the subsidiary Company), is the joint venture between NLC India Limited (NLC) and Uttar Pradesh Rajya Vidyut Utpadan Nigam Limited and the Company is registered under erstwhile Companies Act, 1956 with its registered office located at B-III/204, 2nd Floor, Eldeco Elegance Apartment, Gomti Nagar, Lucknow 226 010. NUPPL is engaged in the business of generation of power using Coal. The Company has not started the generation till the reporting date as the Plant is under construction.

The above entities are jointly referred as the Group for the purpose of reporting.

**Basis of consolidation**

The Consolidated Financial Statement comprise the financial statements of the Company and its subsidiaries as at 31<sup>st</sup> March, 2019. Subsidiaries are entities controlled by the Company. The Company controls an entity when it is exposed to, or has right to, variable returns from its involvement with the entity and has the ability to affect those returns through its power over the entity. The financial statements of subsidiaries are included in the Consolidated Financial Statement from the date on which control commences until the date on which control ceases.

Non-controlling interest (NCI) are measured at their proportionate share of the acquiree's net identifiable assets at the date of acquisition.



CONSOLIDATED FINANCIAL STATEMENTS

Intra-group balances and transactions, and any unrealised income and expenses arising from intra-group transactions, are eliminated. Unrealised gains arising from transactions with equity accounted investees are eliminated against the investment to the extent of the Company's interest in the investee, Unrealised losses are eliminated in the same way as unrealised gains, but only to the extent that there is no evidence of impairment.

**Basis of preparation**

**a. Statement of Compliance**

The financial statements have been prepared in accordance with Indian Accounting Standards ('Ind AS') notified under the Companies (Indian Accounting Standards) Rules, 2015, the relevant provisions of the Companies Act, 2013 and the Electricity Act, 2003.

The financial statements have been prepared on a historical cost basis, except otherwise stated.

The financial statements are presented in Indian Rupees ('INR') which is also the Group's functional currency. All amounts are rounded to the nearest crore, except otherwise indicated.

**b. Use of Estimates and Judgements**

The preparation of financial statements requires estimates and assumptions to be made that affect the reported amount of assets and liabilities on the date of the financial statements and the reported amount of revenues and expenses during the reporting period. Although these estimates are based on the management's best knowledge of current events and actions, uncertainty about these assumptions and estimates could result in the outcomes, requiring a material adjustment in the carrying amounts of assets or liabilities in the future periods. Difference between the actual results and estimates are recognised in the financial year in which the results are known or materialised.

**c. Current and Non-Current classification**

The Group presents assets and liabilities in the balance sheet based on current/non-current classification.

An asset is current when it is:

- Expected to be realised or intended to be sold or consumed in normal operating cycle;
- Held primarily for the purpose of trading;
- Expected to be realised within twelve months after the reporting period; or
- Cash or cash equivalent unless restricted from being exchanged or used to settle a liability for at least twelve months after the reporting period.

All other assets are classified as non-current.

A liability is current when:

- It is expected to be settled in normal operating cycle;
- It is held primarily for the purpose of trading;
- It is due to be settled within twelve months after the reporting period; or
- There is no unconditional right to defer settlement of the liability for at least twelve months after the reporting period.
- All other liabilities are classified as non-current.

Deferred tax assets/liabilities are classified as non-current.

## Significant Accounting Policies

### I. Property, Plant and Equipment

#### Recognition and measurement

Items of property, plant and equipment are measured at cost less accumulated depreciation and accumulated impairment losses, if any. Cost of acquisition is inclusive of taxes, duties, freight, installation and allocated incidental expenditure during construction/acquisition and necessary adjustments in the year of final settlement. The cost of Property, Plant and Equipment also includes the present value of obligations arising, if any, from decommissioning, restoration and similar liabilities related to the same. The present value of those costs (decommission and/or restoration costs) is capitalized as an asset and depreciated over the useful life of the asset.

In accordance with Ind AS 101, the Group has availed the exemption where in the carrying value of the PPE as per Previous GAAP has been treated as the deemed cost on the date of transition to Ind AS.

If significant parts of an item of property, plant and equipment have different useful lives, they are accounted for as separate items (major components) of property, plant and equipment. Items costing more than 25% of the original cost of the whole of the asset(s) are only considered as significant part.

Cost of a self-constructed item of property, plant and equipment includes the cost of materials, direct labour, and any other costs including borrowing cost and overhead expenses directly attributable to bringing the assets to the location and condition necessary for it to be capable of operating in the manner intended by the management. Indirect expenses relating to construction of property, plant and equipment incurred till they are ready for their intended use are identified and allocated on a systematic basis to the cost of related assets.

#### Life Extension Programme of Thermal Stations

Expenditure on Life Extension Programme (LEP) of Thermal Power Stations resulting in increased life and/or efficiency of an existing asset is added to the carrying cost of related asset and depreciated over the estimated extended life of the unit from the completion of original life / from the date of synchronisation of the unit as the case may be.

#### Machinery Spares

Initial spares purchased along with property, plant and equipment are capitalised and depreciated along with the main asset.

Spares purchased subsequent to commissioning of the asset which meets the requirements set out in Ind AS 16 and costing INR 0.50 crore and above are treated as Property, Plant & Equipment.

#### Capitalisation of Land

##### (a) Freehold Land

Land acquired for mining, thermal plants, wind mills, solar plants and other related purposes including for establishing townships is in accordance with and subject to the provisions of the Land Acquisition Act, 1894 and Right to Fair Compensation and Transparency in Land Acquisition, Rehabilitation and Resettlement Act, 2013. The cost of the said land is capitalized on the date of taking over the possession/ transfer of title deed in favour of the Company



CONSOLIDATED FINANCIAL STATEMENTS

**(b) Lease hold Land**

Land is taken on lease as per the provisions under Coal Bearing Area (Acquisition and Development) Act, 1957. The said leasehold land is capitalised when the entire land / substantial portion of land is ready for development and mining activity.

**Capitalisation**

**a. Specialised Mining Equipment**

Successful completion of eight effective working hours on load test excluding minor stoppage is the criteria followed in respect of the assets covering Specialised Mining Equipment System viz., Bucket Wheel Excavator, Conveyor, Tripper, Transfer Feeder and Spreader for capitalisation and commencement of depreciation charge and revenue recognition. The entire test shall be completed within twelve hours from the time of starting of the test including minor stoppages.

**b. Power Generation Unit**

Test and trial production for Thermal Power Generation unit commences from the date of synchronisation and goes up to the date of commercial commissioning. Provisional take over date of the Turbo-generator pursuant to seventy two hours full load operation is deemed as the date of commercial operation date (COD) for commissioning of the units. Depreciation charge commences from the date of COD. Direct expenses and interest charges incurred during the test and trial run are capitalised and the revenue from Sale of Power, if any, earned during that period is abated to the capital cost of the project.

**c. Wind Turbine Generators (WTG)**

Each WTG is capitalised on the date on which it is connected to grid based on the commissioning and acceptance certificate issued by DISCOM's. Depreciation charge commences from the date of capitalisation.

**d. Solar Power Plant**

Solar Power Plants are capitalised on the date on which it is connected to grid. Net pre-commissioning income/expenditure are adjusted directly in the cost of related assets.

**e. Other Assets**

Other assets are capitalised when they are available for the use as intended by the management.

**Depreciation / Amortisation**

Depreciation is provided on cost of the property, plant and equipment net of estimated residual values over their estimated useful lives and is recognised in the Statement of Profit and Loss. Freehold land is not depreciated.

The cost of the land taken on lease is amortised from the date of commencement of commercial operation over the estimated useful life of the mine or life of the linked thermal power plant originally estimated whichever is less.

Depreciation is provided for under straight line method as indicated below:-

Description of Assets covered	Basis
i. (a) Assets of Thermal Power Stations excluding vehicles other than Ash Tippers	The Company follows the provisions of the Electricity Act 2003. Depreciation is as per the rates / guidelines prescribed by Central Electricity Regulatory Commission (CERC) pursuant to provisions of Electricity Act 2003.
(b) Wind Turbine Generator (WTG) and Solar Power Plants.	As per the estimated life of the plant in line with the guidelines issued by Ministry of New and Renewable Energy ('MNRE')/CERC/SERC as applicable.
(c) Life Extension Program ('LEP') Assets.	Life assessed as per technical estimate / life approved by CERC/SERC.
ii. Residential Buildings	At useful life prescribed in Schedule II to the Companies Act, 2013.
iii. Buildings: Non-residential Buildings  Plant & Machinery: CME other than dozers and pipe layers, Workshop machinery, pumps GWC & SWC pipes and Civil construction machinery.	At higher of technically assessed life or useful life prescribed in Schedule II to the Companies Act, 2013.
iv. Specialised Mining Equipment :	At technically assessed life
v. Other Assets	At useful life prescribed in Schedule II of the Companies Act, 2013.
vi. Decommissioning cost capitalised with Property, Plant and Equipment	Depreciated similar to that of the Parent Asset
vii. Spares treated as PPE	Residual life of the parent asset
viii. Asset costing less than INR 5,000	Fully depreciated in the year the asset is available for use

Property, plant and equipment relating to Research and Development are depreciated in a like manner as any other asset of the Group.

In the year of commissioning/retirement of assets, depreciation is calculated on pro-rata basis recognised from the month of capitalisation.

#### **Amortisation of Mine Development Cost**

Overburden removal and related costs are classified as mine development cost under Capital Work In Progress till achievement of quantity parameters as laid down for each project. On achievement of such quantity parameters, the mine development cost is capitalised as a 'Mining Development Cost'.

For the mines which are directly linked to feeding Thermal Power Plants, such "Mine Development Cost" are amortized over the estimated life of the mine or the life originally /initially approved for the linked thermal power plant whichever is lesser. For the mines which are not directly linked to any specific feeding Thermal Power Plants, such "Mine Development Cost" are amortised over the life estimated by the Management from the declaration of commercial operation. The management undertakes a review of implementation of the mining projects from time to time. On such a review, a project which is under implementation is integrated with an existing mine in operation, if so warranted as per the technical assessment. The mine development expenditure, up to the date of such integration with an existing mine, is charged off to the statement of profit and loss in the year of such integration.





## Derecognition

The gain or loss arising from the derecognition of an item of property, plant and equipment is to be included in the Statement of Profit and Loss.

## II. Intangible Assets

### Recognition and measurement

The Group recognises an intangible asset and measures that at cost if, and only if:

- It is probable that the expected future economic benefits that are attributable to the asset will flow to the entity; and
- the cost of the asset can be measured reliably.

Research and development Cost - Research costs are expensed as and when incurred. Development cost, if reliably measurable, on an individual project are recognised as an intangible asset when the Group can demonstrate the requirements as specified in Ind AS 38 are met.

Other intangible assets - Other Intangible Assets including Computer software that are acquired by the Group for an amount more than INR 10 lakh and have finite useful lives are measured at cost.

### Subsequent expenditure

Subsequent expenditure is capitalised only when it increases the future economic benefits embodied in the specific asset to which it relates.

The estimated useful lives of intangible assets are as follows:

Development Cost (Internally generated projects)	Over the estimated useful life.
Expenditure during projects and Subsequent Expenditure	Over the residual life of the parent asset
Software costing more than INR 10 lakh	5 years

Gains or losses arising from derecognition of an intangible asset are recognised in the Statement of Profit and Loss.

## III. Inventories

Inventories are valued at the lower of cost and net realizable value.

Stock Items	Basis
Lignite	At absorption cost excluding allocated administration charges and social overhead.
Stores and spares including light diesel oil, heavy furnace oil	At weighted average acquisition cost
Fly ash brick	At absorption cost
Waste product, used belt reconditioned, Stores and Spares discarded for disposal, medicines and canteen Stores	Nil
Goods in Transit including goods received but pending inspection / acceptance	Cost

Net realisable value is the estimated selling price in the ordinary course of business, less estimated costs of completion and the estimated costs necessary to make the sale.

#### **IV. Mine closure expenditure**

Concurrent mine closure expenses are accounted as and when incurred. The annual cost of mine closure is calculated and accounted on the basis of guidelines for preparation of mine closure plan issued by Ministry of Coal.

#### **V. Prepaid expenses**

Expenses are accounted under prepaid expenses only where the amounts relating to unexpired period exceed INR 1 crore in each case.

#### **VI. Financial Instruments**

##### **Non-derivative financial assets**

##### **Initial recognition and measurement**

Financial assets are recognised at its fair value plus or minus, in the case of a financial asset not at fair value through profit and loss, transaction costs that are directly attributable to the acquisition of the financial asset.

##### **Subsequent measurement**

Financial assets measured at amortised cost:

A financial asset is subsequently measured at amortised cost, using the effective interest method and net of any impairment loss, if:

- the asset is held within the business model whose objective is to hold assets in order to collect contractual cash flows; and
- the contractual terms of the financial asset give rise, on specified dates, to cash flows that are solely payments of principal and interest.

The Group's financial assets consist of staff advances, investment in bonds, trade receivables, etc

##### **Investment in Subsidiaries**

A Subsidiary is an entity controlled by the Group. Control exist when the Group has power over the entity, is exposed, or has rights to variable returns from its involvement with the entity and has the ability to affect those returns by using its power over the entity.

Power is demonstrated through existing rights that give the ability to direct relevant activities, those which significantly affect the entity's returns.

Investments in subsidiaries are carried at cost. The cost comprises price paid to acquire investment and directly attributable cost.

##### **Investment in Joint Ventures and Associates**

A joint venture is a type of joint agreement whereby the parties that have joint control of the agreement have rights to the net assets of the joint ventures. Joint control is the contractually agreed sharing of control of an arrangement, which exists only when decisions about the relevant activities require unanimous consent of the parties sharing control.

Investments in joint ventures and associates are carried at cost. The cost comprises price paid to acquire investment and directly attributable cost.

##### **Derecognition**

Financial assets are derecognised when and only when:

- the contractual rights to the cash flows from the financial asset expire, or
- the right to receive cash flows from the asset has been transferred; or
- the contractual right to receive the cash flow is retained and also an obligation to pay the received cash flows in full without material delay to a third party under an arrangement is assumed.

## **Non-derivative financial liabilities**

### **Initial recognition and measurement**

Financial liabilities are recognised initially on the trade date at which the Group becomes a party to the contractual provisions of the instrument. All financial liabilities are recognised initially at fair value and, in the case of loans and borrowings and payables, net of directly attributable transaction costs. The Group's financial liabilities include trade and other payables, borrowings, etc.

### **Subsequent measurement**

#### **Financial liabilities measured at amortised cost**

After initial recognition, interest-bearing loans and borrowings are subsequently measured at amortised cost using the Effective Interest Rate ('EIR') method. Gains and losses are recognised in profit and loss when the liabilities are derecognised as well as through the EIR amortisation process. Amortised cost is calculated by taking into account any discount or premium on acquisition and fees or costs that are an integral part of the EIR. The EIR amortisation is included as finance costs in the Statement of Profit and Loss.

#### **Derecognition**

A financial liability is derecognised upon extinguishment of such liability, i.e., through discharge or cancellation or expiration of the obligation under the liability. An exchange of debt instruments with substantially different terms or a substantial modification of the terms of the existing financial liability or part of it shall be accounted for as extinguishment of original financial liability and recognition of new financial liability. Any differences arising between the respective carrying amount is recognised in the Statement of Profit and Loss.

#### **Offsetting of financial instruments**

Financial asset and financial liability are offset and the net amount presented in the balance sheet when, and only when the Group:

- currently has a legally enforceable right to set off the recognised amounts; and
- Intends either to settle on a net basis, or to realise the asset and settle the liability simultaneously.

## **VII. Impairment**

### **Financial assets (including receivables)**

Expected loss are measured and provided either at an amount equal to (a) 12 month expected losses; or (b) lifetime expected losses. If the credit risk of the financial instrument has not increased significantly since inception, then an amount equal to 12 month expected loss is provided. In other cases, lifetime credit losses shall be provided.

### **Non-financial assets**

The carrying amounts of the Group's non-financial assets, are reviewed at each reporting date to determine whether there is any indication of impairment. If any such indication exists, then the asset's recoverable amount is estimated.

Impairment losses are provided for Cash Generating Units (CGU) and also for individual assets.

Impairment losses recognised in respect of CGUs are allocated first to reduce the carrying amount of any goodwill allocated to the units, and then to reduce the carrying amounts of the other assets in the unit (Company of units) on a pro rata basis.

Impairment loss of individual assets being the excess of the carrying amount over its recoverable amount is recognised in the Statement of Profit & Loss.

On review of impairment loss at the end of each reporting period any decrease in or non-existence of impairment loss are recognised accordingly.

## **VIII. Fair value measurement**

Fair value is the price that would be received to sell an asset or paid to transfer a liability in an orderly transaction between market participants at the measurement date. Fair value measurement is the use of fair value at the measurement date in measuring the assets and liabilities of an entity. The Group opts not to follow fair value measurement except where it is required to follow as per Ind AS 113 viz, in respect of financial assets and financial liabilities.

## **IX. Preliminary project development expenditure**

Preliminary project development expenditure includes expenditure on feasibility and other studies, development expenditure, expenditure on exploration works, technical knowhow etc. The cost of the project is transferred to capital as and when implemented. In case such projects are identified for transfer of business by Govt. of India the expenditure incurred will be recovered from the prospective buyer. If the projects are abandoned with reference to Government orders or otherwise, such expenditure are charged to the Statement of Profit and Loss in the respective years.

## **X. Government/Other Grants**

### **Related to assets**

Grants related to assets are presented in the balance sheet by setting up the grant as deferred income when there is reasonable assurance that they will be received and the Group will comply with the conditions associated with the grant. The deferred income is recognised in statement of profit and loss on a systematic basis over the useful life of the asset.

### **Related to income**

Grants related to income are those which are not related to assets are recognised in profit and loss on a systematic basis over the periods in which the entity recognises as expenses the related costs for which the grants are intended to compensate or when the conditions related to the grant is fulfilled.

## **XI. Employee benefits**

### **Short term employee benefits**

Short-term employee benefits are expensed as the related service is provided. A liability is recognised for the amount expected to be paid if the Group has a present, legal or constructive obligation to pay this amount as a result of past service provided by the employee and the obligation can be estimated reliably. Short term employee benefits comprises of wages, salaries, incentives, short term leave salary etc.

### **Post-employment benefits**

Obligations for contributions to post-employment benefits are expensed as and when the related service are provided.

The Group's liability towards Gratuity, Post Retirement Medical Facilities, Transport Allowance for settlement at home town, Earned Leave, Half-Pay Leave, and Provident Fund are considered as Defined Benefit Plan and provided for in accordance with the Guidelines issued by Department of Public Enterprises.

Contribution towards Provident Fund and Gratuity is recognised as per the valuation made by an Independent Actuary and these amounts are funded to the respective Trust/Institution.

Contribution towards Post-Retirement Medical Benefit Scheme comprising of fixed amount of annual assistance (PRMA) in respect of employees retired prior to 1<sup>st</sup> January 2007 and Premium towards Post-Retirement Medical Insurance (PRMI) are treated as Defined Contribution Plans.

The Group's net obligation in respect of defined benefit plans is calculated separately for each plan by estimating the amount of future benefit that employees have earned in the current and prior periods, discounting that amount and deducting the fair value of the plan assets.



CONSOLIDATED FINANCIAL STATEMENTS

The amount of defined benefit obligations is computed quarterly and annually by an independent actuary using the projected unit credit method and accounted accordingly.

Re-measurements of the net defined benefit liability, which comprise actuarial gains and losses, the return on plan assets (excluding interest) and the effect of the asset ceiling (if any, excluding interest), are recognised immediately in Other Comprehensive Income (OCI). Net interest expense/income, service cost and other expenses related to defined benefit plans are recognised in profit and loss.

When the benefits of a plan are changed or when a plan is curtailed, the resulting change in benefit that relates to past service or the gain / loss on curtailment is recognised immediately in profit and loss. The Group recognises gains and losses on the settlement of a defined benefit plan when the settlement occurs.

**Terminal benefits**

Terminal benefits like Voluntary Retirement Service are expensed when the Group can no longer withdraw the offer of those benefits. If benefits are not expected to be settled wholly within 12 months of the reporting date, then they are discounted. Liability towards VRS are booked in the year of exercise of option by the employee upto the date of closure of each offer in accordance with terms and conditions of each offer.

**XII. Allocation of common charges/social overhead expenses**

These are allocated to production units based on salaries and wages of these units.

**XIII. Prior period items, Accounting estimates and effect of change in Accounting Policy.**

Prior period items/errors of material nature are corrected retrospectively by restating the comparative amounts for the prior period(s) presented in which the error occurred. If the prior period error found material occurred before the earliest period presented, the opening balances of assets, liabilities and equity for the earliest period presented, are restated.

The effect of change in accounting estimate is recognised prospectively in the Statement of Profit and Loss except where they relate to assets and liabilities, the same is recognised by adjusting the carrying amount of related assets/liability/equity in the period of change.

Changes in accounting policy due to initial application of Ind AS are dealt with in accordance with specific transitional provisions, if any in Ind AS. In other cases, the changes in accounting policy are done retrospectively; the application of such change is limited to the earliest period practicable.

**XIV. Events occurring after the balance sheet date**

Events of material nature occurring after the balance sheet date are those events that occur between the end of the reporting period and the date when the financial statements are approved by the Board of Directors. Such events are disclosed or given effect to in the financial statements as provided for in Ind AS 10.

**XV. Revenue Recognition**

Revenue from Operation includes (i) sale of Power generated by Thermal Power Stations, ii) sale of power generated from renewable energy sources such as wind and solar, iii) sale of lignite and iv) sale of by products & joint products and v) consultancy & management services relating to mining and power generation.

Revenue is recognized as per IndAS-115 when the following criteria are met

- (a) the parties to the contract have approved the contract (in writing, orally or in accordance with other customary business practices) and are committed to perform their respective obligations;
- (b) the entity can identify each party's rights regarding the goods or services to be transferred;
- (c) the entity can identify the payment terms for the goods or services to be transferred;
- (d) the contract has commercial substance (i.e., the risk, timing or amount of the entity's future cash flows is expected to change as a result of the contract); and

- (e) it is probable that the entity will collect the consideration to which it will be entitled in exchange for the goods or services that will be transferred to the customer. In evaluating whether collectability of an amount of consideration is probable, an entity shall consider only the customer's ability and intention to pay that amount of consideration when it is due. The amount of consideration to which the entity will be entitled may be less than the price stated in the contract if the consideration is variable because the entity may offer the customer a price concession.

#### **Sale of power generated by Thermal Power Stations**

Sale of power is accounted in accordance with the provisions of the Electricity Act, 2003, wherein the tariff rates are approved by the Central Electricity Regulatory Commission (CERC)/ State Electricity Regulatory Commission (SERC).

The Company adopts the tariff rates as approved by CERC for the sale of power. Such Tariff rates includes lignite transfer price which is subject to revision as calculated by the company from time to time in accordance with guidelines issued by Ministry of Coal.

In case where the tariff rates are yet to be approved, provisional tariff rates, calculated on the basis of Ministry of Coal guidelines on lignite transfer price for energy charges and other relevant CERC's guidelines, for capacity charges are adopted.

Exchange differences arising from settlement of monetary items denominated in foreign currency to the extent recoverable from or payable to beneficiaries for the current accounting period as per the CERC Tariff Regulations are accounted for as Revenue / Expenditure, respectively.

Rebates / discounts allowed to beneficiaries / customers for early payment incentives are netted off with the amount of revenue from operations.

#### **Sale of Un-requisitioned Surplus Power**

Sale of surplus power (if any) which is traded through power exchange on consent from the beneficiaries is accounted net off sharing of any gain arising from such sale.

#### **Sale of Power through Renewable Energy Sources**

Revenue from sale of solar energy and wind energy are recognised in accordance with the price agreed under the Power Purchase Agreement (PPA) and in accordance with the orders passed by the respective State Electricity Regulatory Commission (SERC).

#### **Sale of Lignite**

Sale of Lignite, by e-auction sales has been reckoned to the extent of amount received. Sale of Lignite other than by e-auction is recognised in accordance with the agreement entered into with the respective parties.

#### **Consultancy, Technical and management services**

Revenue from consultancy, technical and management services is recognised in proportion to the stage of completion of the transaction at the reporting date. The stage of completion is assessed based on the agreement with service recipient

#### **Other Income**

Other income includes interest income, insurance claims, surcharge, dividend income and income from sale of Scrap.

#### **Interest income**

Interest income with respect to advances provided to employees is recognised using the effective interest method. The 'effective interest rate' is the rate that exactly discounts estimated future cash payments or receipts through the expected life of the financial instrument to the gross carrying amount of the financial asset.



In calculating interest income, the effective interest rate is applied to the gross carrying amount of the asset (when the asset is not credit-impaired). However, for financial assets that have become credit-impaired subsequent to initial recognition, interest income is calculated by applying the effective interest rate to the amortised cost of the financial asset. If the asset is no longer credit-impaired, then the calculation of interest income reverts to the gross basis.

Interest income due on income tax recoverable is recognised in the year of acceptance of the claim.

#### **Insurance claims**

Insurance claims are recognised in the period in which there is acceptance of the claim.

#### **Surcharge**

The interest/surcharge on late payment/overdue sundry debtors on thermal power is recognized based on agreement with beneficiaries. On renewable power the same is recognised based on realization / certainty of realisation.

#### **Dividend Income**

Dividend income is recognised when the shareholder's right to receive payment is established.

#### **Scrap Sale**

Scrap is accounted for as and when sold.

### **XVI. Foreign currency transactions**

#### **Initial recognition and measurement**

Foreign currency transaction is recorded in the functional currency, by applying to the foreign currency exchange rate between the functional currency and the foreign currency at the date of the transaction.

#### **Subsequent measurement**

Foreign currency monetary items are translated at the closing rate at the end of each reporting period.

#### **Recognition of exchange gain/loss**

Exchange differences arising on the settlement of monetary items or on translating monetary items at rates different from those at which they were recorded on initial recognition during the period or translated in previous financial statements are recognised in profit and loss in the period in which they arise.

The Group has availed the exemption provided under Ind AS from recognising in the Statement of Profit and Loss the exchange difference arising on translation of long term foreign currency monetary items recognised in the financial statements prior to 31<sup>st</sup> March 2016 as per the previous GAAP and continues to capitalise the same.

### **XVII. Income taxes**

Income tax expense comprises current and deferred tax. It is recognised in profit and loss except to the extent that it relates to a business combination, or items recognised directly in equity or in OCI.

#### **Current tax**

Current tax comprises the expected tax payable or receivable on the taxable income or loss for the year and any adjustment to the tax payable in respect of previous years. The amount of current tax payable is the best

estimate of the tax amount expected to be paid or received that reflects uncertainty related to income taxes, if any. It is measured using tax rates enacted or substantively enacted at the reporting date. Current tax assets and liabilities are offset only if certain criteria are met.

### **Deferred tax**

Deferred tax is recognised in respect of temporary differences between the carrying amounts of assets and liabilities for financial reporting purposes and the amounts used for taxation purposes. Deferred tax is not recognised for:

- temporary differences on the initial recognition of assets or liabilities in a transaction that is not a business combination and that affects neither accounting nor taxable profit and loss;
- temporary differences related to investments in subsidiaries to the extent that the Group is able to control the timing of the reversal of the temporary differences and it is probable that they will not reverse in the foreseeable future; and

Deferred tax assets are recognised for unused tax losses, unused tax credits and deductible temporary differences to the extent that it is probable that future taxable profits will be available against which they can be used. Deferred tax assets are reviewed at each reporting date and are adjusted accordingly.

Unrecognised deferred tax assets are reassessed at each reporting date and recognized to the extent that it has become probable that future taxable profits will be available against which they can be used.

Deferred tax is measured at the tax rates that are expected to be applied to temporary differences when they reverse, using tax rates enacted or substantively enacted at the reporting date.

Deferred tax assets and liabilities are offset only if certain criteria(s) set out in IndAS 12 are met.

## **XVIII. Borrowing cost**

Borrowing costs consist of interest and other costs that an entity incurs in connection with the borrowing of funds. Borrowing cost also includes exchange differences in respect of long term foreign currency liabilities of the respective asset to the extent regarded as an adjustment to the borrowing costs.

Borrowing costs (net of interest earned on temporary investments) directly attributable to the acquisition, construction or production of an asset that necessarily takes a substantial period of time to get ready for its intended use or sale are capitalised as part of the cost of the asset. Interest is computed on weighted average cost of funds deployed. When Group borrows funds generally and uses them for the purpose of obtaining a qualifying asset, the capitalisation of the borrowing costs is computed based on the weighted average cost of general borrowing that are outstanding during the period and used for qualifying asset.

All other borrowing costs are expensed in the year in which they occur.

## **XIX. Leases**

### **Finance lease**

Leases of property, plant and equipment that transfer to the Group substantially all of the risks and rewards of ownership are classified as finance leases. The leased assets are measured initially at an amount equal to the lower of their fair value and the present value of the minimum lease payments. Subsequent to initial recognition, the assets are accounted for in accordance with the accounting policy applicable to that asset.

Assets held under other leases are classified as operating leases and the lease rentals are recognised as expenses in the Statement of Profit and Loss on a straight line basis.





## **XX. Provisions and Contingent Liability**

### **Recognition and measurement**

A provision is recognised when the Group has a present obligation as a result of a past event and it is probable that an outflow of resources will be required to settle the obligation and in respect of which a reliable estimate can be made. The amount recognised as a provision is the best estimate of the expenditure required to settle the present obligation at the end of the reporting period. Provisions are not discounted to present value.

Contingent Liability is not provided for in the accounts and are disclosed by way of notes.

## **XXI. Cash and cash equivalents**

Cash and cash equivalents in the balance sheet comprise cash at banks and on hand and short-term deposits with an original maturity of three months or less, which are subject to an insignificant risk of changes in value.

## **XXII. Earnings per share**

The Group presents basic and diluted earnings per share (EPS) data for its ordinary shares.

Basic EPS is calculated by dividing the profit or loss attributable to ordinary shareholders of the Group by the weighted average number of ordinary shares outstanding during the period, adjusted for own shares held.

Diluted EPS is calculated by taking the weighted average number of ordinary shares which is calculated for basic earnings per share and adjusted to the weighted average number of ordinary shares that would be issued on the conversion of all the dilutive potential ordinary shares into ordinary shares. Dilutive potential ordinary shares are deemed to have been converted into ordinary shares at the beginning of the period or, if later, the date of the issue of the potential ordinary shares.

## **XXIII. Operating segments**

Segment reports are prepared in accordance with Ind AS 108. The operating segments used to present segment information are identified on the basis of internal reports used by the Group's Management to allocate resources to the segments and assess their performance. The Board of Directors is collectively the Group's 'Chief Operating Decision Maker' or 'CODM' within the meaning of Ind AS 108.

The operating segments have been identified on the basis of the nature of products / services.

Revenue directly attributable to the segments is considered as segment revenue. Expenses directly attributable to the segments and common expenses allocated on a reasonable basis are considered as segment expenses.

## **XXIV. Dividend**

Dividends and interim dividends payable to Group's shareholders are recognised as changes in equity in the period in which they are approved by the shareholders' meeting and the Board of Directors respectively.

## **XXV. Cash Flow Statement**

Cash flow statement is prepared as per indirect method prescribed in the Ind AS 7 'Statement of Cash Flow'.



## **XXVI. Regulatory Deferral Accounts**

Income / Expense recognized in the statement of profit and loss to the extent recoverable from / payable to the beneficiaries in the subsequent periods as per CERC tariff regulations are recognized as Regulatory Deferral Account balances. Regulatory Deferral Account balances are adjusted from the year in which the same become recoverable from / payable to the beneficiaries.

Pending the disposal of review/ appeal petitions filed by the company against adverse orders before CERC / SERC / Other Appellate Authorities, the impact of the said orders is considered under Regulatory Deferral Account in the Statement of Profit and Loss of the respective financial year. In case of appeal by the beneficiary against the CERC/SERC orders, the impact on the same is not considered as Regulatory Deferral liability and disclosed under Contingent Liability.

Regulatory Deferral Account balances are reviewed and evaluated at each balance sheet date to ensure the underlying activities meet the recognition criteria and it is probable that future economic benefits associated with such balances will flow to the entity. If this criterion is not met this Regulatory Deferral Account Balances are derecognised.

Regulatory Deferral Account balances are presented as separate line item in the Balance Sheet. The movement in the Regulatory Deferral Account balances for the reporting period is presented as a separate line item in the Statement of Profit and Loss.

### **FOR M/s. CHANDRAN & RAMAN**

Chartered Accountants  
Firm Regn. No.000571S

#### **S. PATTABIRAMAN**

Partner  
M No.014309

### **FOR M/s. PKKG BALASUBRAMANIAM & ASSOCIATES**

Chartered Accountants  
Firm Regn. No.001547S

#### **C. RAMESH**

Partner  
M No.025985

Place : Neyveli

Date : 30<sup>th</sup> May, 2019



**Notes to Consolidated Financial Statements**

**NON-CURRENT ASSETS**

**Property, Plant and Equipment**

**Tangible Assets**

(₹ in crore)

Note No.	Description	Gross Block				Accumulated Depreciation				Net Block	
		As at 01.04.2018	Additions/Transfers	Disposals/Trans./Adjt.	As at 31.03.2019	As at 01.04.2018	Withdrawals/Trans./Adjt.	For the Year	As at 31.03.2019	As at 31.03.2019	As at 01.04.2018
2	Land *	1,012.07	137.95	(0.00)	1,150.02	-	-	-	-	1,150.02	1,012.07
	Roads	106.70	1.04	0.63	107.11	40.79	0.38	17.77	58.18	48.93	65.91
	Buildings	493.19	74.94	2.58	565.55	38.58	0.38	9.98	48.18	517.37	454.61
	Electrical Installations	191.91	7.05	0.90	198.06	77.20	0.11	21.45	98.54	99.52	114.71
	Water Supply & Drainage	105.10	6.98	1.21	110.87	33.70	0.41	14.95	48.24	62.63	71.40
	Plant & Machinery **	17,079.88	1,792.68	17.57	18,854.99	2,671.78	3.94	1,005.93	3,673.77	15,181.22	14,408.10
	Furniture & Equipment	52.60	16.38	0.65	68.33	12.20	0.25	7.13	19.08	49.25	40.40
	Vehicles	41.70	2.31	0.58	43.43	16.97	0.23	5.30	22.04	21.39	24.73
	Assets Costing ₹ 5000 and below	-	0.64	-	0.64	-	-	0.64	0.64	-	-
	Mine Development										
	Mine-I	206.97	-	-	206.97	71.98	-	15.00	86.98	119.99	134.99
	Mine-IA	91.74	-	-	91.74	14.21	-	8.61	22.82	68.92	77.53
	Mine-II	348.51	-	-	348.51	92.58	-	16.00	108.58	239.93	255.93
	Barsingsar Mine	110.85	-	-	110.85	12.28	-	6.16	18.44	92.41	98.57
	<b>Total</b>	<b>19,841.22</b>	<b>2,039.97</b>	<b>24.12</b>	<b>21,857.07</b>	<b>3,082.27</b>	<b>5.70</b>	<b>1,128.92</b>	<b>4,205.49</b>	<b>17,651.58</b>	<b>16,758.95</b>
	Previous Year	17,856.86	1,997.14	12.78	19,841.22	1,862.31	0.61	1,220.57	3,082.27	16,758.95	-

\* In respect of land acquired by the company during the periods 1956 to 1977 and 1997 to 2001, ownership is subject to certain restrictions imposed through the assignment deeds and through the Tamil Nadu Acquisition of Land for Industrial Purpose Act, 1997 respectively.

In respect of NTPL, during the current year, an amount of ₹ 34.88 crore has been capitalised under Freehold land, registration formalities are pending with State Government Authorities, however asset possession and right to use is held with NTPL.

\*\* Includes assets belonging to Ministry of Coal obtained under Coal Science & Technology Projects and Machinery Spares. This includes residual value of assets considered as addition to the assets under life extension programme.

Depreciation on Renewable Assets has been considered with 5% residual value in line with guidelines of MNRE/SERC.

There is no impairment loss identified for the assets during the year.

**Intangible Assets**

(₹ in crore)

Note No.	Description	Gross Block				Accumulated Depreciation				Net Block	
		As at 01.04.2018	Additions/Transfers	Disposals/Trans./Adjt.	As at 31.03.2019	As at 01.04.2018	Withdrawals/Trans./Adjt.	For the Year	As at 31.03.2019	As at 31.03.2019	As at 01.04.2018
3	Software	8.09	1.86	-	9.95	1.72	-	1.86	3.58	6.37	6.37
	<b>Total</b>	<b>8.09</b>	<b>1.86</b>	<b>-</b>	<b>9.95</b>	<b>1.72</b>	<b>-</b>	<b>1.86</b>	<b>3.58</b>	<b>6.37</b>	<b>6.37</b>
	Previous Year	2.90	5.19	-	8.09	0.26	-	1.46	1.72	6.37	-

There is no impairment loss identified for the assets during the year.



<b>Notes to Consolidated Financial Statements</b>					
<b>Note No.</b>	<b>Particulars</b>	<b>(₹ in crore)</b>			
		<b>As at March 31, 2019</b>		<b>As at March 31, 2018</b>	
4	<b>Capital Work-in-Progress</b>				
	<b>Plan Expenditure</b>				
	i) TPS II Expansion				
	Supply and Erection	2.96		11.02	
	Expenditure during Construction	-	2.96	19.67	30.69
	ii) Mine II Expansion				
	Supply and Erection	-		1.01	
	Capital Goods in Stock	-	-	1.10	2.11
	iii) Neyveli New Thermal Plant				
	Supply and Erection	5,172.09		4,657.49	
	Expenditure during Construction	1,092.10	6,264.19	704.50	5,361.99
	iv) Solar Power Project				
	Supply and Erection	1,379.87		1,064.46	
	Expenditure during Construction	19.49	1,399.36	2.09	1,066.55
	v) Bithnok Project *				
	Supply and Erection	29.20		24.27	
	Expenditure during Construction	20.53	49.73	18.14	42.41
	vi) Barsingsar Extension & Hadla Mines *				
	Supply and Erection	9.04		7.85	
	Expenditure during Construction	17.18	26.22	13.98	21.83
vii) Mine-IA Expansion					
Supply and Erection	23.58		10.65		
Expenditure during Construction	333.37	356.95	297.82	308.47	
viii) Talabira II & III					
Expenditure on Land Acquisition	403.11		-		
Expenditure during Construction	50.13	453.24	-	-	
ix) NLC Tamilnadu Power Limited					
Supply & Erection	13.88	13.88	74.76	74.76	
x) Neyveli Uttar Pradesh Power Ltd.					
Supply & Erection	4,181.47		828.79		
Expenditure during construction	806.87	4,988.34	417.83	1,246.62	
	<b>Non- Plan Expenditure</b>				
	Supply and Erection	90.74		32.40	
	Capital Goods in Stock & Transit	92.25	182.99	9.67	42.07
	<b>TOTAL</b>		<b>13,737.86</b>		<b>8,197.50</b>
	* Projects on hold.				



CONSOLIDATED FINANCIAL STATEMENTS

<b>Notes to Consolidated Financial Statements</b>			
<b>Note No.</b>	<b>Particulars</b>	<b>(₹ in crore)</b>	
5	<b>Assets under Development</b>	<b>As at March 31, 2019</b>	<b>As at March 31, 2018</b>
	Preliminary Project Expenditure	149.85	231.06
	Less: provisions	32.05	32.01
		<u>117.80</u>	<u>199.05</u>
6	<b>Financial Assets</b>		
	<b>a) Investments</b>	<b>As at March 31, 2019</b>	<b>As at March 31, 2018</b>
	<b>Investments in Equity Instruments</b>		
	<b>a) Non-Trade Un Quoted Investments</b>		
	<b>Associates</b>		
	In equity shares fully paid up 1,27,65,000 shares @ ₹ 10 per share of MNH Shakti Limited (15% Stake)	12.77	12.77
	Less : Share of Loss in MNH Shakti Limited (15 % Stake)	(0.08)	(0.08)
		<u>12.69</u>	<u>12.69</u>
	<b>b) Loans</b>	<b>As at March 31, 2019</b>	<b>As at March 31, 2018</b>
	<b>Loans to Employees</b>		
Secured	39.06	50.63	
Unsecured, considered good	3.54	16.82	
	<u>42.60</u>	<u>67.45</u>	
Loans to Employees includes house building loan, car loan, vehicle loan , multipurpose loan etc and are measured at amortised cost and the said deferred interest expenditure representing the benefits accruing to employees is amortised on straight line basis over the remaining period of the loan.			
7	<b>Other Non-Current Assets</b>	<b>As at March 31, 2019</b>	<b>As at March 31, 2018</b>
	<b>Unsecured considered good</b>		
	Capital Advances	959.74	1,251.25
	MAT Credit Entitlement	626.34	680.13
	Others	161.28	62.51
	<u>1,747.36</u>	<u>1,993.89</u>	
8	<b>Current Assets</b>		
	<b>Inventories</b>	<b>As at March 31, 2019</b>	<b>As at March 31, 2018</b>
	Raw Materials - Lignite	910.86	1,153.53
	Raw Materials - Coal	187.81	359.12
	Solid/Hollow/Fly Ash Bricks	10.35	7.43
	Goods-in-transit	36.58	17.53
	Stores and Spares	579.28	559.23
	Less: Provision for obsolete / unserviceable stores and spares	(4.78)	(7.42)
	<u>1,720.10</u>	<u>2,089.42</u>	



<b>Notes to Consolidated Financial Statements</b>			
<b>Note No.</b>	<b>Particulars</b>	<b>(₹ in crore)</b>	
	Inventory valuation - Inventories are valued at the lower of cost and net realisable value. Cost for these purposes are as follows :		
	(i) Lignite - At absorption cost excluding share of common charges and social overhead.		
	(ii) Coal - At weighted average acquisition cost.		
	(iii) Stores & Spares - At weighted average acquisition cost.		
	(iv) Fly ash bricks - At absorption cost.		
	(v) Goods in transit including goods received but pending inspection / acceptance - At cost of acquisition		
	(vi) Waste products, used belts reconditioned, Stores & Spares discarded for disposal, medicines and canteen stores are taken at NIL value.		
9	<b>Financial Assets</b>		
	<b>a) Trade receivables</b>	<b>As at March 31, 2019</b>	<b>As at March 31, 2018</b>
	<b>Unsecured</b>		
	a. Considered good	6,186.95	4,558.03
	b. Considered doubtful	130.92	10.46
		<u>6,317.87</u>	<u>4,568.49</u>
	Less: Provision for Doubtful Debts	130.92	10.46
		<u>6,186.95</u>	<u>4,558.03</u>
	<b>b) Cash and cash equivalents</b>	<b>As at March 31, 2019</b>	<b>As at March 31, 2018</b>
	Bank Balance		
	- Current Account	7.53	22.09
	- Short Term Deposits	10.95	79.83
	- Cash on hand #	0.01	0.01
		<u>18.49</u>	<u>101.93</u>
	# Includes stamps on hand as on 31.03.2019 - ₹ 62271/- ( as on 31.03.2018 ₹ 86810/-)		
	<b>c) Other bank balances</b>	<b>As at March 31, 2019</b>	<b>As at March 31, 2018</b>
	Unpaid Dividend Account Balance	2.98	2.97
	Earmarked deposits with Banks :-		
	i. Staff Security Deposit	0.01	0.01
	ii. Endowment fund in the name of NLC Schools	0.37	0.37
	iii. Mine Closure Deposit*	209.39	171.73
	iv. PRMA Deposit @	73.75	73.75
	v. Security for Bank Guarantee	16.84	17.19
	vi. Margin for Bank Guarantee & Letter of Credit	92.72	-
	vii. Multi Option Deposit (MOD)	116.00	-
	viii. Land for Fly Ash deck #	0.52	0.52
		<u>512.58</u>	<u>266.54</u>
	* In the name of "Coal Controller Escrow Account NLC Ltd. Mine." # Deposit towards Land Acquisition as per the order of National Lok Adalat. @ Deposits renewed on 2nd April 2019		
	<b>d) Loans</b>	<b>As at March 31, 2019</b>	<b>As at March 31, 2018</b>
	<b>a) Secured</b>		
	Staff Advances	37.39	16.21
		<u>37.39</u>	<u>16.21</u>
	Loans to Employees include house building loan, car loan, vehicle loan , multipurpose loan etc and are measured at amortised cost. The deferred interest expenditure representing the benefits accruing to employees is amortised on straight line basis over the remaining period of the loan.		



CONSOLIDATED FINANCIAL STATEMENTS

<b>Notes to Consolidated Financial Statements</b>			
<b>Note No.</b>	<b>Particulars</b>	<b>(₹ in crore)</b>	
	(i) Due by Officers	0.08	0.06
	(ii) Maximum amount due at any time during the year	0.08	0.06
	(i) Due by Directors	0.06	0.07
	(ii) Maximum amount due at any time during the year	0.07	0.08
	<b>e) Other financial assets</b>	<b>As at March 31, 2019</b>	<b>As at March 31, 2018</b>
	Interest accrued	49.17	46.22
		<u>49.17</u>	<u>46.22</u>
10	<b>Income Tax Asset (Net)</b>	<b>As at March 31, 2019</b>	<b>As at March 31, 2018</b>
	Advance Income Tax	1,520.05	1,253.03
	Less : Provision for Tax	821.45	471.06
		<u>698.60</u>	<u>781.97</u>
11	<b>Other current assets</b>	<b>As at March 31, 2019</b>	<b>As at March 31, 2018</b>
	Disposible / Dismantled Assets, Spares	2.61	3.97
	Prepaid Expenses	26.78	22.72
	Advances other than capital advances (unsecured )		
	i. Considered good		
	- Staff Advances	90.42	68.02
	- For Leasehold Land	1.68	1.68
	- for purchase of Coal	47.85	69.64
	- for purchase of Fuel Oil	5.33	5.34
	- for Rail Freight	0.07	-
	- Others *	61.98	33.37
	ii. Considered doubtful	2.12	2.12
	Less: Provision for doubtful advances	2.12	2.12
	Deposits With Govt. Authorities		
	- Towards Goods and Service Tax	20.00	-
	- Towards Royalty	8.84	0.07
	- Towards Advance TDS	4.34	-
	- Port Trust and Customs authorities	80.57	86.28
	Unbilled Revenue #	846.62	1,959.12
	GST Receivable	3.88	2.90
	Others	63.68	22.68
		<u>1,264.65</u>	<u>2,275.79</u>
	# Unbilled Revenue includes billing done after March 31 for Sale of Power. Previous year figure includes lignite transfer price difference.		
	* Other advances represents advances given to contractors and suppliers in ordinary course of supply of goods and services.		
	* Previous year balance adjusted by ₹ 7.39 crore with corresponding adjustment in Trade Payables Note No.18(b).		
12	<b>Regulatory Deferral Account Debit Balances</b>	<b>As at March 31, 2019</b>	<b>As at March 31, 2018</b>
	Deferred Foreign Currency Fluctuation	99.95	136.30
	Gratuity	213.70	542.07
	Wage Revisions	643.04	156.73
	Other items recoverable as per CERC Order/Regulations	519.41	0.38
	Overburden Removal	-	11.91
	Others	-	220.96
		<u>1,476.10</u>	<u>1,068.35</u>

<b>Notes to Consolidated Financial Statements</b>			
<b>EQUITY</b>			
<b>Note No.</b>	<b>Particulars</b>	<b>(₹ in crore)</b>	
13	<b>Equity Share Capital</b>	<b>As at March 31, 2019</b>	<b>As at March 31, 2018</b>
	<b>Authorised, Issued, Subscribed and Paid-Up Share Capital</b>		
	<b>Authorised:</b>		
	2,00,00,00,000 Equity Shares of ₹10/- each	2,000.00	2,000.00
	<b>Issued:</b>		
	1,38,66,36,609 Equity Shares of par value ₹10 each fully paid (1,52,85,68,427 Equity Shares of par value ₹10 each as at 31 <sup>st</sup> March 2018 ) (1,13,57,84,910 Equity Shares being 81.91 % (previous year 1,28,46,03,208 shares being 84.04%) are held by the President of India.)	1,386.64	1,528.57
		<u>1,386.64</u>	<u>1,528.57</u>
	<b>a) Movement in Share Capital during the year</b>	<b>As at March 31, 2019</b>	<b>As at March 31, 2018</b>
	No. of shares outstanding at 1 <sup>st</sup> April	1,52,85,68,427	1,52,85,68,427
	Shares issued during the year	-	-
Shares bought back during the year	14,19,31,818	-	
No of Shares outstanding at 31 <sup>st</sup> March	1,38,66,36,609	1,52,85,68,427	
<b>b) Rights attached to each class of Shares</b>	The Company has only one class of equity shares having a par value ₹10/- per share. The holders of the equity shares are entitled to receive dividends as declared from time to time and are entitled to voting rights proportionate to their share holding at the meetings of shareholders.		
<b>c) Dividends</b>	<b>As at March 31, 2019</b>	<b>As at March 31, 2018</b>	
<b>i) Dividends paid and recognised during the year</b>			
- Final dividend for the year ended 31 <sup>st</sup> March 2018 of ₹ 0.27 ( 31 <sup>st</sup> March 2017 ₹ Nil ) per fully paid equity shares	41.27	-	
- Interim dividend for the year ended 31 <sup>st</sup> March 2019 of ₹ 4.53 ( 31 <sup>st</sup> March 2018 ₹ 4.23 ) per fully paid equity shares	628.15	-	
<b>ii) Dividends not recognised during the year</b>			
In addition to above dividends, since year end the directors have recommended the payment of final dividend of ₹ NIL (31 March 2018: ₹0.27 ) per fully paid equity shares.	-	41.27	
14	<b>Other Equity</b>	<b>As at March 31, 2019</b>	<b>As at March 31, 2018</b>
	i) Retained Earnings	9,088.74	9,521.95
	ii) Other Comprehensive Income		
	Remeasurement of actuarial gains/ losses and interest cost	12.84	47.05
	<b>a) Total Retained Earnings ( i + ii )</b>	<b>9,101.58</b>	<b>9,569.00</b>
	<b>b) Other Reserves</b>		
	KfW Interest Differential Reserve	342.58	334.51
	General Reserve	1,457.00	1,457.00
	Contingency Reserve	100.00	90.00
	Bond Redemption Reserve	-	150.00
	Capital Redemption Reserve	291.07	149.14
	PRMA Reserve Fund	90.58	73.75
		<u>11,382.81</u>	<u>11,823.40</u>





CONSOLIDATED FINANCIAL STATEMENTS

<b>Notes to Consolidated Financial Statements</b>			
<b>Note No.</b>	<b>Particulars</b>	<b>(₹ in crore)</b>	
14	<b>a) Retained Earnings</b>	<b>As at March 31, 2019</b>	<b>As at March 31, 2018</b>
	<b>Opening Balance</b>	<b>9,521.95</b>	8,405.64
	Addition During the year	<b>1,503.15</b>	2,018.21
	<b>i) Retained Earning Available for Appropriation</b>	<b>11,025.10</b>	10,423.85
	<b>Less : Appropriations</b>		
	Transfer to / from Interest Differential Fund Reserve	<b>8.07</b>	12.28
	Transfer to Bond Redemption Reserve	<b>(150.00)</b>	15.00
	Transfer to Contingency Reserve	<b>10.00</b>	10.00
	Transfer to PRMA Reserve Fund	<b>16.83</b>	10.87
	Transfer to Capital Redemption Reserve	<b>141.93</b>	-
	Buy Back Premium	<b>1,107.07</b>	-
	Interim Dividend ( 2018-19 )	<b>628.15</b>	648.99
	Tax on Interim Dividend ( 2018-19 )	<b>129.12</b>	132.12
	Final Dividend ( 2017-18 )	<b>41.27</b>	-
	Tax on Final Dividend ( 2017-18 )	<b>8.48</b>	-
	Non Controlling Interest ( NCI )	<b>29.64</b>	11.61
	<b>ii) Other Comprehensive Income</b>		
	Remeasurement of Actuarial Gain/(loss)	<b>(34.20)</b>	61.03
	<b>Closing Balance</b>	<b>9,088.74</b>	<b>9,521.95</b>
	<b>b) Other Reserves</b>		
	<b>KfW Interest Differential Reserve</b>	<b>As at March 31, 2019</b>	<b>As at March 31, 2018</b>
	Opening Balance	<b>334.51</b>	322.23
	Transfer from Retained Earnings	<b>29.22</b>	30.25
Less : Withdrawal / Adjusted during the year	<b>21.15</b>	17.97	
<b>Closing Balance</b>	<b>342.58</b>	<b>334.51</b>	
The Company sets aside a reserve equivalent to the amount in ₹ of 6% pa of the soft loan amount outstanding annually, to be utilised for covering the exchange rate risk under this loan and for any charges imposed by the guarantor in line with the agreement entered into with KfW.			
<b>General Reserve</b>	<b>As at March 31, 2019</b>	<b>As at March 31, 2018</b>	
Opening Balance	<b>1,457.00</b>	1,457.00	
Transfer from retained earnings	-	-	
Less : Withdrawal/Adjusted during the year	-	-	
<b>Closing Balance</b>	<b>1,457.00</b>	<b>1,457.00</b>	
<b>Contingency Reserve</b>	<b>As at March 31, 2019</b>	<b>As at March 31, 2018</b>	
Opening Balance	<b>90.00</b>	80.00	
Transfer from retained earnings	<b>10.00</b>	10.00	
Less : Withdrawal/Adjusted during the year	-	-	
<b>Closing Balance</b>	<b>100.00</b>	<b>90.00</b>	
Apportionment of profits amounting to ₹ 10 crore every year to secure contingency payments in the future periods.			



<b>Notes to Consolidated Financial Statements</b>			
<b>Note No.</b>	<b>Particulars</b>	<b>(₹ in crore)</b>	
	<b>Bond Redemption Reserve</b>	<b>As at March 31, 2019</b>	<b>As at March 31, 2018</b>
	Opening Balance	150.00	135.00
	Transfer from retained earnings*	-	15.00
	Less : Withdrawal/Adjusted during the year #	150.00	-
	<b>Closing Balance</b>	<b>-</b>	<b>150.00</b>
	* In accordance with applicable provisions of the Companies Act, 2013 read with Rules the Company had created Bond Redemption Reserve out of profits of the Company @ 2.5% of the value of Bond on a prudent basis, every year in equal installments till the year prior to the year of redemption of debentures/ bonds. Apportionment of profits over the period of the bond to secure repayment to the creditors of the Company.		
	# The Neyveli bonds-2009 has been redeemed during the FY 2018-19, hence the amount of bond redemption reserve already accumulated has been transferred to the retained earnings.		
	<b>Capital Redemption Reserve</b>	<b>As at March 31, 2019</b>	<b>As at March 31, 2018</b>
	Opening Balance	149.14	149.14
	Transfer from retained earnings	141.93	-
	Less : Withdrawal / Adjusted during the year	-	-
	<b>Closing Balance</b>	<b>291.07</b>	<b>149.14</b>
	In accordance with applicable provisions of the Companies Act, 2013 read with Rules where a Company purchases its own shares out of free reserves or securities premium account, a sum equal to the nominal value of the shares so purchased shall be transferred to the capital redemption reserve account towards nominal value of shares bought back.		
	During the year 14,19,31,818 shares has been bought back and the nominal value of the share bought back has been transferred to capital redemption reserve account.		
	<b>PRMA Reserve Fund</b>	<b>As at March 31, 2019</b>	<b>As at March 31, 2018</b>
	Opening Balance	73.75	62.88
	Transfer from retained earnings	16.83	10.87
	Less : Withdrawal/Adjusted during the year	-	-
	<b>Closing Balance</b>	<b>90.58</b>	<b>73.75</b>
	Reserve towards post retirement medical assistance provided to retired employees and their spouse. ₹16.83 crore has been deposited in April 2, 2019.		
15	<b>Non-Controlling Interest</b>	<b>As at March 31, 2019</b>	<b>As at March 31, 2018</b>
	a) NLC Tamilnadu Power Ltd. (NTPL)	273.29	243.51
	b) Neyveli Uttar Pradesh Power Limited (NUPPL)	828.46	442.17
		<b>1,101.75</b>	<b>685.68</b>
	<b>Non-Current Liabilities</b>		
	<b>Financial Liabilities</b>		
16	<b>Borrowings</b>	<b>As at March 31, 2019</b>	<b>As at March 31, 2018</b>
	<b>A) Secured Loans</b>		
	(i) Term Loans		
	- From Banks	4,159.49	2,036.43
	- Power Finance Corporation Ltd	7,238.59	6,051.52
	- Rural Electrification Corporation	1,416.88	-
	<b>B) Unsecured Loans</b>		
	(i) Inter Corporate Loan :		
	- Loan from Mahanadi Coal Fields Limited	1,125.00	812.50
	(ii) Foreign Currency loan from KfW-Germany##		
	- 7.898 Million Euro (8.116 Million Euro) - I	34.49	417.98
	- 53.245 Million Euro (54.646 Million Euro)-II	402.84	61.91
	## Guaranteed by the Government of India.		
		<b>14,377.29</b>	<b>9,380.34</b>



CONSOLIDATED FINANCIAL STATEMENTS

<b>Notes to Consolidated Financial Statements</b>			
<b>Note No.</b>	<b>Particulars</b>	<b>(₹ in crore)</b>	
	<b>Details of Terms of Repayment, Rate of Interest and Security :</b>		
	i. Term Loan from bank includes Rupee Term Loan amounting to ₹ 175 Crores (PY ₹ 525 crore ) as at the year end out of total sanction amount of ₹ 1400 crore, (from SBI ₹ 467 crore @ 8.55% p.a.), (from HDFC Bank ₹466.50 crore @ 8.40% p.a.) and ( from ICICI Bank ( ₹ 466.50 crore @ 8.60% p.a.). Interest Rate are based on 1 Year MCLR rate and the loan shall be completely repaid by August, 2019. These loan is secured by		
	a. Pari-Passu charge on the immovable assets of Mines II Expansion, TS II Expansion, Barsingsar Mines and Barsingsar TPS &		
	b. Pari Passu charge by way of hypothecation on the movable assets both present and future pertaining to Mines II Expansion, TS-II Expansion, Barsingsar Mines and Barsingsar TPS projects.		
	ii. Rupee Term Loans ( RTL ) of ₹ 3000 crore @ 9.65% p.a. (on the basis of 3 year AAA Reuter rate ) from M/s. Power Finance Corporation Ltd. for NNTPS project secured by Pari-Passu charge on NNTPS project fixed assets, repayable in 20 equal bi-annual instalments commencing from 30.12.2019.		
	iii. Rupee Term Loan of ₹ 1135 crore @ 7.81% p.a. (on the basis of 5 year G-Sec rate i.e. 6.95% plus 0.86% fixed spread) from HDFC Bank Ltd. for NNTPS project secured by Pari-Passu charge on NNTPS project fixed asset, repayable in 20 equal bi-annual instalments commencing from December,2019.		
	iv. Rupee Term Loan (RTL) of ₹ 821 crore @ 8.43% p.a. (on the basis of 1 year G-Sec rate i.e 7.82% plus 0.61% fixed spread) from HDFC Bank Ltd. for NNTPS Project, secured by Pari-Passu charges on project fixed assets repayable in 20 equal bi-annual instalments commencing from December, 2019. ₹ 190 crore has been drawn as at 31.03.2019.		
	v. To meet the fund requirement of Neyveli Solar Power Project (130 MW), borrowing arrangement has been done with HDFC Bank for an amount of ₹ 481 crore @ 7.68 % p.a ( on the basis of 5 year G-Sec Rate i.e. 7.05% plus 0.63% fixed spread). The repayment for the same started from October 2018, as on 31.03.2019 outstanding amount is ₹ 384.80 crore. The Loan is secured by charge on project fixed asset, repayable in 10 equal bi-annual instalments; last instalment falls due on March 2023.		
	vi. To meet the fund requirement of Tamilnadu Solar Power Project 500 MW, borrowing arrangement has been done with (a) Axis Bank Ltd. for an amount of ₹ 500 crore @ 8.19% p.a (on the basis of 5 Year G-Sec rate i.e. 6.97% plus 1.22% fixed spread). Repayment for the loan starts from September'2019 in 10 equal half-yearly instalments. (b) Axis Bank Ltd. and Federal Bank for an amount of ₹ 300 crore @ 8.17% p.a (On the basis of 5 Year G-Sec Rate i.e. 6.97% plus 1.20% fixed spread) and ₹ 306 crore @ 8.43% (on the basis of 5 Year G-Sec rate i.e 7.23% plus 1.20% fixed spread) respectively. Repayment for the loan starts from March' 2020 in 10 equal half-yearly instalments. (c) Federal bank Ltd. for an amount of ₹ 150 crore @ 7.90% p.a. (on the basis of 5 Year G-Sec rate i.e. 6.70% plus 1.20% fixed spread). Repayment for the loan starts from March' 2020 in 10 equal half-yearly instalments. The loans are secured by pari-passu charge on the project assets to the extent of the facility.		
	vii. To meet the fund requirement of Tamilnadu Solar Power Project 709 MW, borrowing arrangement has been done with State Bank of India for an amount of ₹ 2552 crore @ 8.74% p.a (on the basis of 1 Year MCLR rate plus 0.19 fixed spread) repayable in 20 equal half- yearly instalments of ₹ 127.60 crore after the moratorium period of 1 year from 31.12.2019 or Scheduled Commercial Date of Operation (SCOD) whichever is earlier. ₹ 750 crore is drawn as at 31.03.2019. The loan is secured by a pari-passu charge on the project assets.		
	viii. To meet the funding requirement of Talabira Coal Mine II & III, borrowing arrangement has been done with State Bank of India for an amount of ₹ 1680.75 crore @ 8.55% p.a (on the basis of 1 Year MCLR rate) repayable in 20 equal half- yearly instalments of ₹ 84.0375 crore starting from 30.09.2021. Out of the facility, ₹ 270 crore has been drawn during F.Y 2018-19. The loan is secured by pari-passu charge on the project assets.		
	ix. To meet the General Funding arrangement, a Rupee Loan Agreement was tied up with State Bank of India CAG Branch for ₹ 1000 crore @ 8.74% p.a (on the basis of 1 Year MCLR rate i.e 8.55% plus 0.19% fixed spread) repayable in 6 equal Half Yearly Installments of ₹ 166.66 crore starting from 31.03.2020. The loan is secured by pari-passu 1st charge on the project assets of 10 MW Solar Project, 51 MW Wind Project & 2nd charge on the project assets of Barsingsar 250 MW Thermal power station (including Land). Out of the facility, ₹ 250 crore has been drawn during F.Y 2018-19.		
	x. To meet the General Funding arrangement, a Rupee Loan Agreement was tied up with Mahanadi Coalfields Limited for ₹ 2000/- crore. This is Unsecured loan repayable in 48 equal monthly instalments starting from July' 2018. Out of which ₹ 1000 crore has drawn as at the end of current Financial Year. This loan carries a Fixed Interest rate at 7% p.a.		
	xi. In respect of NTPL : (i) Power Finance Corporation Ltd - Rupee term loan I - Sanctioned - ₹ 1184.92 crore:- Repayable in Twenty (20) equal half-yearly instalments from January 2016 and the rate of interest on the loan is 10.21% (ii) Power Finance Corporation Ltd - Rupee term loan II - Sanctioned - ₹ 3093.30 crore:- Repayable in Nineteen (19) equal half yearly instalments from October 2016 and the rate of interest on the loan is 9.69% (iii) Bank of India - Rupee Term Loan - Sanctioned - ₹ 483.52 crore:- Repayable in Twenty (20) equal half yearly instalments from March 2019 and the rate of interest on the loan is 8.98%. All the above Term Loans is secured by Pari-Passu charge on project fixed assets financed.		
	xii. In respect of NUPPL : Rupee Term Loan of ₹ 5,588.84 crore is tied up with Power Finance Corporation Ltd and ₹ 5,478.16 crore is tied-up with Rural Electrification Corporation Ltd @ One Year SBI MCLR + Fixed spread of 2.00%. The loan is secured by pari passu charge on NUPPL Project Assets, repayable on 20 equal Half Yearly instalments. The first installment will become due on 15-Jul-2024 and the subsequent installment will become due for payment on 15 <sup>th</sup> Jan & 15 <sup>th</sup> Jul every year.		
	xiii. Bi-annual equal repayment(€ 0.44 Million) of Foreign Currency loan - I from KfW Germany @ 0.75% p.a, commenced from 30-12-2001, ending on 30-06-2036.		
	xiv. Bi-annual equal repayment(€ 2.80 Million) of Foreign Currency loan -II from KfW Germany, @ 0.75% commenced from 30-06-2002, ending on 30-06-2037.		



**Notes to Consolidated Financial Statements**

Note No.	Particulars	(₹ in crore)	
17	<b>Deferred tax liabilities (Net)</b>	<b>As at March 31, 2019</b>	As at March 31, 2018
	<b>Deferred Tax Liabilities</b>		
	On Depreciation	3,218.15	2,861.34
	<b>Deferred Tax Assets</b>		
	On Provisions, Carry forward losses etc	934.79	949.17
	<b>Deferred Tax Liabilities (Net)</b>	<b>2,283.36</b>	<b>1,912.17</b>
18	<b>Other Non-Current Liabilities</b>	<b>As at March 31, 2019</b>	As at March 31, 2018
	Capital purchase, Capital works-in-progress and other liabilities	1,056.78	739.80
	Mine Closure Liability	212.65	173.75
	Deferred income	94.54	97.09
		<b>1,363.97</b>	<b>1,010.64</b>
	<p>a) Pursuant to GOI guidelines on Mine closure, total Mine closure cost was approved by Ministry of Coal at a rate of ₹ 6 lakh per hectare for all the open cast Mines. The annual contribution, compounded @ 5% p.a. is deposited in an Escrow account in the name of Coal Controller Escrow account NLC Ltd. Mine., as stipulated by the Coal Controller.</p> <p>b) Deferred income represent the capital grants received from Ministry of New and Renewable Energy in respect of installation of renewable projects.</p>		
19	<b>Current Liabilities</b>		
	<b>Financial Liabilities</b>		
	<b>a) Borrowings</b>	<b>As at March 31, 2019</b>	As at March 31, 2018
	<b>Loans Repayable on Demand</b>		
	From Banks ( Secured ) :		
	- Cash Credit facility from Bank	233.00	2,130.53
	- Working Capital Demand Loan	4,313.53	-
		<b>4,546.53</b>	<b>2,130.53</b>
	a. <b>In respect of NLCIL</b>		
	The loan is secured by entire Current Assets of the Company. Rate of Interest for Cash Credit @ 8.55% p.a. Interest Rate are based on 1 Year MCLR rate. and in respect of working capital demand loan rate of Interest for Cash Credit @ 8.20% p.a. Interest Rate are based on 1 Year MCLR rate.		
	b. <b>In respect of NTPL</b>		
	Bank of India Working Capital loan:- Secured by exclusive first charge on book debts, operating cash flows, receivables, including stock of coal, fuel, etc. and all other current assets, commission, revenues of whatsoever nature and wherever arising present & future relating to the project and the rate of interest is 8.50% on Working capital demand loan and 8.70% on Cash Credit		
	<b>b) Trade payables</b>	<b>As at March 31, 2019</b>	As at March 31, 2018
	Trade Payables :		
	- Towards Micro and Small Enterprises	29.92	17.88
	- Other than Micro and Small Enterprises *	3,299.14	2,055.68
		<b>3,329.06</b>	<b>2,073.56</b>
	Principal amount remaining unpaid to Micro, Small and Medium Enterprises as per MSMED Act 2006, as at the end of the year ₹ 31.65 crore (previous year ₹ 17.88 crore). Refer detailed disclosure in Note No-56		
	* Previous year balance adjusted by ₹ 7.39 crore with corresponding adjustment Under Other Current Assets-Advances Others in Note no.11.		



CONSOLIDATED FINANCIAL STATEMENTS

<b>Notes to Consolidated Financial Statements</b>			
<b>Note No.</b>	<b>Particulars</b>	<b>(₹ in crore)</b>	
c)	<b>Other Financial Liabilities</b>	<b>As at March 31, 2019</b>	<b>As at March 31, 2018</b>
	<b>Current maturities of Long Term Debt Secured</b>		
	i. Neyveli Bonds - 2009	-	600.00
	ii. Term Loans :		
	- Banks	554.98	446.46
	- Power Finance Corporation Ltd.	594.42	444.42
	<b>Unsecured</b>		
	i. Inter Corporate Loan-MCL Ltd.	500.00	187.50
	ii. Foreign Currency loan from KfW	25.18	26.12
	<b>Interest Accrued but not due on Loans</b>		
	i. Neyveli Bonds	-	9.87
	ii. KfW-Germany	0.87	0.95
	iii. Inter Corporate Loan-MCL Ltd.	-	0.06
	iv. Term Loans from Banks.	25.43	-
	v. Working Capital Demand Loan.	10.39	-
	<u>1,711.27</u>	<u>1,715.38</u>	
20	<b>Other Current Liabilities</b>	<b>As at March 31, 2019</b>	<b>As at March 31, 2018</b>
	Unclaimed Dividend	2.98	2.97
	Unutilised Revenue Grant	5.27	5.45
	Staff Security Deposit	0.01	0.01
	Other Liabilities*		
	- Employees	410.28	471.01
	- Statutory	264.64	113.25
	- Others	158.72	435.44
		<u>841.90</u>	<u>1,028.13</u>
	* Other liabilities include Liquidity Damages, EMD from contractors, credit balance from vendors, EMD for lignite supply, caution deposits etc. which are to be settled / adjusted against services / goods received from/to the vendors/debtors.		
21	<b>Provisions</b>	<b>As at March 31, 2019</b>	<b>As at March 31, 2018</b>
	Short-term Benefit of Leave Salary	97.91	80.96
	Post Retirement Medical Benefit	14.53	18.89
	Provision for Gratuity & Other Employment benefits	377.67	537.41
	Provision for Loss on Assets	9.26	10.65
	Provision for Contingencies	17.53	17.58
	Other Provision	-	2.39
		<u>516.90</u>	<u>667.88</u>
22	<b>Regulatory Deferral Account Credit Balances</b>	<b>As at March 31, 2019</b>	<b>As at March 31, 2018</b>
	Deferred Foreign Currency Fluctuation	28.28	42.06
	CERC Order / Petition filed with APTEL	2,410.53	4,442.02
		<u>2,438.81</u>	<u>4,484.08</u>
	During the current financial year, the company has reworked the amount of incentives to be shared in the light of regulatory proceedings. Accordingly the liability estimated on the said CERC order which is under appeal at APTEL has been reviewed and liability has been redetermined at ₹ 323.11 crore from ₹ 454.40 crore.		



**Notes to Consolidated Financial Statements**

**INCOME**

Note No.	Particulars	(₹ in crore)	
23	<b>Revenue from Operations</b>	<b>For the year ended March 31, 2019</b>	<b>For the year ended March 31, 2018</b>
	Sale of Power	9,287.99	10,880.88
	Sale of Lignite	573.78	372.57
	Sale of Fly Ash & other by-products	43.31	62.26
	<b>Other Operating Revenue</b>		
	- Consultancy charges	0.12	-
		<u>9,905.20</u>	<u>11,315.71</u>
	Less: Transfer to Capital Work in Progress	0.11	0.13
	Less: Rebate on sale of Power	34.16	27.19
		<u>9,870.93</u>	<u>11,288.39</u>
	In respect of NLC Tamilnadu Power Ltd.(NTPL) Sale of Power is accounted for based on the tariff order dated 11.07.2017 granted by the Central Electricity Regulatory Commission (CERC) under the Tariff Regulations 2014-19 from the date of Commercial Operation Declaration (COD) of Unit I and II to 31.03.2019.		
24	<b>Other Income</b>	<b>For the year ended March 31, 2019</b>	<b>For the year ended March 31, 2018</b>
	(a) Interest on		
	(i) Bank Deposit	28.16	2.60
	(ii) Employees Loans	5.85	13.59
	(iii) Mine Closure Deposits	10.36	12.12
	(iv) Others*	86.31	9.94
	(b) Recoveries toward Rent & others	17.45	17.72
	(c) Profit on Sale of Assets	18.24	0.64
	(d) Reversal of Mine Closure Liability	11.10	-
	(e) Provision Written Back	23.41	1.65
	(f) Surcharge on sale of power	606.11	363.73
	(g) Exchange Fluctuation	3.89	0.22
	(h) Deferred Income on Govt. Grant	9.54	2.19
	(i) Miscellaneous **	105.78	168.98
		<u>926.20</u>	<u>593.38</u>
	(Add) / Less: Transfer to Capital Work in Progress	11.93	9.57
	Less: Transfer to Mine Closure Liability (net of tax)	6.73	7.86
		<u>907.54</u>	<u>575.95</u>
	* FY 2018-19 figure includes ₹74.92 crore towards interest on income tax refunds and ₹ 9.03 crore towards interest on advances to vendors.		
	** FY 2018-19 figure includes ₹ 28.88 crore towards proceeds on sale of scrap and ₹15.38 crore towards liquidated damage.		
25	<b>Cost of fuel consumed</b>	<b>For the year ended March 31, 2019</b>	<b>For the year ended March 31, 2018</b>
	Coal Consumption	1,741.26	1651.12
	Oil Consumption	10.55	10.34
	Less: Transfer to Capital Work-in-Progress	-	-
		<u>1,751.81</u>	<u>1,661.46</u>



CONSOLIDATED FINANCIAL STATEMENTS

**Notes to Consolidated Financial Statements**

**EXPENSES**

	<b>Note No.</b>	<b>Particulars</b>	<b>(₹ in crore)</b>	
	26	<b>Changes in inventories of Raw Material</b>	<b>For the year ended March 31, 2019</b>	<b>For the year ended March 31, 2018</b>
		<b>OPENING STOCK</b>		
		Raw Material		
		Lignite	1,153.33	1220.77
		<b>CLOSING STOCK</b>		
		Raw Material		
		Lignite	910.41	1153.33
		Increase (-) /Decrease in Stock	242.92	67.44
	27	<b>Employee Benefit Expenses</b>	<b>For the year ended March 31, 2019</b>	<b>For the year ended March 31, 2018</b>
		Salaries, Wages and Incentives	2,706.79	2323.57
		Contribution to Provident and other funds	365.37	340.63
		Gratuity	41.58	567.71
		Welfare expenses	123.67	109.51
			3237.41	3341.42
		Less: Transfer to Capital Work-in-Progress	210.43	178.37
			3026.98	3163.05
	28	<b>Finance costs</b>	<b>For the year ended March 31, 2019</b>	<b>For the year ended March 31, 2018</b>
		<b>Interest Expenses</b>		
		KfW -Foreign currency loan	3.70	3.65
		NLC Bonds	43.11	52.98
		Loan from Banks	253.64	132.56
		Loan from Power Finance Corporation	661.89	551.49
		Loan from Rural Electrification Corporation ( REC)	36.93	-
		Others (includes interest on Cash Credit & WCDL)	193.41	101.59
		Inter Corporate Loan		
		- Mahanadi Coal Field Ltd. ( MCL)	117.08	9.80
		Others		
		Guarantee Fees on KfW loan	7.17	5.48
			1,316.93	857.54
		Less: Transfer to Capital Work in Progress	617.01	309.69
			699.92	547.85
	29	<b>Depreciation and Amortisation expense</b>	<b>For the year ended March 31, 2019</b>	<b>For the year ended March 31, 2018</b>
		Property, Plant and Equipment	1,084.97	1,127.53
		Mine Development and other Amortisations	45.77	102.49
			1,130.74	1,230.02
		Less: Transfer to Capital Work in Progress	9.98	(1.60)
			1,120.76	1,231.62
		Depreciaiton on PPE includes ₹ 2.90 crore towards depreciaiton of Renewable Assets relates to previous period due to change in residual value from 10% to 5 % and ₹1.36 crore towards depreciation of LEP assets relates to previous period on account of restricting depreciation of all assets under LEP within the life estimated for the plant.		



**Notes to Consolidated Financial Statements**

**EXPENSES**

Note No.	Particulars	(₹ in crore)	
30	Other Expenses	For the year ended March 31, 2019	For the year ended March 31, 2018
	Consumption of Stores and Spares	557.35	534.35
	Fuel	119.77	84.47
	Mine Closure	43.27	36.56
	Excise Duty	-	6.44
	Rent	1.86	1.50
	Rates and Taxes		
	- Electricity Tax	1.47	0.95
	- Others*	51.00	5.47
	Repairs and Maintenance		
	- Plant and Machinery	371.35	273.80
	- Buildings	21.14	17.38
	- Others	268.71	305.22
	Overburden Removal Expenditure	245.11	382.25
	Insurance	20.01	25.54
	Payments to Auditors		
	- Audit fees	0.45	0.29
	- Tax Audit fees	0.14	0.20
	- Other Certification Fees	0.82	0.56
	- Reimbursement of expenses	0.31	0.33
	Travelling Expenses	30.36	27.48
	Training Expenses	17.31	10.58
	Legal Charges	1.29	0.72
	Professional charges #	0.97	0.23
	Family Welfare Expenses	9.72	10.25
	Selling Expenses - Commissions	12.47	11.82
	Afforestation Expenses	16.06	14.78
	Royalty	399.73	477.04
	Central Industrial Security Force Expenses	161.67	144.25
	Corporate Social Responsibility	53.15	45.03
	Buy Back Expenses	6.75	-
	Rehabilitation and Resettlement	73.86	-
	Miscellaneous Expenses	61.80	24.86
	FE fluctuation	-	11.09
	Amortisation of Lease hold land	1.68	1.68
	Transit and Handling loss	3.74	16.07
	Demurrage Charges	-	11.03
	Consultancy Charges	2.07	-
	Electricity Expenses	7.65	-
	Compensation for non lifting of coal	-	12.58
	Loss on assets disposed/writtenoff/discarded	9.18	0.23
	Provision for Stores & Materials	0.05	2.37
	Provision on Fixed Assets	10.14	9.37
	Provision for Preliminary Expenses	0.04	2.80
	Provision for Doubtful Debt	121.61	1.71
		<b>2,704.06</b>	<b>2,511.27</b>
	Less: Transfer to Capital Work-in- Progress (CWIP)	<b>149.03</b>	<b>128.61</b>
		<b>2,555.03</b>	<b>2,382.66</b>
	*Includes an amount of ₹ 35.93 crore of up front licence fees for Talabira II & III mines and transferred to CWIP.		
	# Includes ₹ 0.0974 crore relates to previous year.		





CONSOLIDATED FINANCIAL STATEMENTS

**Notes to Consolidated Financial Statements**

**EXPENSES**

Note No.	Particulars	(₹ in crore)	
31	<b>Net Movement in Regulatory Deferral Account Balances Income/(Expenses) Net</b>	<b>For the year ended March 31, 2019</b>	<b>For the year ended March 31, 2018</b>
	<b>Income</b>		
	a) CERC Regulations (Capital Spare, Water Charges etc.)	165.05	33.15
	b) Wage Revision	425.31	156.73
	c) Gratuity	0.50	542.07
	d) Deferred Foreign Currency	26.35	76.38
	e) Lignite Price Truing up	371.77	-
	f) Mine Closure	244.33	-
	g) CERC Orders*	357.40	-
	<b>Expenses</b>		
	a) Deferred Foreign Currency	39.76	14.41
	b) Gratuity	328.87	-
	c) CERC ABT order on BTPS	6.52	842.95
	<b>Net Movement</b>	<b>1,215.56</b>	<b>(49.03)</b>
	<p>a) The Group undertakes review of regulatory assets and liabilities at the end of each year and based on reassessment of recoverability / refund of such assets/liabilities necessary accounting adjustments are carried out and based on expert opinion where ever required period cost has also been considered subject to approval of Regulatory Authority.</p> <p>b) * NTPL (Subsidiary of NLCIL) has filed interim truing up petition with CERC by claiming an amount of ₹ 774.38 crore towards discharged liabilities for capital expenditure from the date of commissioning upto 31.03.2018. The said expenditure is covered under the original scope of the work as approved in the project cost. Accordingly, an amount of ₹295.39 crore has been recognised under capacity charges as per regulation.</p>		
32	<b>Exceptional Items</b>	<b>For the year ended March 31, 2019</b>	<b>For the year ended March 31, 2018</b>
	Employee Remuneration -VRS Compensation	35.21	-
	Other Expenses - DMF & NMET	-	(59.44)
		<b>35.21</b>	<b>(59.44)</b>
33	<b>Other Comprehensive Income</b>	<b>For the year ended March 31, 2019</b>	<b>For the year ended March 31, 2018</b>
	a) Remeasurement of Actuarial Gains / (Losses)	(49.26)	78.68
	b) Tax expenses/(savings) remeasurement of Actuarial Gains / (Losses)	(15.06)	17.65
		<b>(34.20)</b>	<b>61.03</b>
34	<b>Earning Per Share from continuing operations - Basic and Diluted (Before Net Regulatory Deferral Adjustments)</b>	<b>For the year ended March 31, 2019</b>	<b>For the year ended March 31, 2018</b>
	Profit after Tax (₹ in crore)	584.48	1,994.81
	Weighted Avg. Number of Shares	14,83,461,329	1,52,85,68,427
	Face Value of Share (₹)	10.0	10.00
	Earning Per Share - Basic and Diluted (₹)	3.94	13.05
	<b>Earning Per Share from continuing operations - Basic and Diluted (After Net Regulatory Deferral Adjustments)</b>	<b>For the year ended March 31, 2019</b>	<b>For the year ended March 31, 2018</b>
	Profit after Tax (₹ in Crore)	1,537.35	1,956.78
	Weighted Avg. Number of Shares	1,48,34,61,329	1,52,85,68,427
	Face Value of Share (₹)	10.00	10.00
	Earning Per Share - Basic and Diluted (₹)	10.36	12.80
	The Company does not have any potentially dilutive shares, thus the basic and the diluted earnings per share is the same.		

<b>Notes to Consolidated Financial Statements</b>					
<b>Note No.</b>	<b>Particulars</b>	<b>(₹ in crore)</b>			
35	<b>The Effect of Foreign Exchange Fluctuation</b>	<b>For the year ended March 31, 2019</b>	<b>For the year ended March 31, 2018</b>		
	a) The amount of exchange rate difference debited/(credited) to the Statement of Profit & Loss	(3.89)	10.87		
	b) The amount of exchange rate difference adjusted and debited /(credited) to the carrying amount of fixed assets & WIP	(17.01)	116.43		
		<u>(20.90)</u>	<u>127.30</u>		
As per the Guidance Note on Rate Regulated Activity issued by ICAI, exchange rate difference (on account of restatement of foreign currency borrowing) recoverable from or payable to the beneficiaries in subsequent years as per CERC Tariff regulations and MoC guidelines on Lignite Transfer price are accounted as Deferred foreign currency fluctuation asset / liability. Accordingly necessary adjustment is made in depreciation and interest expenditure in the current year.					
36	<b>Expenditure Incurred on Research &amp; Development</b>	<b>For the year ended March 31, 2019</b>	<b>For the year ended March 31, 2018</b>		
	Capital Expenditure	3.84	0.18		
	Revenue Expenditure	12.95	2.07		
		<u>16.79</u>	<u>2.25</u>		
37	<b>Disclosure as per Ind AS 37 'Provisions, Contingent Liabilities and Contingent Assets'</b>				
	<b>Movements in provisions:</b>	<b>As at 01.04.2018</b>	<b>Additions</b>	<b>Withdrawals</b>	<b>As at 31.03.2019</b>
	Provision for loss on Assets	10.65	9.26	10.65	<b>9.26</b>
	Provision for contingencies				
	Interest on disputed tax deducted at source	16.60	-	-	<b>16.60</b>
	Power Tariff adjustment - Deemed export benefit	0.01	-	-	<b>0.01</b>
	Miscellaneous provision	0.97	-	-	<b>0.97</b>
	Other provisions	2.39	-	2.39	-
		<u>30.62</u>	<u>9.26</u>	<u>13.04</u>	<u>26.84</u>
	a. In all these cases, outflow of economic benefits is expected within next one year				
b. The assumptions made for provisions relating to current period are consistent with those in the earlier years. The assumptions and estimates used for recognition of such provisions are qualitative in nature and their likelihood could alter in next financial year. It is impracticable for the Company to compute the possible effect of assumptions and estimates made in recognising these provisions.					
38	<b>Consumption of Raw Material and Spare Parts</b>	<b>For the year ended March 31, 2019</b>	<b>For the year ended March 31, 2018</b>		
	<b>Value of Indigenous and Imported Spares consumed</b>				
	<b>a. INDIGENOUS</b>				
	Spare parts	2,003.31	1747.41		
	Percentage	92.77%	82.93%		
	<b>b. IMPORTED</b>				
Spare parts	156.05	359.61			
Percentage	7.23%	17.07%			



CONSOLIDATED FINANCIAL STATEMENTS

**Notes to Consolidated Financial Statements**

Note No.	Particulars	(₹ in crore)		
39	<b>C.I.F. Value of Imports</b>	<b>For the year ended March 31, 2019</b>	For the year ended March 31, 2018	
	Capital Goods	167.64	52.34	
	Components and Spares	14.25	22.35	
		<u>181.89</u>	<u>74.69</u>	
40	<b>Expenditure in Foreign Currency</b>	<b>For the year ended March 31, 2019</b>	For the year ended March 31, 2018	
	Travelling Expenses	0.31	0.27	
	Professional and Consultancy	0.18	0.19	
	Interest Charges	3.70	3.65	
		<u>4.19</u>	<u>4.11</u>	
41	<b>CSR expenditure</b>	<b>For the year ended March 31, 2019</b>	For the year ended March 31, 2018	
	Medical-health & family welfare	6.44	5.57	
	Drinking water facility	1.05	1.55	
	Education & Scholarship	15.46	7.95	
	Construction of link road	1.28	4.10	
	Promotion of sports	0.40	0.41	
	Community development center	0.13	0.20	
	Afforestation & Environment Sustainability	1.63	2.18	
	Sanitation & other Basic Amenities	1.86	0.94	
	Construction of school, library & hostel	1.23	1.72	
	Vocational Skill Centre development	3.01	1.76	
	Irrigation facilities	10.15	11.06	
	Electricity including solar & non conventional energy	1.70	0.85	
	Relief on natural calamities	1.16	-	
	Promoting old age home	0.19	1.84	
Contribution to Armed Forces	0.00	0.05		
Others	7.46	4.85		
	<u>53.15</u>	<u>45.03</u>		
42	<b>Disclosures As per Ind AS 1 "Preparation and Presentation of Financial Statements."</b>			
	<b>Reclassification of Comparative Figures:</b>			
	Certain reclassifications have been made to the comparative period's financial statements which are as under:			
	<b>Description</b>	<b>Before Classification</b>	<b>Reclassification</b>	<b>After Classification</b>
	i) Other Non Current Assets [ Note No.7 ]	1,983.63	10.26	1,993.89
	ii) Financial Assets-loans [ Note No. 9 (d) ]	211.31	(195.10)	16.21
	iii) Financial Assets- Other Financial Assets [ Note No.9 (e) ]	49.12	(2.90)	46.22
	iv) Other current Assets [ Note -11 ]	2,095.44	180.35	2,275.79
v) Trade Payable [ Note No.19 (b) ]	1,023.68	1,049.88	2,073.56	
vi) Other Current Liability [ Note No.20 ]	2,085.40	(1,057.27)	1,028.13	

**Notes to Consolidated Financial Statements**

Note No.	Particulars	(₹ in crore)
43	<b>Disclosure of transactions with the related parties as defined in the Ind AS-24 are given below:</b>	
	<b>a) List of related parties</b>	
	<b>i) Key Managerial Personnel (KMP):</b>	
	Shri. Rakesh Kumar	Chairman-cum-Managing Director Appointed w.e.f 28.09.2018
	Dr. Sarat Kumar Acharya	Chairman-cum-Managing Director Superannuated on 31.07.2018
	Shri. Rakesh Kumar	Director (Finance) #
	Shri. R. Vikraman	Director (Human Resources)
	Shri. Nadella Naga Maheswar Rao	Director (Planning and Projects) Appointed w.e.f 29.06.2018
	Shri. Prabhakar Chowki	Director (Mines) Appointed w.e.f 28.11.2018
	Shri. V. Thangapandian	Director (Power) Superannuated on 31.03.2019
	Shri. Subir Das	Director (Mines) Superannuated on 30.06.2018
	Shri. P. Selvakumar	Director (Planning and Projects) Superannuated on 31.05.2018
	Shri. Mukesh Choudhary	Director Relinquished w.e.f 11.01.2019
	Shri. Mahendra Pratap	Director Appointed w.e.f 08.02.2019
	Ms. S. Geetha	Director
	Shri Bidya Sagar Tiwari	Director
	Shri Subir Chakravorty	Director
	Shri Ashish Upadhyay	Director
	Shri Narendra Kumar Singh	Director
	<b>Independent Directors</b>	
	Shri. Azad Singh Toor	Non-Executive Director Re-appointed w.e.f 17.11.2018
	Shri. K. Madhavan Nair	Non-Executive Director Re-appointed w.e.f 17.11.2018
	Shri. Chandra Prakash Singh	Non-Executive Director Relinquished w.e.f 17.11.2018
	Ms. Nalini Padmanabhan	Non-Executive Director
	Ms. Monika Arora	Non-Executive Director Relinquished w.e.f 30.08.2018
	Shri. Indrajit Pal	Non-Executive Director
	Dr. Vishnu Dev	Non-Executive Director Appointed w.e.f 19.12.2018
	<b>Nominee Directors</b>	
	Shri. Vikram Kapur	Non-Executive Director Relinquished w.e.f 27.08.2018
	Shri. Suresh Kumar	Non-Executive Director Relinquished w.e.f 10.04.2019
	Shri. Md. Nasimuddin	Non-Executive Director Appointed w.e.f 24.09.2018
	# Holding as additional charge in addition to Chairman-cum-Managing Director of NLC India Limited.	
	<b>Chief Executive Officer, Chief Financial Officer and Company Secretary</b>	
	Shri. Rakesh Kumar	Chief Financial Officer, NLCIL
	Shri. Shaji John	Chief Executive Officer, NTPL Relinquished w.e.f 19.02.2019
	Shri. S. Gopalakrishnan	Chief Executive Officer, NTPL Appointed w.e.f 20.02.2019
	Shri. Kaushal Kishore Anand	Chief Executive Officer, NUPPL
	Shri. W. Jeyasingh Daniel	Chief Financial Officer, NTPL
	Shri. S.R. Sivaprasad	Chief Financial Officer, NUPPL Relinquished w.e.f 16.08.2018
	Shri. Ashok Kumar Mali	Chief Financial Officer, NUPPL Appointed w.e.f 16.08.2018
	Shri. K. Viswanath	Company Secretary, NLCIL
	Shri. R. Jayasarathy	Company Secretary, NTPL
	Shri. Ravi Kumar Suluva	Company Secretary, NUPPL Relinquished w.e.f 01.05.2018
	Shri. Nikhil Kumar	Company Secretary, NUPPL Appointed w.e.f 04.05.2018
	<b>ii) Post Employment Benefit Plans:</b>	
	- NLC Employees PF Trust	
	- NLC Employees Pension Fund	
	- NLC Post Retirement Medical Assistance Fund	
	- NLC Employees Gratuity Fund	
	<b>iii) Entities under the control of the same government:</b>	
	The Company is a Public Sector Undertaking (PSU) wherein majority of shares are held by the President of India. Pursuant to Paragraph 25 & 26 of Ind AS 24, entities over which the same government has control or joint control of, or significant influence, then the reporting entity and other entities shall be regarded as related parties. The Company has applied the exemption available under Paragraph 25 & 26 of Ind AS 24 for government related entities and have made disclosures accordingly in the financial statements.	



CONSOLIDATED FINANCIAL STATEMENTS

**Notes to Consolidated Financial Statements**

SI No.	Note No.	Particulars	(₹ in crore)		
		<b>b) Transactions with the related parties:</b> The aggregate value of transactions and outstanding balances related to key managerial personnel and entities over which they have control or significant influence were as follows			
		<b>i) Key Management Personnel Compensation</b>	<b>For the year ended March 31, 2019</b>	<b>For the year ended March 31, 2018</b>	
		Short Term Employee Benefit	5.42	4.22	
		Post-employment benefits	0.48	0.23	
		Other long-term benefits	0.97	0.59	
		Sitting Fees	0.33	0.18	
			<u>7.20</u>	<u>5.22</u>	
		<b>ii) Transactions with Post Employment Benefit Plans:</b>	<b>2018-19</b>	<b>2017-18</b>	
		Contributions made during the year	326.12	315.52	
		<b>iii) Transactions with the related parties under the control of the same government:</b>			
		<b>Name of the Company</b>	<b>Nature of transaction</b>	<b>2018-19</b>	<b>2017-18</b>
		Bharat Heavy Electricals Limited	Purchase of Stores and spares	28.74	36.82
		Bharat Earth Movers Ltd-BEML	Payment for FMC contract	14.76	5.06
		Bharat Earth Movers Ltd-BEML	Payment for procuring CMEs	4.18	21.98
		Bharat Heavy Electricals Limited	Package contracts	181.94	741.06
		Hindustan Petroleum Corporation Limited	Purchase of furnance oil	67.96	71.23
		Bharat Petroleum Corporation Ltd.	Purchase of furnance oil	51.86	50.60
		Indian Oil Corporation Limited	Purchase of furnance oil	72.75	56.09
		National Buildings Construction Corporation Limited	Purchase/Construction of Asset	13.57	5.07
		Steel Authority Of India Limited	Purchase of Steel	24.84	17.20
		Rashtriya Ispat Nigam Ltd.	Purchase of Steel	1.07	1.04
		Balmer Lawrie & Co. Ltd.	Purchase of Lubricants	6.19	6.13
		Balmer Lawrie & Co. Ltd.	Purchase of Air Ticket	2.92	2.46
		MSTC Ltd.	E-auction agent Commission	4.50	1.09
		Mahanadi Coalfields Limited	Loan	1,000.00	1,000.00
		Mecon Ltd.	Consultancy Services-MOEF norms	1.72	0.46
		Instrumentation Ltd.	Supply of spares	0.51	0.36
		Power Grid Corporation of India Limited	Maintenance Contract	-	1.06
		V.O Chidambaranar Port Trust	Wharfage Charges	9.51	14.63
		Mahanadi Coalfields Limited	Purchase of Coal	468.40	372.87
		Eastern Coalfields Ltd.	Purchase of Coal	184.57	475.29
		Central Institute of Mining and Fuel Research	Sampling and Analysis of Coal	2.45	0.89
		Central Power Reaserch Institute (CPRI)	Testing Fee	0.13	-



**Notes to Consolidated Financial Statements**

SI No.	Note No.	Particulars	(₹ in crore)			
		<b>c) Outstanding balances with related parties are as follows:</b>				
		<b>i) Key Managerial Personnel</b>				
			<b>Transactions value for the year ended March 31,</b>		<b>Balance outstanding as at March 31,</b>	
			<b>2019</b>	<b>2018</b>	<b>2019</b>	<b>2018</b>
		Shri. Rakesh Kumar / CMD & Director (Finance) towards HBA	0.01	0.01	0.06	0.07
		Shri. K. Viswanath / Company Secretary - towards CAR Loan	0.00	0.00	0.03	0.04
		Shri. Shaji John - Chief Executive Officer - towards CAR Loan	0.02	-	0.04	-
		Shri. K.S. Gopalakrishnan - Chief Executive Officer - towards CAR Loan	0.00	-	0.01	-
		Shri. W. Jeyasingh Daniel - Chief Financial Officer - Festival Advance	0.00	-	-	-
		Shri. R.Jayasarathy - Company Secretary				
		- Car Advance	0.01	0.01	0.00	0.01
		- Multi-purpose Loan	0.01	0.01	-	0.01
		<b>ii) Post Employment Benefit Plan:</b>				
		<b>Description</b>	<b>Balance outstanding as at March 31, 2019</b>		<b>Balance outstanding as at March 31, 2018</b>	
		- Receivable	-		-	
		- Payable	29.79		27.64	
		<b>d) Terms and conditions of transactions with the related parties</b>				
		(1) Transactions with the related parties are made on normal commercial terms and conditions and at market rates.				
		(2) The Company is seconding its personnel to Subsidiary Companies as per the terms and conditions agreed between the companies. The cost incurred by the group towards superannuation and employee benefits are recovered from these companies.				
		(3) Outstanding balances of Subsidiaries and Associate at the year-end other than Loans are unsecured and interest free.				
		(4) For the year ended March 31, 2019 and March 31, 2018 the Company has not recorded any impairment of receivables relating to amounts payable by related parties. This assessment is undertaken each financial year through examining the financial position of the related party and the market in which the related party operates.				
		(5) Consultancy/Management services provided by the Company to Subsidiaries and Associates are generally on nomination basis at the terms, conditions and principles applicable for consultancy / management services provided to other parties.				



CONSOLIDATED FINANCIAL STATEMENTS

**Notes to Consolidated Financial Statements**

Note No.	Particulars	(₹ in crore)			
44	<b>Non-Controlling Interests</b>				
	<b>March 31, 2019</b>	<b>NLC Tamilnadu Power Ltd.</b>	<b>Neyveli Uttar Pradesh Power Ltd.</b>	<b>Intra-group Eliminations</b>	<b>Total</b>
	<b>NCI %</b>	<b>11%</b>	<b>49%</b>		
	Non Current Asset	5,920.66	5,679.97	-	11,600.63
	Current Asset	2,324.15	218.64	-	2,542.79
	Non-Current Liability	3,180.46	3,198.36	-	6,378.82
	Current Liability	2,584.38	1,009.49	-	3,593.87
	Net Asset	2,479.97	1,690.76	-	4,170.73
	<b>Net Assets attributable to NCI</b>	<b>273.29</b>	<b>828.46</b>	<b>-</b>	<b>1,101.75</b>
	Revenue	2,899.16	-	-	2,899.16
	Profit	270.74	(0.28)	-	270.46
	OCI	-	-	-	-
	<b>Total Comprehensive income</b>	<b>270.74</b>	<b>(0.28)</b>	<b>-</b>	<b>270.46</b>
	Profit Allocated to NCI	29.78	(0.14)	-	29.64
	OCI allocated to NCI	-	-	-	-
	Cash flows from Operating Activity	846.97	(0.27)	-	846.69
	Cash flows from Investment Activity	(60.77)	(2,785.47)	-	(2,846.24)
	Cash flows from Financing Activity	(789.12)	2,773.87	-	1,984.74
	<b>Net increase/( decrease ) in cash and cash equivalents</b>	<b>(2.93)</b>	<b>(11.87)</b>	<b>-</b>	<b>(14.80)</b>
		<b>Non-Controlling Interests</b>	<b>(₹ in crore)</b>		
	<b>March 31, 2018</b>	<b>NLC Tamilnadu Power Ltd.</b>	<b>Neyveli Uttar Pradesh Power Ltd.</b>	<b>Intra-group Eliminations</b>	<b>Total</b>
	<b>NCI %</b>	<b>11%</b>	<b>49%</b>		
	Non Current Asset	6,175.91	2,159.46	-	8,335.37
	Current Asset	1,699.31	93.76	-	1,793.07
	Non-Current Liability	3,371.52	-	-	3,371.52
	Current Liability	2,294.48	1,350.82	-	3645.30
	Net Asset	2,209.23	902.41	-	3,111.62
	<b>Net Assets attributable to NCI</b>	<b>243.51</b>	<b>442.17</b>	<b>-</b>	<b>685.68</b>
	Revenue	2,899.83	-	-	2,899.83
	Profit	127.45	-	-	127.45
	OCI	-	-	-	-
	<b>Total Comprehensive income</b>	<b>127.45</b>	<b>-</b>	<b>-</b>	<b>127.45</b>
	Profit Allocated to NCI	14.02	-	-	14.02
	OCI Allocated to NCI	-	-	-	-
	Cash flows from Operating Activity	442.87	(1,233.76)	-	(790.89)
	Cash flows from Investment Activity	(157.82)	1,278.60	-	1,120.78
	Cash flows from Financing Activity	(281.33)	-	-	(281.33)
	<b>Net increase/(decrease) in cash and cash equivalents</b>	<b>3.72</b>	<b>44.84</b>	<b>-</b>	<b>48.56</b>



<b>Notes to Consolidated Financial Statements</b>			
<b>Note No.</b>	<b>Particulars</b>	<b>(₹ in crore)</b>	
45	<b>Disclosure in respect of the Equity Accounted Investees as per Ind AS - 28 is furnished as under:</b>		
	Company Name : M/s MNH Shakti Limited		
	Registered Office : Anand Vihar, PO Jagruti Vihar, Sambalpur District, Odisha.		
	M/s. Mahanadi Coalfields Limited (MCL), NLC & Hindalco formed MNH Shakti Limited, a Joint Venture Company with equity participation of 70:15:15 to implement 20.0 MTPA coal mining project in Talabira in the State of Odisha. The Talabira II & III coal blocks allocated for this purpose have been cancelled pursuant to the judgement dated 25 <sup>th</sup> August 2014 of Hon'ble Supreme Court of India and the coal Mines(Special Provisions) Ordinance 2014 dated 21 <sup>st</sup> October 2014. The JV Company has proposed for the winding up and necessary formalities are being worked out by them.		
		<b>March 31, 2019</b>	March 31, 2018
	Interest in MNH Shakti Limited	<b>12.69</b>	12.69
	<b>Balance as at March 31,</b>	<b>12.69</b>	12.69
	The following table summarises the financial information of MNH Shakti Limited as included in its own financial statements, adjusted for fair value adjustments at acquisition and differences in accounting policies. The table also reconciles the summarised financial information to the carrying amount of the Group's interest in MNH Shakti Limited :		
	<b>Particulars</b>	<b>March 31, 2019</b>	March 31, 2018
	Percentage ownership interest	<b>15.00%</b>	15.00%
	Non-current assets	<b>20.70</b>	23.92
	Current assets	<b>64.25</b>	60.74
	Non-current liabilities	-	-
	Current liabilities	<b>0.38</b>	0.08
	Net assets (100%)	<b>84.58</b>	84.58
	Group's share of net assets (15 %)	<b>12.69</b>	12.69
	Elimination of unrealised profit and loss (if any)	-	-
	<b>Carrying amount of interest in associate</b>	<b>12.69</b>	12.69
	Revenue	-	-
	Depreciation & Amortisation	-	-
	Finance cost	-	-
	Employee benefit	-	-
	Other expenses	-	-
	Profit before tax	-	-
	Income tax expense	-	-
	Profit from continuing operations (100%)	-	-
	Total comprehensive income (100%)	-	-
	Total comprehensive income (15 %)	-	-
	Elimination of unrealised profit and loss (if any)	-	-
	Group's share of total comprehensive income	-	-
	Carrying amount of interests in associates	-	-
	Share of:	-	-
	Profit from continuing operations	-	-
	OCI	-	-





**Notes to Consolidated Financial Statements**

Note No.	Particulars																																																																																																																																				
46	<p><b>Employee Benefits</b></p> <p><b>(i) Defined Benefit Plans</b> The defined benefit plan is administered by the LIC which is named as LIC Group Gratuity Fund ('Fund') that is legally separated from the Group. The board of the fund is required by law to act in the best interest of the plan participants and is responsible for setting certain policies ( e.g. investment, contribution and indexation policies) of the fund. Their defined benefit plans expose the group to actuarial risks, such as longevity risk, currency risk, interest rate risk and market ( investment) risk.</p> <p><b>A. Funding</b> Defined benefit plan is fully funded by the group. The funding requirements are based on the fund's actuarial measurement framework set out in the funding policies of the plan. The funding of the plan is based on a separate actuarial valuation for funding purpose. The Company has determined that in accordance with the terms and conditions of the defined benefit plan, and in accordance with statutory requirements, the present value of refunds or reductions in future contributions is not lower than the balance of the total fair value of the plan asset less than the total present value of obligations.</p> <p><b>B. Movement in net defined benefit (Asset)/Liabilities</b></p> <p><b>Gratuity &amp; Leave Benefit</b> The Company has a defined benefit gratuity plan. Every employee who has rendered continuous service of five years or more is entitled to gratuity at 15 days salary (15/26 * last drawn basic salary plus dearness allowance) for each completed year of service subject to a maximum of ₹ 0.20 crore on superannuation, resignation, termination, disablement or on death. The Company has carried out actuarial valuation of gratuity benefit considering the enhanced ceiling. The Company provide for earned leave benefit and half pay leave to the employees of the company, which accrue annually at 30 days and 20 days respectively. Earned leave is encashable while in service. Half pay leaves ( HPL) are encashable only on separation upto maximum of 240 days ( HPL). However total number of leave that can be encashed on superannuation shall be restricted to 300 days and no commutation of half pay leave shall be permissible. The liability for the same is recognized on the basis of actuarial valuation.</p> <p style="text-align: right;">(₹ in crore)</p> <table border="1" style="width: 100%; border-collapse: collapse;"> <thead> <tr> <th rowspan="2"></th> <th colspan="3" style="text-align: center;">Gratuity</th> <th colspan="3" style="text-align: center;">Leave Benefit</th> </tr> <tr> <th style="text-align: center;">Defined benefit Obligations</th> <th style="text-align: center;">Fair value of plan asset</th> <th style="text-align: center;">Net Amount</th> <th style="text-align: center;">Defined benefit Obligations</th> <th style="text-align: center;">Fair value of plan asset</th> <th style="text-align: center;">Net Amount</th> </tr> </thead> <tbody> <tr> <td><b>Balance as at April 1, 2018</b></td> <td style="text-align: right;">1,318.02</td> <td style="text-align: right;">787.28</td> <td style="text-align: right;">530.74</td> <td style="text-align: right;">521.89</td> <td style="text-align: right;">506.92</td> <td style="text-align: right;">14.97</td> </tr> <tr> <td><b>Included in profit and loss</b></td> <td></td> <td></td> <td></td> <td></td> <td></td> <td></td> </tr> <tr> <td>Current Service Cost</td> <td style="text-align: right;">24.98</td> <td style="text-align: center;">-</td> <td style="text-align: right;">24.98</td> <td style="text-align: right;">59.27</td> <td style="text-align: center;">-</td> <td style="text-align: right;">59.27</td> </tr> <tr> <td>Past service cost and gain or loss on settlement</td> <td style="text-align: center;">-</td> <td style="text-align: center;">-</td> <td style="text-align: center;">-</td> <td style="text-align: center;">-</td> <td style="text-align: center;">-</td> <td style="text-align: center;">-</td> </tr> <tr> <td>Interest cost (income)</td> <td style="text-align: right;">92.26</td> <td style="text-align: right;">75.86</td> <td style="text-align: right;">16.40</td> <td style="text-align: right;">37.53</td> <td style="text-align: right;">38.74</td> <td style="text-align: right;">(1.20)</td> </tr> <tr> <td><b>Included in OCI</b></td> <td></td> <td></td> <td></td> <td></td> <td></td> <td></td> </tr> <tr> <td>Remeasurement of loss (gain):</td> <td></td> <td></td> <td></td> <td></td> <td></td> <td></td> </tr> <tr> <td>Actuarial loss (gain) arising from</td> <td style="text-align: center;">-</td> <td style="text-align: center;">-</td> <td style="text-align: center;">-</td> <td style="text-align: center;">-</td> <td style="text-align: center;">-</td> <td style="text-align: center;">-</td> </tr> <tr> <td>Demographic assumptions</td> <td style="text-align: center;">-</td> <td style="text-align: center;">-</td> <td style="text-align: center;">-</td> <td style="text-align: center;">-</td> <td style="text-align: center;">-</td> <td style="text-align: center;">-</td> </tr> <tr> <td>Financial assumptions</td> <td style="text-align: right;">(24.04)</td> <td style="text-align: center;">-</td> <td style="text-align: right;">(24.04)</td> <td style="text-align: right;">(10.96)</td> <td style="text-align: center;">-</td> <td style="text-align: right;">(10.96)</td> </tr> <tr> <td>Experience adjustment</td> <td style="text-align: right;">74.69</td> <td style="text-align: center;">-</td> <td style="text-align: right;">74.69</td> <td style="text-align: right;">(32.25)</td> <td style="text-align: center;">-</td> <td style="text-align: right;">(32.25)</td> </tr> <tr> <td>Return on plan asset excluding interest income</td> <td style="text-align: center;">-</td> <td style="text-align: right;">1.39</td> <td style="text-align: right;">(1.39)</td> <td style="text-align: center;">-</td> <td style="text-align: right;">(0.15)</td> <td style="text-align: right;">0.15</td> </tr> <tr> <td>Change in the effect of the asset ceiling</td> <td style="text-align: center;">-</td> <td style="text-align: center;">-</td> <td style="text-align: center;">-</td> <td style="text-align: center;">-</td> <td style="text-align: center;">-</td> <td style="text-align: center;">-</td> </tr> <tr> <td><b>Other</b></td> <td></td> <td></td> <td></td> <td></td> <td></td> <td></td> </tr> <tr> <td>Contributions Paid by the employer</td> <td style="text-align: center;">-</td> <td style="text-align: right;">530.11</td> <td style="text-align: right;">(530.11)</td> <td style="text-align: center;">-</td> <td style="text-align: right;">4.59</td> <td style="text-align: right;">(4.59)</td> </tr> <tr> <td>Benefits paid</td> <td style="text-align: right;">(208.16)</td> <td style="text-align: right;">(208.16)</td> <td style="text-align: center;">-</td> <td style="text-align: right;">(56.06)</td> <td style="text-align: right;">(56.06)</td> <td style="text-align: center;">-</td> </tr> <tr> <td><b>Balance as at March 31, 2019</b></td> <td style="text-align: right;"><b>1,277.75</b></td> <td style="text-align: right;"><b>1,186.48</b></td> <td style="text-align: right;"><b>91.27</b></td> <td style="text-align: right;"><b>519.42</b></td> <td style="text-align: right;"><b>494.03</b></td> <td style="text-align: right;"><b>25.39</b></td> </tr> </tbody> </table>		Gratuity			Leave Benefit			Defined benefit Obligations	Fair value of plan asset	Net Amount	Defined benefit Obligations	Fair value of plan asset	Net Amount	<b>Balance as at April 1, 2018</b>	1,318.02	787.28	530.74	521.89	506.92	14.97	<b>Included in profit and loss</b>							Current Service Cost	24.98	-	24.98	59.27	-	59.27	Past service cost and gain or loss on settlement	-	-	-	-	-	-	Interest cost (income)	92.26	75.86	16.40	37.53	38.74	(1.20)	<b>Included in OCI</b>							Remeasurement of loss (gain):							Actuarial loss (gain) arising from	-	-	-	-	-	-	Demographic assumptions	-	-	-	-	-	-	Financial assumptions	(24.04)	-	(24.04)	(10.96)	-	(10.96)	Experience adjustment	74.69	-	74.69	(32.25)	-	(32.25)	Return on plan asset excluding interest income	-	1.39	(1.39)	-	(0.15)	0.15	Change in the effect of the asset ceiling	-	-	-	-	-	-	<b>Other</b>							Contributions Paid by the employer	-	530.11	(530.11)	-	4.59	(4.59)	Benefits paid	(208.16)	(208.16)	-	(56.06)	(56.06)	-	<b>Balance as at March 31, 2019</b>	<b>1,277.75</b>	<b>1,186.48</b>	<b>91.27</b>	<b>519.42</b>	<b>494.03</b>	<b>25.39</b>
	Gratuity			Leave Benefit																																																																																																																																	
	Defined benefit Obligations	Fair value of plan asset	Net Amount	Defined benefit Obligations	Fair value of plan asset	Net Amount																																																																																																																															
<b>Balance as at April 1, 2018</b>	1,318.02	787.28	530.74	521.89	506.92	14.97																																																																																																																															
<b>Included in profit and loss</b>																																																																																																																																					
Current Service Cost	24.98	-	24.98	59.27	-	59.27																																																																																																																															
Past service cost and gain or loss on settlement	-	-	-	-	-	-																																																																																																																															
Interest cost (income)	92.26	75.86	16.40	37.53	38.74	(1.20)																																																																																																																															
<b>Included in OCI</b>																																																																																																																																					
Remeasurement of loss (gain):																																																																																																																																					
Actuarial loss (gain) arising from	-	-	-	-	-	-																																																																																																																															
Demographic assumptions	-	-	-	-	-	-																																																																																																																															
Financial assumptions	(24.04)	-	(24.04)	(10.96)	-	(10.96)																																																																																																																															
Experience adjustment	74.69	-	74.69	(32.25)	-	(32.25)																																																																																																																															
Return on plan asset excluding interest income	-	1.39	(1.39)	-	(0.15)	0.15																																																																																																																															
Change in the effect of the asset ceiling	-	-	-	-	-	-																																																																																																																															
<b>Other</b>																																																																																																																																					
Contributions Paid by the employer	-	530.11	(530.11)	-	4.59	(4.59)																																																																																																																															
Benefits paid	(208.16)	(208.16)	-	(56.06)	(56.06)	-																																																																																																																															
<b>Balance as at March 31, 2019</b>	<b>1,277.75</b>	<b>1,186.48</b>	<b>91.27</b>	<b>519.42</b>	<b>494.03</b>	<b>25.39</b>																																																																																																																															



<b>Notes to Consolidated Financial Statements</b>							
<b>Note No.</b>	<b>Particulars</b>	<b>(₹ in crore)</b>					
		<b>Gratuity</b>			<b>Leave Benefit</b>		
		<b>Defined benefit Obligations</b>	<b>Fair value of plan asset</b>	<b>Net Amount</b>	<b>Defined benefit Obligations</b>	<b>Fair value of plan asset</b>	<b>Net Amount</b>
	<b>Balance as at April 1, 2017</b>	830.46	796.53	33.93	506.72	478.34	28.38
	<b>Included in profit and loss</b>						
	Current Service Cost	58.51	-	58.51	20.79	-	20.79
	Past service cost and gain or loss on settlement	517.11	-	517.11	-	-	-
	Interest cost (income)	60.48	60.54	(0.06)	37.39	36.35	1.04
	<b>Included in OCI</b>						
	Remeasurement of loss/(gain):						
	Actuarial loss/(gain) arising from						
	Demographic assumptions	-	-	-	-	-	-
	Financial assumptions	(36.42)	-	(36.42)	(14.66)	-	(14.66)
	Experience adjustment	(42.79)	-	(42.79)	1.24	-	1.24
	Return on plan asset excluding interest income	-	(0.53)	0.53	-	3.82	(3.82)
	Change in the effect of the asset ceiling	-	-	-	-	-	-
	<b>Other</b>						
	Contributions Paid by the employer	-	0.07	(0.07)	-	-	-
	Benefits paid	(69.33)	(69.33)	-	-	18.00	(18.00)
	<b>Balance as at March 31, 2018</b>	<b>1,318.02</b>	<b>787.28</b>	<b>530.74</b>	<b>551.48</b>	<b>536.51</b>	<b>14.97</b>
		<b>Gratuity</b>		<b>Leave Benefit</b>			
		<b>March 31, 2019</b>	<b>March 31, 2018</b>	<b>March 31, 2019</b>	<b>March 31, 2018</b>		
	<b>Represented by:</b>						
	Net defined benefit asset	<b>1,186.48</b>	787.28	<b>494.03</b>	536.51		
	Net defined benefit liability	<b>1,277.75</b>	1,318.02	<b>519.42</b>	551.48		
	<b>I) Plan Asset</b>						
	<b>Plan assets comprises the followings:</b>						
		<b>Gratuity</b>		<b>Leave Benefit</b>			
		<b>March 31, 2019</b>	<b>March 31, 2018</b>	<b>March 31, 2019</b>	<b>March 31, 2018</b>		
	Equity Securities	<b>5.00%</b>	5.00%	<b>5.00%</b>	5.00%		
	Govt Bonds	<b>95.00%</b>	95.00%	<b>95.00%</b>	95.00%		



**Notes to Consolidated Financial Statements**

Note No.	Particulars		(₹ in crore)						
	Details of the employee benefits and plan assets are provided below:								
		Gratuity			Leave Benefit				
		March 31, 2019	March 31, 2018		March 31, 2019	March 31, 2018			
	Present value of funded obligation	1,277.75	1,318.02		519.42	521.89			
	Fair value of plan assets	1,186.51	787.28		494.03	506.92			
	Present value of net obligations	91.24	530.74		25.39	14.97			
	Unrecognised past service cost	-	-		-	-			
	<b>II) Actuarial Assumptions</b>								
	The following are the principal actuarial assumptions at the reporting date (expressed as weighted averages)								
		Gratuity			Leave Benefit				
		March 31, 2019	March 31, 2018		March 31, 2019	March 31, 2018			
	Discount rate per annum	8.00%	7.60%		8.05%	7.60%			
	Expected return per annum on plan asset	8.00%	7.60%		8.05%	7.60%			
	Salary escalation per annum	5.00%	5.00%		3% to 5%	5% for first 5 years and 3% thereafter			
	Mortality	IALM 2012-14 ULT	IALM 2006-08 ULT		IALM 2012-14 ULT	IALM 2006-08 ULT			
	Attrition rate	1% to 3%	1% to 3%		1%	1%			
	<b>III) Sensitivity Analysis</b>								
	Reasonable possible changes at the reporting date to one of the relevant actuarial assumptions, holding other assumptions constant, would have effected the defined benefit obligation by the amounts shown below.								
		Gratuity				Leave Benefit			
		March 31, 2019		March 31, 2018		March 31, 2019		March 31, 2018	
		Increase	Decrease	Increase	Decrease	Increase	Decrease	Increase	Decrease
	Discount rate (+/- 50 BP)	1,249.47	1,308.63	1,283.05	1,354.66	507.98	531.91	507.54	536.93
	Salary escalation per annum (+/- 50 BP)	1,289.93	1,263.83	1,338.88	1,283.61	531.82	507.87	537.25	507.13
	Mortality (+/- 10%)	6.98	5.71	6.23	5.10	2.84	2.32	2.53	2.07
	Attrition rate (+/- 10%)	1,279.09	1,276.31	1,318.09	1,317.94	519.94	518.85	522.00	521.78

**Notes to Consolidated Financial Statements**

Note No.	Particulars					(₹ in crore)																																																																					
	<p>Although the analysis does not take account of the full distribution of cash flows expected under the plan, it does provide an approximation of the sensitivity of the assumptions shown.</p> <p>The sensitivity analysis above have been determined based on a method that extrapolates the impact on defined benefit obligation as a result of reasonable changes in key assumptions occurring at the end of the reporting period. This analysis may not be representative of the actual change in the defined benefit obligations as it is unlikely that the change in assumptions would occur in isolation of one another as some of the assumptions may be correlated.</p> <p><b>Expected maturity analysis of the defined benefit plans in future years.</b></p> <table border="1"> <thead> <tr> <th></th> <th>Less than 1 year</th> <th>Between 1-2 years</th> <th>Between 2-5 years</th> <th>Over 5 years</th> <th>Total</th> </tr> </thead> <tbody> <tr> <td><b>31 March 2019</b></td> <td></td> <td></td> <td></td> <td></td> <td></td> </tr> <tr> <td>Gratuity</td> <td>190.28</td> <td>183.93</td> <td>475.36</td> <td>1,153.52</td> <td>2,003.09</td> </tr> <tr> <td>Leave Benefit</td> <td>69.76</td> <td>73.00</td> <td>209.64</td> <td>466.27</td> <td>818.67</td> </tr> <tr> <td><b>Total</b></td> <td><b>260.04</b></td> <td><b>256.93</b></td> <td><b>685.00</b></td> <td><b>1,619.79</b></td> <td><b>2,821.76</b></td> </tr> </tbody> </table> <p><b>Expected maturity analysis of the defined benefit plans in future years.</b></p> <table border="1"> <thead> <tr> <th></th> <th>Less than 1 year</th> <th>Between 1-2 years</th> <th>Between 2-5 years</th> <th>Over 5 years</th> <th>Total</th> </tr> </thead> <tbody> <tr> <td><b>31 March 2018</b></td> <td></td> <td></td> <td></td> <td></td> <td></td> </tr> <tr> <td>Gratuity</td> <td>183.73</td> <td>186.07</td> <td>496.98</td> <td>1,260.81</td> <td>2,127.59</td> </tr> <tr> <td>Leave Benefit</td> <td>64.55</td> <td>71.84</td> <td>206.68</td> <td>510.98</td> <td>854.05</td> </tr> <tr> <td><b>Total</b></td> <td><b>248.28</b></td> <td><b>257.91</b></td> <td><b>703.66</b></td> <td><b>1,771.79</b></td> <td><b>2,981.64</b></td> </tr> </tbody> </table>							Less than 1 year	Between 1-2 years	Between 2-5 years	Over 5 years	Total	<b>31 March 2019</b>						Gratuity	190.28	183.93	475.36	1,153.52	2,003.09	Leave Benefit	69.76	73.00	209.64	466.27	818.67	<b>Total</b>	<b>260.04</b>	<b>256.93</b>	<b>685.00</b>	<b>1,619.79</b>	<b>2,821.76</b>		Less than 1 year	Between 1-2 years	Between 2-5 years	Over 5 years	Total	<b>31 March 2018</b>						Gratuity	183.73	186.07	496.98	1,260.81	2,127.59	Leave Benefit	64.55	71.84	206.68	510.98	854.05	<b>Total</b>	<b>248.28</b>	<b>257.91</b>	<b>703.66</b>	<b>1,771.79</b>	<b>2,981.64</b>									
	Less than 1 year	Between 1-2 years	Between 2-5 years	Over 5 years	Total																																																																						
<b>31 March 2019</b>																																																																											
Gratuity	190.28	183.93	475.36	1,153.52	2,003.09																																																																						
Leave Benefit	69.76	73.00	209.64	466.27	818.67																																																																						
<b>Total</b>	<b>260.04</b>	<b>256.93</b>	<b>685.00</b>	<b>1,619.79</b>	<b>2,821.76</b>																																																																						
	Less than 1 year	Between 1-2 years	Between 2-5 years	Over 5 years	Total																																																																						
<b>31 March 2018</b>																																																																											
Gratuity	183.73	186.07	496.98	1,260.81	2,127.59																																																																						
Leave Benefit	64.55	71.84	206.68	510.98	854.05																																																																						
<b>Total</b>	<b>248.28</b>	<b>257.91</b>	<b>703.66</b>	<b>1,771.79</b>	<b>2,981.64</b>																																																																						
	<p><b>Provident Fund</b></p> <p>The Company pays fixed contribution to provident fund at predetermined rates to a separate trust, which invests the funds in permitted securities. The Company has an obligation to ensure minimum rate of return to the members as specified by GOI. Accordingly, the Company has obtained report of the actuary, based on which overall interest earnings and cumulative surplus is more than the statutory interest payment requirement for all the periods presented. Further, contribution to employee pension scheme is paid to the appropriate authorities.</p> <p>Based on the actuarial valuation obtained in this respect, the following table sets out the status of the provident fund plan as at balance sheet date:</p> <table border="1"> <thead> <tr> <th rowspan="2"></th> <th colspan="2">Defined benefit obligations</th> <th colspan="2">Fair value of plan asset</th> <th colspan="2">Net defined benefit (asset) / liability</th> </tr> <tr> <th>2019</th> <th>2018</th> <th>2019</th> <th>2018</th> <th>2019</th> <th>2018</th> </tr> </thead> <tbody> <tr> <td>Balance as at April 1</td> <td>2,741.26</td> <td>2,514.78</td> <td>2,764.28</td> <td>2,583.88</td> <td>(23.03)</td> <td>(69.10)</td> </tr> <tr> <td>Current Service Cost</td> <td>394.70</td> <td>308.37</td> <td>-</td> <td>-</td> <td>394.70</td> <td>308.37</td> </tr> <tr> <td>Interest cost (income)</td> <td>231.46</td> <td>208.80</td> <td>239.11</td> <td>220.92</td> <td>(7.65)</td> <td>(12.12)</td> </tr> <tr> <td>Actuarial loss (gain)</td> <td>142.66</td> <td>163.11</td> <td>-</td> <td>-</td> <td>142.66</td> <td>163.11</td> </tr> <tr> <td>Expected return on plan assets</td> <td>-</td> <td>-</td> <td>79.00</td> <td>99.98</td> <td>(79.00)</td> <td>(99.98)</td> </tr> <tr> <td>Contributions Paid by the employer</td> <td>-</td> <td>-</td> <td>462.71</td> <td>313.30</td> <td>(462.71)</td> <td>(313.30)</td> </tr> <tr> <td>Benefits paid</td> <td>(600.10)</td> <td>(453.80)</td> <td>(600.10)</td> <td>(453.80)</td> <td>-</td> <td>-</td> </tr> <tr> <td>Balance as at March 31</td> <td><b>2,909.97</b></td> <td><b>2,741.26</b></td> <td><b>2,945.01</b></td> <td><b>2,764.28</b></td> <td><b>(35.04)</b></td> <td><b>(23.03)</b></td> </tr> </tbody> </table>							Defined benefit obligations		Fair value of plan asset		Net defined benefit (asset) / liability		2019	2018	2019	2018	2019	2018	Balance as at April 1	2,741.26	2,514.78	2,764.28	2,583.88	(23.03)	(69.10)	Current Service Cost	394.70	308.37	-	-	394.70	308.37	Interest cost (income)	231.46	208.80	239.11	220.92	(7.65)	(12.12)	Actuarial loss (gain)	142.66	163.11	-	-	142.66	163.11	Expected return on plan assets	-	-	79.00	99.98	(79.00)	(99.98)	Contributions Paid by the employer	-	-	462.71	313.30	(462.71)	(313.30)	Benefits paid	(600.10)	(453.80)	(600.10)	(453.80)	-	-	Balance as at March 31	<b>2,909.97</b>	<b>2,741.26</b>	<b>2,945.01</b>	<b>2,764.28</b>	<b>(35.04)</b>	<b>(23.03)</b>
	Defined benefit obligations		Fair value of plan asset		Net defined benefit (asset) / liability																																																																						
	2019	2018	2019	2018	2019	2018																																																																					
Balance as at April 1	2,741.26	2,514.78	2,764.28	2,583.88	(23.03)	(69.10)																																																																					
Current Service Cost	394.70	308.37	-	-	394.70	308.37																																																																					
Interest cost (income)	231.46	208.80	239.11	220.92	(7.65)	(12.12)																																																																					
Actuarial loss (gain)	142.66	163.11	-	-	142.66	163.11																																																																					
Expected return on plan assets	-	-	79.00	99.98	(79.00)	(99.98)																																																																					
Contributions Paid by the employer	-	-	462.71	313.30	(462.71)	(313.30)																																																																					
Benefits paid	(600.10)	(453.80)	(600.10)	(453.80)	-	-																																																																					
Balance as at March 31	<b>2,909.97</b>	<b>2,741.26</b>	<b>2,945.01</b>	<b>2,764.28</b>	<b>(35.04)</b>	<b>(23.03)</b>																																																																					



**Notes to Consolidated Financial Statements**

Note No.	Particulars																																																						
	<p>Pursuant to para 57 of Ind AS 19, accounting by an entity for defined benefit plans, inter-alia, involves determining the amount of the net defined benefit liability/(asset) which shall be adjusted for any effect of limiting a net defined benefit asset to the asset ceiling prescribed in para 64. As per Para 64 of Ind AS 19, in case of surplus in a defined benefit plan, an entity shall measure the net defined benefit asset at the lower of actual surplus or the value of the assets ceiling determined using the discount rate. The asset ceiling is the present value of any economic benefits available in the form of refunds from the plan or reductions in future contributions to the plan. Further, Para 65 provides that a net defined benefit asset may arise where a defined benefit plan has been overfunded or where actuarial gains have arisen</p> <p>As per the provisions of the Employees' Provident Funds and Miscellaneous Provisions Act, 1952, the Company has no right to the benefits either in the form of refund from the plan or lower future contribution to the plan towards the net surplus of ₹ 35.04 crore (Previous year ₹ 23.03 crore) determined through actuarial valuation. Accordingly, Company has not recognised the surplus as an asset, and the actuarial gains in Other Comprehensive Income, as these pertain to the Provident Fund Trust and not to the Company.</p> <p><b>I) Plan Asset</b> <b>Plan assets comprises the followings:</b></p> <table border="1" style="width: 100%; border-collapse: collapse;"> <thead> <tr> <th rowspan="2"></th> <th colspan="2" style="text-align: center;">March 31, 2019</th> <th colspan="2" style="text-align: center;">March 31, 2018</th> </tr> <tr> <th style="text-align: center;">(₹ in crore)</th> <th style="text-align: center;">% of total assets</th> <th style="text-align: center;">(₹ in crore)</th> <th style="text-align: center;">% of total assets</th> </tr> </thead> <tbody> <tr> <td>Equity Securities</td> <td style="text-align: right;">95.71</td> <td style="text-align: right;">3.25%</td> <td style="text-align: right;">55.84</td> <td style="text-align: right;">2.02%</td> </tr> <tr> <td>Fixed Income/Debt Securities</td> <td style="text-align: right;">2,849.30</td> <td style="text-align: right;">96.75%</td> <td style="text-align: right;">2,708.43</td> <td style="text-align: right;">97.98%</td> </tr> <tr> <td></td> <td style="text-align: right; border-top: 1px solid black;"><b>2,945.01</b></td> <td style="text-align: right; border-top: 1px solid black;"><b>100.00%</b></td> <td style="text-align: right; border-top: 1px solid black;"><b>2,764.27</b></td> <td style="text-align: right; border-top: 1px solid black;"><b>100.00%</b></td> </tr> </tbody> </table> <p><b>II) Actuarial Assumptions</b> The followings are the principal actuarial assumptions at the reporting date (expressed as weighted averages)</p> <table border="1" style="width: 100%; border-collapse: collapse;"> <thead> <tr> <th></th> <th style="text-align: center;">March 31, 2019</th> <th style="text-align: center;">March 31, 2018</th> </tr> </thead> <tbody> <tr> <td>Discount rate per annum</td> <td style="text-align: center;">8.65%</td> <td style="text-align: center;">8.55%</td> </tr> <tr> <td>Expected return per annum on plan asset</td> <td style="text-align: center;">8.65%</td> <td style="text-align: center;">8.55%</td> </tr> <tr> <td>Superannuation age</td> <td style="text-align: center;">60 Years</td> <td style="text-align: center;">60 Years</td> </tr> <tr> <td>Remaining work life</td> <td style="text-align: center;">Average of 9 Years</td> <td style="text-align: center;">Average of 9 Years</td> </tr> <tr> <td>Mortality</td> <td style="text-align: center;">IALM 2012-14 ULT</td> <td style="text-align: center;">IALM 2006-08 ULT</td> </tr> </tbody> </table> <p><b>C. Defined Contribution Plan</b></p> <p><b>Post Retirement Medical Assistance (PRMA)</b></p> <p>The Company has a Post Retirement Medical Assistance scheme, under which annual cash assistance is provided to retired employees and their spouses for both inpatient and outpatient medical treatment availed in subject to Company's gradewise policy applicable for employees.</p> <p>A trust has been constituted and is managed by the Company for its employees, for the sole purpose of providing post retirement medical assistance facility to them.</p> <table border="1" style="width: 100%; border-collapse: collapse;"> <thead> <tr> <th></th> <th style="text-align: center;">March 31, 2019</th> <th style="text-align: center;">March 31, 2018</th> </tr> </thead> <tbody> <tr> <td><b>Disclosure in respect of Defined contribution plan in respect of PRMA:</b></td> <td></td> <td></td> </tr> <tr> <td>i. Amount recognised in the Statement of Profit and Loss as premium paid to the Insurance Company</td> <td style="text-align: right;">15.54</td> <td style="text-align: right;">15.05</td> </tr> <tr> <td>ii. Liability provided for the fixed Medical Assistance</td> <td style="text-align: right;">14.53</td> <td style="text-align: right;">10.11</td> </tr> </tbody> </table>		March 31, 2019		March 31, 2018		(₹ in crore)	% of total assets	(₹ in crore)	% of total assets	Equity Securities	95.71	3.25%	55.84	2.02%	Fixed Income/Debt Securities	2,849.30	96.75%	2,708.43	97.98%		<b>2,945.01</b>	<b>100.00%</b>	<b>2,764.27</b>	<b>100.00%</b>		March 31, 2019	March 31, 2018	Discount rate per annum	8.65%	8.55%	Expected return per annum on plan asset	8.65%	8.55%	Superannuation age	60 Years	60 Years	Remaining work life	Average of 9 Years	Average of 9 Years	Mortality	IALM 2012-14 ULT	IALM 2006-08 ULT		March 31, 2019	March 31, 2018	<b>Disclosure in respect of Defined contribution plan in respect of PRMA:</b>			i. Amount recognised in the Statement of Profit and Loss as premium paid to the Insurance Company	15.54	15.05	ii. Liability provided for the fixed Medical Assistance	14.53	10.11
	March 31, 2019		March 31, 2018																																																				
	(₹ in crore)	% of total assets	(₹ in crore)	% of total assets																																																			
Equity Securities	95.71	3.25%	55.84	2.02%																																																			
Fixed Income/Debt Securities	2,849.30	96.75%	2,708.43	97.98%																																																			
	<b>2,945.01</b>	<b>100.00%</b>	<b>2,764.27</b>	<b>100.00%</b>																																																			
	March 31, 2019	March 31, 2018																																																					
Discount rate per annum	8.65%	8.55%																																																					
Expected return per annum on plan asset	8.65%	8.55%																																																					
Superannuation age	60 Years	60 Years																																																					
Remaining work life	Average of 9 Years	Average of 9 Years																																																					
Mortality	IALM 2012-14 ULT	IALM 2006-08 ULT																																																					
	March 31, 2019	March 31, 2018																																																					
<b>Disclosure in respect of Defined contribution plan in respect of PRMA:</b>																																																							
i. Amount recognised in the Statement of Profit and Loss as premium paid to the Insurance Company	15.54	15.05																																																					
ii. Liability provided for the fixed Medical Assistance	14.53	10.11																																																					



<b>Notes to Consolidated Financial Statements</b>					
<b>Note No.</b>	<b>Particulars</b>	<b>(₹ in crore)</b>			
47	<b>Financial Instruments - Fair value disclosures</b>				
	<b>March 31, 2019</b>		<b>Carrying Amount</b>		
	<b>Description</b>	<b>Amortised Cost</b>	<b>Fair Value through profit and loss</b>	<b>Fair Value through OCI</b>	<b>Net</b>
	<b>A. Financial Assets</b>				
	Investments	12.69	-	-	12.69
	Loans	79.99	-	-	79.99
	Trade Receivables	6,186.95	-	-	6,186.95
	Cash and Cash equivalents	18.49	-	-	18.49
	Other Bank balances	512.58	-	-	512.58
	Other financial assets	49.17	-	-	49.17
	<b>B. Financial Liabilities</b>				
	Borrowings	20,598.39	-	-	20,598.39
	Trade Payable	3,329.06	-	-	3,329.06
	Other financial liabilities	36.69	-	-	36.69
<b>March 31, 2018</b>		<b>Carrying Amount</b>			
<b>Description</b>	<b>Amortised Cost</b>	<b>Fair Value through profit and loss</b>	<b>Fair Value through OCI</b>	<b>Net</b>	
<b>A. Financial Assets</b>					
Investments	12.69	-	-	12.69	
Loans	83.66	-	-	83.66	
Trade Receivables	4,558.03	-	-	4,558.03	
Cash and Cash equivalents	101.93	-	-	101.93	
Other Bank balances	266.54	-	-	266.54	
Other financial assets	46.22	-	-	46.22	
<b>B. Financial Liabilities</b>					
Borrowings	13,215.37	-	-	13,215.37	
Trade Payable	2,073.56	-	-	2,073.56	
Other financial liabilities	10.88	-	-	10.88	
48	<b>Disclosure as per Ind AS 23 on 'Borrowing Costs'</b>				
Borrowing costs capitalised during the year is ₹ 617.01 crore (previous year ₹ 309.69 crore).					



CONSOLIDATED FINANCIAL STATEMENTS

<b>Notes to Consolidated Financial Statements</b>			
<b>Note No.</b>	<b>Particulars</b>	<b>(₹ in crore)</b>	
49	<b>Disclosure as per Ind AS 17 'Leases'</b>		
	<b>Operating lease</b>		
	a) as lessee		
	Expenses on operating leases of the premises for offices are included Note 30 – Other Expenses. Such leases entered into by the company are non cancellable.		
	Details of lease rental payable over the remaining contract period is provided below:		
		<b>March 31, 2019</b>	<b>March 31, 2018</b>
	<b>Particulars</b>		
	Less than one year	2.33	1.90
	Between one and five years	9.84	6.68
	More than five years	20.67	23.38
50	<b>Disclosure on Ind AS 114, 'Regulatory Deferral Accounts'</b>		
	<b>(i) Nature of rate regulated activities</b>		
	The Company is engaged in the business of mining of lignite and generation of power by using lignite as well as renewable energy sources. The price to be charged by the Company for electricity sold to its customers is determined by the Central Electricity Regulatory Commission (CERC)/State Electricity Regulation Commission (SERC) and the lignite transfer price is determined by the Ministry of Coal (MoC) guidelines. The CERC and MoC provide extensive guidance on the principles and methodologies for determination of the tariff for the purpose of sale of electricity and transfer of lignite.		
	The tariff is based on allowable costs like interest, depreciation, operation & maintenance expenses, etc. with a stipulated return. This form of rate regulation is known as cost-of-service regulations which provide the Company to recover its costs of providing the goods or services plus a fair return.		
	<b>(ii) Recognition and measurement</b>		
	As per the CERC/SERC Tariff Regulations, any gain or loss on account of exchange risk variation during the construction period shall form part of the capital cost till declaration of Commercial Operation Date (COD) to be considered for calculation of tariff. CERC during the past period in tariff orders for various stations has allowed exchange differences incurred during the construction period in the capital cost. Accordingly, exchange difference arising during the construction period is within the scope of Ind AS 114. When the Company prefers appeal in APTEL/Other authorities the impact of the same along with period cost if any required is considered under the Regulatory Deferral Account. The Lignite price difference between CERC approved rate, other recoverable/ payable in future through Tariff are also considered under Regulatory Deferral Account		
	In view of the above, exchange differences arising from settlement/translation of monetary item denominated in foreign currency to the extent recoverable from or payable to the beneficiaries in subsequent periods as per CERC Tariff Regulations are recognized on an undiscounted basis as 'Regulatory deferral account debit/credit balance' by credit/debit to 'Movements in Regulatory deferral account balances' during construction period and adjusted from the year in which the same becomes recoverable from or payable to the beneficiaries.		
	<b>(iii) Risks associated with future recovery/reversal of regulatory deferral account balances:</b>		
	(a) demand risk-Availability of alternative and cheaper sources of power may result in reduced demand.		
	(b) regulatory risk - the regulatory deferral balances may undergo a change due to the rate setting process or truing up at the end of the tariff period resulting in derecognition of regulatory deferral asset/liability.		
	(c) other risks - The Foreign Exchange Variation on actual repayment of loans are eligible for recovery from the customers and hence the risk is mitigated. In respect of disputed orders, the company has recognised Regulatory Deferral Liability which may require economic outflow of resources upon passing of orders by the appellate authorities.		
	<b>(iv) Reconciliation of the carrying amounts</b>		
	The regulated assets/liability recognized in the books to be recovered from or payable to beneficiaries in future periods are as follows:		

**Notes to Consolidated Financial Statements**

Note No.	Particulars	(₹ in crore)	
	<b>a) Regulatory deferral account debit balance</b>		
	<b>Particulars</b>	<b>March 31, 2019</b>	<b>March 31, 2018</b>
	A. Opening balance	1,068.35	250.69
	B. Recognised during the current year	480.43	813.61
	C. Amount adjusted/collected/refunded during the year	36.34	7.68
	D. Regulatory deferral account balances recognized in the Statement of Profit & Loss	444.09	813.61
	E. Closing balance	1,476.10	1,068.35
	<b>b) Regulatory deferral account credit balance</b>		
	The regulated assets/liability recognised in the books to be recovered from or payable to beneficiaries in future periods are as follows:		
	<b>Particulars</b>	<b>March 31, 2019</b>	<b>March 31, 2018</b>
	A. Opening balance	4,484.08	3,809.55
	B. Recognised during the current year	-	862.64
	C. Amount adjusted/collected/refunded during the year	2,045.27	(188.11)
	D. Regulatory deferral account balances recognized in the Statement of Profit & Loss	(771.48)	862.64
	E. Closing balance	2,438.81	4,484.08
	<b>c) Total amount recognised in the Statement of Profit &amp; Loss during the year</b>		
	<b>Particulars</b>	<b>March 31, 2019</b>	<b>March 31, 2018</b>
	Total amount recognised in the Statement of Profit & Loss during the year	1,215.56	(49.03)
	The Company expects to recover the carrying amount of regulatory deferral account debit balance upon truing up at the end of the relevant tariff period and/or upon passing of orders by Appellate/Other Authorities.		
51	<b>Financial Instruments</b>		
	<b>Capital Management</b>		
	The Company's policy is to maintain a strong capital base so as to maintain investor, creditor and market confidence and to sustain future development of the business. Management monitors the return on capital, as well as the level of dividends to equity shareholders.		
	The Board of Directors seeks to maintain a balance between the higher returns that might be possible with higher levels of borrowing and the advantages and security afforded by a sound capital position.		
	Under the terms of major borrowing facilities, the Company is required to comply with the following financial covenants:		
	Loan from PFC - Debt service coverage ratio not less than 1.50		
	Neyveli Bond - Minimum asset coverage ratio of 1.25		
	The capital structure of the Company consists of net debt (borrowings as detailed in notes 15(a), 18(a) & (c) offset by cash and bank balances) and total equity of the Company. The Company monitors the capital structure on the basis of total debt to equity ratio and maturity profile of the overall debt portfolio of the Company.		
	<b>Gearing Ratio</b>		
	<b>Particulars</b>	<b>March 31, 2019</b>	<b>March 31, 2018</b>
	Debt	20,598.39	13,215.37
	Less: Cash and bank balances *	18.49	101.93
	Net debt	20,579.90	13,113.44
	Total equity *	12,169.99	12,840.03
	Net debt to total equity ratio	1.69	1.02
	* excludes earmarked deposits / reserves.		





**Notes to Consolidated Financial Statements**

Note No.	Particulars	(₹ in crore)
51	<p><b>Financial risk management</b></p> <p>The treasury function provides services to the business, co-ordinates access to domestic and international financial markets monitors and manages the financial risks relating to the operations through internal risk reports which analyse exposures by degree and magnitude of risks. These risks include market risk (including currency risk, interest rate risk and other price risk) credit risk and liquidity risk.</p> <p>The Company's principal financial liabilities comprise loans and borrowings in domestic and foreign currency, trade payables and other payables. The main purpose of these financial liabilities is to finance the Company's operations. The Company's principal financial assets include trade and other receivables.</p> <p><b>A) Credit risk</b></p> <p>Credit risk is the risk of financial loss to the Company if a customer or counterparty to a financial instrument fails to meet its contractual obligations resulting in a financial loss to the Company. Credit risk arises principally from trade receivables, loans &amp; advances, cash &amp; cash equivalents and deposits with banks and financial institutions.</p> <p><b>Trade receivables</b></p> <p>The Company primarily sells electricity to customers comprising, mainly state electrical utilities owned by State Governments and Union Territory. The risk of default in case of power supplied to these state owned companies is considered to be insignificant. The Company has not experienced any significant impairment losses in respect of trade receivables in the past years. On account of adoption of Ind AS 109, the Company uses expected credit loss model to assess the impairment loss or gain. The Company uses a provision matrix to compute the expected credit loss allowance for trade receivables and unbilled revenues. The provision matrix takes into account available external and internal credit risk factors such as credit defaults, credit ratings from international credit rating agencies and the Company's historical experience for customers.</p> <p>Since the Company has its customers within different states of India, geographically there is no concentration of credit risk. However, management considers the factors that may influence the credit risk of its customer base, including the default risk of the industry.</p> <p>At March 31, 2019, the Company's most significant customer, Tamil Nadu Generation &amp; Distribution Co. Ltd (TANGEDCO) accounted for ₹ 3649.89 crore of the trade receivables carrying amount (₹2961.35 crore of the trade receivables as at March 31, 2018)</p> <p><b>Loans and advances</b></p> <p>The Company has given loans &amp; advances to its employees. The Company manages its credit risk in respect of Loan and advances to employees through settlement of dues against full &amp; final payment to employees.</p> <p><b>Cash and cash equivalents and deposits with banks</b></p> <p>The Company has banking operations with highly rated banks including scheduled banks which are owned by Government of India and Private Sector Banks. The risk of default with government controlled entities is considered to be insignificant.</p> <p><b>(i) Provision for expected credit losses</b></p> <p><b>(a) Financial assets for which loss allowance is measured using 12 month expected credit losses</b></p> <p>The Company has assets where the counter- parties have sufficient capacity to meet the obligations and where the risk of default is very low. Hence, no impairment has been recognised during the reporting periods in respect of such assets.</p> <p><b>(b) Financial assets for which loss allowance is measured using life time expected credit losses</b></p> <p>The company has customers (State government utilities) with strong capacity to meet the obligations and therefore the risk of default are not material. Further, management believes that the unimpaired amounts that are past due by more than 30 days are still collectible in full, based on historical payment behaviour and extensive analysis of customer credit risk. Hence, no impairment loss was considered necessary during the reporting period in respect of trade receivables.</p> <p><b>(ii) Ageing analysis of trade receivables</b></p> <p>The Company's debtors include debtors in respect of TPS and Mines and also other debtors. As a policy, the Company does an ageing analysis of thermal debtors, the details of which is stated below. The Company does not carry out an ageing analysis of debtors pertaining to Mines and other debtors since the transactions are generally carried out against advances received from the customers.</p>	

**Notes to Consolidated Financial Statements**

Note No.	Particulars	(₹ in crore)	
	The ageing analysis of the trade receivables is as below:		
		Ageing as at	
		March 31, 2019	March 31, 2018
	<b>Thermal debtors</b>		
	0-30 days past due	851.31	922.41
	31-60 days past due	642.54	659.23
	61-90 days past due	658.47	540.84
	91-120 days past due	474.95	409.86
	More than 120 days past due	3,495.24	1,721.44
	<b>Total</b>	<b>6,122.52</b>	<b>4,253.78</b>
	<b>Lignite and Others</b>	<b>64.43</b>	<b>304.25</b>
	<b>Total debtors</b>	<b>6,186.95</b>	<b>4,558.03</b>
	<b>B) Liquidity risk</b>		
	Liquidity risk is the risk that the Company will encounter difficulty in meeting the obligations associated with its financial liabilities that are settled by delivering cash or another financial asset. The Company's approach to managing liquidity is to ensure, as far as possible, that it will always have sufficient liquidity to meet its liabilities when due, under both normal and stressed conditions, without incurring unacceptable losses or risking damage to the Company's reputation.		
	The Company manages liquidity risk through cash credit limits and undrawn borrowing facilities by continuously monitoring forecast and actual cash flows.		
	The Company's treasury department is responsible for managing the short term and long term liquidity requirements of the Company.		
	Typically the Company ensures that it has sufficient cash on demand to meet expected operational expenses for a period of 60 days, including the servicing of financial obligations, this excludes the potential impact of extreme circumstances that cannot reasonably be predicted, such as natural disasters.		
	<b>(i) Financing arrangements</b>		
	The Company had access to the following undrawn borrowing facilities at the end of the reporting period:	(₹ in crore)	
		March 31, 2019	March 31, 2018
	<b>Floating-rate borrowings</b>		
	<b>-Expiring within one year</b>		
	Power Finance Corporation		
	Working capital Loan (SBI)	332.00	742.20
	Axis Bank - Solar 500 MW	150.00	100.00
	HDFC NNTPS_₹ 1135 crore	-	385.00
	HDFC NNTPS_₹ 821 crore	631.00	-
	Solar 709MW	1,802.00	-
	Talabira Mines	1,410.75	-
	General Fund Loan	750.00	-
	Bank Of India	155.68	156.63
	Working capital Loan (BOI)	121.47	230.44
	<b>Fixed-rate borrowings</b>		
	<b>-Expiring within one year</b>		
	Rupee Loan from MCL Ltd.	-	1,000.00
	<b>Total</b>	<b>5,352.90</b>	<b>2,614.27</b>



CONSOLIDATED FINANCIAL STATEMENTS

**Notes to Consolidated Financial Statements**

Note No.	Particulars	(₹ in crore)					
	<b>(ii) Maturities of financial liabilities</b>						
	The following are the contractual maturities (principal repayments) of non-derivative financial liabilities, based on contractual cash flows:						
	<b>March 31, 2019</b>	<b>Contractual cash flows</b>					
	<b>Contractual maturities of financial liabilities</b>	<b>3 months or less</b>	<b>3-12 months</b>	<b>1-2 years</b>	<b>2-5 years</b>	<b>More than 5 years</b>	<b>Total</b>
	KfW Loan (Foreign Currency Loan )	12.59	12.59	25.18	75.53	336.63	462.51
	PFC_NNTPS	-	150.00	300.00	900.00	1,650.00	3,000.00
	RTL_SBI	-	58.38	-	-	-	58.38
	RTL_HDFC	-	58.31	-	-	-	58.31
	RTL_ICICI	-	58.31	-	-	-	58.31
	RTL_HDFC ₹ 1135 crore - NNTPS	-	56.75	113.50	340.50	624.25	1,135.00
	RTL_HDFC ₹ 821 crore - NNTPS	-	9.50	19.00	57.00	104.50	190.00
	RTL_HDFC Solar 130 MW	-	48.10	96.20	240.50	-	384.80
	RTL ₹ 500 crore_Axis Bank - Solar 500 MW -	100.00	100.00	300.00	-	500.00	
	RTL ₹ 300 crore_Axis Bank - Solar 500 MW -	30.00	60.00	180.00	30.00	300.00	
	RTL ₹ 456 crore_Axis Bank - Solar 500 MW -	45.60	91.20	273.60	45.60	456.00	
	RTL ₹ 2552 crore_Solar 709 MW -	-	37.50	225.00	487.50	750.00	
	RTL ₹ 1680.75 crore_Talabira Mine -	-	-	81.00	189.00	270.00	
	RTL ₹ 1000 crore_GPL -	41.67	83.33	125.00	-	250.00	
	Rupee Loan _ Mahanadhi Coal Fields	125.00	375.00	500.00	625.00	-	1,625.00
	PFC Rupee Loan 1	-	118.81	118.81	356.42	178.21	772.25
	PFC Rupee Loan 2	162.81	162.81	325.61	976.83	651.22	2,279.27
	Bank Of India	-	48.36	48.36	145.08	61.86	303.66
	<b>TOTAL</b>	<b>300.39</b>	<b>1,374.18</b>	<b>1,918.69</b>	<b>4,901.46</b>	<b>4,358.77</b>	<b>12,853.48</b>
	<b>March 31, 2018</b>	<b>Contractual cash flows</b>					
	<b>Contractual maturities of financial liabilities</b>	<b>3 months or less</b>	<b>3-12 months</b>	<b>1-2 years</b>	<b>2-5 years</b>	<b>More than 5 years</b>	<b>Total</b>
	KfW Loan (Foreign Currency Loan )	13.06	13.06	26.12	78.36	375.40	506.00
	Bonds 2009	-	600.00	-	-	-	600.00
	PFC_NNTPS	-	-	300.00	900.00	1,800.00	3,000.00
	RTL_SBI	-	116.75	58.38	-	-	175.13
	RTL_HDFC	-	116.63	58.31	-	-	174.94
	RTL_ICICI	-	116.63	58.31	-	-	174.94
	RTL_HDFC Solar 130 MW	-	48.10	96.20	336.70	-	481.00
	RTL_Axis Bank - Solar 500 MW	-	-	100.00	300.00	-	400.00
	RTL- HDFC-NNTPS	-	-	113.50	340.50	296.00	750.00
	Rupee Loan- Mahanadi Coalfields	-	375.00	500.00	125.00	-	1,000.00
	PFC term loan 1	-	118.81	237.61	356.42	297.08	1,009.92
	PFC term loan 2	162.81	162.81	651.22	976.83	976.74	2,930.41
	Bank Of India	-	48.36	48.36	145.08	85.09	326.89
	<b>TOTAL</b>	<b>175.87</b>	<b>1,716.15</b>	<b>2,248.01</b>	<b>3,558.89</b>	<b>3,830.31</b>	<b>11,529.23</b>

**Notes to Consolidated Financial Statements**

Note No.	Particulars						(₹ in crore)
	The following are the contractual maturities (Interest) of non-derivative financial liabilities, based on contractual cash flows:						
	<b>March 31, 2019</b>	<b>Contractual cash flows</b>					
	<b>Contractual maturities of financial liabilities</b>	<b>3 months or less</b>	<b>3-12 months</b>	<b>1-2 years</b>	<b>2-5 years</b>	<b>More than 5 years</b>	<b>Total</b>
	KfW Loan (Foreign Currency Loan)	0.87	2.51	3.19	8.42	16.89	31.88
	PFC_NNTPS	72.38	213.51	260.55	607.95	437.87	1,592.26
	RTL_SBI	1.25	0.71	-	-	-	1.96
	RTL_HDFC	1.22	0.71	-	-	-	1.93
	RTL_ICICI	1.25	0.72	-	-	-	1.97
	RTL_HDFC NNTPS ₹ 1135 crore	22.16	65.37	79.78	186.15	134.07	487.53
	RTL_HDFC NNTPS ₹ 821 crore	4.00	11.81	14.42	33.64	24.23	88.10
	RTL- HDFC Solar-130MW	7.39	20.63	20.93	20.01	-	68.96
	RTL ₹ 500 crore_ Axis Bank - Solar 500 MW	10.24	28.67	30.71	43.00	-	112.62
	RTL ₹ 300 crore_ Axis Bank - Solar 500 MW	6.13	18.38	20.83	33.09	1.23	79.66
	RTL ₹ 456 crore_ Federal Bank - Solar 500 MW	9.41	28.24	32.00	50.82	1.88	122.35
	RTL ₹ 2552 crore_Solar 709 MW	16.39	49.16	64.73	157.32	138.47	426.07
	RTL ₹ 1680.75 crore_Talabira Mine	5.77	17.31	23.09	60.60	60.60	167.37
	RTL ₹ 1000 crore_ GPL	5.46	16.39	16.39	10.93	-	49.17
	Mahanadhi Coalfields	27.71	70.00	62.71	29.17	-	189.59
	PFC Rupee Loan 1	19.66	53.82	61.17	123.41	1.76	259.82
	PFC Rupee Loan 2	50.12	142.54	161.62	341.24	8.91	704.44
	Bank Of India	6.24	17.69	19.52	42.34	-	85.78
	<b>TOTAL</b>	<b>267.65</b>	<b>758.18</b>	<b>871.64</b>	<b>1,748.09</b>	<b>825.91</b>	<b>4,471.46</b>
	<b>March 31, 2018</b>	<b>Contractual cash flows</b>					
	<b>Contractual maturities of financial liabilities</b>	<b>3 months or less</b>	<b>3-12 months</b>	<b>1-2 years</b>	<b>2-5 years</b>	<b>More than 5 years</b>	<b>Total</b>
	KfW Loan (Foreign Currency Loan )	1.90	1.85	3.55	9.48	20.94	37.71
	Bonds 2009	-	52.98	-	-	-	52.98
	PFC_NNTPS	59.01	177.69	224.87	532.58	426.06	1,420.20
	RTL_SBI	3.47	7.18	1.83	-	-	12.48
	RTL_HDFC	3.55	7.36	1.88	-	-	12.79
	RTL_ICICI	3.42	7.09	1.81	-	-	12.32
	RTL_HDFC Solar	15.63	47.07	57.96	116.94	-	237.60
	RTL_Axis Bank -Solar 500 MW	7.81	23.51	28.84	37.08	33.49	130.73
	RTL- HDFC Solar 130 MW	9.83	27.58	29.58	53.25	-	120.24
	Mahanadi Coalfields	17.45	42.66	26.80	1.23	-	88.14
	PFC term loan 1	19.18	53.65	62.83	125.78	33.55	294.99
	PFC term loan 2	53.84	155.65	181.78	371.02	111.83	874.13
	Bank Of India	6.67	19.26	22.06	49.05	7.99	105.03
	<b>TOTAL</b>	<b>201.77</b>	<b>623.52</b>	<b>643.79</b>	<b>1,296.41</b>	<b>633.85</b>	<b>3,399.34</b>



**Notes to Consolidated Financial Statements**

Note No.	Particulars																											
51	<p><b>Financial risk management (Cont'd)</b></p> <p><b>C) Market risk</b></p> <p>Market risk is the risk that changes in market prices, such as foreign exchange rates, interest rates and equity prices which will affect the Company's income or the value of its holdings of financial instruments. The objective of market risk management is to manage and control market risk exposures within acceptable parameters while optimising the return.</p> <p><b>D) Currency risk</b></p> <p>The Company executes import agreements for the purpose of purchase of capital goods. Upto March 31, 2016 the Company till the date of commercial operation capitalise the exchange gain/loss on account of re-instatement/actual payment of the vendor liabilities. Such capital cost is allowed by CERC as recovery from beneficiaries. If any exchange gain/loss arise after the date of commercial operation the same will also be recovered from beneficiaries as part of rate regulated asset. From April 01, 2016 exchange gain/loss on long term foreign currency monetary item will be recovered from beneficiaries as a part of rate regulated asset. Hence there is no risk in case of foreign exchange gain/loss on long term foreign currency monetary items. The exposure in case of foreign exchange gain/loss on short term foreign currency monetary items is considered to be insignificant.</p> <p style="text-align: right;">(₹ in crore)</p> <p>The currency profile of financial assets and financial liabilities as at March 31, 2019, March 31, 2018.</p> <table border="1" style="width: 100%; border-collapse: collapse;"> <thead> <tr> <th style="text-align: center;">Particulars</th> <th style="text-align: center;">March 31, 2019</th> <th style="text-align: center;">March 31, 2018</th> </tr> </thead> <tbody> <tr> <td><b>Financial liabilities</b></td> <td></td> <td></td> </tr> <tr> <td>Borrowings - KfW*</td> <td style="text-align: center;">462.51</td> <td style="text-align: center;">506.01</td> </tr> </tbody> </table> <p>* KfW Germany loan is taken in Euro and converted into reporting currency.</p> <p><b>Sensitivity analysis</b></p> <p>A strengthening/weakening of the Indian Rupee, as indicated below, against the Euro as at 31<sup>st</sup> March would have increased/(decreased) equity and profit or loss by the amounts shown below. This analysis is based on foreign currency exchange rate variances that the company considered to be reasonably possible at the end of the reporting period. The analysis assumes that all other variables, in particular interest rates, remain constant. The analysis is performed on the same basis for previous year, except that the reasonably possible foreign exchange rate variances were different, as indicated below.</p> <table border="1" style="width: 100%; border-collapse: collapse;"> <thead> <tr> <th style="text-align: center;">March 31, 2019</th> <th colspan="2" style="text-align: center;">Profit and loss</th> </tr> <tr> <td style="text-align: center;">10% movement</td> <th style="text-align: center;">Strengthening</th> <th style="text-align: center;">Weakening</th> </tr> </thead> <tbody> <tr> <td>Borrowings - KfW (in Euro)</td> <td style="text-align: center;">46.25</td> <td style="text-align: center;">(46.25)</td> </tr> </tbody> </table> <table border="1" style="width: 100%; border-collapse: collapse;"> <thead> <tr> <th style="text-align: center;">March 31, 2018</th> <th colspan="2" style="text-align: center;">Profit and loss</th> </tr> <tr> <td style="text-align: center;">10% movement</td> <th style="text-align: center;">Strengthening</th> <th style="text-align: center;">Weakening</th> </tr> </thead> <tbody> <tr> <td>Borrowings - KfW (in Euro)</td> <td style="text-align: center;">50.60</td> <td style="text-align: center;">(50.60)</td> </tr> </tbody> </table> <p>In management's opinion, the sensitivity analysis is unrepresentative of the inherent foreign exchange risk because the exposure at the end of the reporting period does not reflect the exposure during the year.</p> <p><b>E) Interest rate risk</b></p> <p>The Company is exposed to interest rate risk arising mainly from long term borrowings with floating interest rates. The Company is exposed to interest rate risk because the cash flows associated with floating rate borrowings will fluctuate with changes in interest rates. However, the actual interest incurred on normative loan is recoverable from beneficiary as fixed charge as per CERC Regulations.</p>	Particulars	March 31, 2019	March 31, 2018	<b>Financial liabilities</b>			Borrowings - KfW*	462.51	506.01	March 31, 2019	Profit and loss		10% movement	Strengthening	Weakening	Borrowings - KfW (in Euro)	46.25	(46.25)	March 31, 2018	Profit and loss		10% movement	Strengthening	Weakening	Borrowings - KfW (in Euro)	50.60	(50.60)
Particulars	March 31, 2019	March 31, 2018																										
<b>Financial liabilities</b>																												
Borrowings - KfW*	462.51	506.01																										
March 31, 2019	Profit and loss																											
10% movement	Strengthening	Weakening																										
Borrowings - KfW (in Euro)	46.25	(46.25)																										
March 31, 2018	Profit and loss																											
10% movement	Strengthening	Weakening																										
Borrowings - KfW (in Euro)	50.60	(50.60)																										



**Notes to Consolidated Financial Statements**

Note No.	Particulars	(₹ in crore)	
	At the reporting date the interest rate profile of the Company's interest-bearing financial instruments is as follows:		
	<b>Particulars</b>	<b>March 31, 2019</b>	March 31, 2018
	<b>Financial assets</b>		
	<b>Fixed-rate instruments</b>		
	Employee Loans	79.20	83.65
	<b>Financial liabilities</b>		
	<b>Variable-rate instruments</b>		
	<b>Rupee term loans</b>		
	- From Banks	4,666.10	2,434.53
	- Power Finance Corporation (PFC)	5,607.10	6,051.52
	- Working Capital loan	878.53	672.73
	<b>Fixed-rate instruments</b>		
	<b>Rupee term loans</b>		
	- Cash Credit	233.00	2,130.53
	- Working Capital Demand Loan	3,435.00	-
	<b>Foreign Currency Loan</b>		
	- KfW	462.51	506.01
	<b>Cash flow sensitivity analysis for variable-rate instruments</b>		
	A change of 50 basis points in interest rates at the reporting date would have increased/(decreased) profit or loss by the amounts shown below. This analysis assumes that all other variables, in particular foreign currency rates, remain constant. The analysis is performed on the same basis for the previous year.		
		<b>Profit or loss</b>	
		<b>50 bp increase</b>	<b>50 bp decrease</b>
	<b>March 31, 2019</b>		
	<b>Rupee term loans</b>		
	- From Banks	(23.69)	23.69
	- Power Finance Corporation (PFC)	(34.10)	34.10
		<u>(57.79)</u>	<u>57.79</u>
		<b>Profit or loss</b>	
		<b>50 bp increase</b>	<b>50 bp decrease</b>
	<b>March 31, 2018</b>		
	- From Banks	(11.18)	11.18
	- Power Finance Corporation (PFC)	(33.30)	33.30
		<u>(44.48)</u>	<u>44.48</u>



CONSOLIDATED FINANCIAL STATEMENTS

**Notes to Consolidated Financial Statements**

Note No.	Particulars						
	<p><b>Fair value sensitivity analysis for fixed-rate instruments</b></p> <p>The Company's fixed rate instruments are carried at amortised cost. They are therefore not subject to interest rate risk, since neither the carrying amount nor the future cash flows will fluctuate because of a change in market interest rates.</p> <p><b>Equity price risk</b></p> <p>Equity price risk is related to the change in market reference price of the investments in quoted equity securities. In the case of the Company, none of the investments in equity shares are quoted in the market and does not expose the Company to equity price risks.</p>						
52	<p><b>Disclosure as per Ind AS 108 'Operating segments'</b></p> <p><b>A. Basis for segmentation</b></p> <p>The Company has the following two strategic divisions, which are its reportable segments. These divisions are managed separately because they require different technology and operational methodologies. The following summary describes the operations of each reportable segment.</p> <table border="1" style="width: 100%; border-collapse: collapse;"> <thead> <tr> <th style="text-align: left;">Reportable segments</th> <th style="text-align: left;">Product / Service from which reportable segment derives revenues</th> </tr> </thead> <tbody> <tr> <td>Lignite mining</td> <td>Mining of lignite</td> </tr> <tr> <td>Power generation</td> <td>Generation of power and sale of power utilities across the country</td> </tr> </tbody> </table> <p>The Chairman-cum-Managing Director monitors the operating results of its business units separately for the purpose of making decisions about resource allocation and performance assessment. Segment performance is evaluated based on profit and loss and is measured consistently with profit and loss in the consolidated financial statements.</p>	Reportable segments	Product / Service from which reportable segment derives revenues	Lignite mining	Mining of lignite	Power generation	Generation of power and sale of power utilities across the country
Reportable segments	Product / Service from which reportable segment derives revenues						
Lignite mining	Mining of lignite						
Power generation	Generation of power and sale of power utilities across the country						

**Notes to Consolidated Financial Statements**

Note No.	Particulars								(₹ in crore)	
	<b>B. Information about reportable segments:</b>									
		<b>Lignite Mining</b>		<b>Power Generation</b>		<b>Inter-segment adjustment</b>		<b>Total</b>		
		For the year ended		For the year ended		For the year ended		For the year ended		
		March 31, 2019	March 31, 2018	March 31, 2019	March 31, 2018	March 31, 2019	March 31, 2018	March 31, 2019	March 31, 2018	
	<b>REVENUE</b>									
	External Sales	571.98	388.84	9,298.95	10,899.55	-	-	9,870.93	11,288.39	
	Inter-segment sales	4,515.15	5,214.04	476.40	545.34	4,991.56	5,759.38	-	-	
	Total Revenue	5,087.14	5,602.88	9,775.35	11,444.89	4,991.56	5,759.38	9,870.93	11,288.39	
	<b>RESULT</b>									
	Segment Result	286.12	1,012.17	1,142.45	1,928.41	-	-	1,428.57	2,940.58	
	Other Income							753.45	536.05	
	Unallocated Corporate expenses							231.73	156.77	
	Operating Profit							1,950.29	3,319.86	
	Interest Expense							699.92	547.85	
	Interest Income							130.68	38.25	
	Exceptional Items							(35.21)	59.44	
	Income taxes							1,024.05	863.89	
	Profit from Ordinary activities							321.79	2,005.81	
	Net Movement in regulatory deferral account balance income/(expenses)							1,215.56	(49.03)	
	Other Comprehensive Income							(34.20)	61.03	
	Net Profit							1,503.15	2,017.81	
	<b>OTHER INFORMATION</b>	<b>As at</b>	<b>As at</b>	<b>As at</b>	<b>As at</b>	<b>As at</b>	<b>As at</b>	<b>As at</b>	<b>As at</b>	
		March 31, 2019	March 31, 2018	March 31, 2019	March 31, 2018	March 31, 2019	March 31, 2018	March 31, 2019	March 31, 2018	
	Segment Assets	5,193.08	5,937.56	23,104.49	20,612.96	-	-	28,297.57	26,550.52	
	Unallocated Corporate assets(Including Capital Work-in Progress)							16,982.72	11,889.84	
	Total Assets							45,280.29	38,440.36	
	Segment liabilities	2,140.76	1,354.94	2,980.17	2,588.60	-	-	5,120.93	3,943.54	
	Unallocated Corporate liabilities							27,389.91	21,144.85	
	Total liabilities							32,510.84	25,088.39	
	Capital Expenditure	52.11	189.47	1,924.05	1,008.88	-	-	1,976.16	1,198.35	
	Depreciation	279.37	387.36	804.01	802.37	-	-	1,083.38	1,189.73	
	Non-cash expenses other than depreciation	124.32	6.09	4.45	5.78	-	-	128.77	11.88	
	<p>Note: 1. Since the business operation is within India the secondary disclosure does not arise</p> <p>2. The inter-segment transfers are priced on cost plus profit basis.</p> <p>3. Allocation of</p> <ul style="list-style-type: none"> <li>i. Storage charges on the basis of material consumption.</li> <li>ii. Common charges and social overhead on the basis of salaries &amp; wages and</li> <li>iii. Service Centres Assets &amp; Liabilities are apportioned among the Segments on the basis of the service rendered.</li> </ul>									





CONSOLIDATED FINANCIAL STATEMENTS

<b>Notes to Consolidated Financial Statements</b>					
<b>Note No.</b>	<b>Particulars</b>	<b>(₹ in crore)</b>			
	<p><b>C. Information about major customers:</b></p> <p>Revenue from one major customer under "generation of energy" segment is ₹4402.07 crores ( March 31, 2018 : ₹3356.39 crore ) which is more than 10% of Company's total revenues.</p>				
53	<p>a) Advances, Sundry Debtors and Sundry Creditors have been linked with corresponding credits/debit to the extent practicable. Balances due in respect of advances and amount due to creditors are subject to confirmation. However, Power dues and lignite sales dues are reconciled with debtors periodically.</p> <p>b) Performance Achieve Trade ( PAT ) - TPS-I, exemption from PAT liability was granted upto March 31, 2017. The Group has requested for extension of time to Ministry of Coal ( MoC) and Ministry of Power ( MoP ), pending such extension the group has provided penalty as applicable under Sec.26 of Energy Conservation Act, 2001.</p> <p>c) In respect of NTPL - Sundry creditors, Debtors, Loans and Advances and Deposits are subject to confirmation and reconciliation During the year letters for confirmation of the balances have been sent to various parties by corporation and the same are under reconciliation wherever replies have been received. The management however does not expect any material changes</p> <p>d) In respect of NTPL - A sum of ₹ 7,22,26,139/- has been accounted during the year as rebate to DISCOMS (BESCOM- ₹ 6,65,27,250/-; MESCOM - ₹ 56,98,889/-) pertaining to past years after reconciliation during the year. This accentuates the stress on reconciling parties accounts regularly and / obtaining confirmation of balances at regular intervals.</p> <p>e) In respect of NTPL - Since Year end , the directors have recommended the payment of final dividend at the rate of 5% on face value of the share amounting to ₹10,940.20 lakh, this recommended dividend is subject to approval of shareholders of the company in the ensuing annual general meeting.</p>				
54	<p><b>Contingencies and Commitments</b></p> <p><b>A. Contingencies</b></p> <p>1. Claims against the Corporation not acknowledged as debts:</p> <p>(i) From Employees /Others</p> <p>(ii) Additional amount payable for the land acquired after 01-01-2014 towards compensation payable under the Right to Fair Compensation and Transparency in Land Acquisition, Rehabilitation and Resettlement of Act 2013</p> <p>(iii) From Statutory Authorities/Central Govt/ Govt Departments</p> <p>(iv) From Statutory Authorities/State Govt/ Govt Departments</p> <p>(v) From CPSEs</p> <p>(vi) From Others</p> <p><b>Sub-Total Claims not acknowledged as debt</b></p> <p>2. Guarantees issued by Company</p> <p><b>Sub-Total Contingencies ( A )</b></p> <p><b>B. Commitment</b></p> <p>(i) Estimated value of contracts remaining to be executed on capital accounts not provided for</p> <p><b>Sub-Total Commitments ( B )</b></p> <p><b>Total Contingencies and Commitments ( A+ B )</b></p>	<p><b>As at March 31, 2018</b></p> <p>NQ</p> <p>NQ</p> <p>1,069.36</p> <p>1,737.78</p> <p>-</p> <p>2,097.03</p> <p>4,904.17</p> <p>595.14</p> <p>5,499.31</p> <p>14,664.79</p> <p>14,664.79</p> <p>20,164.10</p>	<p><b>Additions</b></p> <p>-</p> <p>-</p> <p>331.52</p> <p>571.03</p> <p>-</p> <p>151.64</p> <p>1,054.19</p> <p>0.02</p> <p>1,054.21</p> <p>3,990.54</p> <p>3,990.54</p> <p>5,044.75</p>	<p><b>Deletions/ Settlement</b></p> <p>-</p> <p>-</p> <p>142.11</p> <p>414.73</p> <p>-</p> <p>115.35</p> <p>672.19</p> <p>-</p> <p>672.19</p> <p>7,164.41</p> <p>-</p> <p>7,164.41</p> <p>7,836.60</p>	<p><b>As at March 31, 2019</b></p> <p>NQ</p> <p>NQ</p> <p>1,258.77</p> <p>1,894.08</p> <p>-</p> <p>2,133.32</p> <p>5,286.17</p> <p>595.16</p> <p>5,881.33</p> <p>11,490.92</p> <p>-</p> <p>11,490.92</p> <p>17,372.25</p>
	NQ : Not Quantifiable				

**Notes to Consolidated Financial Statements**

Note No.	Particulars	(₹ in crore)					
55	<b>Disclosure as per Ind AS 12 'Income taxes'</b>						
	<b>(a) Income tax expense</b>						
	<b>i) Income tax recognised in Statement of Profit and Loss</b>						
		<b>March 31, 2019</b>	<b>March 31, 2018</b>				
	<b>Particulars</b>						
	<b>Current tax expense</b>						
	Current year	380.04	526.25				
	Adjustment for MAT credit	(91.77)	-				
	Adjustment for earlier years	101.89	(0.24)				
	Pertaining to regulatory deferral account balances	262.69	(11.00)				
	<b>Total current tax expense</b>	<b>652.85</b>	<b>515.01</b>				
	<b>Deferred tax expense</b>						
	Origination and reversal of temporary differences	356.81	(22.47)				
	Less: Deferred asset for deferred tax liability	(14.38)	(388.99)				
	<b>Total deferred tax expense</b>	<b>371.19</b>	<b>366.52</b>				
	<b>Total income tax expense</b>	<b>1,024.04</b>	<b>881.53</b>				
	<b>ii) Income tax recognised in other comprehensive income</b>						
		<b>March 31, 2019</b>		<b>March 31, 2018</b>			
	<b>Particulars</b>	<b>Before tax</b>	<b>Tax expense/ (benefit)</b>	<b>Net of tax</b>	<b>Before tax</b>	<b>Tax expense/ (benefit)</b>	<b>Net of tax</b>
	- Net actuarial gains/(losses) on defined benefit plans	(49.26)	(15.06)	(34.02)	78.68	17.65	61.03
	<b>iii) Reconciliation of tax expense and the accounting profit multiplied by Company's tax rate</b>						
					<b>March 31, 2019</b>	<b>March 31, 2018</b>	
	<b>Profit before tax</b>				<b>2,512.14</b>	<b>2,899.35</b>	
	Tax using the Company tax rate of @ 34.944% & Tax on Capital Gain @ 23.296% (31 March 2018 - 34.608%)				<b>880.91</b>	<b>1,003.41</b>	
	Tax effect of:						
	Non-deductible tax expenses				<b>479.36</b>	<b>325.12</b>	
	Tax deductions/allowances				<b>(724.47)</b>	<b>(319.69)</b>	
	Business Tax losses				<b>(103.97)</b>	<b>(345.23)</b>	
	Previous year tax liability				<b>101.89</b>	<b>-</b>	
	Minimum alternate tax				<b>-</b>	<b>(157.29)</b>	
	Interest				<b>4.08</b>	<b>8.69</b>	
	<b>Total tax expense in the Statement of Profit and Loss</b>				<b>637.80</b>	<b>515.01</b>	



CONSOLIDATED FINANCIAL STATEMENTS

**Notes to Consolidated Financial Statements**

Note No.	Particulars				
	<b>(b) Tax losses carried forward</b>	<b>(₹ in crore)</b>			
		<b>March 31, 2019</b>	<b>Expiry date</b>	<b>March 31, 2018</b>	<b>Expiry date</b>
	Unused tax losses for which no deferred tax asset has been recognised	-	-	-	-
	<b>(c) Dividend distribution tax on proposed dividend not recognised at the end of the reporting period</b>				
	Since year end, the directors have recommended the payment of final dividend amounting to ₹ NIL (31 March 2018: ₹ 41.27 crore). The dividend distribution tax on this proposed dividend amounting to ₹ NIL (31 March 2018: ₹ 8.48 crore) has not been recognised since this proposed dividend is subject to the approval of shareholders in the ensuing Annual General Meeting.				
56	<b>Information in respect of micro and small enterprises as at 31st March 2019 as required by Micro, Small and Medium Enterprises Development Act, 2006</b>				
		<b>March 31, 2019</b>		<b>March 31, 2018</b>	
	<b>Particulars</b>				
	a) Amount remaining unpaid to any supplier:				
	Principal amount	31.65		27.31	
	Interest due thereon	0.00		0.12	
	b) Amount of interest paid in terms of Section 16 of the MSMED Act along-with the amount paid to the suppliers beyond the appointed day.	-		-	
	c) Amount of interest due and payable for the period of delay in making payment (which have been paid but beyond the appointed day during the year) but without adding the interest specified under the MSMED Act, 2006.	-		-	
	d) Amount of interest accrued and remaining unpaid	-		-	
	e) Amount of further interest remaining due and payable even in the succeeding years, until such date when the interest dues as above are actually paid to the small enterprises, for the purpose of disallowances as a deductible expenditure under Section 23 of MSMED Act	-		-	
57	<b>Disclosure as per Ind AS 33 'Earnings per Share'</b>				
	<b>(i) Basic and diluted earnings per share for the year ended</b>	<b>March 31, 2019</b>		<b>March 31, 2018</b>	
	From operations including regulatory deferral account balances (a) (in ₹)	10.36		12.80	
	From regulatory deferral account balances (b) (in ₹)	6.42		(0.25)	
	From operations excluding regulatory deferral account balances (a)-(b) (in ₹)	3.94		13.05	
	Nominal value per share (in ₹)	10.00		10.00	
	<b>(ii) Profit attributable to equity shareholders (used as numerator)</b>	<b>March 31, 2019</b>		<b>March 31, 2018</b>	
	From operations including regulatory deferral account balances (a)	1,537.35		1,956.78	
	From regulatory deferral account balances (b)	952.87		(38.03)	
	From operations excluding regulatory deferral account balances (a)-(b)	584.48		1,994.81	

**Notes to Consolidated Financial Statements**

Note No.	Particulars	March 31, 2019	March 31, 2018
	<b>(iii) Weighted average number of equity shares (used as denominator)</b>		
	Opening balance of issued equity shares	<b>1,52,85,68,427</b>	1,52,85,68,427
	Effect of shares issued /bought back during the year, if any	<b>4,51,07,098</b>	-
	<b>Weighted average number of equity shares for Basic and Diluted EPS</b>	<b>1,48,34,61,329</b>	1,52,85,68,427
58	Amount in the financial statements are presented in ₹ crore (upto two decimals) except for per share data and as other-wise stated. Certain amounts, which do not appear due to rounding off, are disclosed separately. Figures of Previous year has been regrouped/reclassified wherever necessary.		
59	<p>a) The Company has a system of obtaining periodic confirmation of balances from banks and other parties. There are no unconfirmed balances in respect of bank accounts and borrowings from banks &amp; financial institutions. With regard to receivables for sale of energy, the Company sends demand intimations to the beneficiaries with details of amount paid and balance outstanding which can be said to be automatically confirmed on receipt of subsequent payment from such beneficiaries. In addition, reconciliation with beneficiaries for sale of power and lignite is generally done on quarterly basis. So far as trade/other payables and loans and advances are concerned, the balance confirmation letters with the negative assertion as referred in the Standard on Auditing (SA) 505 (Revised) 'External Confirmations', were sent to the parties. Some of such balances are subject to confirmation/reconciliation. Adjustments, if any will be accounted for on confirmation/reconciliation of the same, which in the opinion of the management will not have a material impact. Loan outstanding balances of employees are also reconciled periodically.</p> <p>b) In the opinion of the management, the value of assets, other than property, plant and equipment and non-current investments, on realisation in the ordinary course of business, will not be less than the value at which these are stated in the Balance Sheet.</p>		
60	<p><b>Recent accounting pronouncements</b></p> <p><b>Standards issued but not yet effective:</b></p> <p><b>a) Ind AS 116, Leases</b></p> <p>The Company is required to adopt Ind AS 116, Leases from 1 April 2019. Ind AS 116 introduces a single, on-balance sheet lease accounting model for lessees. A lessee recognizes a right-of-use asset representing its right to use the underlying asset and a lease liability representing its obligation to make lease payments. There are recognition exemptions for short-term leases and leases of low-value items. Lessor accounting remains similar to the current standard – i.e. lessors continue to classify leases as finance or operating leases. It replaces existing leases guidance, Ind AS 17, Leases. The Company has completed an initial assessment of the potential impact on its financial statements but has not yet completed its detailed assessment. The quantitative impact of adoption of Ind AS 116 on the financial statements in the period of initial application is not reasonably estimable as at present.</p> <p><b>Transition</b></p> <p>The Company plans to apply Ind AS 116 initially on 1 April 2019, using the modified retrospective approach. Therefore, the cumulative effect of adopting Ind AS 116 will be recognized as an adjustment to the opening balance of retained earnings at 1 April 2019, with no restatement of comparative information. The Company plans to apply the practical expedient to grandfather the definition of a lease on transition. This means that it will apply Ind AS 116 to all contracts entered into before 1 April 2019 and identified as leases in accordance with Ind AS 17.</p> <p><b>b) Ind AS 21 'The effects of changes in foreign exchange rates</b></p> <p>The amendment to Ind AS 21 applies to entities for foreign currency consideration paid or received in advance. The amendment requires such advance paid or deferred liability to be restated using the spot rate as of the date of such a transaction.</p>		

**Information on Subsidiary Companies and Associates  
Statement pursuant to Section 129, Companies Act, 2013 (Schedule III)**

Name of the Equity in the Group	Net Assets, i.e, total assets minus total liabilities as at		Share in profit or loss for the year ended		Share in other comprehensive income for the year ended		Share in total comprehensive income for the year ended	
	As % of Consolidated net Assets	Amount (₹ in crore)	As % of Consolidated Profit or Loss	Amount (₹ in crore)	As % of consolidated other comprehensive income	Amount (₹ in crore)	As % total comprehensive Income	Amount (₹ in crore)
<b>Parent</b>								
<b>NLC India Limited</b>								
March 31, 2019	97.98	12,511.37	82.41	1,266.87	100.00	(34.20)	82.01	1,232.67
March 31, 2018	99.87	13,334.58	93.49	1,829.32	100.00	61.03	93.68	1890.35
<b>Subsidiaries</b>								
<b>NTPL</b>								
March 31, 2019	2.03	259.33	17.61	270.76	0.00	-	18.01	270.76
March 31, 2018	0.14	18.86	6.51	127.46	0.00	-	6.32	127.46
<b>NUPPL</b>								
March 31, 2019	-0.01	(1.17)	-0.02	(0.28)	0.00	-	-0.02	(0.28)
March 31, 2018	-0.01	(1.02)	0.00	-	0.00	-	0.00	-
<b>Associate (Indian)</b>								
<b>MNH Shakti</b>								
March 31, 2019	0.00	(0.08)	0.00	-	0.00	-	0.00	-
March 31, 2018	0.00	(0.08)	0.00	-	0.00	-	0.00	-
<b>Total</b>								
March 31, 2019	100.00	12,769.45	100.00	1,537.35	100.00	(34.20)	100.00	1,503.15
March 31, 2018	100.00	13,352.34	100.00	1,956.78	100.00	61.03	100.00	2,017.81



**Statement containing salient features of the financial statement of  
Subsidiaries / Associate Companies / Joint Ventures.**

Pursuant to first proviso to sub-section (3) of section 129 read with rule 5 of Companies (Accounts) Rules 2014.

**Part "A": Subsidiaries**

		(₹ in crore)	
1	Sl.No	1	2
2	Name of the subsidiary	NLC Tamil Nadu Power Limited	Neyveli Uttar Pradesh Power Limited
3	Reporting Period	2018-19	2018-19
4	Reporting Currency	₹	₹
5	Share Capital	2188.04	1693.04
6	Reserves and Surplus	291.93	(2.29)
7	Total Assets	8244.81	5898.60
8	Total Liabilities	5764.84	4207.86
9	Investments	-	-
10	Turnover	2899.16	-
11	Profit before taxation	425.89	(0.28)
12	Provision for taxation	155.15	-
13	Profit after taxation	270.74	(0.28)
14	Proposed Dividend	109.40	-
15	% of Shareholding	89%	51%
	Remarks	Unit I & Unit II of NTPL Power Plant achieved COD on 18.06.2015 and 29.08.2015 respectively	Yet to commence the operations

For and on behalf of the Board

**K. VISWANATH**  
COMPANY SECRETARY

**R. VIKRAMAN**  
DIRECTOR (HUMAN RESOURCE)

**RAKESH KUMAR**  
CHAIRMAN-CUM-MANAGING DIRECTOR &  
CFO/DIRECTOR (FINANCE), ADDL. CHARGE

Place: Neyveli

Date: 30.05.2019

For **M/s. CHANDRAN & RAMAN**  
Chartered Accountants  
Firm Regn. No.000571S

For **M/s. PKKG BALASUBRAMANIAM & ASSOCIATES**  
Chartered Accountants  
Firm Regn. No.001547S

**S. PATTABIRAMAN**  
Partner  
M.No.014309

**C. RAMESH**  
PARTNER  
M.No.025985

Place: Neyveli

Date: 30.05.2019



**Statement containing salient features of the financial statement of  
Subsidiaries / Associate Companies / Joint Ventures.**

Pursuant to first proviso to sub-section (3) of section 129 read with rule 5 of Companies (Accounts) Rules 2014.

**Part "B": Associates and Joint Venture**

1	Name of the Associate	MNH Shakti Limited
2	Share of the Associate held by the Company on the year end	12765000
3	Amount of investment in Associate (₹ in crore)	12.77
4	Extent of holding	15%
5	Description of how there is significant influence	By way of Representation on Board
6	Reason why the Associate is not consolidated	NA
7	Networth attributable to shareholding as per latest audited Balance Sheet (₹ in crore)	12.69
8	Profit / Loss for the year	
	i) Considered for consolidation	Yes
	ii) Not Considered for consolidation	NA
9	Remarks	Liquidation process in progress

For and on behalf of the Board

**K. VISWANATH**  
COMPANY SECRETARY

**R. VIKRAMAN**  
DIRECTOR (HUMAN RESOURCE)

**RAKESH KUMAR**  
CHAIRMAN-CUM-MANAGING DIRECTOR &  
CFO/DIRECTOR (FINANCE), ADDL. CHARGE

Place: Neyveli

Date: 30.05.2019

For **M/s. CHANDRAN & RAMAN**  
Chartered Accountants  
Firm Regn. No.000571S

For **M/s. PKKG BALASUBRAMANIAM & ASSOCIATES**  
Chartered Accountants  
Firm Regn. No.001547S

**S. PATTABIRAMAN**  
Partner  
M.No.014309

**C. RAMESH**  
PARTNER  
M.No.025985

Place: Neyveli

Date: 30.05.2019



**BUSINESS RESPONSIBILITY REPORT 2018-19**  
**SECTION A: GENERAL INFORMATION ABOUT THE COMPANY**

1. **Corporate Identity Number (CIN)** : L93090TN1956GOI003507
2. **Name of the Company** : NLC India Limited
3. **Registered Address** : First Floor, No.8, Mayor Sathyamurthy Road, FSD, Egmore Complex of Food Corporation of India, Chetpet, Chennai - 600 031, Tamil Nadu,
4. **Website** : www.nlcindia.com
5. **E-mail id** : investors@nlcindia.in
6. **Financial Year reported** : 2018-19
7. **Sector(s)** : Mining & Power Generation
8. **Key products** : Lignite & Coal and Power (Thermal & Renewable) Generation
9. **Total number of locations where business activity is undertaken by the Company**
  - A. **Number of International Locations** : None
  - B. **Number of National Locations** : Mines & Power Plants located in Neyveli Tamil Nadu & Barsingsar Rajasthan State; Solar Plants in Tamil Nadu & Andaman; Wind Power Plant in Tirunelveli, Tamil Nadu ; Liaison/Inspection offices are located in Chennai, Hyderabad, Mumbai, Kolkata, Bhubaneswar and New Delhi. Talabira II & III, Coal Mine Project office in Sambalpur, Odisha.
10. **Markets served by the Company** : Southern India and Rajasthan

**SECTION B: FINANCIAL DETAILS OF THE COMPANY**

1. **Paid up Capital** : ₹ 1,386.64 crore (2018-19)
2. **Total Revenue from Operations** : ₹ 7,145.92 crore (2018-19)
3. **Total Profit/(Loss) for the period** : ₹ 1,266.97 crore (2018-19)

**CSR DETAILS FOR NLCIL'S BUSINESS RESPONSIBILITY REPORT 2018-19**

**4. Total spending on Corporate Social Responsibility (CSR) as percentage of PAT:**

In the previous three financial years from 2015-16 to 2017-18, the Company's CSR was in line with the Guidelines issued by the Department of Public Enterprises, Government of India (DPE). During the said-period, the Company has spent about 2.19 percent of the average net profit of the three preceding years on CSR activities.

From the year 2014-15 the company has adopted a policy as per the provision of Sec 135 of the Companies Act 2013, the Companies (Corporate Social Responsibility) Policy Rules 2014 and supplemental guidelines issued by the DPE.

In the year 2015-16, the Company has spent 3.70 percent of the average net profit of the three preceding years on CSR activities.

In the year 2016-17, the Company has spent 1.71 percent of the average net profit of the three preceding years on CSR activities.

In the year 2017-18, the Company has spent 2.34 percent of the average net profit of the three preceding years on CSR activities. ₹ 37.32 crore (2% of the average net profit of the three preceding years) + ₹ 6.27 crore (Carried forward from 2016-17).

In the year 2018-19, the Company has spent 2.19 percent of the average net profit of the three preceding years on CSR activities.

**5. List of activities for which the expenditure stated in para 4 above has been incurred:**

- i. Health Care, Family Welfare and Sanitation
- ii. Providing Drinking Water Supply Facilities
- iii. Providing Education including Special Education, Vocational skills, Scholarships
- iv. Promoting Gender Equality, Empowering women & Old Age homes
- v. Environmental Sustainability



- vi. Promoting Sports in Rural Areas
- vii. Water Resource Augmentation, Irrigation and Flood Control Works for Rural Development
- viii. Providing Link Roads/ Access for Rural Development
- ix. Other Community Assets for Rural Development including Construction of infrastructure like Schools/ Libraries / Laboratories
- x. Heritage, Arts and Culture
- xi. Relief for National Calamities

### SECTION C: OTHER DETAILS

**1. Does the Company have any Subsidiary Company/ Companies?**

Yes. The Company has two Subsidiary Companies.

- A. NLC Tamil Nadu Power Limited (NTPL)
- B. Neyveli Uttar Pradesh Power Limited (NUPPL)

**2. Do the Subsidiary Company/Companies participate in the BR Initiatives of the parent Company? If yes, then indicate the number of such subsidiary Company(s).**

Both the Subsidiary Companies adopt the same policies of NLCIL. In addition, NLCIL has taken BR initiatives in the region, where its subsidiaries are operating.

**3. Do any other entity/entities (e.g. suppliers, distributors etc.) that the Company does business with; participate in the BR initiatives of the Company? If yes, then indicate the percentage of such entity/entities? [Less than 30%, 30-60%, More than 60%].**

No other entity / entities (e.g. suppliers, distributors etc.) that the company does business with participation in the BR initiatives of the Company.

### SECTION D: BR INFORMATION

**1. Details of Director/Directors responsible for BR**

**a. Details of the Director/Director responsible for implementation of the BR policy/policies**

DIN Number : 02865335  
Name : Shri Rakesh Kumar  
Designation : Director/Finance (Additional Charge)

**b. Details of the BR head**

Sl. No.	Particulars	Details
1	DIN Number (if applicable)	NA
2	Name	Dr. S.SHIV PRASAD
3	Designation	DGM - Management Services
4	Telephone Number	04142-2523645
5	e-mail id	gmms@nlcindia.in

**2. Principle-wise (as per NVGs) BR Policy/policies**

- P1:** Businesses should conduct and govern themselves with Ethics, Transparency and Accountability.
- P2:** Businesses should provide goods and services that are safe and contribute to sustainability throughout their life cycle.
- P3:** Businesses should promote the wellbeing of all employees.
- P4:** Businesses should respect the interests of, and be responsive towards all stakeholders, especially those who are disadvantaged, vulnerable and marginalised.
- P5:** Businesses should respect and promote human rights.
- P6:** Business should respect, protect, and make efforts to restore the environment.
- P7:** Businesses, when engaged in influencing public and regulatory policy, should do so in a responsible manner.
- P8:** Businesses should support inclusive growth and equitable development.
- P9:** Businesses should engage with and provide value to their customers and consumers in a responsible manner.



Sl. No.	Questions	P1	P2	P3	P4	P5	P6	P7	P8	P9
1	Do you have a policy /policies for...	Y	Y	Y	Y	Y	Y	N	Y	Y
2	Has the policy being formulated in consultation with the relevant stakeholders?	Y	Y	Y	Y	Y	Y	NA	Y	Y
3	Does the policy conform to any national / international standards? If yes, specify? The policies of the Company are based on the Constitution of India/ applicable laws, guidelines and other policies issued by Government of India from time to time, MOU with Transparency International India, ISO 9001, ISO 14001, OHSAS 18001 and UN Global Compact Principles.	Y	Y	Y	Y	Y	Y	NA	Y	Y
4	Has the policy being approved by the Board? If yes, has it been signed by MD / owner / CEO / appropriate Board Director?	Y	Y	Y	Y	Y	Y	NA	Y	Y
5	Does the Company have a specified committee of the Board/ Director/Official to oversee the implementation of the policy?	Y	Y	Y	Y	Y	Y	NA	Y	Y
6	Indicate the link for the policy to be viewed online?	N	N	N	N	N	N	NA	N	N
7	Has the policy been formally communicated to all relevant internal and external stakeholders?	Y	Y	Y	Y	Y	Y	NA	Y	Y
8	Does the Company have in-house structure to implement the policy/policies?	Y	Y	Y	Y	Y	Y	NA	Y	Y
9	Does the Company have a grievance redressal mechanism related to the policy/policies to address stakeholders' grievances related to the policy/policies?	Y	Y	Y	Y	Y	Y	NA	Y	Y
10	Has the Company carried out independent audit/evaluation of the working of this policy by an internal or external agency?	Y	Y	Y	Y	Y	Y	NA	Y	Y

**2a. If answer to S. No. 1 against any principle, is 'No', please explain why?**

Sl. No.	Questions	P1	P2	P3	P4	P5	P6	P7	P8	P9
1	The Company has not understood the Principles	-	-	-	-	-	-	-	-	-
2	The Company is not at a stage where it finds itself in a position to formulate and implement the policies on specified principles	-	-	-	-	-	-	-	-	-
3	The Company does not have financial or manpower resources available for the task	-	-	-	-	-	-	-	-	-
4	It is planned to be done within next 6 months	-	-	-	-	-	-	-	-	-
5	It is planned to be done within the next 1 year	-	-	-	-	-	-	-	-	-
6	Any other reason (please specify)	-	-	-	-	-	-	*	-	-

\* NLCIL does not advocate influencing the public & regulatory policies for its gain, hence no policy is proposed. If required the Company may approach the appropriate authorities through Trade and Industry Chambers and Association and other such collective platforms.



### 3. Governance related to BR

- **Indicate the frequency with which the Board of Directors, Committee of the Board or CEO to assess the BR performance of the Company.**

CEO assesses the BR performance of the Company annually.

- **Does the Company publish a BR or a Sustainability Report? What is the hyperlink for viewing this report? How frequently it is published?**

The Company publishes Sustainability Report annually and the same is available in the following link [https://www.nlcindia.com/about/sustainable\\_development.pdf](https://www.nlcindia.com/about/sustainable_development.pdf).

## SECTION E: PRINCIPLE-WISE PERFORMANCE

### Principle 1 (P1)

- 1. Does the policy relating to ethics, bribery and corruption cover only the Company? Does it extend to the Group/Joint Ventures/ Suppliers/Contractors/NGOs /Others?**

The policy/rules relating to ethics, bribery and corruption cover the Company and also extended to the Group/Joint Ventures/Suppliers/Contractors/NGOs. The Code of Conduct has been prescribed by the Company as well as by its subsidiaries applicable for Senior Management Personnel and Board level Executives. The Company and its subsidiaries are also governed by the guidelines issued by CVC, Government of India and provisions as per applicable Acts.

In addition, the company has signed a Memorandum of Understanding with Transparency International India for implementation of Integrity Pact Programme.

The Integrity Pact has been signed with **174 numbers** of the successful Vendors/Contractors during the year 2018-19 for the Tenders which are more than one crore in value.

- The Integrity Pact system is reviewed every quarter by conducting review meeting with Independent External Monitors (IEM) & vendor meet.
  - NLCIL Vigilance department has formed an "Ethical Forum" comprising of Students from Neyveli Schools & college and as well as in NTPL project to promote vigilance awareness among students community. Around 2725 students were covered under this programme.
  - As part of awake and citizens programme in coordination with Ramakrishna Mission, 45 Teachers of various schools of Neyveli were trained and the imparted 16 modules of the programme as for the ethics to 6<sup>th</sup> standard students numbering around 1900. This is a continuous program for three years from 6<sup>th</sup> Standard to 8<sup>th</sup> Standard.
  - To enhance preventive measures, NLCIL vigilance Department has identified the thrust areas in form of corruption Mapping and these areas are concentrated by conducting surprise checks, Regular checks & CTE type examination.
  - As a part of Preventive Vigilance exercise, Customised Training programmes were conducted at Thermal, Mine Units, offices and NTPL, Tuticorin to sensitize the officials on Contracts, Purchase and CVC guidelines through Vigilance case studies. Fifteen (15 Nos) of programmes were conducted during the year, covering 710 employees.
- 2. How many stakeholder complaints have been received in the past financial year and what percentage was satisfactorily resolved by the Management?**

During the year 2018-19, Vigilance Department of the Company received 305 complaints in addition to 10 pending complaints of previous year (Totally 315 complaints). Out of that, 312 complaints (99.00%) have been disposed off. Out of 312 complaints, 195 complaints were Anonymous/Pseudonymous, 60 complaints have been sent for Administrative action to the respective units and investigation was done for 57 Nos. of complaints by Vigilance Department and disposed off.

**Principle 2 (P2)**

**1. List up to 3 of your products or services whose design has incorporated social or environmental concerns, risks and/or opportunities.**

- I. Lignite
- ii. Power

**2. For each such product, provide the following details in respect of resource use (energy, water, raw material etc.) per unit of product (optional).**

**a. Reduction during sourcing/production/ distribution achieved since the previous year throughout the value chain?**

**Resources consumption in Lignite Mining**

Consumption per unit of production	Unit	Mining	2017-18	2018-19	% change
Energy	Kwh/T of Lignite	Mines	37.23	35.73	4.03

**Resources consumption in Power Generation**

Consumption per unit of production	Unit	Thermal Unit	2017-18	2018-19	% change
Lignite	Kg/Kwh (gross generation)	TPS	1.14	1.13	-0.88

Note: TPS = Thermal Power Station

**b. Reduction during usage by consumers (energy, water) has been achieved since the previous year?**

Not Applicable.

**3. Does the Company have procedures in place for sustainable sourcing (including transportation)?**

Yes.

**If yes, what percentage of your inputs was sourced sustainably?**

100% of lignite requirement for the power generation is sourced sustainably by locating the power station at pithead. The Company is in the process of switching towards star rated equipment, which ensures energy conservation. As per the procurement process, materials are procured from the ISO certified vendors, which ensure quality products.

**4. Has the Company taken any steps to procure goods and services from local & small producers, including communities surrounding their place of work? If yes, what steps have been taken to improve their capacity and capability of local and small vendors?**

The Company takes following key measures for the development of the small scale industries and communities surrounding their place of work and improve their capabilities:

- Workmen in and around Neyveli are engaged for service sector.
- Cleaning Products such as soaps etc. are procured from local societies run by Project Affected persons (Land displaced).
- All repair to the office chairs are carried out through Neyveli Health Promotion and Social Welfare Society which is patronised by the company.
- Complies with the Public Procurement Policy of the Government in procurement of goods from MSME.



**5. Does the Company have a mechanism to recycle products and waste? If yes what is the percentage of recycling of products and waste (separately as <5%, 5-10%, >10%). Also, provide details thereof.**

The Company has taken up several projects for the reclamation mined out land and re-cycling of waste, some of the key projects are as given below:

- The Company's mining operations are preserving valuable top soil of the mined out land, which is re-used for the land reclamation works. NLCIL adopts contemporary slope stabilisation and preservation of top soil in Mines to create green cover.
- Keeping in mind the environmental concerns in disposal of fly ash, the Company utilises 100% of fly ash generated from thermal power stations for brick, windows, door frames, etc. as per the directives of the MoEF & CC.
- NLCIL's plastic recycling plant ensures 100% recycling of waste plastic collected at site. 100% plastic waste recycling by mixing with tar and used for roads.
- NLCIL has introduced door to door collection of waste in a segregated manner which solicits clean and hygienic township.
- In the Township at Neyveli, NLCIL has constructed modern sewage treatment plant of capacity 30 MLD. The treated effluent and manure from this plant is used for afforestation and agricultural purposes.
- NLCIL has developed novel Integrated Farming System (IFS) in collaboration with Tamil Nadu Agricultural University to convert reclaimed lands to agricultural, orchards, herbarium etc., and the yield is comparable with normal soils.
- The storm water of mines is treated and used for domestic consumption of the population in township and partly for industrial and agricultural purposes.
- Also the Company is exploring possibilities of recovering iron, sand and unburned carbon from the bottom slag of the power plant. Iron separation plant was erected and separated the iron from bottom slag. For separation of sand and unburned carbon from bottom slag, a pilot plant is under operation.
- **Bio-Diversity Project at Kundan Tank, Neyveli Township:** Your Company has developed a Natural Water Body-Bio-diversity project in 10 acres of land by de-silting the old Kundan Tank with fish aqua culture and Prawn culture.
- Organic/Bio Farming being undertaken in mined out land to keep the soil alive for sustainable production in eco-friendly manner.
- Solar Drying of Lignite.
- Development of pilot scale Floating Solar system.
- Catalytic reduction of C.I engine emissions using zeolite as catalyst synthesized from coal / Lignite fly ash.
- Electronification of GWC bore wells & Conveyor systems.

**Principle 3 (P3)**

**1. Please indicate the Total number of employees.**

Total number of employees as on 31<sup>st</sup> March 2019 is 13464.

**2. Please indicate the Total number of employees hired on temporary/contractual/casual basis.**

The Company does not directly employ temporary/contractual/casual employees. However, works are awarded to external firms who engage manpower for their requirement.

**3. Please indicate the Number of permanent women employees.**

Total number of permanent women employees as on 31<sup>st</sup> March 2019 is 1004.

**4. Please indicate the Number of permanent employees with disabilities.**

Total number of permanent employees with disabilities as on 31<sup>st</sup> March 2019 is 208.

**5. Do you have an employee association that is recognised by management?**

Yes.

**6. What percentage of your permanent employees is members of this recognised employee association?**

Approximately 70% of the permanent employees are members of recognised employees associations. This does not include executives and non-unionised supervisors.

**7. Please indicate the Number of complaints relating to child labour, forced labour, involuntary labour, sexual harassment in the last financial year and pending, as on the end of the financial year.**

Sl. No.	Category	No. of complaints filed during the financial year	No. of complaints pending as on end of the financial year
1.	Child labour/forced labour/ involuntary labour	Nil	Nil
2.	Sexual harassment	Nil	Nil
3.	Discriminatory employment	Nil	Nil

**8. What percentage of your under mentioned employees were given safety & skill up-gradation training in the last year?**

Details of Training imparted to the Employees in house Learning and Development Centre (LDC) and Group Vocational Training Centre (GVTC) during the Year 2018-19

Percentage of employees given safety & skill upgradation training in 2018-19			
Sl.No.	Employee Type	No. of Employees	% of employee
1	Permanent Employee (including employees with disabilities)	8832	65.60
2	Permanent Woman Employee	584	4.34
3	Casual/Temp/Contact Employees	3197	33.92
Note: The above figures inclusive of GVTC training			

**Principle 4 (P4)**

**1. Has the Company mapped its internal and external stakeholders?**

The stakeholders have been mapped as under:

- i) Government and regulatory authorities, ii) Customers, iii) Employees, iv) Shareholders, v) Vendors, vi) Peripheral population, vii) Project Affected Persons (PAPs), viii) Workers engaged by Contractors.



**2. Out of the above, has the Company identified the disadvantaged, vulnerable & marginalised stakeholders?**

Yes, the company has identified the disadvantaged, vulnerable and marginalised stake holders with the help of socio-demographic data of the community through base line surveys.

**3. Are there any special initiatives taken by the Company to engage with the disadvantaged, vulnerable and marginalised stakeholders. If so, provide details thereof.**

The Company covers the well-being of disadvantaged, vulnerable and marginalised stakeholders under its Corporate Social Responsibility policy.

**Principle 5 (P5)**

**1. Does the policy of the Company on human rights cover only the Company or extend to the Group/Joint Ventures/Suppliers/Contractors/NGOs/Others?**

The Constitution of India, the laws and policies of Government of India on Human Rights is also applicable to the Subsidiary Companies.

**2. How many stakeholder complaints have been received in the past financial year and what per cent was satisfactorily resolved by the management?**

No stakeholder complaint was received during the year 2018-19 with regard to human rights.

**Principle 6 (P6)**

**1. Does the policy related to Principle 6 cover only the Company or extends to the Group/Joint Ventures/Suppliers/Contractors/NGOs/others.**

The Environment policy of the Company covers the Company and its subsidiaries and as the environment care has to be followed up universally, the eco-care points in the policy are being followed by the Group /Joint Ventures / Suppliers / Contractors / NGOs / others too.

**2. Does the Company have strategies/ initiatives to address global environmental issues such as climate change, global warming, etc.? If yes, please give hyperlink for webpage etc.**

The Company has undertaken several initiatives to address global environmental issues, for instance,

- Awareness creation to the General public and the employees through various programs conducted on important environmental days.
- Reclamation of lands of mines and afforestation of reclaimed lands.
- A pilot plant has been installed to study about Sequestration of CO<sub>2</sub> and production of Bio-fuel from flue gas from Thermal Power Plant. The pilot plant of 1000 litres can sequester around 600 kg of CO<sub>2</sub> is the findings of this project which is equivalent to planting of 24 trees. In order to strengthen the desilted lake bunds in and around Neyveli, around 10,000 Palm Tree saplings were planted along the periphery of 14 desilted lakes.

Recharging of Ground Water.

- Utilisation of fly ash in making Brick/Window, Paver Blocks etc.
- Entering into green energy business.
- Maintaining green belt in Township area.
- Modern Sewage Treatment Plant of 30 Million Litres a day (MLD) capacity catering to the needs of public of Neyveli Township.

- Storm Water Treatment Plant of 60 Million Litres a day (MLD) capacity catering to the needs of Thermal Power Stations and Township domestic use.
- Utilisation of renewable energy by operating 643.5 MW Solar and 51 MW Wind Power Projects.
- Further for reducing and combating SO<sub>2</sub> and NOX, NLCIL has also contemplated to provide Flue Gas De-Sulphurization (FGD) plant and Selective Catalytic Reduction System to convert Nitrogen- NOX control System (SCR) in its New Neyveli Thermal Power Station and all its future lignite and Coal Based Thermal power projects.
- While finalising the Tender Specification for Thermal Power Projects, it is being ensured that stipulation for meeting the emission norms and water consumption norms are covered in the documents.
- In respect of thermal plants in service, action has already been initiated for undertaking study and implementation of suitable measures for meeting the emission and water consumption norms.
- Solar Drying of Lignite
- Development of alternative materials for pebbles using waste materials
- Solar Cold Storage at CARD
- Studies on Aqua culture development in Neyveli with Humic products.
- Development of pilot scale Floating Solar system
- Catalytic reduction of C.I engine emissions using zeolite as catalyst synthesized from coal / Lignite fly ash
- Electronification of GWC bore wells & Conveyor systems
- Pilot project for Development of smart city concepts.
- The detail regarding these initiatives is published at [https://www.nlcindia.com/about/sustainable\\_development.pdf](https://www.nlcindia.com/about/sustainable_development.pdf).

### **3. Does the Company identify and assess potential environmental risks?**

NLCIL firmly believes that its responsibility lies in environment friendly mining and delivering cleaner, more reliable and affordable energy. The Company identifies and assesses potential environmental risks arising from its operations in its Mines and Thermal Power Plants.

### **4. Does the Company have any project related to Clean Development Mechanism? If so, provide details thereof. Also, if yes, whether any environmental compliance report is filed?**

- Yes, in South India, NLCIL is a major conventional Lignite based power producer.
- As a socially responsible Company, NLCIL has installed 51 MW wind turbine generators at Tirunelveli, Tamilnadu, 10MW & 130MW solar power project at Neyveli, Tamilnadu.
- 1.06 MW roof top solar power project has been commissioned on September 2018.
- 500 MW solar power project developed by NLCIL under Solar Developer and Operator (SDO) mode in various parts of Tamilnadu is fully commissioned by March 2019 and are under operation.
- NLCIL is also implementing 709MW capacity of solar projects in Tamilnadu and also 20 MW Andaman Solar is being developed by NLCIL and out of 20MW, 2.5 MW has been commissioned on 31<sup>st</sup> December 2018.





- Balance installation and erection works under progress. Power generation by photovoltaic cells needs only initial investment but no fuel cost. PV does harm environment. These projects aims to combat the global climatic change reduce the Carbon footprint and conserve fossil fuel by harnessing the renewable energy resources.
- The projects are expected to earn Clean Development Mechanism benefit. NLCIL plans to establish 3000 MW solar power projects by JVC between NLCIL & CIL. Also, 7500 MW Kargil and Leh Solar project with possibility of joining with other CPSE's

**5. Has the Company undertaken any other initiatives on – clean technology, energy efficiency, renewable energy, etc. If yes, please give hyperlink for web page etc.**

Other initiatives of the Company on clean technology are listed below:

**a. Solar Power Projects-NLCIL**

- i. 709MW solar power projects in Tamilnadu - under implementation.
- ii. 10 MW Ground Mounted Solar Project is in progress.
- iii. 2x10MW solar power project in Andaman & Nicobar Islands- 2.5MW Commissioned on 31<sup>st</sup> December 2018. Balance installation work is under progress.
- iv. 3000 MW Solar by JVC of NLCIL & CIL – MoU signed with CIL on 08.10.2018. Technical FR is under preparation.
- v. 7500 MW Kargil & Leh Solar – Possibility of Joining with NTPC, GAIL & PGCIL for taking up this project is being explored.

**b. Wind Power Projects-NLCIL**

1. 200 MW wind power projects in Tamilnadu-under proposal.

**6. Are the Emissions/Waste generated by the Company within the permissible limits given by CPCB/SPCB for the financial year being reported?**

The emission and the waste generated by the Company were within the permissible limit given by CPCB/SPCB in the financial year 2018-19.

**7. Number of show cause/ legal notices received from CPCB/SPCB which is pending (i.e. not resolved to satisfaction) as on end of Financial Year.**

There is no pending or unresolved show cause/legal notices received from CPCB/SPCB in the financial year 2018-19.

Details are published at [https://www.nlcindia.com/about/sustainable\\_development.pdf](https://www.nlcindia.com/about/sustainable_development.pdf)

**Principle 7 (P7)**

**1. Is your Company a member of any trade and chamber or association? If Yes, Name only those major ones that your business deals with.**

The Company is member of

- ❖ Confederation of Indian Industry (CII)
- ❖ The Employers Federation of Southern India (EFSI)
- ❖ Quality Circle Forum of India (QCFI)
- ❖ All India Management Association (AIMA)
- ❖ Power Sector Skill Council.



- ❖ National Institute of Personnel Management (NIPM)
- ❖ Standing Conference of Public Enterprises (SCOPE)
- ❖ Federation of India Mineral Industries (FIMI)
- ❖ Central Board of Irrigation and Power (CBIP)
- ❖ International Association on Electricity Generation, Transmission and Distribution (Afro Asian Region)
- ❖ Federation of Indian Chambers of Commerce and Industry (FICCI)

**2. Have you advocated/lobbied through above associations for the advancement or improvement of public good? If yes, specify the broad areas.**

No.

**Principle 8 (P8)**

**1. Does the Company have specified programme Initiatives / projects in pursuit of the policy related to Principle 8? If Yes, details thereof.**

The Company follows a CSR policy for Social welfare of the society. The Company has specific initiatives in pursuit of inclusive growth and equitable development. The Company has carried out several projects for the development of social infrastructure in the peripheral villages as well as the communities at large. Also, the Company has established infrastructural facilities for educational institutes and primary health centres in the peripheral villages.

In 2018-19, the Company focused on following projects in pursuit of inclusive growth.

- ❖ Health Care, Family Welfare and Sanitation.
- ❖ Providing Drinking Water Supply Facilities.
- ❖ Providing Education including Special Education, Vocational skills, Scholarships.
- ❖ Promoting Gender Equality, Empowering women & Old Age homes
- ❖ Environmental Sustainability.
- ❖ Promoting Sports in Rural Areas.
- ❖ Water Resource Augmentation, Irrigation and Flood Control Works for Rural Development.
- ❖ Providing Link Roads/ Access, Community Assets, Construction of infrastructure for Rural Development.
- ❖ Heritage, Arts and Culture
- ❖ Welfare of SC, ST & OBC
- ❖ Relief for National Calamities

The details of CSR initiatives of the Company have been included in the Directors Report.

**2. Are the programmes / projects undertaken through in-house team/own foundation/external NGO/Government structures / any other organisation?**

The Company has undertaken CSR project through in-house teams. The details have been included in the Director's Report.

**3. Have you done any impact assessment of your initiative?**

The Company has done impact assessment of various CSR activities through external agency, Institute of Public Enterprises, Hyderabad.

The details of CSR initiatives of the Company have been included in the Directors Report.

**4. What is your company's direct contribution to community development projects – Amount in ₹ and the details of the projects under taken?**

The Company has spent ₹ 49.46 crore under various CSR Projects, Programs and Activities in 2018-19, details of which are shown in the below table:

**CSR Expenditures in 2018-19**

SI.No.	CSR Focus Area	Expenditure (₹ in crore)
1.	Health Care, Family Welfare and Sanitation	9.50
2.	Providing Drinking Water Supply Facilities	1.51
3.	Providing Education including Special Education, Vocational skills, Scholarships	13.53
4.	Promoting Gender Equality, Empowering women & Old Age homes	0.37
5.	Environmental Sustainability	2.43
6.	Promoting Sports in Rural Areas	1.20
7.	Water Resource Augmentation, Irrigation and Flood Control Works for Rural Development	15.09
8.	Providing Link Roads/ Access, Community Assets, Construction of infrastructure for Rural Development	2.16
9.	Heritage, Arts and Culture	0.14
10.	Welfare of SC, ST & OBC	3.38
11.	Relief for National Calamities	0.15
	<b>Total</b>	<b>49.46</b>

**5. Have you taken steps to ensure that this community development initiative is successfully adopted by the community, Please Explain?**

The Company has followed a participatory approach for all its CSR Initiatives.

- It conducts Baseline Survey before commencement of all the CSR Projects to understand the requirements of the Community.
- Based on the Baseline Survey, the CSR initiatives are planned and framed to fulfil the requirements.
- The completed CSR Projects are handed over to the community in proper form taking all the necessary steps for ensuring proper and efficient usage.
- To ensure successful adoption of the completed community development initiatives, inspections are carried out periodically/through surprise checks.
- Evaluations of all the CSR initiatives are carried out by engaging external agency.
- Impact assessments are being done on the completed CSR activities.



## Principle 9 (P9)

### 1. What percentage of customer complaints/consumer cases are pending as on the end of financial year?

There is one customer case pending at the end of the financial year.

- a. Civil Appeal No.9675 of 2010 filed by TANGEDCO in October 2010 before Supreme Court of India against the Orders of CERC & APTEL directing TANGEDCO to reimburse IT dues on grossed up basis to NLCIL.

### 2. Does the Company display product information on the product label, over and above what is mandated as per local laws?

NLCIL deals with the sale of Electric Power which is invisible & dynamic in nature and display of product label is not applicable.

### 3. Is there any case filed by any stakeholder against the Company regarding unfair trade practices, irresponsible advertising and/or anti-competitive behaviour during the last five years and pending as on end of financial year. If so, provide details thereof.

There is no such case filed by any stakeholder.

### Did your Company carry out any consumer survey/ consumer satisfaction trends?

Consumer Survey pertaining to Commercial issues:

- Regular interactions through meetings, correspondences and periodical reconciliation exercises are carried out with the customers regarding issues related to Power Sales & Accounts by the Commercial Department to maintain cordial relationship with the customers and for smooth dispute redressal. Other than this, no separate consumer survey or analysis of customer satisfaction trends is being carried out.
- Customer meet with all the stakeholders was conducted in November 2018 at Tuticorin to improve the relationships.
- Further Regulatory mechanism which governs NLCIL gives equal opportunities to the stakeholders in all regulatory precepts, including voicing of difference of opinions and dispute resolution in a fair manner.

Consumer Survey pertaining to Marketing issues:

- Customer Meet is being conducted annually for the past 10 years for interactions in the Sales Promotional issues and to maintain cordial relationship with the customers.
- In the year 2018-19, Customer Meet for all Mine Products was conducted on 24.10.2018 during the Vigilance Awareness Week to discuss the various issues related to e-Auction Sales.
- Sales Promotional tours to Customer Plants at regular intervals during the year 2018-19 was carried out to know the Market condition, Customer views & their requirements and to maintain good Business relationship.

\*\*\*

**SOCIAL OVERHEAD ACCOUNT FOR THE YEAR ENDED 31<sup>st</sup> MARCH, 2019**

(₹ in crore)

Description	Township		Library		Transport		Education		Sports & Cultural Activities		Total	
	2018-19	2017-18	2018-19	2017-18	2018-19	2017-18	2018-19	2017-18	2018-19	2017-18	2018-19	2017-18
<b>Expenses:</b>												
Consumption of Materials	22.00	14.88	-	0.01	3.58	2.83	0.03	0.03	0.02	0.01	25.63	17.76
Stores & Spares	46.59	53.44	-	-	-	-	-	-	-	-	46.59	53.44
Power (A)												
<b>Employees' Remuneration and Benefits:</b>												
Salaries, Wages, Bonus and Incentives	127.73	84.96	3.76	2.71	20.60	17.85	16.85	14.67	4.04	3.92	172.98	124.11
Contribution to Provident and other Funds	14.99	14.14	0.47	0.48	2.52	2.51	1.52	1.34	0.56	0.54	20.06	19.01
Gratuity	3.17	-	-	-	-	-	-	-	-	-	3.17	-
Welfare expenses	4.28	5.54	-	-	0.09	0.28	0.06	0.26	0.02	0.05	4.45	6.13
Rent, Rates & Taxes	0.47	-	-	-	-	-	-	-	-	-	0.47	-
<b>Repairs &amp; Maintenance</b>												
Buildings	14.27	-	-	-	-	-	-	-	-	-	14.27	-
Others	21.18	35.93	-	-	0.37	0.83	0.13	0.15	-	0.04	21.69	36.95
Depreciation	22.55	18.49	0.05	0.06	0.27	0.37	0.02	0.02	-	0.02	22.89	18.96
Travelling Expenses	0.73	-	-	-	-	-	0.04	-	-	-	0.77	-
Miscellaneous	8.09	1.24	0.04	0.06	0.35	0.21	0.45	0.58	0.45	0.21	9.38	2.30
<b>Total</b>	<b>286.05</b>	<b>228.62</b>	<b>4.32</b>	<b>3.32</b>	<b>27.78</b>	<b>24.88</b>	<b>19.10</b>	<b>17.05</b>	<b>5.09</b>	<b>4.79</b>	<b>342.33</b>	<b>278.66</b>
<b>Receipts:</b>												
Recoveries:												
Rent	15.52	16.50	0.02	-	-	-	-	-	0.01	-	15.55	16.50
Electricity Charges	14.90	18.78	0.02	-	-	-	-	-	-	-	14.92	18.78
Water Charges	0.39	0.52	-	-	-	-	-	-	-	-	0.39	0.52
Grant-in-aid	-	-	-	-	-	-	5.26	5.79	-	-	5.26	5.79
Bus Receipts	-	-	-	-	1.56	1.73	-	-	-	-	1.56	1.73
Misc. Receipts	7.37	1.09	0.12	0.04	-	-	-	-	0.08	-	7.56	1.13
<b>Total</b>	<b>38.17</b>	<b>36.89</b>	<b>0.16</b>	<b>0.04</b>	<b>1.56</b>	<b>1.73</b>	<b>5.26</b>	<b>5.79</b>	<b>0.08</b>	<b>-</b>	<b>45.23</b>	<b>44.45</b>
<b>Net Expenditure</b>	<b>247.88</b>	<b>191.73</b>	<b>4.16</b>	<b>3.28</b>	<b>26.22</b>	<b>23.15</b>	<b>13.84</b>	<b>11.26</b>	<b>5.01</b>	<b>4.79</b>	<b>297.10</b>	<b>234.21</b>

**Note:** Expenditure on Medical facilities over and above those which are statutorily required to be maintained is not ascertainable and hence not included in this account