



# GKB Ophthalmics Ltd.

16-A, Tivim Industrial Estate, Mapusa, Goa 403 526 (INDIA)  
CIN.: L26109GA1981PLC000469

Tel. : (91 832) 6714444  
E-mail : gkbophthalmics@gkb.net  
Website : www.gkb.net

May 30, 2024

Department of Corporate Services  
BSE Limited  
Phiroze Jeejubhoy Towers, Dalal Street  
Mumbai - 400 001

Dear Sir,

Ref : Scrip Code No. : 533212

**Sub: Outcome of Board Meeting of GKB Ophthalmics Limited held on May 30, 2024.**

The meeting of the Board of Directors of the Company was held on May 30, 2024, which approved and took on record the Audited Standalone and Consolidated Financial Results of the Company for the quarter and year ended March 31, 2024.

Pursuant to Regulation 33 (3) (d) of SEBI (Listing Obligations and Disclosure Requirements) Regulations, 2015, enclosed please find the following:

1. Standalone Financial Results for the quarter and year ended March 31, 2024, together with Auditors' Report.
2. Consolidated Financial Results for the quarter and year ended March 31, 2024, together with Auditors' Report.
3. A declaration from CFO with respect to Audit Report with unmodified opinion for the financial year ended March 31, 2024, in terms of SEBI Circular no. CIR/CFD/CMD/56/2016 dated May 27, 2016.

The above Audited Financial Results and Auditors' Reports' are available on the Company's website [www.gkb.net](http://www.gkb.net) and on the BSE website [www.bseindia.com](http://www.bseindia.com)

The Board of Directors has decided:-

4. To pass over the dividend for the year 2023-24.
5. To hold the Annual General Meeting of the Company on Tuesday, August 20, 2024 at 11:00 A.M., through Video Conferencing ("VC") or Other Audio Visual Means ("OAVM") in accordance with the relevant Circulars issued by the Ministry of Corporate Affairs and Securities and Exchange Board of India.
6. To close the Share Transfer Books and the Register of Members of the Company from Wednesday, August 14, 2024 to Tuesday, August 20, 2024 (both days inclusive).
7. To re-appoint RRK & Co, Chartered Accountants as Internal Auditors of the Company for the Financial Year 2024-25.
8. To re-appoint CS Girija G. Nagvekar, Practising Company Secretary as Secretarial Auditor for the financial year 2024 -25.

The detailed disclosures as required under Regulation 30 of SEBI (LODR) Regulations, 2015 and the SEBI Circular dated 13.07.2023 (as amended) is enclosed as Annexure "A".





# GKB Ophthalmics Ltd.

16-A, Tivim Industrial Estate, Mapusa, Goa 403 526 (INDIA)  
CIN.: L26109GA1981PLC000469

Tel. : (91 832) 6714444  
E-mail : gkbophthalmics@gkb.net  
Website : www.gkb.net

: 2 :

9. Based on the recommendation of the Nomination and Remuneration Committee, the Board of Directors has appointed Mr. Cedric Lobo (DIN: 09124746) as an Additional Director (Executive and Non Independent) on the Board of the Company w.e.f. June 01, 2024, to hold office till the conclusion of the forthcoming Annual General Meeting and subject to the approval of the members in the Annual General Meeting, for appointment as a Whole Time Director designated as “ Executive Director” to hold office for a period of two consecutive years till May 31, 2026.

Mr. Cedric Lobo is not related to any of the Directors of the Company. Further, in accordance with the circular dated June 20, 2018 issued by the stock exchanges, we hereby confirm that Mr. Cedric Lobo is not debarred from holding the office of Director by virtue of any SEBI order or any other such authority.

10. Based on the recommendation of the Nomination and Remuneration Committee, the Board of Directors has appointed Mr. Ninad G. Kamat (DIN: 09611972) as an Additional Director (Non Executive & Independent) on the Board of the Company w.e.f. June 01, 2024, to hold office till the conclusion of the forthcoming Annual General Meeting and subject to the approval of the members in the Annual General Meeting, for appointment as an Independent Director to hold office for a term upto five consecutive years till May 31, 2029.

Mr. Ninad G. Kamat is not related to any of the Directors of the Company. Further, in accordance with the circular dated June 20, 2018 issued by the stock exchanges, we hereby confirm that Mr. Ninad G. Kamat is not debarred from holding the office of Director by virtue of any SEBI order or any other such authority.

The required information as per the SEBI Circular SEBI/HO/CFD/CFD-PoD-1/P/CIR/2023/123 dated July 13, 2023 is enclosed as Annexure “B”.

11. Re-constituted the Audit Committee and Stakeholders’ Relationship Committee with effect from June 01, 2024, as under:

a) Audit Committee

| NAME OF THE MEMBER        | CATEGORY OF DIRECTORSHIP    | POSITION IN COMMITTEE |
|---------------------------|-----------------------------|-----------------------|
| Mr. Purushottam S. Mantri | Independent & Non-Executive | Chairman              |
| Mrs. Shashi Katreddi      | Independent & Non-Executive | Member                |
| Mr. Ninad G. Kamat        | Independent & Non-Executive | Member                |
| Mr. Cedric Lobo           | Non Independent & Executive | Member                |





# GKB Ophthalmics Ltd.

16-A, Tivim Industrial Estate, Mapusa, Goa 403 526 (INDIA)  
CIN.: L26109GA1981PLC000469

Tel. : (91 832) 6714444  
E-mail : gkbophthalmics@gkb.net  
Website : www.gkb.net

: 3 :

## b) Stakeholders' Relationship Committee

| NAME OF THE MEMBER        | CATEGORY OF DIRECTORSHIP        | POSITION IN THE COMMITTEE |
|---------------------------|---------------------------------|---------------------------|
| Mrs. Shashi Katreddi      | Independent & Non-Executive     | Chairperson               |
| Mr. Purushottam S. Mantri | Independent & Non-Executive     | Member                    |
| Mr. Vikram Gupta          | Non Independent & Non-Executive | Member                    |
| Mrs. Sandhya Kamat        | Independent & Non-Executive     | Member                    |

12. The Board discussed on the accounting policy for glass moulds used in the manufacturing process for the manufacture of plastic lenses. Given that the manufacturing process and actual consumption pattern of the glass moulds has stabilised it was felt that the current policy of treating the glass moulds as Property, Plant and Equipment (PPE) and depreciating over an estimated useful life does not adequately reflect the actual nature and utilisation pattern of the glass moulds in the manufacturing process and the resultant charge in the Statement of Profit of Loss. After due discussion and deliberation and on the recommendation of the Board, the Company has decided to change the accounting policy from April 1, 2024 to treat glass moulds as inventory and charge only the actual utilisation of the glass moulds in the manufacturing process which would result in an adequate charge to consumption in the Statement of Profit of Loss.

The Board of Directors' Meeting started at 4:45 P.M. and ended at 6:55 P.M., on the same day.

Kindly take the information on record.

Thanking you,

Yours faithfully,  
For GKB Ophthalmics Ltd.

Pooja Bicholkar  
Company Secretary





# GKB Ophthalmics Ltd.

16-A, Tivim Industrial Estate, Mapusa, Goa 403 526 (INDIA)  
CIN.: L26109GA1981PLC000469

Tel. : (91 832) 6714444  
E-mail : gkbophthalmics@gkb.net  
Website : www.gkb.net

## Annexure "A"

Disclosure under Regulation 30 of SEBI (LODR) Regulations, 2015, and the SEBI Circular dated 13.07.2023(as amended) are as under:

### Appointment:

| Sr. No. | Particulars  | Details  |  |
|---------|--|--|--|
| 1.      | Name   | RRK & Co.,Chartered Accountants (Internal Auditor)   | CS Girija G. Nagvekar, Practising Company Secretary (Secretarial Auditor)  |
| 2       | Reason for change viz. Appointment   | Re-appointment of RRK & Co.,Chartered Accountants as Internal Auditor of the Company for the financial year 2024-25.   | Re-appointment of CS Girija G. Nagvekar, Practising Company Secretary as Secretarial Auditor of the Company for the financial year 2024-25.                    |
| 3.      | Date of appointment/Re-appointment/cessation (as applicable)                         | Re-appointed on 30 <sup>th</sup> May, 2024 for Financial Year 2024-25  | Re-appointed on 30 <sup>th</sup> May, 2024 for Financial Year 2024-25  |
| 4       | Brief Profile (In case of appointment/Re-appointment)                                | Rohit Kalbhairav and Vishal Sutar, Partners of RRK & Co., are fellow members of Institute of Chartered Accountants of India. CA Rohit Kalbhairav is having expertise in the areas of external and internal audits of listed and unlisted Companies. CA Vishal Sutar has expertise in the area of Bank Audit. | CS Girija G. Nagvekar, Practising Company Secretary has extensive experience of over 12 years in the field of Corporate Secretarial, Securities Laws and FEMA, |
| 5       | Disclosure of relationship between directors ( In case of appointment of a Director) | None   | None   |





# GKB Ophthalmics Ltd.

16-A, Tivim Industrial Estate, Mapusa, Goa 403 526 (INDIA)  
CIN.: L26109GA1981PLC000469

Tel. : (91 832) 6714444  
E-mail : gkbophthalmics@gkb.net  
Website : www.gkb.net

## Annexure ' B'

**Information with respect to the appointment of Mr. Cedric Lobo (DIN: 09124746) as a Director (Executive & Non Independent) and the appointment of Mr. Ninad G. Kamat (DIN: 09611972) as a Director ( Non Executive & Independent) on the Board of the Company.**

| Sr. No. | Particulars   | Mr. Cedric Lobo   | Mr. Ninad G. Kamat   |
|---------|---|---|--|
| 1.      | Reason for change viz. appointment, resignation, removal, death or otherwise; | Appointment of Mr. Cedric Lobo (DIN: 09124746) as an Additional Director (Executive & Non Independent) .  | Appointment of Mr. Ninad G. Kamat (DIN: 09611972) as an Additional Director (Non Executive & Independent).   |
| 2.      | Date of appointment/cessation (as applicable) & term of appointment;          | Appointment is w.e.f. June 01, 2024, for a period of two years subject to the approval of shareholders of the Company in the forthcoming Annual General Meeting.  | Appointment is w.e.f. June 01, 2024, for a period of five years subject to the approval of shareholders of the Company in the forthcoming Annual General Meeting.  |
| 3.      | Brief profile (in case of appointment);                                       | <p>Mr. Cedric Lobo is a Bachelor in Science in Chemistry, from the University of Bombay. Besides, he also has a Post Graduate Diploma in Human Resources and has been effectively handling the Human Resource function in the Company for the last 30 years. Mr. Cedric Lobo has been serving the Company as Senior Manager- HR &amp; Administration, assigned with the crucial role of acquiring the right talent essential to achieve the organizational goals. His prime responsibilities include identifying high-potential employees for implementing succession planning, Compliance of laws related to employment, labour, factories and the environment and promoting positive and respectful work culture in the Company. Mr. Cedric Lobo having been designated as the "Manager" of Factories, has been in charge of the day to day operations of the Company's factories for the past several years. Prior to his tenure in the Company, Mr. Cedric Lobo has served as a Manager – Admin in a manufacturing company for 9 years.</p> | <p>Mr. Ninad G. Kamat completed his Law Degree from Bombay University in 1997 and thereafter, completed Internship of one year from 1997-98 in Panaji. In 1998, he was enrolled as an Advocate by the Bar Council of Maharashtra &amp; Goa, and worked as a Junior Advocate with Adv. Suresh D. Lotlikar, Panjim, Goa and from the year 2000, he started his independent practice as an Advocate. He is a Trustee of the following:</p> <ol style="list-style-type: none"><li>1. "Justice G. D. Kamat Charitable Trust"</li><li>2. "Goa Vintage &amp; Classic Vehicles club".</li></ol> <p>Mr. Ninad G. Kamat has over two decades of experience in handling legal matters in various Courts and before various Authorities.</p> |





# GKB Ophthalmics Ltd.

16-A, Tivim Industrial Estate, Mapusa, Goa 403 526 (INDIA)  
CIN.: L26109GA1981PLC000469

Tel. : (91 832) 6714444  
E-mail : gkbophthalmics@gkb.net  
Website : www.gkb.net

|    |   |   |  |
|----|---|---|--|
| 4. | Disclosure of relationships between directors (in case of appointment of a director). | Mr. Cedric Lobo is not related to any Director(s) of the Company. | Mr. Ninad G. Kamat is not related to any Director(s) of the Company. |
|----|---|---|--|



**Independent Auditor's Report on Standalone Audited Annual Financial Results of GKB Ophthalmics Limited pursuant to the Regulation 33 of the SEBI (Listing Obligations and Disclosure Requirements) Regulations 2015, as amended.**

To the Board of Directors of GKB Ophthalmics Limited

**Report on the Audit of Standalone Financial Results**

**Opinion**

We have audited the accompanying statement of standalone annual financial results of **GKB Ophthalmics Limited** (hereinafter referred to as 'the Company') for the year ended March 31, 2024 ('the Statement'), attached herewith, being submitted by the Company pursuant to the requirement of Regulation 33 of the SEBI (Listing Obligations and Disclosure Requirements) Regulations, 2015, as amended ('Listing Regulations').

In our opinion and to the best of our information and according to the explanations given to us, the aforesaid Statement:

- (i) is presented in accordance with the requirements of the Listing Regulations in this regard; and
- (ii) gives a true and fair view, in conformity with the recognition and measurement principles laid down in the applicable accounting standards prescribed under Section 133 of the Companies Act, 2013 ("the Act"), read with Companies (Indian Accounting Standards) Rules, 2015, as amended, and other accounting principles generally accepted in India, of the net loss, and other comprehensive income and other financial information of the Company for the year ended March 31, 2024.

**Basis for Opinion**

We conducted our audit in accordance with the Standards on Auditing ('SAs') specified under section 143(10) of the Act. Our responsibilities under those SAs are further described in the Auditor's Responsibilities for the Audit of the standalone financial results section of our report. We are independent of the Company in accordance with the Code of Ethics issued by the Institute of Chartered Accountants of India together with the ethical requirements that are relevant to our audit of the standalone financial statements under the provisions of the Act and the Rules thereunder, and we have fulfilled our other ethical responsibilities in accordance with these requirements and the Code of Ethics.

We believe that the audit evidence obtained by us is sufficient and appropriate to provide a basis for our opinion.

**Management and Board of Directors' Responsibilities for the Standalone Financial Results**

This Statement, which is the responsibility of the Company's Management and approved by the Board of Directors, has been prepared on the basis of the standalone annual financial statements. The Company's Board of Directors are responsible for the preparation and presentation of this Statement that gives a true and fair view of the net loss, and other comprehensive loss and other financial information in accordance with the recognition and measurement principles laid down in accordance with the Indian Accounting Standards prescribed under Section 133 of the Act read with Companies (Indian Accounting Standards) Rules, 2015, as amended, issued thereunder and other accounting principles generally accepted in India



and is in compliance with the Listing Regulations. This responsibility also includes maintenance of adequate accounting records in accordance with the provisions of the Act for safeguarding of the assets of the Company and for preventing and detecting frauds and other irregularities; selection and application of appropriate accounting policies; making judgments and estimates that are reasonable and prudent; and the design, implementation and maintenance of adequate internal financial controls, that were operating effectively for ensuring accuracy and completeness of the accounting records, relevant to the preparation and presentation of the Statement that give a true and fair view and are free from material misstatement, whether due to fraud or error.

In preparing the Statement, the Board of Directors of the Company are responsible for assessing the ability of the Company to continue as a going concern, disclosing, as applicable, matters related to going concern and using the going concern basis of accounting unless the Board of Directors either intends to liquidate the Company or to cease operations, or has no realistic alternative but to do so.

The Board of Directors are responsible for overseeing the financial reporting process of the Company.

### **Auditor's Responsibilities for the Audit of the Standalone Financial Results**

Our objectives are to obtain reasonable assurance about whether the Statement as a whole is free from material misstatement, whether due to fraud or error, and to issue an auditor's report that includes our opinion. Reasonable assurance is a high level of assurance, but is not a guarantee that an audit conducted in accordance with SAs will always detect a material misstatement when it exists. Misstatements can arise from fraud or error and are considered material if, individually or in the aggregate, they could reasonably be expected to influence the economic decisions of users taken on the basis of these Statement.

As part of an audit in accordance with SAs, we exercise professional judgment and maintain professional skepticism throughout the audit. We also:

- Identify and assess the risks of material misstatement of the Statement, whether due to fraud or error, design and perform audit procedures responsive to those risks, and obtain audit evidence that is sufficient and appropriate to provide a basis for our opinion. The risk of not detecting a material misstatement resulting from fraud is higher than for one resulting from error, as fraud may involve collusion, forgery, intentional omissions, misrepresentations, or the override of internal controls.
- Obtain an understanding of internal control relevant to the audit in order to design audit procedures that are appropriate in the circumstances. Under Section 143(3) (i) of the Act, we are also responsible for expressing our opinion on whether the Company has adequate internal financial controls with reference to standalone financial statements in place and the operating effectiveness of such controls.
- Evaluate the appropriateness of accounting policies used and the reasonableness of accounting estimates and related disclosures made by the Board of Directors.
- Conclude on the appropriateness of the Board of Directors use of the going concern basis of accounting and, based on the audit evidence obtained, whether a material uncertainty exists related to events or conditions that may cast significant doubt on the ability of the Company to continue as a going concern. If we conclude that a material uncertainty exists, we are required to draw attention in our auditor's report to the related disclosures in the Statement or, if such disclosures are inadequate, to modify our opinion. Our conclusions are based on the audit evidence obtained up to the date of our auditor's report. However, future events or conditions may cause the Company to cease to continue as a going concern.





# MSKA & Associates

Chartered Accountants

- Evaluate the overall presentation, structure and content of the Statement, including the disclosures, and whether the Statement represent the underlying transactions and events in a manner that achieves fair presentation.

We communicate with those charged with governance of the Company of which we are the independent auditors regarding, among other matters, the planned scope and timing of the audit and significant audit findings, including any significant deficiencies in internal control that we identify during our audit.

We also provide those charged with governance with a statement that we have complied with relevant ethical requirements regarding independence, and to communicate with them all relationships and other matters that may reasonably be thought to bear on our independence, and where applicable, related safeguards.

## Other Matters

1. The Statement includes the results for the quarter ended March 31, 2024 being the balancing figure between the audited figures in respect of the full financial year and the published unaudited year to date figures up to the third quarter of the current financial year prepared in accordance with the recognition and measurement principles laid down in Indian Accounting Standard 34 "Interim Financial Reporting" which were subject to limited review by us.

Our opinion is not modified in respect of the above matter.

For M S K A & Associates  
Chartered Accountants  
ICAI Firm Registration No.105047W



**Abhay M. Fadte**  
Partner

Membership No. :- 049939  
UDIN: 24049939BKFFZX8968



Place: Mapusa, Goa  
Date: May 30, 2024



## GKB Ophthalmics Limited

CIN : L26109GA1981PLC000469

Regd. Office: 16-A, Tivim Industrial Estate, Mapusa Goa. 403 526

Tel No. (0832) 2257253 / 6714444, Fax No. (0832) 2257044 E-mail: gkbophthalmics@gkb.net

Website: www.gkb.net

## Statement of Audited Standalone Financial Results for the Quarter and Year ended March 31, 2024

(Rs. In Lakhs except earnings per share data)

| Particulars  | Quarter ended   |                |                 | Year Ended      |                 |
|--|-----------------|----------------|-----------------|-----------------|-----------------|
|  | Mar 31, 2024    | Dec 31, 2023   | Mar 31, 2023    | Mar 31, 2024    | Mar 31, 2023    |
|  | (Refer Note 6)  | (Unaudited)    | (Refer Note 6)  | (Audited)       | (Audited)       |
| <b>Income:</b>   |                 |                |                 |                 |                 |
| 1 Revenue from operations  | 735.66          | 684.30         | 646.72          | 3,118.05        | 2,772.93        |
| 2 Other income   | 19.51           | 171.99         | 26.07           | 207.74          | 209.08          |
| 3 <b>Total income (1+2)</b>  | <b>755.17</b>   | <b>856.29</b>  | <b>672.79</b>   | <b>3,325.79</b> | <b>2,982.01</b> |
| <b>Expenses:</b>   |                 |                |                 |                 |                 |
| a) Cost of materials consumed (refer note 7)   | 335.33          | 348.02         | 254.84          | 1,639.74        | 1,360.17        |
| b) Purchases of stock -in-trade  | 2.94            | 1.47           | -               | 6.39            | -               |
| c) Changes in inventories of finished goods and work-in-progress                         | 44.19           | 49.11          | 25.91           | 25.54           | 7.11            |
| d) Employee benefits expense   | 265.90          | 239.19         | 184.84          | 921.67          | 745.35          |
| e) Finance costs   | 48.22           | 36.23          | 39.72           | 159.33          | 149.66          |
| f) Depreciation and amortisation expense (refer note 7)                                  | 64.03           | 65.60          | 155.09          | 258.60          | 253.65          |
| g) Other expenses  | 128.03          | 147.56         | 232.40          | 652.14          | 769.86          |
| <b>Total expenses</b>  | <b>888.64</b>   | <b>887.18</b>  | <b>892.80</b>   | <b>3,663.41</b> | <b>3,285.80</b> |
| 5 <b>Profit / (Loss) before tax (3-4)</b>  | <b>(133.47)</b> | <b>(30.89)</b> | <b>(220.01)</b> | <b>(337.62)</b> | <b>(303.79)</b> |
| 6 Tax expenses   |                 |                |                 |                 |                 |
| a) Current Tax   | -               | -              | -               | -               | -               |
| b) Deferred Tax  | 3.86            | 0.05           | (8.51)          | 4.02            | (15.67)         |
| 7 <b>Profit / (Loss) for the period / year (5-6)</b>                                     | <b>(137.33)</b> | <b>(30.94)</b> | <b>(211.50)</b> | <b>(341.64)</b> | <b>(288.12)</b> |
| 8 <b>Other comprehensive income:</b>   |                 |                |                 |                 |                 |
| Items that will not be reclassified to profit or loss                                    |                 |                |                 |                 |                 |
| Remeasurement of net defined benefit liability   | (14.83)         | (0.20)         | 4.91            | (15.45)         | (0.83)          |
| Income tax effect  | 3.86            | 0.05           | (1.27)          | 4.02            | 0.22            |
| <b>Other comprehensive Income / (loss) for the period / year</b>                         | <b>(10.97)</b>  | <b>(0.15)</b>  | <b>3.64</b>     | <b>(11.43)</b>  | <b>(0.61)</b>   |
| 9 <b>Total Comprehensive income / (loss) for the period / year (7+8)</b>                 | <b>(148.30)</b> | <b>(31.09)</b> | <b>(207.86)</b> | <b>(353.07)</b> | <b>(288.73)</b> |
| 10 <b>Paid-up equity share capital (face value of share - Rs. 10 each fully paid up)</b> | <b>504.06</b>   | <b>504.06</b>  | <b>504.06</b>   | <b>504.06</b>   | <b>504.06</b>   |
| 11 <b>Reserves excluding revaluation reserve</b>   |                 |                |                 | <b>1,894.51</b> | <b>2,247.58</b> |
| 12 <b>Earnings Per Share (face value of Rs. 10 each)</b>                                 |                 |                |                 |                 |                 |
| (a) Basic (in Rs.)   | (2.73)          | (0.61)         | (4.20)          | (6.78)          | (5.72)          |
| (b) Diluted (in Rs.)   | (2.73)          | (0.61)         | (4.20)          | (6.78)          | (5.72)          |
| * Not Annualised   | *               | *              | *               |                 |                 |

See accompanying notes





Notes:

1 Standalone Statement of Assets and Liabilities

(Rs. in Lakhs)

| Particulars  | As at Mar 31, 2024<br>(Audited) | As at Mar 31, 2023<br>(Audited) |
|--|---------------------------------|---------------------------------|
| <b>ASSETS</b>  |                                 |                                 |
| <b>Non-current assets</b>  |                                 |                                 |
| Property, plant and equipment  | 1,589.29                        | 1,728.09                        |
| Capital work-in-progress   | 378.30                          | 382.23                          |
| Other intangible assets  | 0.10                            | 0.22                            |
| <b>Financial assets</b>  |                                 |                                 |
| (i) Investments  | 1,189.55                        | 1,189.55                        |
| (ii) Other Financial assets  | 0.73                            | 7.23                            |
| Non current tax assets ( net )   | 25.88                           | 25.00                           |
| Other non-current assets   | 230.09                          | 239.92                          |
| <b>Total Non-current assets</b>  | <b>3,413.94</b>                 | <b>3,572.24</b>                 |
| <b>Current Assets</b>  |                                 |                                 |
| Inventories  | 468.82                          | 606.03                          |
| <b>Financial Assets</b>  |                                 |                                 |
| (i) Investments  | 0.08                            | 0.07                            |
| (ii) Trade Receivables   | 686.13                          | 487.71                          |
| (iii) Cash and cash equivalent   | 7.26                            | 7.29                            |
| (iv) Bank balances other than Cash and cash equivalent                                 | 62.84                           | 34.02                           |
| (vi) Other financial assets  | 156.07                          | 171.51                          |
| Other current assets   | 44.35                           | 36.02                           |
| <b>Total current assets</b>  | <b>1,425.55</b>                 | <b>1,342.65</b>                 |
| <b>TOTAL ASSETS</b>  | <b>4,839.49</b>                 | <b>4,914.89</b>                 |
| <b>EQUITY AND LIABILITIES</b>  |                                 |                                 |
| <b>EQUITY</b>  |                                 |                                 |
| Equity share capital   | 504.06                          | 504.06                          |
| Other equity   | 1,894.51                        | 2,247.58                        |
| <b>Total Equity</b>  | <b>2,398.57</b>                 | <b>2,751.64</b>                 |
| <b>LIABILITIES</b>   |                                 |                                 |
| <b>Non - Current liabilities</b>   |                                 |                                 |
| <b>Financial liabilities</b>   |                                 |                                 |
| (i) Borrowings   | 64.38                           | 117.04                          |
| (ii) Other financial liabilities   | 94.88                           | 97.18                           |
| Provisions   | 230.75                          | 191.35                          |
| <b>Total Non- Current liabilities</b>  | <b>390.01</b>                   | <b>405.57</b>                   |
| <b>Current liabilities</b>   |                                 |                                 |
| <b>Financial liabilities</b>   |                                 |                                 |
| (i) Borrowings   | 1,043.55                        | 1,004.56                        |
| (ii) Trade Payables  |                                 |                                 |
| Total outstanding dues of micro enterprises and small enterprises                      | 95.06                           | 18.68                           |
| Total outstanding dues of creditors other than micro enterprises and small enterprises | 628.03                          | 502.78                          |
| (iii) Other financial liabilities  | 162.17                          | 152.12                          |
| Other current liabilities  | 68.84                           | 36.98                           |
| Provisions   | 53.26                           | 42.56                           |
| <b>Total Current liabilities</b>   | <b>2,050.91</b>                 | <b>1,757.68</b>                 |
| <b>TOTAL EQUITY AND LIABILITIES</b>  | <b>4,839.49</b>                 | <b>4,914.89</b>                 |







2 Standalone Statement of Cash Flows

(Rs. in Lakhs)

|          | Particulars   | Year Ended                | Year Ended                |
|----------|---|---------------------------|---------------------------|
|          |   | Mar 31, 2024<br>(Audited) | Mar 31, 2023<br>(Audited) |
| <b>A</b> | <b>Cash flow from operating activities</b>                                  |                           |                           |
|          | (Loss) before tax   | (337.62)                  | (303.79)                  |
|          | Adjustments for:  |                           |                           |
|          | Depreciation and amortization expense                                       | 258.60                    | 253.65                    |
|          | Notional lease rental income  | (5.39)                    | -                         |
|          | Finance costs   | 159.33                    | 149.66                    |
|          | Provision for / (Reversal of) Doubtful / Bad Debts (net)                    | (1.75)                    | 4.96                      |
|          | Unrealised exchange loss / (gain) (net)                                     | 3.31                      | -                         |
|          | Dividend income   | (167.04)                  | (164.07)                  |
|          | Interest income   | (3.80)                    | (4.48)                    |
|          | Liabilities written back  | (15.74)                   | -                         |
|          | (Gain)/ loss on sale of property, plant and equipment (net)                 | (4.48)                    | (5.67)                    |
|          | <b>Operating Profit/ (Loss) before working capital changes</b>              | <b>(114.58)</b>           | <b>(69.74)</b>            |
|          | <b>Changes in working capital</b>   |                           |                           |
|          | Decrease/ (Increase) in inventories   | 137.21                    | (71.24)                   |
|          | Decrease/ (Increase) in trade receivables                                   | (196.36)                  | 107.38                    |
|          | Decrease/ (Increase) in financial assets                                    | 4.89                      | 13.84                     |
|          | Decrease/ (Increase) in Non current assets                                  | 9.83                      | 44.62                     |
|          | Decrease/ (Increase) in current assets                                      | (8.33)                    | (4.97)                    |
|          | (Decrease)/ Increase in trade payables                                      | 215.37                    | (76.54)                   |
|          | (Decrease)/ Increase in financial liabilities                               | 22.69                     | (3.66)                    |
|          | (Decrease)/ Increase in provisions  | 34.65                     | 19.85                     |
|          | (Decrease)/ increase in other current liabilities                           | 31.84                     | (70.29)                   |
|          | <b>Cash generated from / ( Used in ) operations</b>                         | <b>137.21</b>             | <b>(110.75)</b>           |
|          | Income tax (paid) / refund (net)  | (0.88)                    | (3.74)                    |
|          | <b>Net cash flows from / ( Used in ) operating activities (A)</b>           | <b>136.33</b>             | <b>(114.49)</b>           |
| <b>B</b> | <b>Cash flow from Investing activities</b>                                  |                           |                           |
|          | Payment for purchase of property, plant and equipment and intangible assets | (125.03)                  | (81.35)                   |
|          | Proceeds from sale / disposal of property, plant and equipment              | 5.00                      | 220.01                    |
|          | Net proceeds from / (amount deposited into) fixed deposits                  | (28.82)                   | 24.34                     |
|          | Interest received   | 1.02                      | 2.68                      |
|          | Dividend received   | 185.26                    | 74.04                     |
|          | <b>Net cash flow from / ( Used in ) investing activities (B)</b>            | <b>37.43</b>              | <b>239.72</b>             |
| <b>C</b> | <b>Cash flow from Financing activities</b>                                  |                           |                           |
|          | Proceeds from / (Repayment of) short term borrowings (net)                  | 34.17                     | 2.60                      |
|          | Repayment of long term borrowings   | (47.84)                   | (56.46)                   |
|          | Interest paid   | (160.12)                  | (148.87)                  |
|          | Dividend Paid   | -                         | (0.13)                    |
|          | <b>Net cash flow from / ( Used in ) financing activities (C)</b>            | <b>(173.79)</b>           | <b>(202.86)</b>           |
|          | Net increase / (decrease) in cash and cash equivalents (A+B+C)              | (0.03)                    | (77.63)                   |
|          | Cash and cash equivalents at the beginning of the year                      | 7.29                      | 84.92                     |
|          | <b>Cash and cash equivalents at the end of the year</b>                     | <b>7.26</b>               | <b>7.29</b>               |
|          | <b>Cash and cash equivalents comprise</b>                                   |                           |                           |
|          | Balances with banks   |                           |                           |
|          | On current accounts   | 7.24                      | 7.25                      |
|          | Cash on hand  | 0.02                      | 0.04                      |
|          | <b>Total cash and bank balances at end of the year</b>                      | <b>7.26</b>               | <b>7.29</b>               |



**GKB Ophthalmics Limited**  
**CIN : L26109GA1981PLC000469**

3 The above standalone financial results have been reviewed by the Audit Committee and approved by the Board of Directors at their respective meetings held on May 30, 2024.

4 The utilisation / status of funds raised from preferential issue is as follows :-

| Particulars  | As at March 31, 2024<br>(Rs. In lakhs) | As at March 31, 2023<br>(Rs. In lakhs) |
|--|--|--|
| Towards funding growth plans - organic and inorganic   | 1,170.00                               | 1,170.00                               |
| Towards scaling up of operations, long term capital requirements and other general corporate purpose | 335.05                                 | 335.05                                 |
| Total funds utilised (A)   | 1,505.05                               | 1,505.05                               |
| Unutilised amount lying in Escrow account (B)  | 7.22                                   | 7.22                                   |
| Total funds raised (A + B)   | 1,512.27                               | 1,512.27                               |

5 The Company operates in one primary segment only, i.e. Ophthalmics Lenses and therefore Ind AS 108 - Operating Segment is not applicable.

6 The figures for the quarter ended March 31, 2024 and March 31, 2023 are balancing figures between the audited figures in respect of the full financial year and the published unaudited year to date figures upto the third quarter of the respective financial years.

7 Board of Directors of the Company in its meeting held on August 12, 2022, had changed the accounting policy from April 1, 2022, by treating glass moulds as part of the inventory which were earlier treated as Property, Plant and Equipment (PPE) and depreciated over its estimated useful life. However, Board of Directors of the Company had reviewed the change in the aforementioned accounting policy as at the year ended March 31, 2023 and concluded that the glass moulds were to be reinstated as PPE in line with the policy followed in the year ended March 31, 2022. The impact due to this change was reflected in the 'Depreciation and amortisation expense' for the quarter ended March 31, 2023 which had increased by Rs. 96.10 lakhs and 'Cost of materials consumed' had decreased by Rs. 24.85 lakhs. The above change had no impact on the amounts reported for the year ended March 31, 2023.


For and on behalf of the Board of Directors  
of GKB Ophthalmics Limited



  
K. G. Gupta  
Managing Director  
DIN : 00051863

Place : Mapusa - Goa

Date : May 30, 2024



**Independent Auditor's Report on Consolidated Audited Annual Financial Results of GKB Ophthalmics Limited pursuant to the Regulation 33 of the SEBI (Listing Obligations and Disclosure Requirements) Regulations 2015, as amended.**

To the Board of Directors of GKB Ophthalmics Limited

Report on the Audit of Consolidated Financial Results

**Opinion**

We have audited the accompanying Statement of Consolidated annual financial results of **GKB Ophthalmics Limited** (hereinafter referred to as the 'Holding Company') and its subsidiaries (Holding Company and its subsidiaries together referred to as "the Group") and its associate for the year ended March 31, 2024 ('the Statement') attached herewith, being submitted by the Holding Company pursuant to the requirement of Regulation 33 of the SEBI (Listing Obligations and Disclosure Requirements) Regulations, 2015, as amended ('Listing Regulations').

In our opinion and to the best of our information and according to the explanations given to us and based on the consideration of reports of other auditors on separate audited financial information of the subsidiaries, the aforesaid Statement:

(i) includes the annual financial results of Holding Company and the following entities

| Sr. No | Name of the Entity   | Relationship with the Holding Company |
|--------|--|---------------------------------------|
| 1      | GSV Ophthalmics Private Limited  | Subsidiary                            |
| 2      | GKB Ophthalmics Products [FZE]   | Wholly owned subsidiary               |
|        | <b>(including its following Subsidiaries and Associate)</b><br>a. Lensco - The lens company (Subsidiary)<br>b. Prescription Optical Products LLC (Subsidiary)<br>c. GKB Vision FZC (Associate) - 49% holding |                                       |

(ii) is presented in accordance with the requirements of the Listing Regulations in this regard; and

(iii) gives a true and fair view in conformity with the recognition and measurement principles laid down in the applicable accounting standards prescribed under Section 133 of the Companies Act, 2013 ("the Act"), read with Companies (Indian Accounting Standards) Rules, 2015, as amended, and other accounting principles generally accepted in India, of the net loss, and other comprehensive loss and other financial information of the Group and its associate for the year ended March 31, 2024.

**Basis for Opinion**

We conducted our audit in accordance with the Standards on Auditing ('SAs') specified under section 143(10) of the Act. Our responsibilities under those SAs are further described in the Auditor's Responsibilities for the Audit of the Consolidated Financial Results section of our report. We are independent of the Group and of its associate in accordance with the Code of Ethics issued by the Institute of Chartered Accountants of India together with the ethical requirements that are relevant to our audit of the consolidated financial statements under the provisions of the Act and the Rules thereunder, and we have fulfilled our other ethical responsibilities in accordance with these requirements and the Code of Ethics.

We believe that the audit evidence obtained by us and other auditor(s) in terms of their reports referred to in "Other Matter(s)" paragraph below, is sufficient and appropriate to provide a basis for our opinion.



## Management and Board of Directors' Responsibilities for the Consolidated Financial Results

This Statement, which is the responsibility of the Holding Company's Management and approved by the Holding Company's Board of Directors, has been prepared on the basis of the consolidated annual financial statements. The Holding Company's Board of Directors are responsible for the preparation and presentation of this Statement that gives a true and fair view of the net loss, and other comprehensive loss and other financial information of the Group including its associate in accordance with the recognition and measurement principles laid down in accordance with the applicable Accounting Standards prescribed under Section 133 of the Act read with Companies (Indian Accounting Standards) Rules, 2015, as amended and other accounting principles generally accepted in India and is in compliance with the Listing Regulations. The respective Board of Directors of the companies included in the Group and of its associate are responsible for maintenance of adequate accounting records in accordance with the provisions of the Act for safeguarding of the assets of the Group and of its associate and for preventing and detecting frauds and other irregularities; selection and application of appropriate accounting policies; making judgments and estimates that are reasonable and prudent; and the design, implementation and maintenance of adequate internal financial controls, that were operating effectively for ensuring accuracy and completeness of the accounting records, relevant to the preparation and presentation of the Statement that give a true and fair view and are free from material misstatement, whether due to fraud or error, which have been used for the purpose of preparation of the Statement by the Directors of the Holding Company, as aforesaid.

In preparing the Statement, the respective Board of Directors of the companies included in the Group and of its associate are responsible for assessing the ability of the Group and of its associate to continue as a going concern, disclosing, as applicable, matters related to going concern and using the going concern basis of accounting unless the respective Board of Directors either intends to liquidate the Group and its associate or to cease operations, or has no realistic alternative but to do so.

The respective Board of Directors of the companies included in the Group and of its associate are responsible for overseeing the financial reporting process of the Group and of its associate.

## Auditor's Responsibilities for the Audit of the Consolidated Financial Results

Our objectives are to obtain reasonable assurance about whether the Statement as a whole is free from material misstatement, whether due to fraud or error, and to issue an auditor's report that includes our opinion. Reasonable assurance is a high level of assurance, but is not a guarantee that an audit conducted in accordance with SAs will always detect a material misstatement when it exists. Misstatements can arise from fraud or error and are considered material if, individually or in the aggregate, they could reasonably be expected to influence the economic decisions of users taken on the basis of this Statement.

As part of an audit in accordance with SAs, we exercise professional judgment and maintain professional skepticism throughout the audit. We also:

- Identify and assess the risks of material misstatement of the Statement, whether due to fraud or error, design and perform audit procedures responsive to those risks, and obtain audit evidence that is sufficient and appropriate to provide a basis for our opinion. The risk of not detecting a material misstatement resulting from fraud is higher than for one resulting from error, as fraud may involve collusion, forgery, intentional omissions, misrepresentations, or the override of internal control.
- Obtain an understanding of internal control relevant to the audit in order to design audit procedures that are appropriate in the circumstances. Under Section 143(3) (i) of the Act, we are also responsible for expressing our opinion on whether the Holding Company has adequate internal financial controls with reference to consolidated financial statements in place and the operating effectiveness of such controls.
- Evaluate the appropriateness of accounting policies used and the reasonableness of accounting estimates and related disclosures made by the Board of Directors.



# MSKA & Associates

Chartered Accountants

- Conclude on the appropriateness of the Board of Directors use of the going concern basis of accounting and, based on the audit evidence obtained, whether a material uncertainty exists related to events or conditions that may cast significant doubt on the ability of the Group and of its associate to continue as a going concern. If we conclude that a material uncertainty exists, we are required to draw attention in our auditor's report to the related disclosures in the Statement or, if such disclosures are inadequate, to modify our opinion. Our conclusions are based on the audit evidence obtained up to the date of our auditor's report. However, future events or conditions may cause the Group and of its associate to cease to continue as a going concern.
- Evaluate the overall presentation, structure and content of the Statement, including the disclosures, and whether the Statement represent the underlying transactions and events in a manner that achieves fair presentation.
- Obtain sufficient appropriate audit evidence regarding the financial information of the entities within the Group and of its associate to express an opinion on the Statement. We are responsible for the direction, supervision and performance of the audit of financial information of such entities included in the Statement of which we are the independent auditors. For the other entities included in the Statement, which have been audited by other auditors, such other auditors remain responsible for the direction, supervision and performance of the audits carried out by them. We remain solely responsible for our audit opinion.

We communicate with those charged with governance of the Holding Company and such other entities included in the Statement of which we are the independent auditors regarding, among other matters, the planned scope and timing of the audit and significant audit findings, including any significant deficiencies in internal control that we identify during our audit.

We also provide those charged with governance with a statement that we have complied with relevant ethical requirements regarding independence, and to communicate with them all relationships and other matters that may reasonably be thought to bear on our independence, and where applicable, related safeguards.

We also performed procedures in accordance with the circular issued by SEBI under Regulation 33(8) of the Listing Regulations, to the extent applicable.

## Other Matters

1. The Statement includes the audited financial information of two subsidiaries and one step-down subsidiary, whose financial information reflect total assets of Rs.8,506.58 Lakhs as at March 31, 2024, total revenue of Rs. 6,029.10 Lakhs, total net loss after tax of Rs. 209.76 Lakhs, and total comprehensive loss of Rs. 209.76 Lakhs for the period from April 01, 2023 to March 31, 2024 and net cash inflow of Rs. 90.57 Lakhs for the year ended as on date respectively, as considered in the Statement, which have been audited by the other auditors whose reports on financial information of these entities have been furnished to us by the management and our opinion on the Statement, in so far as it relates to the amounts and disclosures included in respect of these entities, is based solely on the reports of such other auditors and the procedures performed by us are as stated in paragraph above.

Our opinion is not modified in respect of the above matter with respect to our reliance on the work done and the reports of the other auditors.

2. The Statement includes the unaudited financial information of one Step down subsidiary, whose financial information reflect total assets of Rs.47.70 lakhs as at March 31, 2024, total revenue of Rs.249.43 Lakhs, Group's share of total net profit after tax of Rs. 3.67 Lakhs, and total comprehensive income of Rs. 3.67 Lakhs, for the period from April 01,2023 to March 31,2024 and net cash outflow of Rs.3.72 Lakhs for the year ended as on date respectively, as considered in the Statement. This





# MSKA & Associates

Chartered Accountants

unaudited financial information has been furnished to us by the Management and our opinion on the Statement, in so far as it relates to the amounts and disclosures included in respect of this step-down subsidiary is based solely on such unaudited financial information. In our opinion and according to the information and explanations given to us by the Management, this financial information is not material to the Group.

Our opinion is not modified with respect to the above financial information certified by the Management.

3. The Statement also includes the Group's share of net loss of Rs.5.86 Lakhs for the year ended March 31, 2024, in respect of an associate. The unaudited financial information has been furnished to us by the Management and our opinion on the Statement, in so far as it relates to the amounts and disclosures included in respect of the associate is based solely on such unaudited financial information.

Our opinion is not modified with respect to the above financial information certified by the Management.

4. The Statement includes the results for the quarter ended March 31, 2024 being the balancing figure between the audited figures in respect of the full financial year ended March 31, 2024 and the published unaudited year to date figures up to the third quarter of the current financial year prepared in accordance with the recognition and measurement principles laid down in Indian Accounting Standard 34 "Interim Financial Reporting" which were subject to limited review by us.

Our opinion is not modified in respect of the above matter.

**For M S K A & Associates**  
**Chartered Accountants**  
ICAI Firm Registration No.105047W



**Abhay M. Fadte**  
Partner  
Membership No.: 049939  
UDIN: 24049939BKFFZY2440



Place: Mapusa, Goa  
Date: May 30, 2024



## GKB Ophthalmics Limited

CIN : L26109GA1981PLC000469

Regd. Office: 16-A, Tivim Industrial Estate, Mapusa Goa. 403 526

Tel No. (0832) 2257253 / 6714444, Fax No. (0832) 2257044 E-mail: gkbophthalmics@gkb.net

Website: www.gkb.net

## Statement of Audited Consolidated Financial Results for the Quarter and Year ended March 31, 2024

(Rs. in Lakhs except earnings per share data)

| Particulars  | Quarter Ended   |                 |                 | Year Ended      |                 |
|--|-----------------|-----------------|-----------------|-----------------|-----------------|
|  | Mar 31, 2024    | Dec 31, 2023    | Mar 31, 2023    | March 31, 2024  | March 31, 2023  |
|  | (Refer Note 7)  | (Unaudited)     | (Refer Note 7)  | (Audited)       | (Audited)       |
| <b>Income:</b>   |                 |                 |                 |                 |                 |
| 1 Revenue from operations  | 2,155.76        | 2,403.75        | 1,996.25        | 8,825.40        | 7,547.45        |
| 2 Other income   | 49.78           | 34.64           | 23.13           | 150.56          | 92.33           |
| 3 <b>Total Income (1+2)</b>  | <b>2,205.54</b> | <b>2,438.39</b> | <b>2,019.38</b> | <b>8,975.96</b> | <b>7,639.78</b> |
| <b>Expenses:</b>   |                 |                 |                 |                 |                 |
| a) Cost of materials consumed (refer note 8)                                     | 338.40          | 197.88          | 255.55          | 1,504.53        | 1,401.37        |
| b) Purchases of stock in trade   | 1,263.66        | 1,068.82        | 582.84          | 4,708.85        | 3,363.68        |
| c) Changes in inventories of finished goods, stock in trade and work-in-progress | (160.03)        | 480.19          | 561.62          | (239.60)        | (24.57)         |
| d) Employee benefits expense   | 376.71          | 367.19          | 282.52          | 1,375.83        | 1,115.47        |
| e) Finance costs   | 57.36           | 43.98           | 43.41           | 190.33          | 167.32          |
| f) Depreciation and amortisation expense (refer note 8)                          | 71.68           | 73.36           | 162.52          | 289.87          | 282.91          |
| g) Other expenses  | 336.44          | 338.12          | 352.78          | 1,417.88        | 1,322.98        |
| <b>Total expenses</b>  | <b>2,284.22</b> | <b>2,569.54</b> | <b>2,241.24</b> | <b>9,247.69</b> | <b>7,629.16</b> |
| 5 <b>Profit / (Loss) before tax (3-4)</b>  | <b>(78.68)</b>  | <b>(131.15)</b> | <b>(221.86)</b> | <b>(271.73)</b> | <b>10.62</b>    |
| <b>Tax expenses</b>  |                 |                 |                 |                 |                 |
| a) Current Tax   | 18.81           | -               | (1.60)          | 18.81           | 17.98           |
| b) Prior Period Tax  | (2.21)          | -               | -               | (2.21)          | -               |
| c) Deferred Tax  | 3.86            | 0.05            | (8.51)          | 4.02            | (15.67)         |
| 7 <b>Profit / (Loss) before share of profit / (loss) of an associate (5-6)</b>   | <b>(99.14)</b>  | <b>(131.20)</b> | <b>(211.75)</b> | <b>(292.35)</b> | <b>8.31</b>     |
| 8 Share in profit / (loss) of an associate                                       | 9.74            | (12.85)         | 3.82            | (5.86)          | 3.32            |
| 9 <b>Profit / (loss) for the period / year (7+8)</b>                             | <b>(89.40)</b>  | <b>(144.05)</b> | <b>(207.93)</b> | <b>(298.21)</b> | <b>11.63</b>    |
| 10 <b>Other comprehensive Income :-</b>  |                 |                 |                 |                 |                 |
| Items that will not be reclassified to profit or loss                            |                 |                 |                 |                 |                 |
| Remeasurement of net defined benefit liability                                   | (14.83)         | (0.20)          | 4.91            | (15.45)         | (0.83)          |
| Income tax effect  | 3.86            | 0.05            | (1.27)          | 4.02            | 0.22            |
| <b>Other comprehensive Income / (loss) for the period / year</b>                 | <b>(10.97)</b>  | <b>(0.15)</b>   | <b>3.64</b>     | <b>(11.43)</b>  | <b>(0.61)</b>   |
| 11 <b>Total Comprehensive income / (loss) for the period / year (9+10)</b>       | <b>(100.37)</b> | <b>(144.20)</b> | <b>(204.29)</b> | <b>(309.64)</b> | <b>11.02</b>    |
| 12 <b>Profit / (Loss) for the period / year attributable to</b>                  |                 |                 |                 |                 |                 |
| Equity holders of the parent   | (91.41)         | (125.25)        | (191.73)        | (281.05)        | (16.74)         |
| Non-controlling interest   | 2.01            | (18.80)         | (16.20)         | (17.16)         | 28.37           |
| <b>Total</b>   | <b>(89.40)</b>  | <b>(144.05)</b> | <b>(207.93)</b> | <b>(298.21)</b> | <b>11.63</b>    |
| <b>Other comprehensive income / (loss) for the period / year attributable to</b> |                 |                 |                 |                 |                 |
| Equity holders of the parent   | (10.97)         | (0.15)          | 3.64            | (11.43)         | (0.61)          |
| Non-controlling interest   | -               | -               | -               | -               | -               |
| <b>Total</b>   | <b>(10.97)</b>  | <b>(0.15)</b>   | <b>3.64</b>     | <b>(11.43)</b>  | <b>(0.61)</b>   |
| <b>Total Comprehensive income / (loss) for the period / year attributable to</b> |                 |                 |                 |                 |                 |
| Equity holders of the parent   | (102.38)        | (125.40)        | (188.09)        | (292.48)        | (17.35)         |
| Non-controlling interest   | 2.01            | (18.80)         | (16.20)         | (17.16)         | 28.37           |
| <b>Total</b>   | <b>(100.37)</b> | <b>(144.20)</b> | <b>(204.29)</b> | <b>(309.64)</b> | <b>11.02</b>    |
| 13 <b>Paid-up equity share capital (face value of share - Rs. 10 each)</b>       | 504.06          | 504.06          | 504.06          | 504.06          | 504.06          |
| 14 <b>Reserves excluding revaluation reserve</b>                                 |                 |                 |                 | 5,473.06        | 5,765.26        |
| 15 <b>Earnings Per Share (face value of Rs. 10 each)</b>                         |                 |                 |                 |                 |                 |
| (a) Basic (in Rs.)   | (1.81)          | (2.48)          | (3.80)          | (5.58)          | (0.33)          |
| (b) Diluted (in Rs.)   | (1.81)          | (2.48)          | (3.80)          | (5.58)          | (0.33)          |
| * Not Annualised   | *               | *               | *               | *               | *               |

See accompanying notes





Notes:

1 Statement of Consolidated Assets and Liabilities

(Rs. in Lakhs)

| Particulars  | As at March 31,<br>2024<br>(Audited) | As at March 31,<br>2023<br>(Audited) |
|--|--------------------------------------|--------------------------------------|
| <b>ASSETS</b>  |                                      |                                      |
| <b>Non-current assets</b>  |                                      |                                      |
| Property, plant and equipment  | 1,821.42                             | 1,903.29                             |
| Capital work-in-progress   | 390.59                               | 394.52                               |
| Other intangible assets  | 0.10                                 | 0.22                                 |
| <b>Financial assets</b>  |                                      |                                      |
| (i) Investments  | 182.91                               | 188.77                               |
| (ii) Other Financial assets  | 0.73                                 | 7.23                                 |
| Non-current Tax Assets (Net)   | 25.58                                | 23.58                                |
| Other non-current assets   | 280.95                               | 337.85                               |
| <b>Total Non-current assets</b>  | <b>2,702.28</b>                      | <b>2,855.46</b>                      |
| <b>Current Assets</b>  |                                      |                                      |
| Inventories  | 4,001.88                             | 3,873.95                             |
| <b>Financial Assets</b>  |                                      |                                      |
| (i) Investments  | 0.08                                 | 0.07                                 |
| (ii) Trade Receivables   | 2,839.94                             | 2,773.93                             |
| (iii) Cash and cash equivalents  | 323.24                               | 236.41                               |
| (iv) Bank balances other than cash and cash equivalents                                | 1,460.41                             | 1,209.02                             |
| (v) Other financial assets   | 15.83                                | 160.70                               |
| Other current assets   | 106.35                               | 99.05                                |
| <b>Total current assets</b>  | <b>8,747.73</b>                      | <b>8,353.13</b>                      |
| <b>TOTAL ASSETS</b>  | <b>11,450.01</b>                     | <b>11,208.59</b>                     |
| <b>EQUITY AND LIABILITIES</b>  |                                      |                                      |
| <b>EQUITY</b>  |                                      |                                      |
| Equity share capital   | 504.06                               | 504.06                               |
| Other equity   | 5,473.06                             | 5,765.26                             |
| Non - Controlling Interest   | 443.20                               | 460.36                               |
| <b>Total Equity</b>  | <b>6,420.32</b>                      | <b>6,729.68</b>                      |
| <b>LIABILITIES</b>   |                                      |                                      |
| <b>Non - Current liabilities</b>   |                                      |                                      |
| <b>Financial liabilities</b>   |                                      |                                      |
| (i) Borrowings   | 105.16                               | 117.00                               |
| Provisions   | 301.83                               | 252.95                               |
| <b>Total Non- Current liabilities</b>  | <b>406.99</b>                        | <b>369.95</b>                        |
| <b>Current liabilities</b>   |                                      |                                      |
| <b>Financial liabilities</b>   |                                      |                                      |
| (i) Borrowings   | 1,043.55                             | 1,004.56                             |
| (ii) Trade Payables  |                                      |                                      |
| Total outstanding dues of micro enterprises and small enterprises                      | 95.06                                | 18.68                                |
| Total outstanding dues of creditors other than micro enterprises and small enterprises | 3,214.30                             | 2,360.70                             |
| (iii) Other financial liabilities  | 160.05                               | 170.24                               |
| Other current liabilities  | 56.48                                | 512.22                               |
| Provisions   | 53.26                                | 42.56                                |
| <b>Total Current liabilities</b>   | <b>4,622.70</b>                      | <b>4,108.96</b>                      |
| <b>TOTAL EQUITY AND LIABILITIES</b>  | <b>11,450.01</b>                     | <b>11,208.59</b>                     |






2 Statement of Consolidated Cash Flows

(Rs. in Lakhs)

|          | Particulars   | Year Ended                | Year Ended                |
|----------|---|---------------------------|---------------------------|
|          |   | Mar 31, 2024<br>(Audited) | Mar 31, 2023<br>(Audited) |
| <b>A</b> | <b>Cash flow from operating activities</b>                                  |                           |                           |
|          | Profit / (Loss) before tax  | (277.59)                  | 13.94                     |
|          | Adjustments for:  |                           |                           |
|          | Depreciation and amortization expense                                       | 289.87                    | 282.91                    |
|          | Finance cost  | 190.33                    | 167.32                    |
|          | Provision for / (Reversal of) Doubtful / Bad Debts (net)                    | 15.22                     | 7.80                      |
|          | Liabilities written back  | (15.86)                   | (0.04)                    |
|          | Unrealised exchange loss / (gain) (net)                                     | (1.69)                    | -                         |
|          | (Gain)/ loss on sale of property, plant and equipment (net)                 | (4.48)                    | (5.67)                    |
|          | Share of Profit in Associate  | 5.86                      | (3.32)                    |
|          | Dividend income   | (0.04)                    | (0.05)                    |
|          | Interest income   | (88.89)                   | (60.16)                   |
|          | <b>Operating Profit / (Loss) before working capital changes</b>             | <b>112.73</b>             | <b>402.73</b>             |
|          | <b>Changes in working capital</b>   |                           |                           |
|          | Decrease/ (Increase) in inventories   | (127.93)                  | (103.57)                  |
|          | Decrease/ (Increase) in trade receivables                                   | (82.59)                   | (847.48)                  |
|          | Decrease/ (Increase) in financial assets                                    | 52.55                     | (8.27)                    |
|          | Decrease/ (Increase) in Non current assets                                  | (38.10)                   | 44.63                     |
|          | Decrease/ (Increase) in current assets                                      | (7.30)                    | (1.88)                    |
|          | (Decrease)/ Increase in trade payables                                      | 946.79                    | (184.21)                  |
|          | (Decrease)/ Increase in financial liabilities                               | (3.87)                    | 15.14                     |
|          | (Decrease)/ increase in other current liabilities                           | (455.75)                  | 393.87                    |
|          | (Decrease)/ Increase in provisions  | 44.13                     | 28.12                     |
|          | <b>Cash generated from / ( Used in ) operations</b>                         | <b>440.65</b>             | <b>(260.92)</b>           |
|          | Income tax (paid) / refund (net)  | (18.60)                   | (16.48)                   |
|          | <b>Net cash flows from / ( Used in ) operating activities (A)</b>           | <b>422.05</b>             | <b>(277.40)</b>           |
| <b>B</b> | <b>Cash flow from Investing activities</b>                                  |                           |                           |
|          | Payment for purchase of property, plant and equipment and intangible assets | (207.61)                  | (121.26)                  |
|          | Proceeds from sale / disposal of property, plant and equipment              | 5.00                      | 220.01                    |
|          | Refund of capital advance   | 95.00                     | 197.83                    |
|          | Net proceeds from / (amount deposited into) fixed deposits                  | (251.39)                  | (162.69)                  |
|          | Interest received   | 187.71                    | 9.00                      |
|          | Dividend received   | 0.04                      | 0.05                      |
|          | <b>Net cash flow from / ( Used in ) investing activities (B)</b>            | <b>(171.25)</b>           | <b>142.94</b>             |
| <b>C</b> | <b>Cash flow from Financing activities</b>                                  |                           |                           |
|          | Proceeds from / (Repayment of) short term borrowings (net)                  | 34.17                     | 2.60                      |
|          | Repayment of long term borrowings   | (51.22)                   | (56.46)                   |
|          | Proceeds from long term borrowings  | 44.20                     | -                         |
|          | Interest paid   | (191.12)                  | (164.51)                  |
|          | Dividend Paid   | -                         | (0.13)                    |
|          | <b>Net cash flow from / ( Used in ) financing activities (C)</b>            | <b>(163.97)</b>           | <b>(218.50)</b>           |
|          | <b>Net increase / (decrease) in cash and cash equivalents (A+B+C)</b>       | <b>86.83</b>              | <b>(352.96)</b>           |
|          | Cash and cash equivalents at the beginning of the period                    | 236.41                    | 589.37                    |
|          | <b>Cash and cash equivalents at the end of the Period</b>                   | <b>323.24</b>             | <b>236.41</b>             |
|          | <b>Cash and cash equivalents comprise</b>                                   |                           |                           |
|          | Balances with banks   |                           |                           |
|          | On current accounts   | 317.56                    | 234.11                    |
|          | Cash on hand  | 5.68                      | 2.30                      |
|          | <b>Total cash and bank balances at end of the period</b>                    | <b>323.24</b>             | <b>236.41</b>             |





GKB Ophthalmics Limited  
CIN : L26109GA1981PLC000469

3 The consolidated financial results include results of the following companies:

| Name of the Company   | Relationship            |
|---|-------------------------|
| 1. GKB Ophthalmics Limited                                  | Holding Company         |
| 2. GSV Ophthalmics Private Limited                          | Subsidiary              |
| 3. GKB Ophthalmics Products [FZE]                           | Wholly Owned Subsidiary |
| <b>(including its following Subsidiaries and Associate)</b> |                         |
| a. Lensco - The lens company (Subsidiary)                   |                         |
| b. Prescription Optical Products LLC (Subsidiary)           |                         |
| c. GKB Vision FZC (Associate - 49% Holding)                 |                         |

4 The above consolidated financial results have been reviewed by the Audit Committee and approved by the Board of Directors of the Holding Company at their respective meetings held on May 30, 2024.

5 The utilisation / status of funds raised from preferential issue is as follows :-

| Particulars  | As at March 31, 2024<br>(Rs. In lakhs) | As at March 31, 2023 (Rs.<br>In lakhs) |
|--|--|--|
| Towards funding growth plans - organic and inorganic   | 1,170.00                               | 1,170.00                               |
| Towards scaling up of operations, long term capital requirements and other general corporate purpose | 335.05                                 | 335.05                                 |
| Total funds utilised (A)   | 1,505.05                               | 1,505.05                               |
| Unutilised amount lying in Escrow account (B)  | 7.22                                   | 7.22                                   |
| Total funds raised (A + B)   | 1,512.27                               | 1,512.27                               |

6 The Group operates in one primary segment only, i.e. Ophthalmics Lenses and therefore Ind AS 108 - Operating Segment is not applicable.

7 The figures for the quarter ended March 31, 2024 and March 31, 2023 are balancing figures between the audited figures in respect of the full financial year and the published unaudited year to date figures upto the third quarter of the respective financial years.

8 Board of Directors of the Holding Company in its meeting held on August 12, 2022, had changed the accounting policy from April 1, 2022, by treating glass moulds as part of the inventory which were earlier treated as Property, Plant and Equipment ('PPE') and depreciated over its estimated useful life. However, Board of Directors of the Holding Company had reviewed the change in the aforementioned accounting policy as at the year ended March 31, 2023 and concluded that the glass moulds were to be reinstated as PPE in line with the policy followed in the year ended March 31, 2022. The impact due to this change was reflected in the 'Depreciation and amortisation expense' for the quarter ended March 31, 2023 which had increased by Rs. 96.10 lakhs and 'Cost of materials consumed' had decreased by Rs. 24.85 lakhs. The above change had no impact on the amounts reported for the year ended March 31, 2023.

9 The figures of the previous year / periods have been reclassified / regrouped wherever necessary to confirm to current period.

For and on behalf of the Board of Directors  
of GKB Ophthalmics Limited



  
K. G. Gupta  
Managing Director  
DIN : 00051863



Place : Mapusa - Goa  
Date : May 30, 2024



# GKB Ophthalmics Ltd.

16-A, Tivim Industrial Estate, Mapusa, Goa 403 526 (INDIA)  
CIN.: L26109GA1981PLC000469

Tel. : (91 832) 6714444  
E-mail : gkbophthalmics@gkb.net  
Website : www.gkb.net

May 30, 2024

Department of Corporate Services  
BSE Limited  
Phiroze Jeejubhoy Towers, Dalal Street  
Mumbai - 400 001

Dear Sir,

**Ref : Scrip Code No. : 533212**

Sub: Declaration pursuant to Regulation 33(3) (d) of the SEBI (Listing Obligations and Disclosure Requirements) Regulations, 2015.

---

## **DECLARATION**

Pursuant to second proviso of Regulation 33 (3) (d) of the SEBI (Listing Obligations and Disclosure Requirements) Regulations, 2015, we hereby declare that, the Statutory Auditors of the Company, M/s. MSKA & Associates, Chartered Accountants, 701, Kamat Towers, 9, EDC Complex, Patto Plaza, Panaji, Goa. 403001 (FRN 105047W), have issued an Audit Report with unmodified opinion on the Audited Financial Results of the Company (Standalone and Consolidated) for the Financial year ended March 31, 2024.

Kindly take this declaration on your records.

Thanking you,

Yours faithfully,  
For GKB Ophthalmics Ltd.,

Gurudas Sawant  
CFO

