



CIN: L65190MH2004GOI148838

आईडीबीआई बैंक लिमिटेड  
पंजीकृत कार्यालय : आईडीबीआई टॉवर,  
डब्ल्यूटीसी कॉम्प्लेक्स, कफ परेड,  
मुंबई - 400 005.  
टेलिफोन : (+91 22) 6655 3355, 2218 9111  
फैक्स : (+91 22) 2218 0411  
वेबसाइट : www.idbi.com

IDBI Bank Limited  
Regd. Office : IDBI Tower,  
WTC Complex, Cuffe Parade,  
Mumbai - 400 005.  
TEL.: (+91 22) 6655 3355, 2218 9111  
FAX : (+91 22) 2218 0411  
Website : www.idbi.com

23 अक्टूबर 2020

The Manager (Listing) National Stock Exchange of India Ltd., Exchange Plaza, 5th Floor, Plot No.C/1, G Block, Bandra Kurla Complex, Bandra(E), Mumbai - 400 051	The Manager (Listing) BSE Ltd., 25th Floor, Phiroz Jeejeebhoy Towers, Dalal Street, Fort, Mumbai - 400 001
---	--

Dear Sir,


**Un-audited Financial Results for the  
Quarter and Half year ended September 30, 2020 and Limited  
Review Report submitted by Statutory Central Auditors**

In terms of Regulation 33 of the SEBI (LODR) Regulations, 2015, we advise that the Board of Directors of IDBI Bank Ltd., at their meeting held on Friday, October 23, 2020, have taken on record the Un-audited Financial Results of the Bank for the quarter and half year ended September 30, 2020. We enclose a statement of the results approved at the above meeting. The Board Meeting commenced at 11.00 a.m. and concluded at 1.10 p.m.

Further, please find enclosed the limited review report for the quarter and half year ended September 30, 2020 received from M.P. Chitale & Co. and K S Aiyar & Co., Statutory Central Auditors of IDBI Bank Ltd.

Kindly acknowledge receipt and take the above on record.

भवदीय,  
कृते आईडीबीआई बैंक लिमिटेड

  
[पवन अग्रवाल] 23/10/2020  
कंपनी सचिव



CIN: L65190MH2004GOI148838


आईडीबीआई बैंक लिमिटेड  
पंजीकृत कार्यालय : आईडीबीआई टॉवर,  
डब्ल्यूटीसी कॉम्प्लेक्स, कफ परेड,  
मुंबई - 400 005.  
टेलिफोन : (+91 22) 6655 3355, 2218 9111  
फैक्स : (+91 22) 2218 0411  
वेबसाइट : www.idbi.com

IDBI Bank Limited  
Regd. Office : IDBI Tower,  
WTC Complex, Cuffe Parade,  
Mumbai - 400 005.  
TEL.: (+91 22) 6655 3355, 2218 9111  
FAX : (+91 22) 2218 0411  
Website : www.idbi.com

**IDBI BANK LIMITED**  
Unaudited Standalone Financial Results for the Quarter / Half Year ended September 30, 2020

(₹ in Lakh)


Sr. No.	Particulars	Quarter Ended			Half Year Ended		Year Ended
		30.09.2020 (Reviewed)	30.06.2020 (Reviewed)	30.09.2019 (Reviewed)	30.09.2020 (Reviewed)	30.09.2019 (Reviewed)	31.03.2020 (Audited)
1	Interest earned (a)+(b)+(c)+(d)	4689 21	4897 42	5198 36	9586 63	10289 45	20825 14
	(a) Interest/discount on advances/bills	2945 12	3058 50	3359 44	6003 63	6551 40	13092 90
	(b) Income on investments	1324 92	1383 93	1443 10	2708 85	2952 34	5780 64
	(c) Interest on balances with Reserve Bank of India and other inter bank funds	151 71	138 33	108 86	290 03	169 41	453 76
	(d) Others	267 46	316 66	286 96	584 12	616 30	1497 84
2	Other Income	1071 85	1003 60	1032 66	2075 46	1865 49	4470 33
<b>A.</b>	<b>Total Income (1+2)</b>	<b>5761 06</b>	<b>5901 02</b>	<b>6231 02</b>	<b>11662 09</b>	<b>12154 94</b>	<b>25295 47</b>
3	Interest Expended	2994 08	3123 98	3566 88	6118 07	7200 25	13847 30
4	Operating Expenses (a)+(b)	1520 78	1451 02	1654 70	2971 79	2994 31	6336 16
	(a) Employees cost	789 30	772 15	938 28	1561 45	1548 88	3245 49
	(b) Other operating expenses	731 48	678 87	716 42	1410 34	1445 43	3090 67
<b>B.</b>	<b>Total Expenditure (3+4)</b> (excluding provisions and contingencies)	<b>4514 86</b>	<b>4575 00</b>	<b>5221 58</b>	<b>9089 86</b>	<b>10194 56</b>	<b>20183 46</b>
<b>C.</b>	<b>Operating profit (A-B)</b> (Profit before Provisions & Contingencies )	<b>1246 20</b>	<b>1326 02</b>	<b>1009 44</b>	<b>2572 23</b>	<b>1960 38</b>	<b>5112 01</b>
<b>D.</b>	<b>Provisions (other than tax) and Contingencies (Net)</b>	<b>581 15</b>	<b>888 05</b>	<b>5641 32</b>	<b>1469 20</b>	<b>11973 36</b>	<b>14079 45</b>
	of which provisions for Non-performing Assets	(164 60)	(1334 80)	3544 93	(1499 40)	10554 41	9483 03
<b>E.</b>	<b>Exceptional items</b>	-	-	-	-	-	-
<b>F.</b>	<b>Profit (+)/Loss(-) from Ordinary Activities before tax (C-D-E)</b>	<b>665 05</b>	<b>437 97</b>	<b>(4631 88)</b>	<b>1103 03</b>	<b>(10012 98)</b>	<b>(8967 44)</b>
<b>G.</b>	<b>Provision for taxes</b>	<b>340 65</b>	<b>293 54</b>	<b>(1173 04)</b>	<b>634 19</b>	<b>(2753 30)</b>	<b>3919 90</b>
<b>H.</b>	<b>Net Profit (+)/Loss(-) from Ordinary Activities after tax (F-G)</b>	<b>324 40</b>	<b>144 43</b>	<b>(3458 84)</b>	<b>468 84</b>	<b>(7259 68)</b>	<b>(12887 34)</b>
<b>I.</b>	<b>Exceptional items (net of tax expense)</b>	-	-	-	-	-	-
<b>J.</b>	<b>Net Profit (+)/Loss(-) for the period (H-I)</b>	<b>324 40</b>	<b>144 43</b>	<b>(3458 84)</b>	<b>468 84</b>	<b>(7259 68)</b>	<b>(12887 34)</b>
5	Paid-up equity share capital (Face Value ₹10 Per Share)	10380 59	10380 59	7736 29	10380 59	7736 29	10380 59
6	Reserves excluding Revaluation Reserves (as per Balance sheet of previous year)	17140 41	17140 41	23147 71	17140 41	23147 71	17140 41
7	<b>Analytical Ratios</b>						
	(i) Percentage of shares held by Government of India	47.11	47.11	46.46	47.11	46.46	47.11
	(ii) Capital Adequacy Ratio (%) (Basel III)	13.67	13.37	11.98	13.67	11.98	13.31
	(a) CET 1 Ratio (including CCB Ratio) (%)	11.06	10.59	9.27	11.06	9.27	10.54
	(b) Additional Tier 1 ratio (%)	0.00	0.00	0.25	0.00	0.25	0.03
	(iii) Earning Per Share (EPS) (Rupees) (not annualised) Before and After Extraordinary items						
	(a) Basic	0.31	0.14	( 4.47)	0.45	( 9.38)	( 14.48)
	(b) Diluted	0.31	0.14	( 4.47)	0.45	( 9.38)	( 14.48)
	(iv) (a) Amount of Gross Non-performing assets	41090 53	44475 20	52052 78	41090 53	52052 78	47272 37
	(b) Amount of Net Non-performing assets	3362 66	4473 73	7918 61	3362 66	7918 61	5439 49
	(c) % of Gross Non-performing assets	25.08	26.81	29.43	25.08	29.43	27.53
	(d) % of Net Non-performing assets	2.67	3.55	5.97	2.67	5.97	4.19
	(v) Return on Assets % (Annualised)	0.43	0.20	(4.54)	0.32	(4.75)	(4.26)



**IDBI BANK LIMITED**  
**Unaudited Consolidated Financial Results for the Quarter / Half Year ended September 30, 2020**

(₹ in Lakh)


Sr. No.	Particulars	Quarter Ended			Half Year Ended		Year Ended
		30.09.2020	30.06.2020	30.09.2019	30.09.2020	30.09.2019	31.03.2020
		(Reviewed)	(Reviewed)	(Reviewed)	(Reviewed)	(Reviewed)	(Audited)
1	Interest earned (a)+(b)+(c)+(d)	4695 92	4903 80	5205 59	9599 71	10303 32	20854 22
	(a) Interest/discount on advances/bills	2944 67	3058 02	3359 44	6002 80	6551 39	13092 90
	(b) Income on investments	1326 38	1385 50	1445 19	2711 88	2955 77	5788 12
	(c) Interest on balances with Reserve Bank of India and other inter bank funds	151 45	138 25	109 29	289 58	170 03	454 21
	(d) Others	273 42	322 03	291 67	595 45	626 13	1518 99
2	Other Income	1112 51	1051 37	1074 12	2163 88	1904 16	4631 23
A.	<b>Total Income (1+2)</b>	<b>5808 43</b>	<b>5955 17</b>	<b>6279 71</b>	<b>11763 59</b>	<b>12207 48</b>	<b>25485 45</b>
3	Interest Expended	2992 72	3122 06	3565 49	6114 78	7197 11	13841 12
4	Operating Expenses (a)+(b)	1546 71	1480 26	1683 12	3026 96	3048 33	6447 17
	(a) Employees cost	821 63	804 50	971 88	1626 13	1614 42	3378 77
	(b) Other operating expenses	725 08	675 76	711 24	1400 83	1433 91	3068 40
B.	<b>Total Expenditure (3+4)</b>	<b>4539 43</b>	<b>4602 32</b>	<b>5248 61</b>	<b>9141 74</b>	<b>10245 44</b>	<b>20288 29</b>
C.	<b>Operating profit (A-B)</b>	<b>1269 00</b>	<b>1352 85</b>	<b>1031 10</b>	<b>2621 85</b>	<b>1962 04</b>	<b>5197 16</b>
D.	Provisions (other than tax) and Contingencies (Net)	585 22	888 92	5644 22	1474 14	11975 95	14093 65
	: of which provisions for Non-performing Assets	(164 60)	(1334 80)	3544 93	(1499 40)	10554 41	9483 03
E.	Exceptional items	-	-	-	-	-	-
F.	Profit (+)/Loss(-) from Ordinary Activities before tax (C-D-E)	683 78	463 93	(4613 12)	1147 71	(10013 91)	(8896 49)
G.	Provision for taxes	346 67	299 44	(1169 52)	646 11	(2745 73)	3950 91
H.	Net Profit (+)/Loss(-) from Ordinary Activities after tax (F-G)	337 11	164 49	(3443 60)	501 60	(7268 18)	(12847 40)
I.	Exceptional items (net of tax expense)	-	-	-	-	-	-
J.	a) Net Profit (+)/Loss(-) for the period before Minority Interest & Share of Loss in Associate (H-I)	337 11	164 49	(3443 60)	501 60	(7268 18)	(12847 40)
K.	Add: Share of Profit (+)/Loss (-) in Associate	-	-	( 2)	-	7 18	28 10
L.	Less: Minority Interest	4 48	5 35	5 26	9 83	9 15	15 94
	b) Net Profit (+)/Loss(-) for the period after Minority Interest & Share of Loss in Associate (J+K-L)	332 63	159 14	(3448 88)	491 77	(7270 15)	(12835 24)
5	Paid-up equity share capital (Face Value ₹ 10 Per Share)	10380 59	10380 59	7736 29	10380 59	7736 29	10380 59
6	Reserves excluding Revaluation Reserves (as per Balance sheet of previous year)	17951 76	17951 76	23882 72	17951 76	23882 72	17951 76
7	<b>Analytical Ratios</b>						
	(i) Percentage of shares held by Government of India	47.11	47.11	46.46	47.11	46.46	47.11
	(ii) Capital Adequacy Ratio (%) (Basel III)	13.82	13.52	12.13	13.82	12.13	13.37
	(a) CET 1 Ratio (including CCB Ratio) (%)	11.23	10.76	9.43	11.23	9.43	10.61
	(b) Additional Tier 1 ratio (%)	0.00	0.00	0.24	0.00	0.24	0.03
	(iii) Earning Per Share (EPS) (Rupees) (not annualised) Before and After Extraordinary items						
	(a) Basic	0.32	0.15	(4.46)	0.47	(9.40)	(14.42)
	(b) Diluted	0.32	0.15	(4.46)	0.47	(9.40)	(14.42)



## Statement of Assets & Liabilities

(₹ in Lakh)

Particulars	As at	As at	As at	As at	As at	As at
	30.09.2020	30.09.2019	31.03.2020	30.09.2020	30.09.2019	31.03.2020
	Standalone			Consolidated		
	(Reviewed)	(Reviewed)	(Audited)	(Reviewed)	(Reviewed)	(Audited)
<b>CAPITAL AND LIABILITIES</b>						
Capital	10380 59	7736 29	10380 59	10380 59	7736 29	10380 59
Reserves and Surplus	24117 19	22615 72	23643 77	24976 22	23354 13	24455 13
Minority Interest	-	-	-	106 58	102 03	103 58
Deposits	223915 26	231829 52	222424 13	223732 20	231697 26	222213 85
Borrowings	36422 01	30205 67	36748 86	36422 02	30205 67	36748 86
Other Liabilities and Provisions	10604 15	21279 34	6730 75	10888 13	21365 56	6797 06
<b>TOTAL</b>	<b>305439 20</b>	<b>313666 54</b>	<b>299928 10</b>	<b>306505 74</b>	<b>314460 94</b>	<b>300699 07</b>
<b>ASSETS</b>						
Cash and balances with Reserve Bank of India	9205 21	22496 23	10538 83	9205 59	22496 48	10539 18
Balances with banks and money at call and short notice	27597 87	7784 02	19891 57	27676 94	7844 47	19955 79
Investments	87706 19	88781 37	81780 42	88195 19	89027 56	81995 83
Advances	126102 75	132717 93	129841 79	126106 54	132717 93	129845 38
Fixed Assets	7953 48	8191 11	8129 18	8027 80	8271 08	8206 76
Other Assets	46873 70	53695 88	49746 31	47293 68	54103 42	50156 13
<b>TOTAL</b>	<b>305439 20</b>	<b>313666 54</b>	<b>299928 10</b>	<b>306505 74</b>	<b>314460 94</b>	<b>300699 07</b>





**Standalone Segment Information for the Quarter / Half year ended September 30, 2020**

(₹ in Lakh)

Sr. No.	Particulars	Quarter ended			Half Year Ended		Year Ended
		Sept 30, 2020	June 30, 2020	Sept 30, 2019	Sept 30, 2020	Sept 30, 2019	March 31, 2020
		(Reviewed)	(Reviewed)	(Reviewed)	(Reviewed)	(Reviewed)	(Audited)
<b>a.</b>	<b>Segment Revenue</b>						
	Corporate/Wholesale banking	2251 79	2107 94	2974 71	4359 74	6009 02	12093 45
	Retail banking	6810 69	7185 32	7389 39	13996 01	14477 29	28905 50
	Treasury	8 28	77 58	189 20	85 86	377 78	753 61
	Other banking operations	-	-	-	-	-	-
	Unallocated	-	-	-	-	-	-
	<b>TOTAL</b>	<b>9070 76</b>	<b>9370 84</b>	<b>10553 30</b>	<b>18441 61</b>	<b>20864 09</b>	<b>41752 56</b>
	Less :- Inter-segment revenue	3309 70	3469 82	4322 28	6779 52	8709 15	16457 09
	<b>Net sales / income from operations</b>	<b>5761 06</b>	<b>5901 02</b>	<b>6231 02</b>	<b>11662 09</b>	<b>12154 94</b>	<b>25295 47</b>
<b>b.</b>	<b>Segment Results -Profit/(loss) before tax</b>						
	Corporate/Wholesale banking	20 75	(597 81)	(5135 55)	(577 06)	(10842 82)	(11308 74)
	Retail banking	640 94	961 48	388 33	1602 43	604 45	1766 71
	Treasury	3 36	74 30	115 34	77 66	225 39	574 59
	Other banking operations	-	-	-	-	-	-
	Unallocated	-	-	-	-	-	-
	<b>Profit/(Loss) before tax</b>	<b>665 05</b>	<b>437 97</b>	<b>(4631 88)</b>	<b>1103 03</b>	<b>(10012 98)</b>	<b>(8967 44)</b>
	Income taxes	340 65	293 54	(1173 04)	634 19	(2753 30)	3919 90
	<b>Net profit/(Loss)</b>	<b>324 40</b>	<b>144 43</b>	<b>(3458 84)</b>	<b>468 84</b>	<b>(7259 68)</b>	<b>(12887 34)</b>
<b>c.</b>	<b>Segment assets</b>						
	Corporate/Wholesale banking	110377 85	105979 17	101312 14	110377 85	101312 14	106428 41
	Retail banking	174012 86	170887 75	180293 70	174012 86	180293 70	171633 57
	Treasury	479 84	1243 89	4939 65	479 84	4939 65	174 85
	Other banking operations	-	-	-	-	-	-
	Unallocated assets	20568 65	21389 00	27121 05	20568 65	27121 05	21691 27
	<b>Total assets</b>	<b>305439 20</b>	<b>299499 81</b>	<b>313666 54</b>	<b>305439 20</b>	<b>313666 54</b>	<b>299928 10</b>
<b>d.</b>	<b>Segment liabilities</b>						
	Corporate/Wholesale banking	51909 15	52272 50	53819 46	51909 15	53819 46	53464 67
	Retail banking	225179 64	219319 35	234979 93	225179 64	234979 93	217843 56
	Treasury	244 65	187 15	1121 79	244 65	1121 79	1098 85
	Other banking operations	-	-	-	-	-	-
	Unallocated liabilities	-	-	-	-	-	-
	<b>Total liabilities</b>	<b>277333 44</b>	<b>271779 00</b>	<b>289921 18</b>	<b>277333 44</b>	<b>289921 18</b>	<b>272407 08</b>
<b>e.</b>	<b>Capital employed (Segment assets-Segment liabilities)</b>						
	Corporate/Wholesale banking	58468 70	53706 67	47492 68	58468 70	47492 68	52963 74
	Retail banking	(51166 78)	(48431 60)	(54686 23)	(51166 78)	(54686 23)	(46209 99)
	Treasury	235 19	1056 75	3817 86	235 19	3817 86	(924 00)
	Other banking operations	-	-	-	-	-	-
	Unallocated	20568 65	21388 99	27121 05	20568 65	27121 05	21691 27
	<b>Total</b>	<b>28105 76</b>	<b>27720 81</b>	<b>23745 36</b>	<b>28105 76</b>	<b>23745 36</b>	<b>27521 02</b>

**Notes on Segment Reporting:**

- As per RBI guidelines and in compliance with the applicable Accounting Standard (AS)- 17 on Segment Reporting, the Bank has classified "Corporate/Wholesale Banking", "Retail Banking" and "Treasury" as Primary Business Segments.
- These segments have been identified in line with the said Accounting Standard (AS) after considering the nature and risk profile of the products and services, the target customer profile, the organization structure and the internal reporting system of the Bank.
- In determining 'Segment Results', the funds transfer price mechanism adopted by the Bank has been used.
- Results, Revenue and Capital Employed of International operations are included in Corporate/Wholesale Banking segment.




**Consolidated Segment Information for the Quarter / Half year ended September 30, 2020**

(₹ in Lakh)

Sr. No.	Particulars	Quarter ended			Half Year Ended		Year Ended
		Sept 30, 2020	June 30, 2020	Sept 30, 2019	Sept 30, 2020	Sept 30, 2019	Mar 31, 2020
		(Reviewed)	(Reviewed)	(Reviewed)	(Reviewed)	(Reviewed)	(Audited)
<b>a.</b>	<b>Segment Revenue</b>						
	Corporate/Wholesale banking	2681 61	2103 74	2967 36	4340 62	5957 32	11999 71
	Retail banking	6629 56	7185 32	7389 39	13996 01	14477 29	28905 51
	Treasury	14 67	77 59	189 20	85 86	377 78	753 61
	Other banking operations	62 27	58 34	56 05	120 62	104 24	283 70
	Unallocated	-	-	-	-	-	-
	<b>TOTAL</b>	<b>9388 12</b>	<b>9424 99</b>	<b>10601 99</b>	<b>18543 11</b>	<b>20916 63</b>	<b>41942 53</b>
	Less :- Inter-segment revenue	3579 69	3469 82	4322 28	6779 52	8709 15	16457 08
	<b>Net sales / Income from operations</b>	<b>5808 43</b>	<b>5955 17</b>	<b>6279 71</b>	<b>11763 59</b>	<b>12207 48</b>	<b>25485 45</b>
<b>b.</b>	<b>Segment Results -Profit/(loss) before tax</b>						
	Corporate/Wholesale banking	200 80	(584 66)	(5125 78)	(558 60)	(10860 16)	(11328 85)
	Retail banking	459 82	961 48	388 33	1602 42	604 45	1766 71
	Treasury	9 75	74 31	115 34	77 66	225 39	574 58
	Other banking operations	893	7 45	3 72	16 40	14 44	103 23
	Unallocated	-	-	-	-	-	-
	<b>Profit/(Loss) before tax</b>	<b>679 30</b>	<b>458 58</b>	<b>(4618 39)</b>	<b>1137 88</b>	<b>(10015 88)</b>	<b>(8884 33)</b>
	Income taxes	346 67	299 44	(1169 52)	646 11	(2745 73)	3950 91
	<b>Net profit/(Loss)</b>	<b>332 63</b>	<b>159 14</b>	<b>(3448 88)</b>	<b>491 77</b>	<b>(7270 15)</b>	<b>(12835 24)</b>
<b>c.</b>	<b>Segment assets</b>						
	Corporate/Wholesale banking	110234 14	105837 22	101113 01	110234 14	101113 01	106277 11
	Retail banking	174012 86	170887 75	180293 70	174012 86	180293 70	171633 57
	Treasury	479 84	1243 90	4939 65	479 84	4939 65	174 85
	Other banking operations	1140 74	1105 07	985 79	1140 74	985 79	854 23
	Unallocated assets	20638 16	21460 43	27121 05	20638 16	27121 05	21773 57
	<b>Total assets</b>	<b>306505 74</b>	<b>300534 37</b>	<b>314453 20</b>	<b>306505 74</b>	<b>314453 20</b>	<b>300713 33</b>
<b>d.</b>	<b>Segment liabilities</b>						
	Corporate/Wholesale banking	51699 91	52066 25	53659 00	51699 91	53659 00	53247 44
	Retail banking	225179 64	219319 35	234979 93	225179 64	234979 93	217843 56
	Treasury	244 65	187 15	1121 79	244 65	1121 79	1098 85
	Other banking operations	416 75	390 00	224 20	416 75	224 20	191 11
	Unallocated liabilities	-	-	-	-	-	-
	<b>Total liabilities</b>	<b>277540 95</b>	<b>271962 75</b>	<b>289984 92</b>	<b>277540 95</b>	<b>289984 92</b>	<b>272380 96</b>
<b>e.</b>	<b>Capital employed (Segment assets-Segment liabilities)</b>						
	Corporate/Wholesale banking	58534 23	53770 97	47454 01	58534 23	47454 01	53029 67
	Retail banking	(51166 78)	(48431 60)	(54686 23)	(51166 78)	(54686 23)	(46209 99)
	Treasury	235 19	1056 75	3817 86	235 19	3817 86	(924 00)
	Other banking operations	723 99	715 07	761 59	72,399	761 59	663 12
	Unallocated	20638 15	21460 43	27121 05	20638 15	27121 05	21773 57
	<b>Total</b>	<b>28964 79</b>	<b>28571 62</b>	<b>24468 28</b>	<b>28964 79</b>	<b>24468 28</b>	<b>28332 37</b>

**Notes on Segment Reporting:**


- As per RBI guidelines and in compliance with the applicable Accounting Standard (AS)- 17 on Segment Reporting issued, the Bank has classified "Corporate/Wholesale Banking", "Retail Banking" and "Treasury" as Primary Business Segments.
- These segments have been identified in line with the said Accounting Standard (AS) after considering the nature and risk profile of the products and services, the target customer profile, the organization structure and the internal reporting system of the Bank.
- In determining 'Segment Results', the funds transfer price mechanism adopted by the Bank has been used.
- Results, Revenue and Capital Employed of International operations are included in Corporate/Wholesale Banking segment.




**IDBI BANK LTD.**  
**CASH FLOW STATEMENT FOR THE HALF YEAR ENDED SEPTEMBER 30, 2020**

(₹ in lakhs)

	Half Year Ended		Year Ended
	30-09-2020	30.09.2019	31-03-2020
	Reviewed	Reviewed	Audited
<b>A. Cash flow from Operating Activities</b>			
(1) Net profit before tax and extra-ordinary items	1103 03	(10012 98)	(8967 44)
(2) Adjustments for non cash items:			
- (Profit) / Loss on sale of Fixed Assets ( Net )	86	29	4 76
- Depreciation (Net of Revaluation Reserve)	196 78	198 74	390 68
- Provisions/ Write off of Loans/ Investments and other provisions	1468 90	11975 81	14085 79
- (Profit)/ Loss on revaluation of Investments			
	<b>2769 57</b>	<b>2161 86</b>	<b>5513 79</b>
(3) Adjustments for (increase)/ decrease in operating assets:			
- Investments	(7137 43)	3096 45	9590 39
- Advances	3940 24	3410 39	4902 45
- Other Assets	1812 48	(1564 07)	(2870 50)
- Refund/ (payment) of taxes	474 17	326 00	(917 42)
(4) Adjustments for increase/ (decrease) in operating liabilities:			
- Borrowings	(326 84)	(15082 06)	(8538 87)
- Deposits	1491 13	4457 80	(4947 60)
- Other liabilities and provisions	3366 72	3099 34	(2541 91)
<b>Net Cash used in/generated from Operating activities</b>	<b>6390 04</b>	<b>(94 29)</b>	<b>190 33</b>
<b>B. Cash Flow from Investing activities</b>			
- Purchase (net of sale) of fixed assets	(17 36)	(159 16)	(293 63)
<b>Net cash used in / raised from Investing activities</b>	<b>(17 36)</b>	<b>(159 16)</b>	<b>(293 63)</b>
<b>C. Cash Flow from Financing activities</b>			
- Issue of Equity Shares			9300 00
- Share application money pending allotment		9300 00	
- Dividend and dividend tax paid			
<b>Net cash used in / raised from Financing activities</b>		<b>9300 00</b>	<b>9300 00</b>
<b>NET INCREASE/ (DECREASE) IN CASH &amp; CASH EQUIVALENTS</b>	<b>6372 68</b>	<b>9046 56</b>	<b>9196 70</b>
<b>OPENING CASH &amp; CASH EQUIVALENTS</b>	<b>30430 40</b>	<b>21233 70</b>	<b>21233 70</b>
<b>CLOSING CASH &amp; CASH EQUIVALENTS</b>	<b>36803 08</b>	<b>30280 25</b>	<b>30430 40</b>
<b>Note to Cash Flow Statement:</b>			
Cash and Cash equivalents included in the cash flow statement comprise the following Balance Sheet items:			
Cash & Balances with Reserve Bank of India (Schedule 6)	9205 21	22496 23	10538 83
Balances with banks & money at call and short notice (Schedule 7)	27597 87	7784 02	19891 57
<b>Total</b>	<b>36803 08</b>	<b>30280 25</b>	<b>30430 40</b>




	Half Year Ended		Year ended
	30.09.2020	30.09.2019	31.03.2020
	Reviewed	Reviewed	Audited
<b>A. Cash flow from Operating Activities</b>			
(1) Profit/ (Loss) before tax and extra-ordinary items	1147 71	(10013 91)	(8896 49)
(2) Adjustments for non cash items:			
- Profit/ (Loss) on sale of Fixed Assets ( Net )	86	29	4 74
- Depreciation (Net of Revaluation Reserve)	198 71	20056	394 38
- Provisions/ Write off of Loans/ Investments and other provisions	1473 84	1197839	13698 65
- Profit/ (Loss) on revaluation of Investments	( 95)	(1 70)	(2 91)
	<b>2820 17</b>	<b>2163 63</b>	<b>5198 37</b>
(3) Adjustments for (increase)/ decrease in operating assets:			
- Investments	(7387 74)	320236	10096 87
- Advances	3939 39	341039	4895 40
- Other Assets	1787 65	-154406	(2870 95)
- Refund/ (payment) of taxes	488 98	31081	(943 89)
(4) Adjustments for increase/ (decrease) in operating liabilities:			
- Borrowings	(326 84)	(15082 06)	(8538 87)
- Deposits	1518 35	450715	(4976 26)
- Other liabilities and provisions	3541 03	300899	(2652 18)
- Minority Interest		505	
<b>Net Cash used in/ generated from Operating activities</b>	<b>6380 99</b>	<b>(17 74)</b>	<b>208 49</b>
<b>B. Cash Flow from Investing activities</b>			
- Purchase (net of sale) of fixed assets	(16 03)	(227 03)	(295 97)
<b>Net cash used in / raised from Investing activities</b>	<b>(16 03)</b>	<b>(227 03)</b>	<b>(295 97)</b>
<b>C. Cash Flow from Financing activities</b>			
- Issue of Equity Shares			9300 00
- Share application money pending allotment		930000	
- Dividend and dividend tax paid	22 61	(18 20)	(21 48)
<b>Net cash used in / raised from Financing activities</b>	<b>22 61</b>	<b>9281 80</b>	<b>9278 52</b>
<b>NET INCREASE/ (DECREASE) IN CASH &amp; CASH EQUIVALENTS</b>	<b>6387 57</b>	<b>9037 03</b>	<b>9191 04</b>
<b>OPENING CASH &amp; CASH EQUIVALENTS</b>	<b>30494 96</b>	<b>21303 92</b>	<b>21303 92</b>
<b>CLOSING CASH &amp; CASH EQUIVALENTS</b>	<b><u>36882 53</u></b>	<b><u>30340 95</u></b>	<b><u>30494 96</u></b>
<b>Note to Cash Flow Statement:</b>			
Cash and Cash equivalents included in the cash flow statement comprise the following Balance Sheet items:			
Cash & Balances with Reserve Bank of India (Schedule 6)	9205 59	22496 48	10539 17
Balances with banks & money at call and short notice (Schedule 7)	27676 94	7844 47	19955 79
<b>Total</b>	<b><u>36882 53</u></b>	<b><u>30340 95</u></b>	<b><u>30494 96</u></b>





**Notes forming part of the Standalone / Consolidated Financial Results for the  
Quarter and Half year ended September 30, 2020**


1. The above Standalone and Consolidated Financial Results have been reviewed and recommended by the Audit Committee of Board and approved by the Board of Directors at their meeting held on October 23, 2020. The same have been subjected to review by the Statutory Auditors of the Bank, in line with the guidelines issued by the Reserve Bank of India and pursuant to SEBI (Listing Obligation and Disclosure Requirement) Regulations, 2015.
2. The Financial Results for the Quarter and half year ended September 30, 2020 have been prepared following the same accounting policies and practices as those followed in the annual financial statements for the year ended March 31, 2020.
3. The working results for the Quarter and half year ended September 30, 2020 have been arrived at after considering provisions for standard assets including requirements for exposures to entities with Un-hedged Foreign Currency Exposures (estimated by the Bank based on available financial statements and declaration from Borrowers), non-performing advances & investments, provision in respect of cases admitted to NCLT based on RBI directions, depreciation on investments, income tax, employee benefits and other usual and necessary provisions.
4. The SARS-CoV2 virus responsible for COVID-19 has resulted in a significant decline and volatility in global and Indian markets and economic activity. Implementation of lockdown and extensions has resulted in disruptions of business and common life. The Bank is gearing itself on all fronts to meet the challenges imposed by COVID including the likelihood of rise in customer defaults and an increase in provisioning requirements. The Bank's capital and liquidity position is strong and would continue to be the focus area for the Bank during this period.
5. In accordance with the RBI guidelines relating to 'COVID-19 Regulatory Package' on asset classification and provisioning, dated March 27, 2020 and April 17, 2020, May 23, 2020 and clarification issued by RBI through Indian Bankers Association dated May 6, 2020, the Bank has granted a moratorium on the payment of installments and or interest, as applicable, falling due between March 1, 2020 and August 31, 2020 ('moratorium period') to eligible borrowers classified as Standard, even if overdue, as on February 29, 2020. The moratorium period, wherever granted, shall be excluded by the Bank from the number of day's past-due for the purpose of asset classification under RBI's Income



Recognition and Asset Classification norms. Bank has made COVID 19 related provision of Rs. 24700 lakhs in March 2020 quarter and Rs.18900 lakhs in June 2020 quarter, (cumulative COVID 19 related provision of Rs. 43600 lakh as at September 30, 2020). The provision made by the Bank is more than minimum required as per the RBI guidelines.

6. RBI has provided for Resolution framework for COVID -19 related stress vide circular dated August 6, 2020. Bank has as a prudent measure made provision of Rs. 27000 lakhs towards the expected provisioning requirement for cases to be restructured under the Resolution framework.
7. In the Public Interest Litigation case of Gajendra Sharma vs Union Bank of India & Anr, Supreme Court in its interim order dated September 3, 2020, has directed Banks that the accounts which were not classified as NPA till August 31 2020, shall not be so classified till further orders of Supreme Court. Pursuant to the order, the Bank has not classified any borrower account as NPA, which has not been classified as NPA as on August 31, 2020 as per RBI Prudential Norms on Income Recognition, Asset Classification, Provisioning and other related matters, after August 31, 2020. Pending disposal of the case, the bank, as a matter of prudence has, in respect of these accounts has created additional provision of Rs. 3083 Lakhs under Provision for Standard Assets and reversed overdue interest to the extent of Rs. 1600 lakh for these accounts, during the quarter ended September 30, 2020.
8. The disclosures are required under RBI circular RBI/2019-20/220 DOR.No.BP.BC.63/21.04.048/2019-20 dated April 17, 2020 is given below for the half year ended as on September 30, 2020.

Sr. No.	Particulars	Amount (Rs. in lakh)
(i)	Respective amounts in SMA/overdue categories, where the moratorium/deferment was extended, in terms of paragraph 2 and 3 ( As on March 31, 2020)	493000
(ii)	Respective amount where asset classification benefits is extended (as of September 30, 2020)	137299
(iii)	Provisions made during the Q4 FY 2020 & Q1 FY 2021 and in terms of paragraph 5; (Mandatory 10% provision)	13730
(iv)	Provisions adjusted during the respective accounting periods against slippages and the residual provisions in terms of paragraph 6.	Nil





AS-23 'Accounting for Investments in Associates in Consolidated Financial Statements' and AS-27 'Financial Reporting of Interests in Joint Ventures'. The financial statements of the subsidiaries/ Associates/ Joint Venture used in the consolidation are drawn up to the same reporting date as that of the Bank i.e. quarter ended September 30, 2020, except for 4 associates which are not considered.

16. The consolidated financial statements include the accounts of IDBI Bank Limited (parent company – “the Bank”) and all its subsidiaries (% of holding) viz., IDBI Capital Market Securities Ltd (100%), IDBI Asset Management Ltd (66.67%), IDBI Intech Ltd (100%), IDBI MF Trustee Ltd (100%), IDBI Trusteeship Services Ltd (54.70%) based on reviewed accounts and Joint Venture viz., IDBI Federal Life Insurance Company Ltd (48%) based on management certified accounts reviewed accounts. The financials of four associates viz., National Securities Depository Limited (26.10%) and North Eastern Development Finance Corporation Limited (25%), Biotech Consortium India Limited (27.93%) and Pondicherry Industrial Promotion Development And Investment Corporation Limited (21.14%) are not considered for consolidation on account of non-receipt of financial statements for Q2 of FY2021, impact of which on the consolidated financial statements is not material.
17. The figures for the previous period have been re-grouped/ re-classified wherever considered necessary.


By order of the Board

  
(J. Samuel Joseph)

Deputy Managing Director

  
(Suresh Khafanhar)


Deputy Managing Director

  
(Rakesh Sharma)

Managing Director & CEO



October 23, 2020



K. S. Aiyar & Co.  
Chartered Accountants  
F-7, Laxmi Mills,  
Shakti Mills Lane,  
(Off Dr. E Moses Rd),  
Mahalaxmi,  
Mumbai - 400 011.


M. P. Chitale & Co.  
Chartered Accountants  
1<sup>st</sup> Floor, Hamam House,  
Ambalal Doshi Marg,  
Fort,  
Mumbai - 400 001

**Independent Auditors' Limited Review Report on Standalone Unaudited Quarterly and Year to Date Financial Results of IDBI Bank Limited Pursuant to the Regulation 33 of the SEBI (Listing Obligations and Disclosure Requirements) Regulations, 2015**

To

**Board of Directors of  
IDBI Bank Limited**

1. We have reviewed the accompanying statement of standalone unaudited financial results of IDBI Bank Limited ("the Bank") for the period ended September 30, 2020 ("the statement") , being submitted by the Bank pursuant to requirements of Regulation 33 of SEBI (Listing Obligation and Disclosure Requirements) Regulations, 2015 ("the Regulation") , as amended except for the disclosures relating to 'Pillar 3 under Basel III Capital Regulations', and those relating to 'Leverage Ratio' and 'Liquidity Coverage Ratio' under Capital Adequacy and Liquidity Standards issued by Reserve Bank of India ("RBI") as have been disclosed on the Bank's website and in respect of which a link has been provided in the aforesaid statement and have not been reviewed by us.
2. This statement which is the responsibility of the Bank's Management and approved by the Board of Directors has been prepared in accordance with recognition and measurement principles laid down in Accounting Standard 25 " Interim Financial Reporting" as prescribed under section 133 of the Companies Act, 2013 read with relevant rules issued thereunder, the relevant provisions of Banking Regulation Act, 1949, the relevant prudential norms issued by the Reserve Bank of India in respect of income recognition, asset classification, provisioning and other related matters ("RBI Guidelines") and other accounting principles generally accepted in India. Our responsibility is to issue a report on the statement based on our review.
3. We conducted our review of the Statement in accordance with the Standard on Review Engagements (SRE) 2410 "Review of Interim Financial Information Performed by the Independent Auditor of the Entity", issued by the Institute of Chartered Accountants of India. This standard requires that we plan and perform the review to obtain moderate assurance as to whether the financial results are free of material misstatement. A review is limited primarily to inquiries of Bank personnel and analytical procedures applied to financial data and thus provides less




assurance than an audit. We have not performed an audit and accordingly, we do not express an audit opinion.

4. In the conduct of our Review, we have relied on the review report of Dubai International Financial Centre (DIFC) branch of the Bank, reviewed by the auditor specifically appointed for this purpose and other reports, explanations & information collated by the head office of the Bank from its various branches.
5. Based on our review conducted as above, nothing has come to our attention that causes us to believe that the accompanying statement of standalone unaudited financial results prepared in accordance with recognition and measurement principles laid down in aforesaid accounting standard, the RBI guidelines and other accounting principles generally accepted in India, in so far as they apply to Banks, has not disclosed the information required to be disclosed in terms of the Regulation including the manner in which it is to be disclosed, or that it contains any material misstatement or that it has not been prepared in accordance with the relevant prudential norms issued by the Reserve Bank of India in respect of income recognition, asset classification, provisioning and other related matters.
6. We draw attention to Note 4, Note 5 and Note 6 of the accompanying standalone financial results, which describes the business uncertainties due to the outbreak of SARS-CoV-2 virus (COVID-19). In view of these uncertainties, the impact on the Bank's results is significantly dependent on future developments.


Our conclusion is not modified in respect of this matter.

**For K S Aiyar & Co**  
Chartered Accountants,  
Firm Reg. No. 100186W





**Satish Kelkar**  
Partner  
Membership No. 038934  
UDIN: 20038934AAAADP7327

**For M P Chitale & Co**  
Chartered Accountants,  
Firm Reg. No. 101851W



**Shraddha Jathar**  
Partner  
Membership No. 136908  
UDIN: 20136908AAAACW1261

**Place: Mumbai**  
**Date: October 23, 2020**



**K. S. Aiyar & Co.**  
**Chartered Accountants**  
F-7, Laxmi Mills,  
Shakti Mills Lane,  
(Off Dr. E Moses Rd),  
Mahalaxmi,  
Mumbai - 400 011.

**M. P. Chitale & Co.**  
**Chartered Accountants**  
1<sup>st</sup> Floor, Hamam House,  
Ambalal Doshi Marg,  
Fort,  
Mumbai – 400 001.

**Independent Auditor's Limited Review Report On Consolidated Unaudited Quarterly and year to date Financial Results of IDBI Bank Limited Pursuant to the Regulation 33 of the SEBI (Listing Obligations and Disclosure Requirements) Regulations, 2015**

To  
**Board of Directors of  
IDBI Bank Limited**

1. We have reviewed the accompanying statement of Consolidated Unaudited Financial results of IDBI Bank Limited ("the Parent"/"the Bank") and its subsidiaries (the Parent and its subsidiaries together referred to as "the Group"), its jointly controlled entities and its share of the net profit/(loss) after tax of its associates for the quarter ended September 30, 2020 and year to date results for the period from April 1, 2020 to September 30, 2020 ("the Statement"), being submitted by the Parent pursuant to the requirement of Regulation 33 of the SEBI (Listing Obligations and Disclosure Requirements) Regulations, 2015, as amended, except for the disclosures relating to consolidated Pillar 3 disclosure as at September 30, 2020, including leverage ratio and liquidity coverage ratio under Basel III Capital Regulations as have been disclosed on the Bank's website and in respect of which a link has been provided in the Statement and have not been reviewed by us.
2. This Statement, which is the responsibility of the Parent's Management and approved by the Parent's Board of Directors, has been prepared in accordance with the recognition and measurement principles laid down in Accounting Standard 25 "Interim Financial Reporting" ("AS 25"), prescribed under Section 133 of the Companies Act, 2013 read with relevant rules issued thereunder, the relevant provisions of the Banking Regulation Act, 1949, the circulars, guidelines and directions issued by the Reserve Bank of India (RBI) from time to time ("RBI Guidelines") and other accounting principles generally accepted in India. Our responsibility is to express a conclusion on the Statement based on our review.



3. We conducted our review of the Statement in accordance with the Standard on Review Engagements (SRE) 2410 "Review of Interim Financial Information Performed by the Independent Auditor of the Entity", issued by the Institute of Chartered Accountants of India. A review of interim financial information consists of making inquiries, primarily of persons responsible for financial and accounting matters, and applying analytical and other review procedures. A review is substantially less in scope than an audit conducted in accordance with Standards on Auditing and consequently does not enable us to obtain assurance that we would become aware of all significant matters that might be identified in an audit. Accordingly, we do not express an audit opinion.

We also performed procedures in accordance with the circular issued by the SEBI under Regulation 33 (8) of the SEBI (Listing Obligations and Disclosure Requirements) Regulations, 2015, as amended, to the extent applicable.

4. The Statement includes the results of the following entities:

**Domestic Subsidiaries**

- (i) IDBI Asset Management Limited
- (ii) IDBI Intech Limited
- (iii) IDBI Capital Markets & Securities Limited
- (iv) IDBI Trusteeship Services Limited
- (v) IDBI Mutual Fund Trustee Company Limited


**Jointly Controlled Entity**

- (i) IDBI Federal Life Insurance Company Limited

**Associates**

- (i) Biotech Consortium India Limited
- (ii) National Securities Depository Limited
- (iii) North Eastern Development Finance Corporation Limited
- (iv) Pondicherry Industrial Promotion Development and Investment Corporation Limited


5. Based on our review conducted and procedures performed as stated in paragraph 3 above and based on the consideration of the interim financial results referred to in paragraph 7 below, nothing has come to our attention that causes us to believe that the accompanying Statement of Consolidated Unaudited Financial results, prepared in accordance with the recognition and measurement principles laid down in the aforesaid Accounting Standard, RBI guidelines and other accounting principles generally accepted in India, has not disclosed the information required to be disclosed in terms of Regulation 33 of the SEBI (Listing Obligations and Disclosure Requirements) Regulations, 2015, as amended in the manner in





which it is to be disclosed except for the disclosure relating to consolidated pillar 3 disclosure as at September 30, 2020 including leverage ratio and liquidity coverage ratio under Basel III Capital Regulations as have been disclosed on the Bank's website and in respect of which a link has been provided in the statement and have not been reviewed by us, or that it contains any material misstatement.

6. We draw attention to Note 4, Note 5 and Note 6 of the accompanying Consolidated Unaudited Financial Results, which describes the business uncertainties due to the outbreak of SARS-CoV-2 virus (COVID-19). In view of these uncertainties, the impact on the Bank's results is significantly dependent on future developments.
  
7.
  - a. In the conduct of our Review, we have relied on the review report of Dubai International Financial Centre (DIFC) branch of the Bank, reviewed by the auditor specifically appointed for this purpose and other reports, explanations & information collated by the head office of the Bank from its various branches.
  
  - b. We did not review the interim financial results of 5 subsidiaries and included in the consolidated unaudited financial results, whose interim financial results reflect total assets of Rs. 79131.05 lakhs as at September 30, 2020 and total revenues of Rs. 7814.93 lakhs and 14980.22 lakhs and total net profit after tax of Rs. 1695.20 lakhs and 3399.90 lakhs for the quarter and year to date ended September 30, 2020 respectively, and cash inflows (net) of Rs. 4278.82 Lakhs for the period from April 1, 2020 to September 30, 2020, as considered in the consolidated unaudited financial results. These interim financial results have been reviewed by other auditors whose reports have been furnished to us by the Management and our conclusion on the Statement, in so far as it relates to the amounts and disclosures included in respect of these subsidiaries is based solely on the reports of the other auditors and the procedures performed by us as stated in paragraph 3 above.
  
  - c. The consolidated unaudited financial results include the interim financial results of 1 jointly controlled entity which have not been reviewed by their auditors, whose interim financial results reflect total assets of Rs. 69530.01 lakhs as at September 30, 2020 and total revenues of Rs. 573.50 lakhs and Rs. 1083.18 Lakhs, total net profit after tax of Rs. 400.14 lakhs and Rs. 701.45 Lakhs for the quarter ended September 30, 2020 and for the period from April 1, 2020 to September 30, 2020 respectively, as considered in the consolidated unaudited financial results. According to the information and explanations given to us by the Management, these interim financial results are not material to the Group and our conclusion on the Statement, in so far as it relates to the amounts and disclosures included in respect of this jointly controlled entity, is based solely on Management confirmations.




**K S Aiyar & Co**  
Chartered Accountants

**M P Chitale & Co**  
Chartered Accountants,

- d. The Consolidated Unaudited Financial Results does not include the results in respect of all four Associates for which financial results have not been received. According to the information and explanations given to us by the Management, these interim financial results are not material to the Group.

Our conclusion is not modified in respect of the matters mentioned in paragraphs 6 and 7 above.

**For K S Aiyar & Co**  
Chartered Accountants,  
Firm Reg. No. 100186W



**Satish Kelkar**  
Partner  
Membership No. 038934  
UDIN: 20038934AAAADQ9028

**For M P Chitale & Co**  
Chartered Accountants,  
Firm Reg. No. 101851W



**Shraddha Jathar**  
Partner  
Membership No. 136908  
UDIN: 20136908AAAACX6303



**Place: Mumbai**  
**Date: October 23, 2020**

