

**Tourism Finance Corporation of India Ltd.**  
*helping tourism grow*

**FY24 INVESTOR PRESENTATION**





This presentation has been prepared by **Tourism Finance Corporation of India Limited** (the “Company”) solely for your information. By accessing this presentation, you are agreeing to be bound by the trailing restrictions.

This presentation does not constitute or form part of any offer or invitation or inducement to sell or issue, or any solicitation of any offer or recommendation to purchase or subscribe for, any securities of the Company, nor shall it or any part of it or the fact of its distribution form the basis of, or be relied on in connection with, any contract or commitment thereof. In particular, this presentation is not intended to be a prospectus or offer document under the applicable laws of any jurisdiction, including India. No representation or warranty, express or implied, is made as to, and no reliance should be placed on, the fairness, accuracy, completeness or correctness of the information or opinions contained in this presentation. Such information and opinions are in all events not current after the date of this presentation. There is no obligation to update, modify or amend this communication or to otherwise notify the recipient if information, opinion, projection, forecast or estimate set forth herein, changes or subsequently becomes inaccurate.

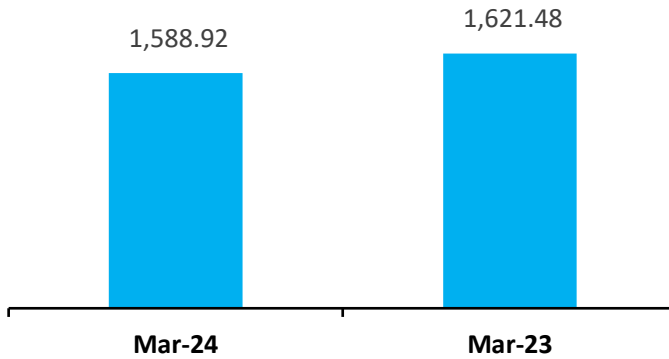
Certain statements contained in this presentation that are not statements of historical fact constitute “forward-looking statements.” You can generally identify forward-looking statements by terminology such as “aim”, “anticipate”, “believe”, “continue”, “could”, “estimate”, “expect”, “intend”, “may”, “objective”, “goal”, “plan”, “potential”, “project”, “pursue”, “shall”, “should”, “will”, “would”, or other words or phrases of similar import. These forward-looking statements involve known and unknown risks, uncertainties, assumptions and other factors that may cause the Company’s actual results, performance or achievements to be materially different from any future results, performance or achievements expressed or implied by such forward-looking statements or other projections. Important factors that could cause actual results, performance or achievements to differ materially include, among others: (a) our ability to successfully implement our strategy, (b) our growth and expansion plans, (c) changes in regulatory norms applicable to the Company, (d) technological changes, (e) investment income, (f) cash flow projections, and (g) other risks.

This presentation is for general information purposes only, without regard to any specific objectives, financial situations or informational needs of any particular person. The Company may alter, modify or otherwise change in any manner the content of this presentation, without obligation to notify any person of such change or changes.

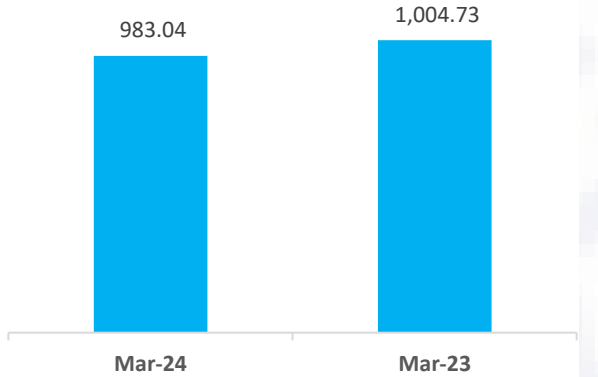
# FY24 – Financial Highlights



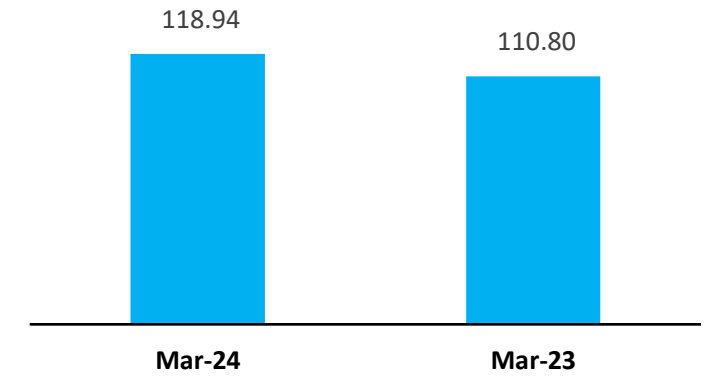
Gross Loan Book (Rs. in cr)#



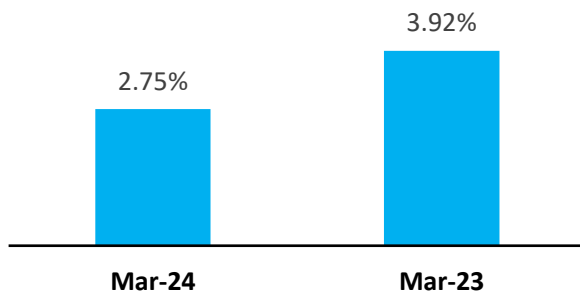
Borrowings (Rs. in cr)



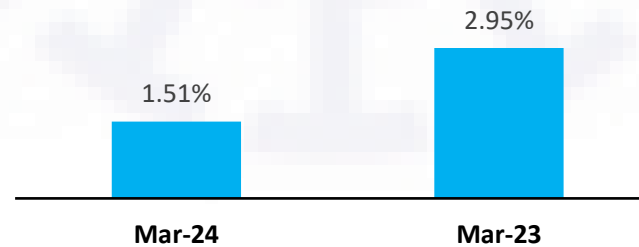
Book Value per Share (Rs.)



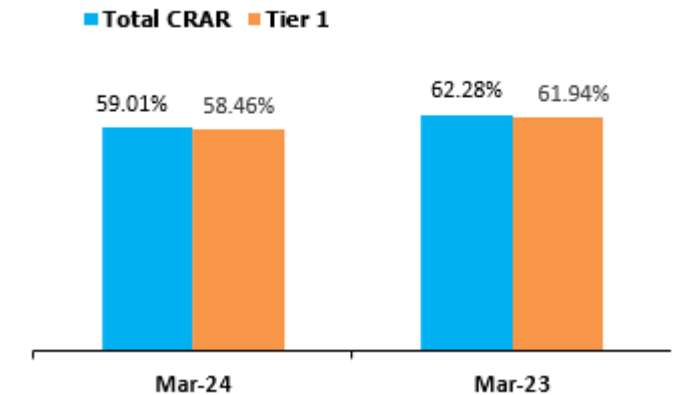
Gross NPL (%)



Net NPL (%)



Capital Adequacy Ratio (%)

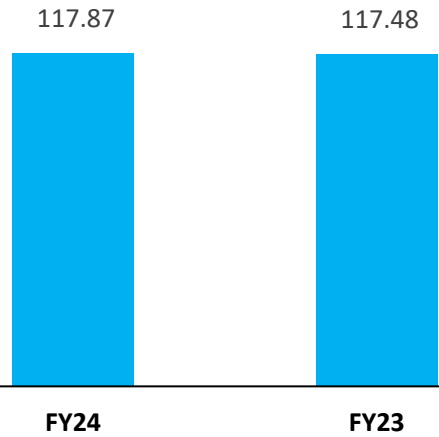


#73% of Loan Book constitutes of MSME Loans


# FY24 – Financial Highlights



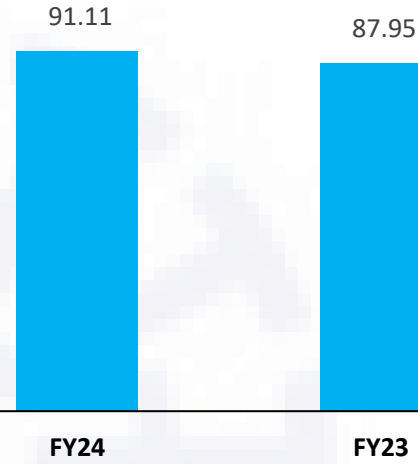
Profit before provision and tax  
(Rs. in cr)



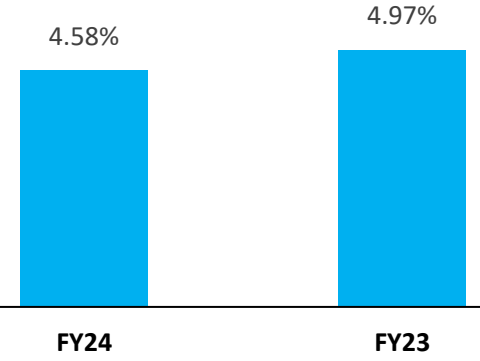
PBT (Rs. in cr)



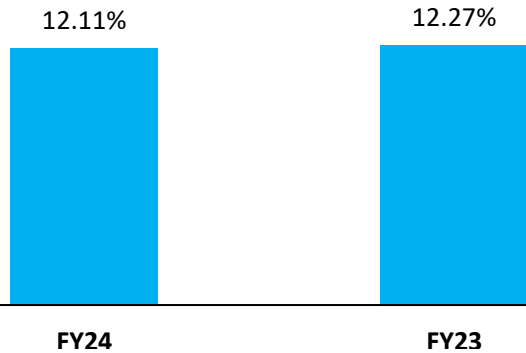
PAT (Rs. in cr)



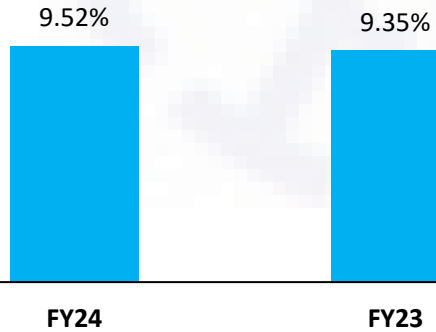
NIMs (%)



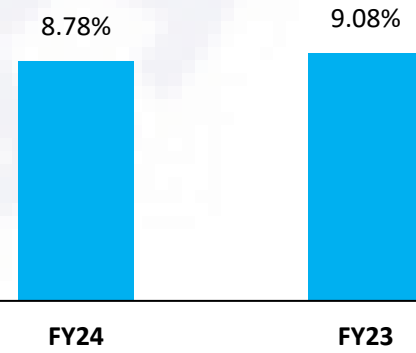
Return on Loans (%)



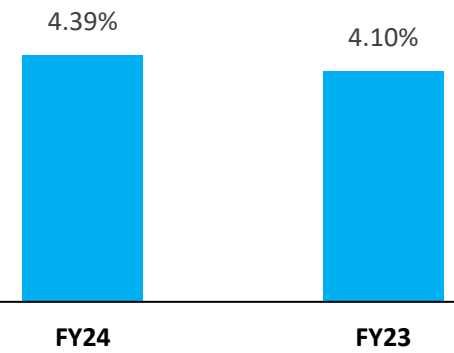
Cost of Borrowings (%)



ROE (%)



ROA (%)



# Profit & Loss Statement – Q4FY24 and FY24



Particulars (Rs. Crs.)	FY24	FY23	Q4FY24	Q4FY23
<b>Income</b>				
Interest Income	195.25	197.20	48.13	45.03
Interest Expense	100.29	90.64	25.51	21.10
<b>Net Interest Income</b>	94.96	106.56	22.62	23.93
Other Income	46.79	34.50	9.52	15.16
<b>Net Total Income</b>	141.74	141.06	32.14	39.09
<b>Expenditure</b>				
Employee Expenses	12.70	11.59	3.35	3.30
Depreciation and Amortization expense	1.13	1.66	0.28	0.35
Other Expenses	10.04	10.33	3.84	3.63
<b>Total Expenditure</b>	23.87	23.58	7.47	7.28
<b>Pre Provision and pre fair value diminution operating profit</b>	117.87	117.48	24.67	31.81
Provisions and diminution in fair value	4.00	8.11	-	-
<b>Profit Before Tax</b>	113.87	109.37	24.67	31.81
Tax	22.76	21.42	4.27	6.92
<b>Profit After Tax</b>	91.11	87.95	20.40	24.89
Other Comprehensive Income	3.90	3.74	0.21	0.59
<b>Total Comprehensive Income (PAT + OCI)</b>	95.01	91.69	20.61	25.48

# Balance Sheet for FY24



Particulars (Rs. in Cr.)	Mar-24	Mar-23
<b>Assets</b>		
<b>Financial Assets</b>	<b>2,060.79</b>	<b>1,999.65</b>
Cash & Cash Equivalents	32.10	60.98
Bank balance other than cash & cash equivalents	1.45	1.48
Receivables	0.05	0.12
<b>Loans &amp; Advances</b>		
Gross Loans & Advances	1588.92	1621.48
Loan to Employees (Net)	0.18	0.18
Less: Unamortised upfront fee	0.57	1.01
Less: Impairment Loss/ ECL	32.65	38.07
<b>Net Loans &amp; Advances</b>	<b>1555.87</b>	<b>1582.58</b>
Investments	461.18	337.57
Other Financial Assets	10.14	16.92
<b>Non - Financial Assets</b>	<b>39.79</b>	<b>39.83</b>
Current Tax Assets	16.04	14.85
Deferred Tax Assets	6.89	7.77
Property Plant & Equipment and Right to Use Assets	14.33	15.05
Intangible Assets	0.19	0.40
Other non-financial assets	2.34	1.76
Assets classified as held for sale	5.31	<b>5.31</b>
<b>Total Assets</b>	<b>2,105.89</b>	<b>2,044.79</b>

Particulars (Rs. in Cr.)	Mar-24	Mar-23
<b>Liabilities</b>		
<b>Financial Liabilities</b>	<b>1,013.92</b>	<b>1,025.72</b>
Trade Payable	-	
Secured/Unsecured Debentures	373.77	373.10
Bank Borrowings	603.89	625.73
Other financial Liabilities	36.26	26.89
<b>Non - Financial Liabilities</b>	<b>2.35</b>	<b>1.97</b>
Provisions	1.59	1.25
Other non-financial liabilities	0.76	0.72
<b>Equity</b>	<b>1,089.62</b>	<b>1,017.10</b>
Equity Share Capital	90.37	90.37
Reserves & Surplus	999.25	926.73
<b>Total Liabilities</b>	<b>2,105.89</b>	<b>2,044.79</b>

# Credit Rating



Rating Agency	Rating Amount (Rs. In Crs)		Rating Action
	Long Term Bonds	Bank Borrowings	
<b>ACUITE</b>	<b>A+</b> Outlook: Stable NCD's :- (359.74) MLD :- (75.00)	<b>A+</b> Outlook: Negative (950.00)	Reaffirmed (May 2024)
<b>CARE</b>	<b>A</b> Outlook: Stable (175.00)	-	Reaffirmed Outlook revised to Stable (August 2023)
<b>Brickwork</b>	<b>A+</b> Outlook: Stable (334.74)	-	Reaffirmed (July 2023)



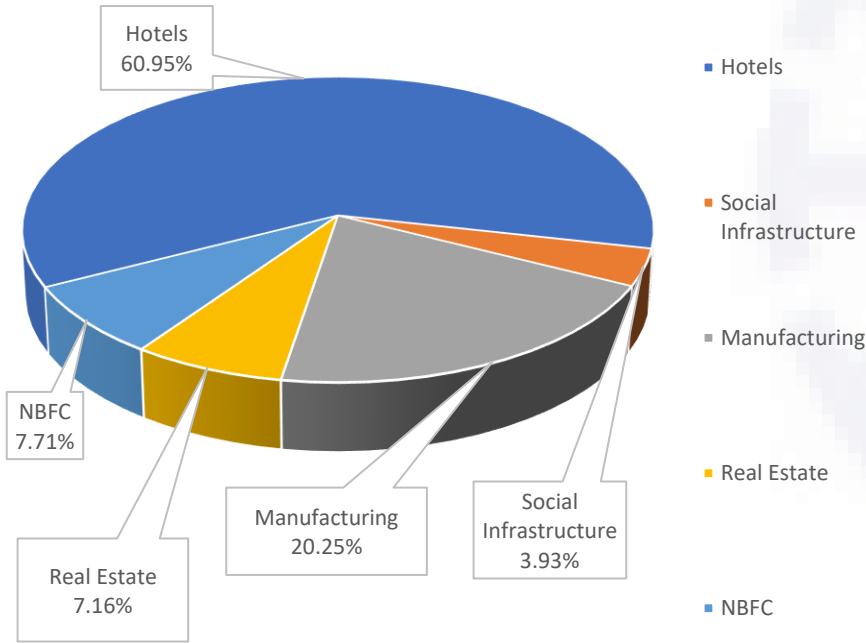
PAN India  
presence with  
Track Record of over  
30 Years



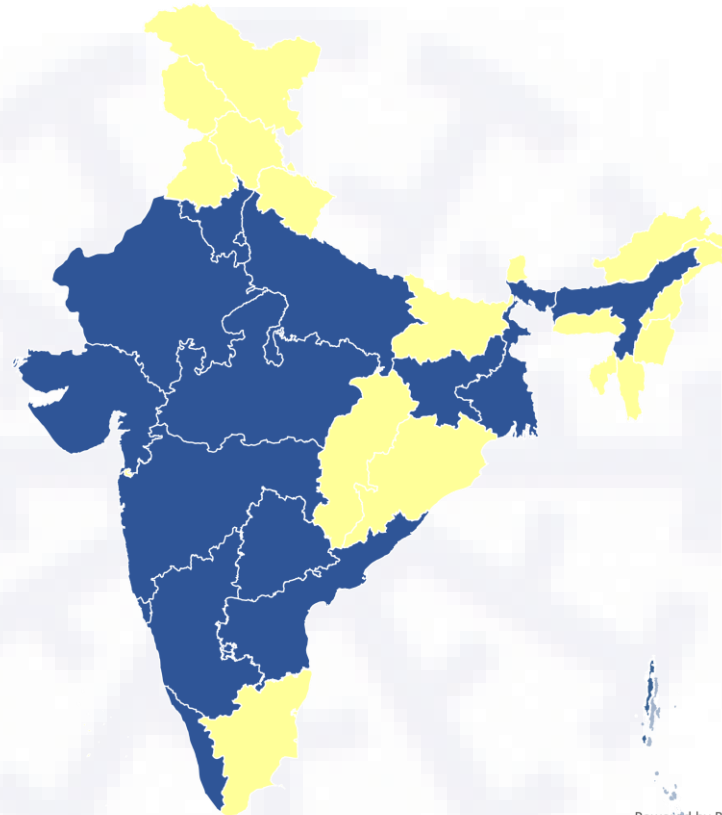
# Multiple Project Sanctions



Particulars	Projects	Rs. Crs.
Cumulative Sanctioned	969	14478
Cumulative Disbursement	593	8789
Cumulative Closed	534	7091
Cumulative Write-offs	10	109
Outstanding Projects as on date	49	1589



## PAN India Presence



■ Presence (As on 30<sup>th</sup> Sep 2023)  
■ Historical Presence (Facilities since closed)

State/Cities	# Projects
Uttar Pradesh	6
Maharashtra	7
Gujarat	4
Rajasthan	3
Madhya Pradesh	2
Haryana	4
JHARKHAND	1
Karnataka	4
Andhra Pradesh	3
Goa	2
West Bengal	3
Delhi	5
Telangana	2
Kerala	1
Andaman & Nicobar	1
Assam	1
<b>Total</b>	<b>49</b>

Note: Map not to scale. All data, information, and maps are provided "as is" without warranty or any representation of accuracy, timeliness or completeness



Track record of  
Consistent  
Performance

# Financial Performance Summary



Particulars	2018-19	2019-20	2020-21	2021-22	2022-23	2023-24
	(Audited)	(Audited)	(Audited)	(Audited)	(Audited)	(Reviewed)
Gross Interest Income	210.56	240.23	247.61	247.89	197.20	195.25
Net Interest Income	107.25	119.51	117.5	127.85	106.56	94.96
Profit before tax	113.64	97.45	99.86	107.9	109.37	113.87
Profit after tax	86.25	81.02	80.75	85.32	87.95	91.11
Equity share Capital	80.71	80.71	80.71	90.37	90.37	90.37
Reserve and Surplus	648.97	665.76	703.73	838.3	926.73	999.25
Tangible Net Worth (Net of Intangible Assets & deferred cost)	726.32	740.83	780.31	924.15	1001.32	1074.85
Total Borrowings	1326.64	1451.24	1363.60	1278.74	1004.73	983.04
Earning per share (Rs.)	10.69	10.04	10.00	10.01	9.73	10.08
Book Value (Rs.)	90.4	92.48	97.18	102.76	111.64	118.94
Debt:Equity Ratio	1.83:1	1.96:1	1.75:1	1.38:1	1:1	0.91:1
CRAR(%)	39.01	37.54	39.87	54.59	62.65	59.01
Gross NPLs	87.14	44.82	69.48	13.54	63.62	43.66
Gross NPLs(%)	5.14	2.5	3.51	0.74	3.92%	2.75%
Net NPLs	47.62	28.9	56.13	6.77	47.84	23.97
Net NPLs (%)	2.81	1.61	2.84	0.37	2.95%	1.51%
Loan Book	1,693.82	1,793.54	1,976.64	1,834.35	1621.48	1588.92
Return on Loan and Advances	11.81	12.73	12.34	12.44	12.27%	12.11%
Cost of Borrowing	9.15	9.24	9.05	8.8	93.50%	9.52%
NIM	5.21	5.51	5.31	5.77	4.97%	4.58%



Eminent Board  
&  
Experienced  
Management Team



# Eminent Board of Directors



**Dr. S. Ravi**

Non-Executive Chairman  
(Non-Independent Director)



**Sh. Parkash Chand**

Director



**Sh. Bapi Munshi**

Independent Director



**Mrs. Thankom T Mathew**

Independent Director



**Sh. Ashok Kumar Garg**

Independent Director



**Sh. Anoop Bali**

Managing Director & CFO



**Mr. Anoop Bali**  
**Managing Director & CFO**

- Masters in Business Administration (Gold Medalist)
- Has over 33 years of experience in Credit appraisal, Monitoring & Recovery, NPA/Stressed Asset Management, Legal Matters, Risk Management, Accounts & Finance, Treasury and Resource Management, Corporate Advisory, etc.
- Has expertise in development of varied hospitality projects, branding and financial structuring.
- Eminent speaker at various tourism forums and has played key role in tourism planning with several State Governments/ Ministry of Tourism, Govt of India.

# Experienced Team of Professionals



**Mrs. Charu Singh**, President

- Has over 2 decades of experience in project finance, appraisals & corporate finance functions with focus on tourism, urban infrastructure & manufacturing sectors
- Joined TFCI in 1997 and has contributed across multiple domains viz. credit appraisals, project monitoring & follow-up, credit risk management, NPA resolution and various consultancy assignments
- Holds an MBA (Finance) degree and is a qualified Cost Accountant (ICMAI). She is also an Certified Associate of Indian Institute of Bankers (CAIIB)



**Mr. Rajiv Singh**, Senior Vice President

- Has over 2 decades of experience with listed companies, public financial institution in Company Secretary functions, Accounts Finance, Resource Mobilisation, Banking operations, Risk Management, Treasury, RBI Compliances etc.
- An associate member of Institute of Company Secretaries of India(ICSI) Institute of Cost Accountants of India(ICMAI) and holds Bachelor of Law Degree(LLB) from Delhi University He is also a Certified Associate of Indian Institute of Bankers (CAIIB)



**Mr. Sanjay Ahuja**, Senior Vice President and Company Secretary

- Having over 29 years of experience in corporate laws and governance related matters
- Fellow Member of the Institute of Company Secretaries of India, member of Institute of Cost Accountants of India and is a Law Graduate
- Joined TFCI in 1995 and has contributed across multiple domains viz Corporate Laws compliances, Human Resource, Administration, Risk Management, treasury and resource raising etc.

# Experienced Team of Professionals



**Shri P.K. Naik**, Chief Technology Officer

- Having more than 32 years of experience in IT Governance, Information System and IT Infrastructure management, Information Security & Data protection, Business Continuity Planning, Compliances and Business Automation in Financial Sector.
- A Master in Computer Application (MCA), Certified Associate of Indian Institute of Banker (CAIIB) and Certified Information System Auditor (CISA)



**Mr. Sanjay Behari**, Vice President (Credit)

- Has more than 31 years of experience in Project Finance, Credit Administration, Post Sanction Follow-up, Debt Syndication, NPA Resolution, Asset Reconstruction, Project/transaction Advisory & Structuring and Loan Documentation.
- He is Bachelor of Textile Engineering, M.B.A (Finance).



**Mr. Rudra Nath Jha**, Vice President (Legal)

- Has more than 30 years of experience in various sectors viz. NBFC, telecom, real estate and electricity distribution with focus on regulatory policies coupled with strategic litigation, Merger & Acquisition, statutory compliances and implemented best practices of the corporate world and became a solution provider.
- He is Law and Commerce graduate from Delhi University.



**Mr. Tarun Gupta**, Vice President (Business Development & Credit)

- Has over 19 years of experience in wholesale banking including real estate, project financing, structured finance and business development.
- He is B.Tech from IIT Delhi and Post graduate in Advanced Finance.



# Thank You



**Tourism Finance Corporation of India Ltd.**  
*helping tourism grow*

**Mr. Sanjay Ahuja, Company Secretary**

Email id: [complianceofficer@tfciltd.com](mailto:complianceofficer@tfciltd.com)

Website : [www.tfciltd.com](http://www.tfciltd.com)



**Registered & Corporate Office:**

4<sup>th</sup> Floor, Tower-1

NBCC Plaza, Pushp Vihar Sector 5, Saket,

New Delhi 110017

India