

BAJAJ FINANCE LIMITED

26 October 2021

THE MANAGER, BSE LIMITED DCS - CRD PHIROZE JEEJEEBHOY TOWERS DALAL STREET, MUMBAI - 400 001	THE MANAGER, LISTING DEPARTMENT NATIONAL STOCK EXCHANGE OF INDIA LTD. EXCHANGE PLAZA, C-1. BLOCK G, BANDRA - KURLA COMPLEX, BANDRA (EAST) MUMBAI - 400 051
SCRIP CODE: 500034	SCRIP CODE: BAJFINANCE - EQ

Dear Sir/Madam,

Sub: Outcome of Meeting of Board of Directors

In terms of provision of Regulation 30 read with Regulation 51 (Part A and Part B of Schedule III) of the SEBI (Listing Obligations and Disclosure Requirements) Regulations, 2015, as amended, (SEBI Listing Regulations), this is to inform that Board at its Meeting held today, i.e., 26 October 2021 approved unaudited standalone and consolidated financial results of the Company prepared as per Indian Accounting Standard (Ind AS) for the quarter and half year ended 30 September 2021 as per Regulation 33 of SEBI Listing Regulations.

A copy of the said standalone and consolidated financial results, limited review reports for standalone and consolidated financial results and press release in this respect are enclosed.

Further, please find enclosed herewith disclosures of related party transactions, on consolidated basis, drawn in accordance with the applicable accounting standards for the half year ended 30 September 2021. The same is published on the website of the Company at <https://www.bajajfinserv.in/finance-investor-relations-financial-information>. Details as per Regulation 52 of SEBI Listing Regulations are also enclosed.

The meeting commenced at 2:45 p.m. and concluded at 4:25 p.m.

We request you to kindly take the same on record.

Thanking you,

Yours Faithfully,
For **Bajaj Finance Limited**


R. Vijay
Company Secretary
Email ID: investor.service@bajajfinserv.in

Encl.: As above

Cc: Catalyst Trusteeship Limited, Pune (Debenture Trustee)

Independent Auditor's Review Report on the Quarterly and Year to Date Unaudited Standalone Financial Results of the Company Pursuant to the Regulation 33 and 52(2) of the SEBI (Listing Obligations and Disclosure Requirements) Regulations, 2015, as amended**Review Report to
The Board of Directors
Bajaj Finance Limited**

1. We have reviewed the accompanying statement of unaudited standalone financial results of Bajaj Finance Limited (the "Company") for the quarter ended September 30, 2021 and year to date from April 1, 2021 to September 30, 2021 (the "Statement") attached herewith, being submitted by the Company pursuant to the requirements of Regulation 33 and 52(2) of the SEBI (Listing Obligations and Disclosure Requirements) Regulations, 2015, as amended (the "Listing Regulations").
2. This Statement, which is the responsibility of the Company's Management and approved by the Company's Board of Directors, has been prepared in accordance with the recognition and measurement principles laid down in Indian Accounting Standard 34, 'Interim Financial Reporting' ("Ind AS 34") prescribed under Section 133 of the Companies Act, 2013, as amended, read with relevant rules issued thereunder and other accounting principles generally accepted in India. Our responsibility is to express a conclusion on the Statement based on our review.
3. We conducted our review of the Statement in accordance with the Standard on Review Engagements (SRE) 2410, "Review of Interim Financial Information Performed by the Independent Auditor of the Entity" issued by the Institute of Chartered Accountants of India. This standard requires that we plan and perform the review to obtain moderate assurance as to whether the Statement is free of material misstatement. A review of interim financial information consists of making inquiries, primarily of persons responsible for financial and accounting matters, and applying analytical and other review procedures. A review is substantially less in scope than an audit conducted in accordance with Standards on Auditing and consequently does not enable us to obtain assurance that we would become aware of all significant matters that might be identified in an audit. Accordingly, we do not express an audit opinion.
4. Based on our review conducted as above, nothing has come to our attention that causes us to believe that the accompanying Statement, prepared in accordance with the recognition and measurement principles laid down in the aforesaid Ind AS 34 prescribed under Section 133 of the Companies Act, 2013, as amended, read with relevant rules issued thereunder and other accounting principles generally accepted in India, has not disclosed the information required to be disclosed in terms of the Listing Regulations, including the manner in which it is to be disclosed, or that it contains any material misstatement.
5. We draw attention to note 8 to the Statement, which describes the uncertainty continued to be caused by COVID-19 pandemic and related events which could impact the Company's estimates of impairment of loans to customers. Our conclusion is not modified in respect of this matter.

For SRBC & CO LLP
Chartered Accountants

ICAI Firm registration number: 324982E/E300003



per Vaibhav Kumar Gupta

Partner

Membership No.: 213935

UDIN: 21213935AAAAFY3708

Pune
October 26, 2021


BAJAJ FINANCE LIMITED

Bajaj Finance Limited

Statement of unaudited Standalone financial results for the Quarter and Half year ended 30 September 2021

(₹ In Crore)

Particulars	Quarter ended			Half year ended		Year ended
	30.09.2021 (Reviewed)	30.06.2021 (Reviewed)	30.09.2020 (Reviewed)	30.09.2021 (Reviewed)	30.09.2020 (Reviewed)	31.03.2021 (Audited)
1 Income						
(a) Revenue from operations						
Interest Income	5,841.53	5,171.17	5,066.33	11,012.70	10,167.80	20,419.10
Fees and commission Income	699.17	555.63	550.66	1,254.80	1,097.13	2,352.79
Net gain on fair value changes	51.83	82.89	121.15	134.72	357.77	527.72
Sale of services	2.60	1.99	5.60	4.59	8.40	59.55
Other operating income	213.10	104.22	36.20	317.32	49.47	163.00
Total revenue from operations	6,808.23	5,915.90	5,779.94	12,724.13	11,680.57	23,532.16
(b) Other income	0.55	1.06	6.85	1.61	7.75	14.17
Total Income	6,808.78	5,916.96	5,786.59	12,725.74	11,688.32	23,546.33
2 Expenses						
(a) Finance costs	1,889.33	1,763.90	1,868.11	3,653.23	3,852.88	7,446.39
(b) Fees and commission expense	523.43	286.77	296.42	810.20	495.00	1,301.56
(c) Impairment on financial instruments	1,239.29	1,724.40	1,634.99	2,963.69	3,275.52	5,721.28
(d) Employee benefits expense	848.06	548.69	461.17	1,396.75	943.28	2,242.42
(e) Depreciation and amortisation expenses	87.58	82.43	67.11	170.01	144.09	302.25
(f) Other expenses	453.47	361.30	273.25	814.77	607.04	1,159.55
Total expenses	5,041.16	4,767.49	4,601.05	9,808.65	9,318.81	18,183.45
3 Profit before tax (1-2)	1,767.62	1,149.47	1,185.54	2,917.09	2,369.51	5,362.88
4 Tax expense						
(a) Current tax	377.00	554.50	572.10	931.50	1,279.28	1,470.70
(b) Deferred tax (credit)/charge	84.85	(247.95)	(263.14)	(163.10)	(655.85)	(63.33)
Total tax expense	461.85	306.55	308.96	768.40	623.43	1,407.37
5 Profit after tax (3-4)	1,305.77	842.92	876.58	2,148.69	1,746.08	3,955.51
6 Other comprehensive income						
a (i) Items that will not be reclassified to profit or loss	(8.37)	4.92	(1.48)	(3.45)	14.76	(3.25)
(ii) Income tax related to items that will not be reclassified to profit or loss	0.96	(1.06)	0.17	(0.10)	(14.33)	(7.58)
b (i) Items that will be reclassified to profit or loss	23.49	(16.64)	(15.74)	6.85	(89.75)	(62.97)
(ii) Income tax related to items that will be reclassified to profit or loss	(5.91)	4.19	3.95	(1.72)	22.58	15.85
Total other comprehensive income, net of tax	10.17	(8.59)	(13.10)	1.58	(66.74)	(57.95)
7 Total comprehensive income for the period (5+6)	1,315.94	834.33	863.48	2,150.27	1,679.34	3,897.56
8 Paid-up equity share capital (Face value of ₹ 2)				120.51	120.13	120.32
9 Other equity				37,564.69	33,468.90	35,818.42
10 Earnings per share (not annualised)						
Basic (₹)	21.67	14.00	14.60	35.68	29.06	65.85
Diluted (₹)	21.53	13.91	14.52	35.43	28.92	65.33



BAJAJ FINANCE LIMITED


Bajaj Finance Limited

Statement of unaudited Standalone financial results for the Quarter and Half year ended 30 September 2021

Notes:

- 1 Disclosure of standalone assets and liabilities as per Regulation 33 of the SEBI (Listing Obligations and Disclosure Requirements) Regulations, 2015, as amended, as at 30 September 2021:

		(₹ In Crore)		
Particulars		As at 30.09.2021 (Reviewed)	As at 30.09.2020 (Reviewed)	As at 31.03.2021 (Audited)
A	Assets			
1	Financial assets			
	(a) Cash and cash equivalents	2,293.75	1,331.49	1,383.63
	(b) Bank balances other than cash and cash equivalents	1,018.91	2.14	2.13
	(c) Derivative financial instruments	6.48	2.16	-
	(d) Trade receivables	767.46	1,363.74	720.10
	(e) Loans	121,243.87	102,524.77	113,089.94
	(f) Investments	19,827.83	27,177.86	20,169.12
	(g) Other financial assets	890.50	282.55	487.33
	Sub-total - Financial assets	146,048.80	132,684.71	135,852.25
2	Non-financial assets			
	(a) Current tax assets (net)	159.26	149.67	155.07
	(b) Deferred tax assets (net)	1,080.47	1,501.65	919.21
	(c) Property, plant and equipment	1,004.05	973.55	972.44
	(d) Capital work-in-progress	13.27	-	7.07
	(e) Intangible assets under development	91.85	13.21	43.99
	(f) Intangible assets	217.06	211.07	254.76
	(g) Other non-financial assets	185.80	160.30	134.10
	Sub-total - Non-financial assets	2,751.76	3,009.45	2,486.64
	Total - Assets	148,800.56	135,694.16	138,338.89
B	Liabilities and equity			
	Liabilities			
1	Financial liabilities			
	(a) Derivative financial instruments	93.25	80.58	137.87
	(b) Trade payables			
	Total outstanding dues of micro enterprises and small enterprises	0.44	-	0.27
	Total outstanding dues of creditors other than micro enterprises and small enterprises	1,059.32	700.49	676.62
	(c) Other payables			
	Total outstanding dues of micro enterprises and small enterprises	-	-	-
	Total outstanding dues of creditors other than micro enterprises and small enterprises	206.82	49.18	191.08
	(d) Debt securities	51,003.07	38,222.51	43,071.71
	(e) Borrowings (other than debt securities)	24,722.51	35,540.95	27,092.09
	(f) Deposits	28,720.47	21,669.40	25,803.43
	(g) Subordinated debts	3,723.46	3,813.11	3,898.61
	(h) Other financial liabilities	785.62	741.33	743.65
	Sub-total - Financial liabilities	110,315.16	100,817.55	101,615.33
2	Non-financial liabilities			
	(a) Current tax liabilities (net)	178.20	878.26	172.73
	(b) Provisions	176.34	103.00	136.58
	(c) Other non-financial liabilities	445.66	306.32	475.48
	Sub-total - Non-financial liabilities	800.20	1,287.58	784.82
3	Equity			
	(a) Equity share capital	120.51	120.13	120.32
	(b) Other equity	37,564.89	33,469.90	35,818.42
	Sub-total - Equity	37,685.20	33,589.03	35,938.74
	Total - Liabilities and equity	148,800.56	135,694.16	138,338.89



Corporate Office Ext.: 3rd Floor, Panchshil Tech Park, Viman Nagar, Pune - 411014, Maharashtra, India
Registered Office: Mumbai-Pune Road, Akurdi, Pune - 411035, Maharashtra, India

Tel: +91 20 30186403
Fax: +91 20 30186364
Corporate ID No.:
L65910MH1987PLC042961

www.bajajfinserv.in/finance



BAJAJ FINANCE LIMITED

Bajaj Finance Limited

Statement of unaudited Standalone financial results for the Quarter and Half year ended 30 September 2021

Notes:

- 2 Disclosure of standalone statement of cashflow as per Regulation 33 of the SEBI (Listing Obligations and Disclosure Requirements) Regulations, 2015, as amended, for the half year ended 30 September 2021:

Particulars	Half year ended		Year ended
	30.09.2021 (Reviewed)	30.09.2020 (Reviewed)	31.03.2021 (Audited)
(₹ In Crore)			
A. Operating activities			
Profit before tax	2,917.09	2,369.51	5,362.88
Adjustments for:			
Interest income	(11,012.70)	(10,167.80)	(20,419.10)
Depreciation and amortisation	170.01	144.09	302.25
Impairment on financial instruments	2,963.69	3,275.52	5,721.28
Net (gain)/loss on disposal of property, plant and equipment	9.89	(0.17)	6.41
Finance costs	3,653.23	3,852.88	7,446.39
Share based payment to employees	69.77	52.10	111.39
Net gain on fair value changes	(134.72)	(357.77)	(527.72)
Service fees for management of assigned portfolio of loans	(4.59)	(8.40)	(59.55)
Dividend income (₹ 21,600, Previous period ₹ Nil)	-	-	-
Cash inflow from interest on loans	(1,368.33)	(840.04)	(2,055.77)
Cash inflow from service asset	11,172.90	8,321.71	18,498.14
Cash outflow towards finance cost	22.03	24.72	50.10
Cash outflow towards finance cost	(2,882.85)	(3,850.35)	(7,428.46)
Cash generated from operation before working capital changes	6,943.75	3,656.04	9,063.99
Working capital changes:			
(increase) / decrease in trade receivables	(80.48)	303.88	137.64
(increase) / decrease in loans	(11,413.97)	9,360.60	(3,680.82)
(increase) / decrease in other financial assets	(1,410.49)	69.65	(135.12)
(increase) / decrease in other non-financial assets	(51.70)	(61.17)	(34.97)
Increase / (decrease) in trade payables	382.87	63.43	39.83
Increase / (decrease) in other payables	15.74	(130.28)	11.62
Increase / (decrease) in other financial liabilities	9.68	96.64	78.61
Increase / (decrease) in provisions	43.43	24.13	23.57
Increase / (decrease) in other non-financial liabilities	(29.82)	(60.71)	108.45
Income tax paid (net of refunds)	(12,534.74)	9,666.17	(3,451.19)
Net cash generated from/ (used in) operating activities (A)	(6,521.26)	12,934.06	4,312.28
B. Investing activities			
Purchase of property, plant and equipment	(115.94)	(54.90)	(124.41)
Proceeds from sale of property, plant and equipment and intangible assets	34.92	3.00	9.83
Purchase of intangible assets	(14.39)	(32.92)	(116.30)
Purchase of intangible assets under development and capital work-in-progress	(54.05)	(13.21)	(51.06)
Purchase of investments measured under amortised cost	(1,950.12)	-	(500.00)
Proceeds from investments measured under amortised cost	500.00	10.95	20.32
Purchase of investments measured under FVOCI	(2,340.95)	(1,402.92)	(3,004.37)
Proceeds from sale of investments measured under FVOCI	2,083.84	1,376.17	2,082.54
Purchase of investments measured under FVTPL	(79,418.18)	(123,546.76)	(212,917.51)
Proceeds from sale of investments measured under FVTPL	81,829.07	116,051.72	214,960.43
Purchase of equity investments designated under FVOCI	(195.54)	-	-
Dividend received (₹ 21,600, Previous period ₹ Nil)	-	-	-
Interest received on investments	107.46	113.84	194.79
Investment in subsidiaries	-	-	(150.00)
Net cash generated from/ (used in) investing activities (B)	466.11	(7,496.03)	424.26
C. Financing activities			
Issue of equity share capital (including securities premium)	119.31	37.97	103.21
Share option cost recovered from subsidiary	-	-	20.42
Dividends paid	(602.41)	(2.69)	(2.74)
Payment of lease liability	(45.82)	(37.81)	(78.67)
Deposits received, net	2,566.20	1.74	4,246.41
Debt securities issued/(repaid), net	7,401.66	(3,237.42)	1,622.50
Borrowings other than debt securities issued/(repaid), net	(2,423.57)	(1,351.36)	(9,705.65)
Subordinated debts issued/(repaid), net	(50.00)	(192.50)	(228.72)
Net cash generated from/ (used in) financing activities (C)	5,965.27	(4,782.07)	(4,027.44)
Net increase in cash and cash equivalents (A+B+C)	910.12	656.96	709.10
Cash and cash equivalents at the beginning of the period	1,383.63	674.53	674.53
Cash and cash equivalents at the end of the period	2,293.75	1,331.49	1,383.63



Corporate Office Ext.: 3rd Floor, Panchshil Tech Park, Viman Nagar, Pune - 411014, Maharashtra, India
 Registered Office: Mumbai-Pune Road, Akurdi, Pune - 411035, Maharashtra, India

Phone: 020 30186300
 Fax: 020 30186364
 Corporate ID No.:
 L65910MH1987PLC042961

www.bajajfinserv.in/finance



BAJAJ FINANCE LIMITED

Bajaj Finance Limited

Statement of unaudited Standalone financial results for the Quarter and Half year ended 30 September 2021

Notes.

- 3 The above results have been reviewed by the Audit Committee and approved by the Board of Directors at its meetings held on 26 October 2021 and subjected to limited review by statutory auditors, pursuant to regulation 33 of SEBI (Listing Obligations and Disclosure Requirements) Regulations, 2015, as amended. These financial results are available on the website of the Company viz. www.bajajfinserv.in/corporate-bajaj-finance and on the website of BSE Limited (www.bseindia.com) and National Stock Exchange of India Limited (www.nseindia.com).
- 4 On 27 April 2021, the Board of Directors have approved issue of 1,007,006 equity shares of face value of ₹ 2 at applicable grant prices to the Trustees of BFL Employee Welfare Trust under Employee Stock Option Scheme, 2009.
- 5 On 20 July 2021, the Board of Directors have approved investment in equity and/or convertible loan or instrument convertible into equity shares upto an aggregate amount of ₹ 284 crores in Bajaj Finserv Direct Limited (a fellow subsidiary of the Company).

Accordingly, the Company has disbursed ₹ 195.54 crore in the form of compulsorily convertible long term loan to Bajaj Finserv Direct Limited during the quarter ended 30 September 2021.

- 6 The secured non-convertible debentures issued by the Company are fully secured by first pari passu charge by mortgage of the Company's immovable property at Chennai and/or by hypothecation of book debts/loan receivables to the extent as stated in the information memorandum. Further, the Company has maintained asset cover as stated in the information memorandum which is sufficient to discharge the principal amount at all times for the non-convertible debt securities issued.
- 7 The Company is engaged primarily in the business of financing and accordingly there are no separate reportable segments as per Ind AS 108 dealing with Operating Segment. The Company operates in a single geographical segment i.e. domestic.
- 8 In the previous year ended 31 March 2021, in accordance with the Reserve Bank of India ('RBI') guidelines relating to 'COVID-19 Regulatory Package' dated 27 March 2020 and subsequent guidelines on EMI moratorium dated 17 April 2020 and 23 May 2020, the Company had offered moratorium to its customers based on requests as well as on Suo-moto for EMIs falling due between 1 March 2020 to 31 August 2020. Further, the Company offered resolution plan to its customers pursuant to the RBI's guideline 'Resolution framework for COVID-19 related stress' dated 6 August 2020.

During the quarter and half year, the Company offered resolution plan to its customers pursuant to RBI's guideline 'Resolution Framework - 2.0: Resolution of Covid-19 related stress of Individuals and Small Businesses' dated 5 May 2021.

As a matter of prudence, the Company has written off principal outstanding of ₹ 354.72 crore and ₹ 467.83 crore for the quarter and half year ended 30 September 2021 respectively, and corresponding interest outstanding (including capitalized interest) of ₹ 70.99 crore and ₹ 100.56 crore respectively, by utilizing the available expected credit loss (ECL) provision including management overlay. The aforesaid write offs were:

(i) On account of change in write off policy for certain overdue positions based on assessment of recoverability. Consequently, the Company has written off ₹ 141.04 crore of principal outstanding and ₹ 12.08 crore of interest outstanding in the quarter and half year ended 30 September 2021. Had the Company applied the erstwhile policy, the profit before tax for the quarter and half year ended 30 September 2021 would have been higher by ₹ 53.31 crore.

(ii) On account of additional write-off of potentially unrecoverable loans which were under deep moratorium comprising of principal write-off of ₹ 213.68 crore and ₹ 325.79 crore for quarter and half year ended 30 September 2021 respectively and corresponding interest outstanding (including capitalized interest) of ₹ 58.91 crore and ₹ 86.48 crore respectively.

The Company holds a management and macro-economic overlay of ₹ 666 crore as at 30 September 2021.


Given the dynamic and evolving nature of the pandemic, these estimates includes the possible impact of known events till date and are subject to uncertainty caused by resurgence of COVID-19 pandemic and related events.

- 9 (a) Disclosures pursuant to RBI Notification - RBI/2020-21/16 DOR.No BP.BC/3/21.04.048/2020-21 dated 6 August 2020

(₹ In Crore except number of accounts)

Type of borrower	(A)	(B)	(C)	(D)	(E)
	Number of accounts where resolution plan has been implemented under this window	exposure to accounts mentioned at (A) before implementation of the plan	Of (B), aggregate amount of debt that was converted into other securities	Additional funding sanctioned, if any, including between invocation of the plan and implementation	Increase in provisions on account of the implementation of the resolution plan
Personal Loans	103,920	679.99	-	-	46.57
Corporate persons*	2	404.68	-	-	-
of which, MSMEs	-	-	-	-	-
Others	2	404.68	-	-	-
Total	103,922	1,084.67	-	-	46.57

*As defined in Section 3(7) of the Insolvency and Bankruptcy Code, 2016



Corporate Office Ext.: 3rd Floor, Panchshil Tech Park, Viman Nagar, Pune - 411014,
Maharashtra, India
Registered Office: Mumbai-Pune Road, Akurdi, Pune - 411035, Maharashtra, India

Tel: +91 20 30186403
Fax: +91 20 30186364
Corporate ID No.:
L65910MH1987PLC042961

www.bajajfinserv.in/finance



BAJAJ FINANCE LIMITED

Bajaj Finance Limited

Statement of unaudited Standalone financial results for the Quarter and Half year ended 30 September 2021

Notes:

(b) Disclosures pursuant to RBI Notification - RBI/2020-21/16 DOR.No.BP.BC/3/21.04.048/2020-21 dated 6 August 2020

(₹ In Crore)

Type of borrower	Exposure to accounts classified as Standard consequent to implementation of resolution plan – Position as at the end of the previous half-year (A)	Of (A), aggregate debt that slipped into NPA during the half-year	Of (A) amount written off during the half-year#	Of (A) amount paid by the borrowers during the half year*	Exposure to accounts classified as Standard consequent to implementation of resolution plan – Position as at the end of this half-year
Personal Loans	603.92	200.20	85.96	21.64	382.08
Corporate persons	404.68	-	-	17.46	387.22
of which, MSMEs	-	-	-	-	-
Others	404.68	-	-	17.46	387.22
Total	1,008.60	200.20	85.96	39.10	769.30

#represents debt that slipped into stage 3 and was subsequently written off during the half year ended 30 September 2021

* represents receipts net of interest accruals and drawdowns, if any

(c) Disclosures pursuant to RBI Notification - RBI/2021-22/31 DOR.STR.REC.11/21.04.048/2021-22 dated 5 May 2021

(₹ In Crore except number of accounts)

Description	Individual Borrowers		Small Business
	Personal Loans	Business Loans	
(A) Number of requests received for invoking resolution process under Part A	2,162	739	528
(B) Number of accounts where resolution plan has been implemented under this window	955	250	471
(C) Exposure to accounts mentioned at (B) before implementation of the plan	101.36	28.01	69.51
(D) Of (C), aggregate amount of debt that was converted into other securities	-	-	-
(E) Additional funding sanctioned, if any, including between invocation of the plan and implementation	-	-	-
(F) Increase in provisions on account of the implementation of the resolution plan	3.64	2.29	7.01


There were 144 borrower accounts having an aggregate exposure of ₹ 33.48 crore to the Company, where resolution plans had been implemented under RBI's Resolution Framework 1.0 dated 6 August 2020 and now modified under RBI's Resolution Framework 2.0 dated 5 May 2021.

- 10 The Indian Parliament has approved the Code on Social Security, 2020 which subsumes the Provident Fund and the Gratuity Act and rules thereunder. The Ministry of Labour and Employment has also released draft rules thereunder on 13 November 2020, and has invited suggestions from stakeholders which are under active consideration by the Ministry. The Company will evaluate the rules, assess the impact, if any, and account for the same once the rules are notified and become effective.
- 11 Figures for the previous periods have been regrouped, wherever necessary, to make them comparable with the current period.
- 12 The Company has designated an exclusive email ID viz. investor.service@bajajfinserv.in for investor grievance redressal.

Pune
26 October 2021



CIN : 65920MH1987PLC042961



By order of the Board of Directors
For Bajaj Finance Limited

Rajeev Jain
Rajeev Jain
Managing Director

Registered Office : Akurdi, Pune - 411 035 | Corporate Office : 4th Floor, Bajaj Finserv Corporate Office,
Off. Pune - Ahmednagar Road, Viman Nagar, Pune - 411 014 | Tel. : 020-30405060 Fax : 020-30405030
Email : investor.service@bajajfinserv.in | Website : www.bajajfinserv.in/corporate-bajaj-finance

Corporate Office Ext.: 3rd Floor, Panchshil Tech Park, Viman Nagar, Pune - 411014,
Maharashtra, India
Registered Office: Mumbai-Pune Road, Akurdi, Pune - 411035, Maharashtra, India

Tel: +91 20 30186403
Fax: +91 20 30186364
Corporate ID No.:
L65910MH1987PLC042961

www.bajajfinserv.in/finance



Independent Auditor's Review Report on the Quarterly and Year to Date Unaudited Consolidated Financial Results of the Company Pursuant to the Regulation 33 of the SEBI (Listing Obligations and Disclosure Requirements) Regulations, 2015, as amended**Review Report to
The Board of Directors
Bajaj Finance Limited**

1. We have reviewed the accompanying statement of unaudited consolidated financial results of Bajaj Finance Limited (the "Holding Company") and its subsidiaries (the Holding Company and its subsidiaries together referred to as "the Group") for the quarter ended September 30, 2021 and year to date from April 1, 2021 to September 30, 2021 (the "Statement") attached herewith, being submitted by the Holding Company pursuant to the requirements of Regulation 33 of the SEBI (Listing Obligations and Disclosure Requirements) Regulations, 2015, as amended (the "Listing Regulations").
2. This Statement, which is the responsibility of the Holding Company's Management and approved by the Holding Company's Board of Directors, has been prepared in accordance with the recognition and measurement principles laid down in Indian Accounting Standard 34, 'Interim Financial Reporting' ("Ind AS 34") prescribed under Section 133 of the Companies Act, 2013, as amended, read with relevant rules issued thereunder and other accounting principles generally accepted in India. Our responsibility is to express a conclusion on the Statement based on our review.
3. We conducted our review of the Statement in accordance with the Standard on Review Engagements (SRE) 2410, "Review of Interim Financial Information Performed by the Independent Auditor of the Entity" issued by the Institute of Chartered Accountants of India. This standard requires that we plan and perform the review to obtain moderate assurance as to whether the Statement is free of material misstatement. A review of interim financial information consists of making inquiries, primarily of persons responsible for financial and accounting matters, and applying analytical and other review procedures. A review is substantially less in scope than an audit conducted in accordance with Standards on Auditing and consequently does not enable us to obtain assurance that we would become aware of all significant matters that might be identified in an audit. Accordingly, we do not express an audit opinion.

We also performed procedures in accordance with the Circular No. CIR/CFD/CMD1/44/2019 dated March 29, 2019 issued by the Securities and Exchange Board of India under Regulation 33(8) of the Listing Regulations, to the extent applicable.

4. The Statement includes the results of the following entities:
 - (i) Bajaj Housing Finance Limited
 - (ii) Bajaj Financial Securities Limited
5. Based on our review conducted and procedures performed as stated in paragraph 3 above, nothing has come to our attention that causes us to believe that the accompanying Statement, prepared in accordance with recognition and measurement principles laid down in the aforesaid Ind AS 34 prescribed under Section 133 of the Companies Act, 2013, as amended, read with relevant rules issued thereunder and other accounting principles generally accepted in India, has not disclosed the information required to be disclosed in terms of the Listing Regulations, including the manner in which it is to be disclosed, or that it contains any material misstatement.



SRBC & COLLP

Chartered Accountants

Bajaj Finance Limited

2 of 2

6. We draw attention to note 9 to the Statement, which describes the uncertainty continued to be caused by COVID-19 pandemic and related events which could impact the Group's estimates of impairment of loans to customers. Our conclusion is not modified in respect of this matter.

For SRBC & COLLP

Chartered Accountants

ICAI Firm registration number: 324982E/E300003



per Vaibhav Kumar Gupta
Partner

Membership No.: 213935

UDIN: 21213935AAAAFX6944

Pune

October 26, 2021


BAJAJ FINANCE LIMITED

Bajaj Finance Limited

Statement of unaudited Consolidated financial results for the Quarter and Half year ended 30 September 2021

(₹ In Crore)

Particulars	Quarter ended			Half year ended		Year ended
	30.09.2021 (Reviewed)	30.06.2021 (Reviewed)	30.09.2020 (Reviewed)	30.09.2021 (Reviewed)	30.09.2020 (Reviewed)	31.03.2021 (Audited)
1 Income						
(a) Revenue from operations						
Interest income	6,687.34	5,954.22	5,763.09	12,641.56	11,556.29	23,303.38
Fees and commission income	733.28	576.45	574.64	1,309.73	1,146.79	2,452.39
Net gain on fair value changes	66.68	101.16	137.28	167.84	401.58	591.22
Sale of services	30.52	4.82	1.94	35.34	7.22	157.53
Other operating income	213.54	105.26	36.20	318.80	49.47	163.65
Total revenue from operations	7,731.36	6,741.91	6,513.15	14,473.27	13,161.35	26,668.17
(b) Other income	0.70	1.10	6.88	1.80	8.42	14.88
Total income	7,732.06	6,743.01	6,520.03	14,475.07	13,169.77	26,683.05
2 Expenses						
(a) Finance costs	2,397.57	2,253.55	2,358.15	4,651.12	4,855.78	9,414.00
(b) Fees and commission expense	519.86	279.73	280.38	799.59	466.08	1,246.48
(c) Impairment on financial instruments	1,300.34	1,750.32	1,700.41	3,050.66	3,386.14	5,968.58
(d) Employee benefits expense	937.20	616.52	514.38	1,553.72	1,051.41	2,498.67
(e) Depreciation and amortisation expenses	94.53	89.02	71.52	183.55	155.74	325.27
(f) Other expenses	478.11	388.01	289.72	886.12	639.46	1,237.79
Total expenses	5,727.61	5,377.15	5,214.56	11,104.76	10,554.61	20,690.79
3 Profit before tax (1-2)	2,004.45	1,365.86	1,305.47	3,370.31	2,615.16	5,992.26
4 Tax expense						
(a) Current tax	444.05	618.45	618.83	1,062.50	1,371.86	1,660.26
(b) Deferred tax (credit)/charge	79.41	(255.03)	(278.24)	(175.62)	(683.90)	(87.82)
Total tax expense	523.46	363.42	340.59	886.88	687.96	1,572.44
5 Profit after tax (3-4)	1,480.99	1,002.44	964.88	2,483.43	1,927.20	4,419.82
6 Other comprehensive income						
a (i) Items that will not be reclassified to profit or loss	(8.37)	4.92	(1.48)	(3.45)	14.76	(1.99)
(ii) Income tax related to items that will not be reclassified to profit or loss	0.96	(1.06)	0.17	(0.10)	(14.33)	(7.90)
b (i) Items that will be reclassified to profit or loss	23.49	(16.64)	(15.74)	6.85	(89.75)	(62.97)
(ii) Income tax related to items that will be reclassified to profit or loss	(5.91)	4.19	3.95	(1.72)	22.58	15.85
Total other comprehensive income, net of tax	10.17	(8.59)	(13.10)	1.58	(66.74)	(57.01)
7 Total comprehensive income for the period (5+6)	1,491.16	993.85	951.78	2,485.01	1,860.46	4,362.81
8 Paid-up equity share capital (Face value of ₹ 2)				120.51	120.13	120.32
9 Other equity				38,879.12	34,164.46	36,798.09
10 Earnings per share (not annualised)						
Basic (₹)	24.58	16.66	16.07	41.24	32.10	73.58
Diluted (₹)	24.42	16.54	15.98	40.95	31.92	73.00



BAJAJ FINANCE LIMITED

Bajaj Finance Limited


Statement of unaudited Consolidated financial results for the Quarter and Half year ended 30 September 2021

Notes:

- 1 Disclosure of consolidated assets and liabilities as per Regulation 33 of the SEBI (Listing Obligations and Disclosure Requirements) Regulations, 2015, as amended, as at 30 September 2021:

(₹ In Crore)

Particulars		As at 30.09.2021 (Reviewed)	As at 30.09.2020 (Reviewed)	As at 31.03.2021 (Audited)
A	Assets			
1	Financial assets			
	(a) Cash and cash equivalents	3,392.35	2,195.57	1,861.17
	(b) Bank balances other than cash and cash equivalents	1,251.77	58.70	315.01
	(c) Derivative financial instruments	6.48	2.16	-
	(d) Trade receivables	1,337.46	1,527.29	1,107.24
	(e) Loans	160,807.68	131,764.91	146,686.87
	(f) Investments	16,994.83	23,364.97	18,396.91
	(g) Other financial assets	965.14	383.69	537.18
	Sub-total - Financial assets	184,755.71	159,297.29	168,904.38
2	Non-financial assets			
	(a) Current tax assets (net)	168.14	153.70	159.77
	(b) Deferred tax assets (net)	1,119.70	1,532.24	945.90
	(c) Property, plant and equipment	1,075.75	1,047.05	1,041.69
	(d) Capital work-in-progress	13.27	-	7.07
	(e) Intangible assets under development	91.85	13.21	43.99
	(f) Goodwill	3.27	3.27	3.27
	(g) Other intangible assets	233.01	221.29	270.74
	(h) Other non-financial assets	203.80	166.90	150.06
	Sub-total - Non-financial assets	2,908.79	3,137.66	2,622.49
	Total - Assets	187,664.50	162,434.95	171,526.87
B	Liabilities and equity			
1	Financial liabilities			
	(a) Derivative financial instruments	93.25	80.58	137.87
	(b) Trade payables			
	Total outstanding dues of micro enterprises and small enterprises	0.53	0.12	0.27
	Total outstanding dues of creditors other than micro enterprises and small enterprises	1,329.38	928.62	894.59
	(c) Other payables			
	Total outstanding dues of micro enterprises and small enterprises	-	-	-
	Total outstanding dues of creditors other than micro enterprises and small enterprises	226.76	52.60	213.82
	(d) Debt securities	65,229.64	46,130.90	54,502.14
	(e) Borrowings (other than debt securities)	47,346.79	53,286.14	47,441.20
	(f) Deposits	28,720.47	21,669.40	25,803.43
	(g) Subordinated debts	3,723.46	3,813.11	3,898.61
	(h) Other financial liabilities	1,107.58	846.30	891.78
	Sub-total - Financial liabilities	147,777.86	126,807.77	133,783.71
2	Non-financial liabilities			
	(a) Current tax liabilities (net)	229.47	899.27	180.17
	(b) Provisions	182.64	107.47	137.69
	(c) Other non-financial liabilities	474.90	335.85	506.89
	Sub-total - Non-financial liabilities	887.01	1,342.59	824.75
3	Equity			
	(a) Equity share capital	120.51	120.13	120.32
	(b) Other equity	38,879.12	34,164.46	36,798.09
	Sub-total - Equity	38,999.63	34,284.59	36,918.41
	Total - Liabilities and equity	187,664.50	162,434.95	171,526.87



Corporate Office Ext.: 3rd Floor, Panchshil Tech Park, Viman Nagar, Pune - 411014, Maharashtra, India
Registered Office: Mumbai-Pune Road, Akurdi, Pune - 411035, Maharashtra, India

Tel: +91 20 30186403
Fax: +91 20 30186364
Corporate ID No.: L65910MH1987PLC042961

www.bajajfinserv.in/finance



BAJAJ FINANCE LIMITED

Bajaj Finance Limited

Statement of unaudited Consolidated financial results for the Quarter and Half year ended 30 September 2021

Notes:

- 2 Disclosure of consolidated statement of cashflow as per Regulation 33 of the SEBI (Listing Obligations and Disclosure Requirements) Regulations, 2015, as amended, for the half year ended 30 September 2021:

Particulars	Half year ended		Year ended
	30.09.2021 (Reviewed)	30.09.2020 (Reviewed)	31.03.2021 (Audited)
			(₹ In Crore)
A. Operating activities			
Profit before tax	3,370.31	2,615.16	5,992.26
Adjustments for:			
Interest income	(12,641.56)	(11,556.29)	(23,303.38)
Depreciation and amortisation	183.55	155.74	325.27
Impairment on financial instruments	3,050.66	3,386.14	5,968.58
Net (gain)/loss on disposal of property, plant and equipment	10.06	(0.04)	6.85
Finance costs	4,651.11	4,855.78	9,414.00
Share based payment to employees	79.35	58.48	124.75
Net gain on fair value changes	(167.84)	(401.58)	(591.22)
Service fees for management of assigned portfolio of loans	(35.34)	(7.23)	(157.53)
Dividend received (₹ 21,600, Previous period ₹ Nil)	-	-	-
	(1,499.70)	(893.84)	(2,220.42)
Cash inflow from interest on loans	12,814.43	9,637.90	21,343.23
Cash inflow from service asset	41.35	35.09	73.65
Cash outflow towards finance cost	(4,376.10)	(4,710.71)	(9,099.14)
Cash generated from operation before working capital changes	6,979.98	4,068.44	10,097.32
Working capital changes:			
(Increase) / decrease in trade receivables	(76.92)	294.59	35.37
(Increase) / decrease in loans	(17,490.28)	8,018.86	(9,573.87)
(Increase) / decrease in other financial assets	(1,364.13)	67.33	(337.78)
(Increase) / decrease in other non-financial assets	(50.50)	(61.45)	(44.06)
Increase / (decrease) in trade payables	435.06	166.65	132.89
Increase / (decrease) in other payables	12.94	(145.24)	15.98
Increase / (decrease) in other financial liabilities	179.45	129.65	156.73
Increase / (decrease) in provisions	47.19	26.23	25.00
Increase / (decrease) in other non-financial liabilities	(31.99)	(76.26)	94.80
	(18,339.18)	8,420.36	(9,494.94)
Income tax paid (net of refunds)	(1,021.57)	(458.67)	(1,482.31)
Net cash generated from/ (used in) operating activities (A)	(12,380.77)	12,030.13	(879.93)
B. Investing activities			
Purchase of property, plant and equipment	(124.88)	(57.78)	(131.66)
Proceeds from sale of property, plant and equipment and intangible assets	35.63	3.64	11.40
Purchase of intangible assets	(16.30)	(35.40)	(126.77)
Purchase of intangible assets under development and capital work-in-progress	(54.06)	(13.21)	(51.08)
Purchase of investments measured under amortised cost	(4,450.12)	-	(3,975.00)
Proceeds from investments measured under amortised cost	3,500.00	10.95	2,995.32
Purchase of investments measured under FVOCI	(2,340.95)	(1,402.92)	(3,004.37)
Proceeds from sale of investments measured under FVOCI	2,083.84	1,376.17	2,082.54
Purchase of investments measured under FVTPL	(95,052.01)	(133,874.74)	(234,606.56)
Proceeds from sale of investments measured under FVTPL	97,873.15	127,554.53	236,150.89
Purchase of equity investments designated under FVOCI	(195.54)	-	-
Dividend received (₹ 21,600, Previous period ₹ Nil)	-	-	-
Interest received on investments	126.74	134.89	225.71
Net cash generated from/ (used in) investing activities (B)	1,385.50	(6,303.87)	(429.56)
C. Financing activities			
Issue of equity share capital (including securities premium)	119.31	37.97	103.21
Dividends paid	(602.41)	(2.69)	(2.74)
Payment of lease liability	(51.30)	(41.67)	(86.84)
Deposits received, net	2,566.20	1.74	4,246.41
Debt securities issued/ (repaid), net	10,695.94	(3,292.53)	4,937.14
Borrowings other than debt securities issued/ (repaid), net	(151.29)	(1,385.54)	(7,142.33)
Subordinated debts issued/ (repaid), net	(50.00)	(192.50)	(228.72)
Net cash generated from/ (used in) financing activities (C)	12,526.45	(4,875.22)	1,826.13
Net increase in cash and cash equivalents (A+B+C)	1,531.18	851.04	516.64
Cash and cash equivalents at the beginning of the period	1,861.17	1,344.53	1,344.53
Cash and cash equivalents at the end of the period	3,392.35	2,195.57	1,861.17



Corporate Office Ext.: 3rd Floor, Panchshil Tech Park, Viman Nagar, Pune - 411014, Maharashtra, India
Registered Office: Mumbai-Pune Road, Akurdi, Pune - 411035, Maharashtra, India

Tel: +91 20 30186403
Fax: +91 20 30186364
Corporate ID No.: L65910MH1987PLC042961

www.bajajfinserv.in/finance



Bajaj Finance Limited

Statement of unaudited Consolidated financial results for the Quarter and Half year ended 30 September 2021

Notes:

3 The consolidated financial results include results of the following companies:

Name of the Company	% Shareholding and voting power of Bajaj Finance Limited	Consolidated as
Bajaj Housing Finance Ltd. (BHFL)	100%	Subsidiary
Bajaj Financial Securities Ltd. (BFinsec)	100%	Subsidiary

4 The above results have been reviewed by the Audit Committee and approved by the Board of Directors at its meetings held on 26 October 2021 and subjected to limited review by statutory auditors, pursuant to regulation 33 of SEBI (Listing Obligations and Disclosure Requirements) Regulations, 2015, as amended. These financial results are available on the website of the Company viz. www.bajajfinserv.in/corporate-bajaj-finance and on the website of BSE Limited (www.bseindia.com) and National Stock Exchange of India Limited (www.nseindia.com).

5 On 27 April 2021, the Board of Directors have approved issue of 1,007,006 equity shares of face value of ₹ 2 at applicable grant prices to the Trustees of BFL Employee Welfare Trust under Employee Stock Option Scheme, 2009.

6 On 20 July 2021, the Board of Directors have approved investment in equity and/or convertible loan or instrument convertible into equity shares upto an aggregate amount of ₹ 284 crores in Bajaj Finserv Direct Limited (a fellow subsidiary of the Company)

Accordingly, the Company has disbursed ₹ 195.54 crore in the form of compulsorily convertible long term loan to Bajaj Finserv Direct Limited during the quarter ended 30 September 2021.

7 The secured non-convertible debentures issued by the Company are fully secured by first pari passu charge by mortgage of the Company's immovable property at Chennai and/or by hypothecation of book debts/loan receivables to the extent as stated in the information memorandum. Further, the Company has maintained asset cover as stated in the information memorandum which is sufficient to discharge the principal amount at all times for the non-convertible debt securities issued.

8 The Company and one of its subsidiary viz BHFL operate in a single reportable segment i.e. financing, since the nature of the loans are exposed to similar risk and return profiles and hence are collectively operating under a single segment.

One of the subsidiary viz. Bfinsec has started broking operations in financial year 2019-20. Since, Bfinsec does not satisfy the quantitative thresholds laid down under Ind AS 108 'Operating Segments' for reportable segments, it has not been considered for segment reporting.

The Group operates in a single geographical segment i.e. domestic.

9 In the previous year ended 31 March 2021, in accordance with the Reserve Bank of India ('RBI') guidelines relating to 'COVID-19 Regulatory Package' dated 27 March 2020 and subsequent guidelines on EMI moratorium dated 17 April 2020 and 23 May 2020, the Group had offered moratorium to its customers based on requests as well as on suo-moto for EMIs falling due between 1 March 2020 to 31 August 2020. Further, the Group offered resolution plan to its customers pursuant to the RBI's guideline 'Resolution framework for COVID-19 related stress' dated 6 August 2020.

During the quarter and half year, the Group offered resolution plan to its customers pursuant to RBI's guideline 'Resolution Framework - 2.0: Resolution of Covid-19 related stress of Individuals and Small Businesses' dated 5 May 2021.

As a matter of prudence, the Group has written off principal outstanding of ₹ 354.72 crore and ₹ 467.83 crore for the quarter and half year ended 30 September 2021 respectively, and corresponding interest outstanding (including capitalized interest) of ₹ 70.99 crore and ₹ 100.56 crore respectively, by utilizing the available expected credit loss (ECL) provision including management overlay. The aforesaid write offs were:

(i) On account of change in write off policy for certain overdue positions based on assessment of recoverability. Consequently, the Group has written off ₹ 141.04 crore of principal outstanding and ₹ 12.08 crore of interest outstanding in the quarter and half year ended 30 September 2021. Had the Group applied the erstwhile policy, the profit before tax for the quarter and half year ended 30 September 2021 would have been higher by ₹ 53.31 crore.

(ii) On account of additional write-off of potentially unrecoverable loans which were under deep moratorium comprising of principal write-off of ₹ 213.68 crore and ₹ 326.79 crore for quarter and half year ended 30 September 2021 respectively and corresponding interest outstanding (including capitalized interest) of ₹ 58.91 crore and ₹ 88.48 crore respectively.

The Group holds a management and macro-economic overlay of ₹ 832 crore as at 30 September 2021.

Given the dynamic and evolving nature of the pandemic, these estimates includes the possible impact of known events till date and are subject to uncertainty caused by resurgence of COVID-19 pandemic and related events.

10 The Indian Parliament has approved the Code on Social Security, 2020 which subsumes the Provident Fund and the Gratuity Act and rules thereunder. The Ministry of Labour and Employment has also released draft rules thereunder on 13 November 2020, and has invited suggestions from stakeholders which are under active consideration by the Ministry. The Group will evaluate the rules, assess the impact, if any, and account for the same once the rules are notified and become effective.

11 Figures for the previous periods have been regrouped, wherever necessary, to make them comparable with the current period.

12 The Company has designated an exclusive email ID viz. investor.service@bajajfinserv.in for investor grievance redressal.



By order of the Board of Directors
For Bajaj Finance Limited

Rajeev Jain
Rajeev Jain
Managing Director

Pune
26 October 2021

Registered Office : Akurdi, Pune - 411 035 | Corporate Office : 4th Floor, Bajaj Finserv Corporate Office,
Off. Pune - Ahmednagar Road, Viman Nagar, Pune - 411 014 | Tel. : 020-30405060 Fax : 020-30405030
Email : investor.service@bajajfinserv.in | Website : www.bajajfinserv.in/corporate-bajaj-finance

PRESS RELEASE

Financial results for Q2 FY22

Bajaj Finance reports consolidated profit after tax of ₹ 1,481 crore for the quarter ended 30 September 2021

A meeting of the Board of Directors of Bajaj Finance Limited (BFL) was held today to consider and approve the unaudited standalone and consolidated results for the quarter ended 30 September 2021.

The consolidated results of BFL include the results of its wholly owned subsidiaries viz. Bajaj Housing Finance Limited (BHFL) and Bajaj Financial Securities Limited (BFinsec).

CONSOLIDATED PERFORMANCE HIGHLIGHTS

Consolidated assets under management	- ₹ 166,937 crore	v/s	₹ 137,090 crore
Consolidated profit after tax	- ₹ 1,481 crore	v/s	₹ 965 crore

CONSOLIDATED PERFORMANCE HIGHLIGHTS – Q2 FY22

- **New loans booked** during Q2 FY22 were 6.33 million as against 3.62 million in Q2 FY21.
- **Customer franchise** stood at 52.80 million as of 30 September 2021 as compared to 44.11 million as of 30 September 2020, a growth of 20%. The Company's customer franchise increased by 2.35 million in Q2 FY22 as compared to 1.16 million in Q2 FY21.
- **Assets under management (AUM) grew by 22%** to ₹ 166,937 crore as of 30 September 2021 from ₹ 137,090 crore as of 30 September 2020. Core AUM growth¹ in Q2 FY22 was approximately ₹ 11,150 crore.
- **Net Interest Income (NII)** for Q2 FY22 **increased by 28%** to ₹ 5,335 crore as against ₹ 4,162 crore in Q2 FY21. Interest income reversal for the quarter was ₹ 322 crore as compared to ₹ 216 crore in Q2 FY21.
- **Total operating expenses to net interest income** for Q2 FY22 was 38.1% as against 27.8% in Q2 FY21.
- **Loan losses and provisions** for Q2 FY22 was ₹ 1,300 crore as against ₹ 1,700 crore in Q2 FY21. During the quarter, the Company has done accelerated write offs of ₹ 355 crore of principal outstanding on account of COVID-19 related stress and advancement of write off policy. The Company holds a management and macro-economic overlay of ₹ 832 crore as of 30 September 2021.
- **Profit before tax** for Q2 FY22 **increased by 54%** to ₹ 2,004 crore from ₹ 1,305 in Q2 FY21.
- **Profit after tax** for Q2 FY22 **increased by 53%** to ₹ 1,481 crore from ₹ 965 crore in Q2 FY21.
- **Gross NPA and Net NPA** as of 30 September 2021 stood at 2.45% and 1.10% respectively, as against 2.96% and 1.46% as of 30 June 2021. The Company has provisioning coverage ratio of 55% on stage 3 assets and 155 bps on stage 1 and 2 assets as of 30 September 2021.
- **Capital adequacy ratio** (including Tier-II capital) as of 30 September 2021 was 27.68%. The Tier-I capital was 24.90%.

¹ Core AUM growth = (AUM growth for the quarter – short tenor IPO financing book + additional loan losses on account of second wave of COVID-19)



A – Breakup of consolidated AUM and deposits book

(₹ In Crore)

AUM	As of 30 September 2021			Consolidated as of 30 September 2020	Growth
	BFL Standalone	BHFL	BFL Consolidated		
Consumer B2B – Auto Finance	10,738	-	10,738	12,687	(15%)
Consumer B2B - Sales Finance	12,555	-	12,555	7,918	59%
Consumer B2C	32,374	1,305	33,679	28,262	19%
Rural B2B	3,258	-	3,258	1,808	80%
Rural B2C	13,376	-	13,376	10,291	30%
SME lending	21,852	144	21,871	18,253	20%
Commercial lending	9,801	-	9,801	6,555	50%
Loan against securities	6,729	-	7,293	4,340	68%
IPO Financing	170	-	170	987	(83%)
Mortgage lending	12,428	42,980	54,196	45,989	18%
Total AUM	123,281	44,429	166,937	137,090	22%
Total AUM net of IPO financing	123,111	44,429	166,767	136,103	23%

	As of 30 September 2021	As of 30 September 2020	Growth
Deposits			
Deposits book	28,720	21,669	33%

@ Approximately 20% of the consolidated borrowings and 27% of the standalone borrowings.

B – Summary of consolidated financial results

(₹ In Crore)

Particulars	Q2'22	Q2'21	QoQ	H1'22	H1'21	HoH	FY'21
New loans booked (numbers in million)	6.33	3.62	75%	10.96	5.37	104%	16.88
Assets under management	166,937	137,090	22%	166,937	137,090	22%	152,947
Receivables under financing activity	160,808	131,765	22%	160,808	131,765	22%	146,687
Interest income	6,687	5,763	16%	12,642	11,556	9%	23,304
Fees, commission and other income	978	620	58%	1,665	1,212	37%	2,788
Net gain on fair value changes on investments	67	137	(51%)	168	402	(58%)	591
Total income	7,732	6,520	19%	14,475	13,170	10%	26,683
Interest expenses	2,397	2,358	2%	4,651	4,856	(4%)	9,414
Net interest income (NII)	5,335	4,162	28%	9,824	8,314	18%	17,269
Total operating expenses	2,031	1,157	76%	3,403	2,313	47%	5,308
Loan losses and provisions	1,300	1,700	(24%)	3,051	3,386	(10%)	5,969
- on stage 1 and 2	(175)	1,370	(113%)	(181)	2,800	(106%)	414
- on stage 3 and write off	1,475	330	347%	3,232	586	452%	5,555
Profit before tax	2,004	1,305	54%	3,370	2,615	29%	5,992
Profit after tax	1,481	965	53%	2,483	1,927	29%	4,420

STANDALONE PERFORMANCE HIGHLIGHTS

Bajaj Finance Limited –Q2 FY22

- **Assets under management (AUM) grew by 17%** to ₹ 123,281 crore as of 30 September 2021 from ₹ 104,986 crore as of 30 September 2020.
- **Net Interest Income (NII) for Q2 FY22 increased by 26%** to ₹ 4,920 crore as against ₹ 3,918 crore in Q2 FY21. Interest income reversal for the quarter was ₹ 307 crore as compared to ₹ 202 crore in Q2 FY21.
- **Loan losses and provisions for Q2 FY22 was ₹ 1,239 crore** as against ₹ 1,635 crore in Q2 FY21. The Company holds a management and macro-economic overlay of ₹ 666 crore as of 30 September 2021.
- **Profit after tax for Q2 FY22 was ₹ 1,306 crore** as against ₹ 877 crore in Q2 FY21.

C - Summary of standalone financial results of Bajaj Finance Limited

Particulars	(₹ In Crore)						
	Q2'22	Q2'21	QoQ	H1'22	H1'21	HoH	FY'21
New loans booked (numbers in million)	6.20	3.61	72%	10.76	5.36	101%	16.78
Assets under management	123,281	104,986	17%	123,281	104,986	17%	115,418
Receivables under financing activity	121,244	102,525	18%	121,244	102,525	18%	113,090
Interest income	5,842	5,066	15%	11,013	10,168	8%	20,419
Fees, commission and other income	915	599	53%	1,578	1,162	36%	2,599
Net gain on fair value changes on investments	52	121	(57%)	135	358	(62%)	528
Total income	6,809	5,786	18%	12,726	11,688	9%	23,546
Interest expenses	1,889	1,868	1%	3,653	3,853	(5%)	7,446
Net interest income (NII)	4,920	3,918	26%	9,073	7,835	16%	16,100
Total operating expenses	1,913	1,097	74%	3,192	2,190	46%	5,016
Loan losses and provisions	1,239	1,635	(24%)	2,964	3,275	(9%)	5,721
- on stage 1 and 2	(188)	1,306	(114%)	(200)	2,691	(107%)	215
- on stage 3 and write off	1,427	329	334%	3,164	584	442%	5,506
Profit before tax	1,768	1,186	49%	2,917	2,370	23%	5,363
Profit after tax	1,306	877	49%	2,149	1,746	23%	3,956

PERFORMANCE HIGHLIGHT OF SUBSIDIARIES

Bajaj Housing Finance Limited – Q2 FY22

- **Assets under management (AUM) grew by 33%** to ₹ 44,429 crore as of 30 September 2021 from ₹ 33,463 crore as of 30 September 2020.
- **Net Interest Income for Q2 FY22 increase by 60%** to ₹ 396 crore from ₹ 248 crore in Q2 FY21.
- **Loan losses and provisions for Q2 FY22 was ₹ 61 crore** as against ₹ 65 crore in Q2 FY21. BHFL holds a management and macro-economic overlay of ₹ 166 crore as of 30 September 2021.

- **Profit after tax** for Q2 FY22 **increased by 100%** to ₹ 166 crore to ₹ 83 crore in Q2 FY21.
- **Gross NPA and Net NPA** as of 30 September 2021 stood at 0.35% and 0.21% respectively, as against 0.28% and 0.18% as of 30 June 2021. BHFL has provisioning coverage ratio of 40% on stage 3 assets and 83 bps on stage 1 and 2 assets as of 30 September 2021
- **Capital adequacy ratio** (including Tier-II capital) as of 30 September 2021 was 20.26%

D - Summary of standalone financial results of Bajaj Housing Finance Limited

(₹ In Crore)

Particulars	Q2'22	Q2'21	QoQ	H1'22	H1'21	HoH	FY'21
Assets under management	44,429	33,463	33%	44,429	33,463	33%	38,871
Receivables under financing activity	39,130	29,200	34%	39,130	29,200	34%	33,419
Interest income	837	696	20%	1,614	1,387	16%	2,877
Fees, commission and other income	50	27	85%	79	64	23%	218
Net gain on fair value changes on investments	14	15	(7%)	30	43	(30%)	60
Total income	901	738	22%	1,723	1,494	15%	3,155
Interest expenses	505	490	3%	992	1,003	(1%)	1,966
Net interest income (NII)	396	248	60%	731	491	49%	1,189
Total operating expenses	110	70	57%	201	143	41%	329
Loan losses and provisions	61	65	(6%)	87	111	(22%)	247
- on stage 1 and 2	13	64	(80%)	19	109	(83%)	199
- on stage 3 and write off	48	1		68	2		48
Profit before tax	225	113	99%	443	237	87%	613
Profit after tax	166	83	100%	327	175	87%	453

Bajaj Financial Securities Limited (BFinsec)

- BFinsec acquired approximately 109K retail and HNI customers in Q2 FY22. Customer franchise as of 30 September 2021 stood at approximately 204K.
- Margin trade financing (MTF) book stood at ₹ 564 crore as of 30 September 2021 as against ₹ 45 crore as of 30 September 2020.
- Total Income for Q2 FY22 was ₹ 32 crore as against ₹ 8 crore in Q2 FY21.
- BFinsec generated profit after tax of ₹ 3 crore in Q2 FY22.

For Bajaj Finance Limited



Rajeev Jain

Rajeev Jain
Managing Director

Pune
26 October 2021

BAJAJ FINANCE LIMITED

Disclosure of transactions with related parties as required by Indian Accounting Standard 24

(₹ In Crore)

Name of the related party and nature of relationship	Nature of Transaction	H1 FY2021-22		H1 FY2020-21	
		Transaction value	Outstanding amounts carried in Balance Sheet	Transaction value	Outstanding amounts carried in Balance Sheet
(A) Holding Company and Fellow Subsidiaries					
1. Bajaj Finserv Ltd. (Holding Company)	Contribution to equity (317,816,130 shares of ₹ 2 each)	-	(63.56)	-	(63.56)
	Business support charges paid	19.41	-	14.00	(8.83)
	Business support charges received	1.17	-	0.92	-
	Secured non-convertible debentures issued	-	(1,100.54)	-	(542.49)
	Secured non-convertible debentures redemption	-	-	560.00	-
	Interest paid on non-convertible debentures	34.16	-	66.29	-
	Asset purchase	-	-	0.23	-
	Dividend paid	317.82	-	-	-
	Asset sale	0.01	-	-	-
	2. Bajaj Allianz Life Insurance Company Ltd. (Fellow subsidiary)	Contribution to equity (2,47,000 shares of ₹ 2 each, previous year 2,00,000 shares of ₹ 2 each)	-	(0.05)	-
Security deposit		-	1.53	-	0.60
Insurance expenses		3.20	0.09	3.22	0.09
Insurance premium adjusted (including cancellation receipts)		19.63	(0.33)	14.28	1.09
Commission income		5.12	0.41	4.89	-
Secured non-convertible debentures issued		-	(215.05)	-	(215.72)
Unsecured non-convertible debentures issued		-	(1,945.88)	-	(1,261.76)
Secured non-convertible debentures redemption		-	-	20.00	-
Unsecured non-convertible debentures redemption		-	-	1.20	-
Interest paid on non-convertible debentures		6.11	-	8.01	-
Business support charges received		-	-	0.01	0.07
Lease liability recognised at inception		4.05	(8.12)	-	(0.68)
Payment towards lease obligation		0.90	-	0.40	-
Interest expenses on Lease obligation		0.18	-	0.04	-
Maintenance expense (outstanding ₹ 682, previous year ₹ 17,212)		-	-	0.12	-
Claim receipts on behalf of customers		144.18	0.08	65.09	-
Other Payment		-	-	0.02	-
Loan insurance expense	-	-	3.67	-	
Dividend paid	0.20	-	-	-	
3. Bajaj Allianz General Insurance Company Ltd. (Fellow subsidiary)	Insurance expenses	42.13	1.44	31.04	1.94
	Insurance premium adjusted (including cancellation receipts)	28.79	(3.12)	5.50	13.65
	Commission income	4.69	0.21	3.22	0.46
	Secured non-convertible debentures issued	-	(949.24)	-	(846.10)
	Unsecured non-convertible debentures issued	-	(40.29)	-	(40.27)
	Interest paid on non-convertible debentures	35.78	-	35.79	-
	Business support charges received	2.93	-	2.30	-
	Asset purchase (transaction Value ₹ 35,577)	-	-	-	-
	Asset sale	0.10	0.10	-	-
	Interest subsidy received	2.20	-	0.38	-
Claim receipts for assets	0.39	-	0.36	-	
4. Bajaj Finserv Direct Ltd. (Fellow subsidiary)	Deemed equity at cost	195.54	195.54	-	-
	Business support charges paid	17.75	(0.15)	15.64	(0.55)
	Business support charges received	0.59	-	0.71	-
	Sourcing commission paid	24.13	(0.15)	5.29	(0.03)
	Asset sale	0.03	(0.02)	0.07	0.11
	Asset purchase	14.95	-	0.12	-
	Platform usage charges	12.36	-	-	-
	Interest Subsidy received	-	-	0.07	0.08
Other receipts	-	-	0.07	-	

BAJAJ FINANCE LIMITED					
Disclosure of transactions with related parties as required by Indian Accounting Standard 24					
(₹ In Crore)					
Name of the related party and nature of relationship	Nature of Transaction	H1 FY2021-22		H1 FY2020-21	
		Transaction value	Outstanding amounts carried in Balance Sheet	Transaction value	Outstanding amounts carried in Balance Sheet
5. Bajaj Finserv Health Ltd. (Fellow subsidiary)	Business support charges received	-	-	0.25	-
	Business support charges Paid	0.08	-	-	-
	Interest subsidy received	0.42	-	0.03	-
	Asset sale	0.12	(0.03)	0.01	0.01
	Marketing Fee	15.10	(0.01)	0.30	(0.02)
(B) Key management personnel (KMP) and their relatives					
1. Rahul Bajaj (Director till 30 Apr 2021)	Sitting fees	0.01	-	0.03	-
2. Sanjiv Bajaj (Chairman)	Sitting fees	0.18	-	0.11	-
3. Rajeev Jain (Managing Director)	Remuneration (including perquisite)	5.32	-	5.63	-
	Equity shares issued pursuant to stock option scheme	2.22	-	2.91	-
	Fair value of stock options granted	9.36	-	7.13	-
	Brokerage & Demat Charges	0.01	-	0.02	-
4. Rajeev Jain HUF	Brokerage	0.01	-	-	-
	Demat Charges (transaction value ₹ 3,906)	-	-	-	-
5. Madhur Bajaj (Director)	Sitting fees	0.03	-	0.03	-
6. Rajiv Bajaj (Director)	Sitting fees	0.03	-	0.03	-
7. Dipak Poddar (Director)	Sitting fees	0.06	-	0.05	-
8. Ranjan Sanghi (Director)	Sitting fees	0.07	-	0.06	-
9. D J Balaji Rao (Director)	Sitting fees	0.03	-	0.03	-
10. Omkar Goswami (Director till 9 Jul 2021)	Sitting fees	0.05	-	0.09	-
11. Gita Piramal (Director)	Sitting fees	0.03	-	0.03	-
12. Anami Narayan Roy (Director)	Sitting fees	0.12	-	0.05	-
13. Naushad Forbes (Director)	Sitting fees	0.07	-	0.04	-
14. Pramith Javeri (Director w.e.f. 1 Aug 2021)	Sitting fees	0.02	-	-	-
15. Radhika Singh (Spouse of Omkar Goswami, Director of the Company)	Fixed deposit accepted	-	(2.00)	-	(2.00)
	Fixed deposit interest accrued	0.04	-	0.08	-
	Fixed deposit interest paid	0.04	-	0.08	-
16. Sanjali Bajaj (Daughter of Sanjiv Bajaj, Chairman of the Company)	Remuneration	0.04	-	-	-
17. Shekher Bajaj	Nil	-	-	-	-
18. Niraj Bajaj	Nil	-	-	-	-

BAJAJ FINANCE LIMITED					
Disclosure of transactions with related parties as required by Indian Accounting Standard 24					
(₹ In Crore)					
Name of the related party and nature of relationship	Nature of Transaction	H1 FY2021-22		H1 FY2020-21	
		Transaction value	Outstanding amounts carried in Balance Sheet	Transaction value	Outstanding amounts carried in Balance Sheet
(C) Other entities					
1. Bajaj Auto Ltd.	Investment in equity shares (₹ 7,685, previous year ₹ 7,685)	-	-	-	-
	Security deposit	-	0.23	-	0.23
	Interest subsidy received	4.59	2.00	0.33	0.02
	Business support charges paid	13.69	(0.91)	12.36	(1.88)
	Secured non-convertible debentures issued	-	(509.73)	-	-
	Lease liability recognised at inception	-	(0.01)	-	(1.29)
	Payment towards lease obligation	0.67	-	0.62	-
	Interest expenses on lease obligation	0.01	-	0.06	-
	Business support charges received	0.04	-	0.10	-
	Dividend received (transaction value ₹ 21,000)	-	-	-	-
	Fixed deposit accepted	-	-	-	(150.00)
	Fixed deposit repaid	100.00	-	350.00	-
	Fixed deposit interest accrued	0.90	-	2.42	(9.63)
	Fixed deposit interest paid	12.07	-	-	-
2. Bajaj Holdings & Investments Ltd.	Investment in equity shares (₹ 19,646, previous year ₹ 19,646)	-	-	-	-
	Secured non-convertible debentures issued	-	(309.82)	-	(310.28)
	Interest paid on non-convertible debentures	12.98	-	12.98	-
	Business support charges paid	4.95	-	8.33	(0.05)
	Business support charges received	0.21	-	0.18	-
	Dividend received (transaction value ₹ 3,000)	-	-	-	-
3. Mukand Ltd.	Loan given	-	-	-	19.17
	Loan repayment	-	-	5.86	-
	Interest income	-	-	1.32	-
4. Hind Musafir Agency Ltd.	Services received (outstanding ₹ 41)	0.37	-	2.49	(0.01)
5. Bajaj Electricals Ltd	Asset purchase (outstanding ₹ 3,006)	0.03	-	0.54	(0.09)
	Interest subsidy received (previous year transaction value ₹ 39,705, outstanding ₹ 341)	0.05	0.01	-	-
	Maintenance expense	-	-	0.02	-
6. Jammalal Sons Pvt. Ltd.	Contribution to equity (1,27,640 shares of ₹ 2 each)	-	(0.03)	-	(0.03)
	Security deposit	-	0.19	-	0.19
	Lease liability recognised at inception	-	(0.36)	-	(0.78)
	Payment towards lease obligation	0.24	-	0.23	-
	Interest expenses on lease obligation	0.02	-	0.04	-
	Maintenance expense	0.08	(0.02)	0.01	-
	Dividend paid	0.13	-	-	-
7. Maharashtra Scooters Ltd.	Contribution to equity (18,974,660 shares of ₹ 2 each)	-	(3.79)	-	(3.79)
	Business support charges received	0.08	0.03	0.07	0.05
	Secured non-convertible debentures issued	-	(267.50)	-	(139.15)
	Secured non-convertible debentures redemption	-	-	5.00	-
	Interest paid on non-convertible debentures	7.74	-	5.31	-
	Dividend paid	18.97	-	-	-

BAJAJ FINANCE LIMITED

Disclosure of transactions with related parties as required by Indian Accounting Standard 24

(₹ In Crore)

Name of the related party and nature of relationship	Nature of Transaction	H1 FY2021-22		H1 FY2020-21	
		Transaction value	Outstanding amounts carried in Balance Sheet	Transaction value	Outstanding amounts carried in Balance Sheet
8. Hercules Hoists Ltd.	Fixed deposit accepted	-	(6.50)	-	(6.50)
	Fixed deposit interest accrued	0.29	(0.83)	0.27	(0.32)
9. Bachhraj Factories Private Limited	Contribution to equity (72,000 shares of ₹ 2 each)	-	(0.01)	-	(0.01)
	Dividend paid	0.07	-	-	-
10. Baroda Industries Private Limited	Contribution to equity (1,17,600 shares of ₹ 2 each)	-	(0.02)	-	(0.02)
	Dividend paid	0.12	-	-	-
11. Suraj Sanghi Finance Limited	Contribution to equity (200 shares of ₹ 2 each, previous year 300 shares of ₹ 2 each)	-	-	-	-
	Dividend paid (transaction value ₹ 2,000)	-	-	-	-
12. Centre for Technology Innovation and Economic Research	Corporate social responsibility expenses	-	-	0.09	-
13. Poddar Housing And Development Limited	Loan given	-	13.00	-	13.07
	Loan repayment received	-	-	0.06	-
	Interest Income	0.84	0.07	0.84	-
14. CERG Advisory Private Limited	Business support charges paid	0.05	-	-	-
(D) Post employment benefit entity					
1. Bajaj Auto Ltd. Provident Fund	Unsecured non-convertible debentures issued	-	(47.30)	-	(49.45)
	Unsecured non-convertible debentures redemption	-	-	4.00	-
	Interest paid on non-convertible debentures	3.16	-	3.54	-
	Provident fund contribution (Employer's share)	1.44	-	16.05	(10.06)
2. Bajaj Auto Employees Superannuation Fund	Superannuation contribution (transaction value ₹ 24,632)	-	-	0.01	(0.01)

- Transaction values are excluding taxes and duties.

- Amount in bracket denotes credit balance.

- Name of the related party and nature of the related party relationship where control exists have been disclosed irrespective of whether or not there have been transactions between the related parties. In other cases, disclosure has been made only when there have been transactions with those parties.

- Related parties as defined under clause 9 of the Indian Accounting Standard - 24 'Related Party Disclosures' have been identified based on representations made by key management personnel and information available with the Company. All above transactions are in the ordinary course of business and on arms' length basis. All outstanding balances are to be settled in cash and are unsecured except secured non-convertible debentures issued to related parties which are disclosed appropriately.

- Provisions for gratuity, compensated absences and other long term service benefits are made for the Company as a whole and the amounts pertaining to the key management personnel are not specifically identified and hence are not included above.

NCD transactions include only issuance from primary market, and outstanding balance of NCDs held by related parties as on reporting date.

26 October 2021

The Manager,
BSE Limited
DCS - CRD
Phiroze Jeejeebhoy Towers
Dalal Street, Mumbai - 400 001

Sub: Statutory Compliance – Report for Quarter ended 30 September 2021

With reference to the above subject, we submit herewith the information and documents as per the provisions of Uniform Listing Agreement entered into with the Stock Exchange where Debt Securities of the Company are listed and the provisions of Regulation 52(4) of the SEBI (Listing Obligations and Disclosure Requirements) Regulations, 2015, for dissemination to the debenture holders as detailed below:

Sr no.	Particulars	Details required
1	Debt-equity ratio	2.87
2	Debt service coverage ratio-	Not Applicable, being an NBFC
3	Interest service coverage ratio-	Not Applicable, being an NBFC
4	Details of Debenture redemption reserve	Not Applicable [According to Rule 18 (7) (b)(ii) of the Companies (Share Capital and Debentures) Rules, 2014, as amended, no Debenture Redemption Reserve is required to be created in the case of privately placed debentures issued by the Company which is a HFC registered with NHB.]
5	Net worth as on 30 September 2021	₹ 37,685.20 crore
6	Net Profit After Tax	As on Quarter ended 30 September 2021- ₹ 1,305.77 crore As on Half year ended 30 September 2021- ₹ 2,148.69 crore
7	Earnings per Share -	For Quarter ended 30 September 2021- Basic: 21.67 (Not annualized) Diluted: 21.53 (Not annualized) For Half year ended 30 September 2021 Basic: 35.68 (Not annualized) Diluted: 35.43 (Not annualized)
8	Current Ratio	Not Applicable, being an NBFC
9	Long term debt to working capital	Not Applicable, being an NBFC



BAJAJ FINANCE LIMITED

10	Bad debts to Account receivable ratio	Not Applicable, being an NBFC
11	Current liability ratio	Not Applicable, being an NBFC
12	Total debts to total assets	0.73
13	Debtors turnover	Not Applicable, being an NBFC
14	Inventory turnover	Not Applicable, being an NBFC
15	Operating margin	Not Applicable, being an NBFC
16	Net profit margin	As on Quarter ended 30 September 2021- 19.18% As on Half year ended 30 September 2021- 16.88%
17	Sector specific equivalent ratios, as applicable	
(A)	Gross NPA (stage 3 asset, gross) ratio	3.12%
(B)	Net NPA (stage 3 asset, net) ratio	1.39%
(C)	Capital to risk-weighted assets ratio (Calculated as per the RBI guidelines)	27.68%
(D)	Liquidity Coverage Ratio (Calculated as per the RBI guidelines)	269.49%
18	Statement indicating the utilization of issue proceeds of non-convertible securities, which shall be continued to be given till such time the issue proceeds have been fully utilized or the purpose for which these proceeds were raised has been achieved.	A certificate to this effect is annexed with financial results.
19	material deviation in the use of proceeds as compared to the objects of the issue	NIL

- We confirm that the information submitted as above is true and correct and the undersigned has authority to submit the same to you and that we are aware that above information is expected to be placed on the website of stock exchange.

For **Bajaj Finance Limited**

R Vijay
Company Secretary

