

To,  
The Manager  
Department of Corporate Services-Listing  
BSE Limited  
16th floor, P J Towers,  
Dalal Street, Mumbai- 400001

Sub: Outcome of the Board Meeting held on 10-05-2022  
under Regulation 30 of SEBI (LODR) Regulations, 2015  
Ref: Triveni Glass Limited (Scrip Code 502281)

Dear Sir,

In pursuance of applicable clauses of Listing Regulations, this is to inform you that in the meeting of the Board of Director of the Company, Triveni Glass Limited held on Tuesday, 10th May, 2022 at the registered office of the company at 1, Kanpur Road, Prayagraj, UP-211001, the following matters were taken up for consideration and approved by the Board of Directors:

1. Approved the Auditors' report, Audited Balance sheet, Profit & loss Account and the Cash Flow Statement for the quarter and year ended 31.03.2022
2. Approved the appointment of M/s. S Basu and Associates as the Secretarial Auditor of the Company for the financial year 2022-23.
3. Approved the Secretarial Audit Report for quarter and year ended 30.03.2022
4. Approved the Resignation Letter of Mrs Jyoti Agarwal an non executive Independent director w.e.f 16 th May 2022.
5. Approved new RPT Policy.
6. Approved appointment of Mr. Abhishek Jain as the regular chairperson of the board.

This is for your information and record purpose. Please update the same at your website.

Thanking you

Yours Truly

For Triveni Glass Limited

Aakriti Bhushan

Aakriti Bhushan  
Company Secretary & Compliance Officer



Regd. Off. : 1, Kanpur Road, Allahabad - 211 001, India  
Phone : +91-532-2407325  
Fax : +91-532-2407450  
E-mail : akd@triveniglassltd.com  
Website : www.triveniglassltd.com  
CIN No. : L26101UP1971PLC003491



**Auditor's Report On Quarterly Financial Results and Year to Date Results of the  
Company Pursuant to the Regulation 33 of the SEBI (Listing Obligations and  
Disclosure Requirements) Regulations, 2015**

To,  
**Board of Directors of Triveni Glass Limited**

We have audited the quarterly financial results of Triveni Glass Limited for the quarter ended 31st March, 2022 and the year to date results for the period 1st April, 2021 to 31st March, 2022, attached herewith, being submitted by the company pursuant to the requirement of Regulation 33 of the SEBI (Listing Obligations and Disclosure Requirements) Regulations, 2015. These quarterly financial results as well as the year to date financial results have been prepared on the basis of the interim financial statements, which are the responsibility of the company's management. Our responsibility is to express an opinion on these financial results based on our audit of such interim financial statements, which have been prepared in accordance with the recognition and measurement principles laid down in Accounting Standard for Interim Financial Reporting (AS 25 / Ind AS 34), prescribed, under Section 133 of the Companies Act, 2013 read with relevant rules issued there under; or by the Institute of Chartered Accountants of India, as applicable and other accounting principles generally accepted in India.

We conducted our audit in accordance with the auditing standards generally accepted in India. Those standards require that we plan and perform the audit to obtain reasonable assurance about whether the financial results are free of material misstatement(s). An audit includes examining, on a test basis, evidence supporting the amounts disclosed as financial results. An audit also includes assessing the accounting principles used and significant estimates made by management. We believe that our audit provides a reasonable basis for our opinion.

We believe that the audit evidence we have obtained is sufficient and appropriate to provide a basis for our audit opinion on the financial statements.

In our opinion and to the best of our information and according to the explanations given to us, except for the effects of the matter described in above point (i) & (ii), these quarterly financial results as well as the year to date results:

- (i) are presented in accordance with the requirements of Regulation 33 of the SEBI (Listing Obligations and Disclosure Requirements) Regulations, 2015 as modified by circulars No. CIR/CFD/FAC/62/2016 Dated July 5, 2016; and
- (ii) give a true and fair view of the net profit and other financial information for the quarter ended 31st March, 2022 as well as the year to date results for the period from 1st April, 2021 to 31st March, 2022.

For Sanjay Talwar & Associates  
Chartered Accountants

FRN No. 005923C

Sanjay Talwar  
(Partner)

Place: Prayagraj

Date: 10-05-2022

Membership No. 074521

Branch Off. : Unit No. A-006, "Rohtas Plumeria", Vibhuti Khand, Gomti Nagar, Lucknow - 226010 (U.P.)

UDDN: - 22074521A3SDNC7088



**Triveni Glass Limited**  
Balance Sheet as at March 31, 2022 as per Ind AS

(Rupees in lakhs)

Particulars	Note No.	Year ended March 31, 2022	Year ended March 31, 2021
<b>Assets</b>			
<b>Non-current assets</b>			
Property, plant and equipment	4	254.28	6,710.70
Capital work in progress	4	59.90	76.33
Intangible assets			
Other bank balance			-
Other financial assets			-
Current tax asset (net)			
Deferred tax asset (net)			
Other non-current assets			-
<b>Total non-current asset</b>		<b>314.27</b>	<b>6,787.03</b>
<b>Current assets</b>			
Inventories	5	-	-
Financial assets			
Investments		24.34	24.94
Trade receivables	6	12.64	12.64
Cash and cash equivalents	7	0.78	-
Other bank balance	8	99.00	185.42
Other financial assets	9	186.90	187.11
Current tax asset (net)	10	6.08	9.65
Other current assets	11	57.35	52.79
<b>Total current assets</b>		<b>387.09</b>	<b>472.55</b>
<b>Total assets</b>		<b>701.36</b>	<b>7,259.58</b>
<b>Equity And Liabilities</b>			
<b>Equity</b>			
Equity share capital	17	1,261.94	1,261.94
Other equity	3	-3,188.56	635.78
<b>Total equity</b>		<b>-1,926.62</b>	<b>1,897.72</b>
<b>Non-current liabilities</b>			
Financial liabilities			
Long term borrowings	12	93.65	93.65
Other financial liabilities			
Provisions			
Deferred tax liabilities (Net)			
Other non-current liabilities			
<b>Total non-current liabilities</b>		<b>93.65</b>	<b>93.65</b>
<b>Current liabilities</b>			
Financial liabilities			
Borrowings	13	1,813.35	1,813.35
Trade payables	14	91.33	75.25
Other financial liabilities	15	194.30	309.62
Provisions			
Other current liabilities	16	455.35	3,069.99
<b>Total current liabilities</b>		<b>2,554.33</b>	<b>5,268.21</b>
<b>Total liabilities</b>		<b>2,627.98</b>	<b>5,361.86</b>
<b>Total equity and liabilities</b>		<b>701.36</b>	<b>7,259.58</b>

The accompanying notes form an integral part of these financial statements.

As per our attached Report of even date

For Sanjay Talwar & Associates  
Chartered Accountants

FRN No. 005727C

Sanjay Talwar  
(Partner)

Membership No. 094821

Place : Allahabad

Date : 10-05-2021

For and on behalf of the Board

Mr. I.K. Agrawal

Mr. A.K. Dhanan

Ms. Anurita Dhanan

Anurita Dhanan

*(Signature)*  
Managing Director  
Director Finance & CFO  
Company Secretary

*(Signature)*

**Triveni Glass Limited**  
Statement of Profit & Loss for the year ended March 31, 2022

(Rupees in lakhs)

Particulars	Note No.	Year ended March 31, 2022	Year ended March 31, 2021
Revenue from operations	18	-	0
Other income	19	98.06	93.55
<b>Total Income</b>		<b>98.06</b>	<b>93.55</b>
Cost of materials consumed	20	-	0
Changes in inventories of finished goods work-in-progress and Stock-in-Trade	21	-	-
Excise duty/ GST		-	-
Employee benefits expense	22	20.62	48.77
Finance costs	23	0.50	2.23
Depreciation and amortization expenses	4	0.01	0.41
Other expenses	24	203.25	15.87
<b>Total expenses</b>		<b>224.38</b>	<b>87.28</b>
<b>Profit before exceptional items and tax</b>		<b>-126.32</b>	<b>6.27</b>
Exceptional items (incl. Exchange fluctuations)	25	3,821.44	-
<b>Profit/(loss) before tax</b>		<b>-3,947.76</b>	<b>6.27</b>
Current Tax		-	-
Deferred Tax		-	-
<b>Income Tax Expense</b>		<b>-</b>	<b>-</b>
<b>Profit/(loss) for the year</b>		<b>-3,947.76</b>	<b>6.27</b>
Loss from discontinued operations (after tax)		-	-
Items that will not be reclassified to profit & loss		-	-
Remeasurement of the gain/(loss) of defined benefit plan		-	-
Tax on above		-	-
<b>Other Comprehensive Income</b>		<b>-</b>	<b>-</b>
<b>Total Comprehensive Income for the year, net of tax</b>		<b>-3,947.76</b>	<b>6.27</b>

The accompanying notes form an integral part of these financial statements.

As per our attached Report of even date

For Sanjay Talwar & Associates

Chartered Accountants

PRN No. 085/03C

Sanjay Talwar

(Partner)

Membership No. 1094521

For and on behalf of the Board

Mr. J.K. Agrawal

Mr. A.K. Dhawan

Ms. Aakriti Bhushan

Managing Director

Director Finance & CFO

Company Secretary

Aakriti Bhushan

Place : Allahabad

Date: 10-05-2021



**Trivent Glass Limited**  
Cash Flow Statement for the year ended March 31, 2021

(Rupees in lakhs)

Particulars	Year ended March 31, 2021	Year ended March 31, 2020
<b>A. CASH FLOW FROM OPERATING ACTIVITIES</b>	-3,947.76	6.27
Net Profit/(Loss) before tax		-
Add/(Less) :		-
Other Income		-
Unclaimed Dividend Written Back		0.41
Sundry Debt balance written off	0.01	-
Depreciation		-
Profit on sale of fixed assets		-
Interest provided in P & L a/c (net of capitalization)		-
Prior Period Items		-
Profit on sale of fixed assets		-
Exceptional Items		-
Other Adjustments	-3,947.75	6.68
Operating profit before working capital changes		-
Adjustment for :		-
(Increase)/Decrease in Inventories	-0.78	-28.77
(Increase)/Decrease in other current assets and financial assets		-
(Increase)/Decrease in trade receivables	16.08	2.91
Increase/(Decrease) in trade payables	-2,749.97	74.98
Increase/(Decrease) in Other financial liabilities and other current liabilities	-6,682.42	58.83
Cash flow from/(used in) operating activities	-6,682.42	58.83
Income taxes received		-
<b>NET CASH FROM OPERATING ACTIVITIES (A)</b>		-
<b>B. CASH FLOW FROM INVESTING ACTIVITIES :</b>	6,473.36	-45.61
(Sale) of property, plant and equipment		0.32
Profit on sale of fixed assets	0.60	-
(Increase)/Decrease in Investments		-
Sale of Investments	6,473.36	-45.83
<b>NET CASH USED IN INVESTING ACTIVITIES (B)</b>		-
<b>C. CASH FLOW FROM FINANCING ACTIVITIES :</b>		-
Proceeds/(Payment) of Long Term Borrowings		-10.00
Increase/(Decrease) in Short Term Borrowings		-
Proceeds from Cash Credit		-
Repayment of Other Loan	123.42	-
Increase in Share Capital	123.42	-10.00
<b>NET CASH USED IN FINANCING ACTIVITIES (C)</b>		-
<b>NET INCREASE IN CASH &amp; CASH EQUIVALENTS (A+B+C)</b>	-85.64	-
Cash and cash equivalents as at April 1, 2020	185.42	-
Cash and cash equivalents as at March 31, 2021	99.78	-
Cash and cash equivalents includes:		-
Cash on hand	0.78	-
Balance with Banks	99.00	-

The accompanying notes form an integral part of these financial statements.

As per our attached Report of even date  
For Sanjay Talwar & Associates  
Chartered Accountants & Co.  
FRN No. 005923

Sanjay Talwar  
(Partner)  
Membership No. 074421

Place: Allahabad  
Date: 10-05-2021

For and on behalf of the Board  
Mr. J.K. Agrawal  
Mr. A.R. Dhanan  
Ms. Aakriti Bhushan

Managing Director  
Director Finance & CFO  
Company Secretary

Aakriti Bhushan

**TRIVENI GLASS LTD**

1, KANPUR ROAD, ALLAHABAD, UP - 211001

CIN: L26101UP1971PLC003491; Email:ah@triveniglass.com; Website:www.triveniglass.com

**Standalone Statement of Un-Audited financial results for the Quarter & year ended 31st March, 2021**

Rs. in Lakhs

	Particulars	For the Quarter	For the	For the	For the year	For the Year
		ended	Quarter ended	Quarter ended	ended	ended
		31.03.2021 (Q4)	31.12.2021 (Q3)	31.03.2021	31.03.2021	31.03.2021
		Un-Audited	Un-Audited	Un-Audited	Un-Audited	Audited
I	Revenue from operations	-	-	-	-	-
II	Other income	75.23	6.79	26.90	98.06	93.55
III	<b>Total Revenue (I+II)</b>	<b>75.23</b>	<b>6.79</b>	<b>26.90</b>	<b>98.06</b>	<b>93.55</b>
IV	<b>Expenses</b>					
	Cost of Material Consumed	-	-	-	-	-
	Changes in inventories of finished goods work in progress and stock in trade	-	-	-	-	-
	Excise Duty/CST	-	-	-	-	-
	Employee benefits expense	7.12	1.72	23.05	20.62	48.77
	Finance costs	0.46	0.04	0.07	0.50	2.23
	Depreciation and Amortisation Expense	0.01	-	0.41	0.01	0.41
	Other expenses	153.56	146.3	16.21	203.25	35.87
	<b>Total expenses</b>	<b>161.15</b>	<b>148.09</b>	<b>39.74</b>	<b>224.38</b>	<b>87.28</b>
V	<b>Profit / (Loss) before exceptional and extraordinary items (III-IV)</b>	<b>(85.92)</b>	<b>(9.60)</b>	<b>-12.84</b>	<b>(126.32)</b>	<b>6.27</b>
VI	Exceptional items	(3,021.44)	-	-	(3,021.44)	-
VII	<b>Profit / (Loss) before extraordinary items and tax (V-VI)</b>	<b>(3,907.36)</b>	<b>(9.60)</b>	<b>-12.84</b>	<b>(3,947.76)</b>	<b>6.27</b>
VIII	Tax expense					
	1) Current Tax	-	-	-	-	-
	2) Deferred Tax Liability/ (Asset)	-	-	-	-	-
IX	<b>Net Profit / (Loss) for the period from continuing operations VII-VIII</b>	<b>(3,907.36)</b>	<b>(9.60)</b>	<b>-12.84</b>	<b>(3,947.76)</b>	<b>6.27</b>
X	Profit/loss from discontinued operations	-	-	-	-	-
XI	Tax expense of discontinued operations	-	-	-	-	-
XII	<b>Profit/loss from discontinued operations (after tax) (X-XI)</b>	<b>-</b>	<b>-</b>	<b>-</b>	<b>-</b>	<b>-</b>
XIII	<b>Profit /loss for the period (IX+XII)</b>	<b>(3,907.36)</b>	<b>(9.60)</b>	<b>-12.84</b>	<b>(3,947.76)</b>	<b>6.27</b>
XIV	Other Comprehensive Income					
	A. (i) Items that will not be reclassified to profit or loss	-	-	-	-	-
	(ii) Income tax relating to items that will not be reclassified to profit or loss	-	-	-	-	-
	B. (i) Items that will be reclassified to profit or loss	-	-	-	-	-
	(ii) Income tax relating to items that will be reclassified to profit or loss	-	-	-	-	-
XV	<b>Total Comprehensive Income for the period (XIII+XIV) Competing Profit (Loss) and Other comprehensive income for the period)</b>	<b>(3,907.36)</b>	<b>(9.60)</b>	<b>-12.84</b>	<b>(3,947.76)</b>	<b>6.27</b>
XVI	<b>Earnings per equity share (for continuing operation):</b>	<b>(309.63)</b>	<b>(0.00)</b>	<b>-0.10</b>	<b>(312.83)</b>	<b>0.05</b>
	(1) Basic	-	-	-	-	-
	(2) Diluted	-	-	-	-	-
XVII	<b>Earnings per equity share (for discontinued operation):</b>	<b>-</b>	<b>-</b>	<b>-</b>	<b>-</b>	<b>-</b>
	(1) Basic	-	-	-	-	-
	(2) Diluted	-	-	-	-	-
XVIII	<b>Earning per equity share (for discontinued &amp; continuing operation)</b>	<b>-</b>	<b>-</b>	<b>-</b>	<b>-</b>	<b>-</b>
	(1) Basic	-	-	-	-	-
	(2) Diluted	-	-	-	-	-
XVII	Paid-up equity share capital (Face Value Rs. 10)	1,261.94	1,261.94	1,261.94	1,261.94	1,261.94
XVIII	Reserve excluding Revaluation Reserves as per balance sheet of previous accounting year	4,404.00	4,404.00	4,404.00	4,404.00	4,404.00

Place: Prayagraj

Date: 10-05-2021



*Mr. J. K. Agrawal*  
Managing Director



**TRIVENI GLASS LTD**

1, KANPUR ROAD, ALLAHABAD, UP - 211001

CIN: L26101UP1971PLC003491; Email: akd@triveniglassltd.com; Website: www.triveniglassltd.com

Tel: 0532-2407325

**Standalone Statement of Un-Audited financial results for the Quarter and year ended 31st March, 2022**

	Particulars	Rs. in Lakhs		
		For the Quarter ended 31.03.2022	For the Year ended 31.03.2022	For the Year ended 31.03.2021
		Un-Audited	Un-Audited	Audited
1	Total Income from operations	75.23	98.06	93.55
2	Net Profit / (Loss) from ordinary activities before tax	(85.92)	(126.32)	6.27
3	Net Profit / (Loss) for the period after tax (before Exceptional items)	(3,907.36)	(3,947.76)	6.27
4	Net Profit / (Loss) for the period after tax (after Exceptional items)	(3,907.36)	(3,947.76)	6.27
5	Other Comprehensive Income			
6	Paid-up equity share capital	1,261.94	1,261.94	1,261.94
7	Reserves (excluding Revaluation Reserves as shown in the balance sheet of previous year)	4,404.00	4,404.00	4,404.00
8	Earnings per share (for continued operations) :			
	(a.) Basic	(309.63)	(312.83)	0.05
	(b.) Diluted	(309.63)	(312.83)	0.05

Note: The above is an extract of the detailed format of Quarterly/Annual Financials Results filed with the Bombay Stock Exchange under Regulation 33 of the SEBI (Listing and Other Disclosure Requirements) Regulations, 2015 duly approved by the Board of Directors' in their meeting held on 10-05-2022. The full format of the Quarterly/Annual Financial Results are available on the Stock Exchange websites (www.bseindia.com) and also on the website of the company (www.triveniglassltd.com).

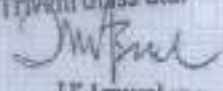
Place: Prayagraj


Date: 10-05-2021


**J K Agrawal**  
 Managing Director


**Notes:**

1. The above Audited Standalone financial results for the quarter and year ended March 31<sup>st</sup> 2021 in respect of Triveni Glass Limited ("the Company") have been reviewed by the Audit Committee and approved by the Board of Directors of the Company at their respective meetings held on June 22 2021. The above results have been subjected to audit by the Statutory Auditors of the company. Effective 1<sup>st</sup> April 2017, the company has adopted Ind-AS with transition date of 1<sup>st</sup> April, 2016.
2. The above Annual Financials Results are available on the Stock Exchange websites ([www.bseindia.com](http://www.bseindia.com)) and also on website of the company ([www.triveniglassltd.com](http://www.triveniglassltd.com)).
3. These financial results have been prepared in accordance with Indian Accounting standards ("Ind AS") prescribed under section 133 of the Companies Act, 2013 read with the relevant rules thereunder and in terms of Regulation 33 of SEBI [Listing Obligations and Disclosure Requirements] Regulations, 2015 and SEBI Circular No. CIR/CFD/FAC/62/2016 dated July 5, 2016 and Schedule III (Division II) of the Companies Act 2013.
4. The above results have been prepared in compliance with the recognition and measurement principles of the Companies (Indian Accounting Standards) Rules, 2015 (Ind AS), as amended by the Companies (Indian Accounting Standards) (Amendment Rules) 2016 prescribed under Section 133 of the Companies Act, 2013 and other recognized accounting practices and policies to the extent applicable. Beginning 1<sup>st</sup> April, 2017, the Company has for the first time adopted Ind AS with a transition date of 1<sup>st</sup> April, 2016.
5. The Company has single reportable segment viz. "Glass Industry"
6. M/s Sanjay Talwar & Associates, Statutory Auditors of the Company have conducted a 'Annual Audit' of the above financial results pursuant to Regulation 33 of SEBI (Listing Obligations and Disclosure Requirements) Regulations, 2015. However, the management has exercised necessary due diligence to ensure that such financial results provide a true and fair view of its affairs.

On and behalf of the Board of Directors  
For Triveni Glass Ltd.  
  
Managing Director



Date : 10-05-2022

Place : Allahabad





TGL/2021-22/SEC-015

Date: 10-05-2022

To,  
The Manager  
Department of Corporate Services-Listing  
**BSE Limited**  
16th floor, P J Towers,  
Dalal Street, Mumbai- 400001

**Sub: Declaration in respect of Auditors' Report with unmodified opinion for the Audited Financial Results for the year ended 31<sup>st</sup> March 2022 under Regulation 33(3)(d) of SEBI (Listing Obligations and Disclosure Requirements) Regulations, 2015 read with SEBI Notification No. SEBI/LAD-NRO/GN/2016-17/001 DATED 10<sup>th</sup> May 2016 & SEBI Circular No. CIR/CFD/CMD/56/2016/ DATED 27<sup>th</sup> May 2016**

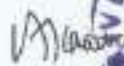
**Ref: Triveni Glass Limited (Scrip Code 502281)**

Dear Sir,

With reference to the Audited Financial Results of the company for the year ended 31<sup>st</sup> March 2022, we hereby declare that the Statutory Auditors of the company, M/S Sanjay Talwar & Associates, Chartered Accountants (Firm Registration Number 005923C), have expressed an unmodified opinion on the Auditor's Report on Standalone Audited Financial Results of the company for the Financial Year Ended 31<sup>st</sup> March, 2022.

Request you to please take the above on record and oblige..

Thanks & Regards  
For Triveni Glass Limited

  
AK Dhawan  
Director Finance



Regd. Off.:

1, Kanpur Road, Allahabad - 211 001, India

Phone : +91-532-2407325

Fax : +91-532-2407450

E-mail : akd@triveniglasltd.com

Website : www.triveniglasltd.com

CIN No. : L26101UP1971PLC003491

IF IT'S GLASS IT'S US