

एनएमडीसी



एन एम डी सी लिमिटेड NMDC Limited

(भारत सरकार का उद्यम) (A GOVT. OF INDIA ENTERPRISE)

पंजीकृत कार्यालय : 'खनिज भवन', 10-3-311/ए, कैसल हिल्स, मासाब टैंक, हैदराबाद - 500 028.
Regd. Office : 'Khanij Bhavan' 10-3-311/A, Castle Hills, Masab Tank, Hyderabad - 500 028.
नैगम पहचान संख्या / Corporate Identity Number : L13100TG1958 GOI 001674

No.18(5)/2024-Sectt.

31.08.2024

BSE Limited Phiroze Jeejeebhoy Towers Dalal Street, Mumbai – 400001	National Stock Exchange of India Limited Exchange Plaza, C- 1,Block G, Bandra-Kurla Complex, Bandra (East), Mumbai – 400051
Calcutta Stock Exchange Limited 7, Lyons Range, Murgighata, Dalhousie, Kolkata, West Bengal 700001	

Dear Sir / Madam,

Sub: Annual Report 2023-24 and Notice of 66th Annual General Meeting, Book Closure and Cut-off Date for e-voting.

Ref: Regulation 30 and 42 of the Securities and Exchange Board of India (Listing Obligations and Disclosure Requirements) Regulations, 2015; BSE Equity Scrip ID: 526371, NSE Security ID: NMDC.

The 66th Annual General Meeting (AGM) of the Company will be held on **Tuesday, the 24th September, 2024 at 11:30 (A.M.) hours IST** through video conferencing ("VC") / Other Audio Visual Means ("OAVM"). In compliance with the provisions of the Companies Act, 2013 read with circulars issued by Ministry of Corporate Affairs and SEBI, from time to time, the Notice of 66th AGM along with the Annual Report 2023-24 is being sent on 31st August, 2024 through electronic mode to all the Members who have registered their email addresses with the Company / Depositories / RTA.

In terms of Regulation 42 of the Securities and Exchange Board of India (Listing Obligations and Disclosure Requirements) Regulations, 2015, the Register of Members and Share Transfer Books of the Company will remain closed from 18th September, 2024 to 24th September, 2024 (both days inclusive) for the purpose of ensuing 66th Annual General Meeting (AGM) of the Company and for payment of Final dividend for FY 2023-24 @ Rs.1.50 per share. Further, the Record date for payment of Final dividend 2023-24 shall be 17th September, 2024 and the said dividend will be paid within 30 days from the date of the AGM.

Further, Members of the Company holding shares either in physical form or in dematerialized form, as on the **Cut-off date i.e., 17th September, 2024**, shall be provided with the facility to exercise their right to vote by electronic means (e-voting) on all the resolutions set forth in the Notice of 66th AGM. The remote e-voting period begins on **21st September 2024 (09.00 AM) and ends on 23rd September, 2024 (05.00 PM)**. Voting rights of members shall be in proportion to their shares in the paid-up equity share capital of the Company as on the cut-off date.

The Annual Report of the Company for the financial year 2023-24 *inter-alia* containing the Notice of 66th AGM, financial statements for the financial year 2023-24, Auditors' Report thereon, Board's Report and other documents including Business Responsibility and Sustainability Report etc., are enclosed herewith and hosted on the Company's website at the link:

https://www.nmdc.co.in/cms-admin/Upload/Annual_Report_Documents/6a9beb3eff1545fa818b85ca89a6cb2d_20240831231343652.pdf.

The details on casting vote electronically and attending the AGM through VC/OAVM have been set out in the Notes to Notice of 66th AGM.

You are requested to please take note of the same.

Thanking you,

Yours faithfully,
for NMDC Limited

A.S. Pardha Saradhi
Executive Director &
Company Secretary

Encl : a.a

66th ANNUAL REPORT 2023-24

एनएमडीसी



NMDC

Responsible
Mining



For People and Planet

Scientific | Sustainable | Spreading Smiles





Honourable Prime Minister Shri Narendra Modi visits Chhattisgarh to Dedicate the NMDC Steel Plant to the Nation



Honourable Union Minister of Steel Shri H.D. Kumaraswamy and Honourable Minister of State for Steel Shri Bhupathi Raju Srinivasa Varma visit NMDC


Table of Contents

Vision & Mission	03
About NMDC	04
FY24 Highlights	06
Chairman's Message	08
Key Strengths	14
Geographical Footprints	16
Our Products	18
How We Create Value - Our Resources	20
How We Create Value - Our Relations	22
Manufactured Capital	23
Natural Capital	28
Our Value Chain	32
IT & Digital initiatives at NMDC	34
Research & Development (R&D)	36
Board of Directors	38
Senior Management	40
Board's Report for the FY 2023-24	42
CSR @NMDC	82
Management Discussion & Analysis: FY 2023-24	83
Report on Corporate Governance	98
Business Responsibility and Sustainability Report FY 2023-24	127
Ten Year Performance	201
Independent Auditors' Report	206
Balance Sheet	228
Statement of Profit and Loss	229
Statement of Changes in Equity	230
Cash Flow Statement	231
Notes	233
Independent Auditors' Report	314
Consolidated Balance Sheet	324
Consolidated Statement of Profit And Loss	325
Statement of Changes in Equity	326
Consolidated Cash Flow Statement	327
Notes	329
Notice	408



Established in 1958, NMDC Ltd is India's largest and responsible iron ore producer, with a robust presence in the mining industry. Headquartered in Hyderabad, NMDC operates several mines across India, playing a pivotal role in the country's mineral development.


NMDC's unwavering commitment to sustainable and environmentally responsible mining practices is a cornerstone of its operations. The company produces a wide range of products, including iron ore, diamonds, pellets, and wind power, all while adhering to the highest standards of responsible mining. Known for its extensive exploration activities and advanced mining technology, NMDC also places a strong emphasis on community development and ecological balance. Through its strategic initiatives, sustainable mining practices, and continuous innovation in capacity expansion, NMDC has positioned itself as a key player in the global mining sector, setting benchmarks for responsible and sustainable mining operations.



Vision

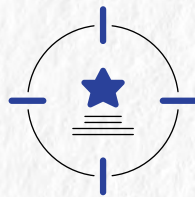
To emerge as a global environment friendly mining organisation and also as a quality steel producer with a positive thrust on social development.

Mission



To maintain its leadership as the largest iron ore producer in India, while establishing itself as a quality steel producer and expanding business by acquiring and operating various iron ore, coal and other mineral assets in India and abroad, rendering optimum satisfaction to all its stakeholders.

Macro Objectives



- To expand the operations in the areas of Mining and Mineral Processing to meet the growing demands from domestic and international Markets.
- Achieve international standards in per capita productivity, value addition and cost effectiveness.

Micro Objectives

Achieve growth by:

- (a) Expansion of existing mines
- (b) Operating new mines fully owned by NMDC or in Joint Venture

Give thrust to exploration and exploitation of iron ore and other strategic & critical minerals.

- To maintain environment protection.
- To conserve mineral resources through scientific mining.
- To maintain high level of customer satisfaction.
- To improve the quality of life of people in general and socio economic environment in and around the mines in particular.

About NMDC

Colossal Capacity: Unmatched Scale and Growth

NMDC Ltd continues to solidify its position in the global mining industry with substantial growth in size and production capacity. This remarkable growth is supported by our robust infrastructure, which includes advanced mining facilities and a comprehensive logistics network. Our financial performance showcases our ability to scale operations efficiently.

Strategic Edge: Positioned for Success

NMDC's strategic positioning across key mining regions in India is a significant factor in our competitive edge. Our mines are strategically located in mineral-rich areas, enhancing our supply chain efficiency and strengthening our market presence. This strategic advantage instills confidence in our stakeholders, assuring them of our strong market position.

Financial Fortitude: Strength in Numbers

NMDC's financial performance is a testament to our strong market positioning and operational excellence. Our profitability and shareholder returns reflect our commitment to delivering value and maintaining financial health. This financial fortitude instills confidence in potential business partners about our stability and growth potential, making us a reliable choice for strategic alliances.

Innovative Leadership: Pioneering the Future

NMDC's leadership in the mining sector is not just about our market share but also our commitment to innovation and technological advancement. We have undertaken several ambitious projects to enhance our production capacity and improve the quality of our product mix. Implementing state-of-the-art systems and other technological upgrades further cements our position as a leader in the industry, inspiring others to follow our forward-thinking approach.

Sustainable Excellence: Green Commitment

Sustainability remains at the core of NMDC's operations. We have made significant strides in environmental management, including obtaining key environmental clearances and implementing various green initiatives. Our efforts in sustainable mining practices and community development demonstrate our dedication to minimising our ecological footprint and maximising socio-economic benefits.

Future-Forward: Leading the Market


As India's largest iron ore producer, NMDC is well-positioned to capitalise on the increasing demand for steel and iron ore domestically and internationally. Strategic investments in capacity expansion, technology adoption, and sustainability initiatives underpin our growth trajectory. With a clear vision for the future, NMDC is poised to continue setting benchmarks in operational efficiency, innovation, and sustainable development.



FY24 Highlights


450.22^{LT}

Production



444.81^{LT}

Sales



The company has demonstrated solid financial health, marked by substantial revenues, strong profit margins, and effective capital management. Key performance indicators such as net worth, earnings per share, and returns on equity reflect efficient operations and a commitment to delivering value to shareholders, emphasizing overall financial stability and growth potential.

₹21,294 Crore
Revenue from Operations

₹4,732/₹
Sales Realisation

₹8,012 Crore
PBT

₹5,632 Crore
PAT

₹25,406
Crore Net Worth

₹2,124.69
Crore Dividend

₹87.5
BVPS

₹19
EPS

21.1%
RoCE

22.17%
RONW

Chairman's Message



Dear Shareholders,

It is with great pleasure and a deep sense of responsibility that I address you as the Chairman and Managing Director of your company - NMDC Limited, a cornerstone in the Indian mining industry. As we navigate through dynamic market landscapes and global economic shifts, I am honoured to lead a company known for its resilience, innovation, and commitment to sustainable growth. NMDC is devoted to Responsible Mining, the goal is to mine sustainably, restore ecosystems, invest in social initiatives, and meet the country's thriving demand for iron and steel.

NMDC delivered historic iron ore volumes in FY24, an accomplishment that will echo through time as a testament of its mettle and shape the destiny of the company and the industry. Our legacy has been truly enriched by the surpassing of the 45 million tonnes mark in the financial year 2023-2024. India's largest iron ore producer continued to realize the weight of the country's dreams in fortifying mineral security.

In this journey, NMDC has mitigated cyclical volatilities of the sector, built upon its technical and digital strength, bolstered its financial resilience, and worked tirelessly to deliver value to its stakeholders. As we reflect on FY24, I take pride in sharing the achievements, challenges and strategic vision of the company with you.

NMDC's operational excellence, financial prudence, and strategic agility dovetailed with the stakeholders' confidence is positioning the company at the forefront of sustainable growth. I convey our sincere gratitude to our shareholders for partnering with us in our pursuit of capacity building and diversification towards shared prosperity. Your insights and support are an indispensable resource to the company, and together, we will chart a course for a brighter, more sustainable future for NMDC.

Economic Scenario

In the face of significant monetary tightening, lingering policy uncertainties, and multiple shocks from geopolitical conflicts and climate change, the global economy demonstrated greater resilience than anticipated in 2023 and grew at a rate of 3.2%.

Surpassing global economic trends, South Asia's gross domestic product grew by an estimated 5.3% in 2023 and is expected to increase by 5.2% in 2024, driven by robust growth in India, which remains the world's fastest-growing large economy.

India, amidst an uneven global macroeconomic environment, has demonstrated remarkable economic stability and growth. Driven by substantial public investment in infrastructure and digitalization, alongside targeted reforms to improve the ease of doing business

and stimulate new investments, India's GDP growth has reached a robust 8.2% for FY 2023-24, significantly exceeding the global average.

This economic momentum, particularly in emerging markets like India, has directly influenced the demand for essential raw materials, including iron ore which remains a critical factor in supporting infrastructure growth, manufacturing, and energy sectors worldwide.

Iron Ore Market Dynamics

The global iron ore production reached 2.5 billion tonnes in CY 2023, with Australia and Brazil leading as the top producers, contributing approximately 56% of the total output. India, the fourth largest producer, along with China, both contributed about 11% each to global iron ore production. Despite the subdued demand in China due to economic uncertainties and real estate concerns, the global steel production remained stable. However, the iron ore market experienced fluctuations due to geopolitical dynamics and trade policies.

In this context, the role of the Indian iron ore miners in catering to the domestic demands while effectively navigating the global iron ore market volatility has become increasingly significant. The nation has witnessed strong growth of ~7% YoY in the iron ore output, with production increasing from 257 million tonnes in FY23 to an impressive 275 million tonnes in FY24. I am delighted to share that NMDC has played a significant role in this achievement, securing a commendable 16% market share.

Physical and Financial Performance

During the year under review, NMDC registered its best ever yearly physical performance as it produced 45.02 million tonnes and sold 44.48 million tonnes of iron ore. The company recorded a 10% growth in production and 16% growth in sales compared to FY23 volumes.

It translated into a strong financial performance earning a revenue of Rs. 21,294 crores in FY24, which is a 21% increase from the revenue generated in FY23. Strategic financial planning and pricing mechanisms led to a Profit After Tax (PAT) of Rs. 5,632 crores and Profit Before

Chairman's Message Continued

Tax (PBT), before exceptional item, of Rs. 8,294 crores in FY24, realizing an upswing of 2% in PAT and 30% in PBT over CPLY.

For FY24, NMDC's EBITDA stood at Rs. 8,709 crores representing a 28% growth from the previous financial year. The company's operating profit margin was 34%, an upward movement of 6% in operational efficiency from FY23.

Company's highest-ever capital expenditure of Rs. 2,066 crores was expended towards capacity building in FY24, which was 17% north of the capex target, Rs. 1,769 crores. NMDC's standalone net worth (post the demerger of NSL) crossed the Rs. 25,000 crore mark in FY24 reinforcing the company's financial stability and its capacity to invest in growth and generate value for stakeholders.

Operational Highlights

NMDC's major iron ore mines - Kirandul and Bachel in Chhattisgarh, and Donimalai in Karnataka delivered their highest-ever annual production in company history. The bottlenecks in pellet production were also resolved leading to peak volume of 2.65 lakh tonnes pellet production in FY24, highest since the plant's commissioning.

During the year under review, NMDC made a strategic move to boost evacuation capacity and build supply chain resilience by commencing operations from its Kumar Marenga stockyard and implementing a 10 MTPA

Rapid Wagon Loading System at its Kirandul complex. These developments give a peek into the business model that the company is finalizing for leapfrogging to double its capacity.

Another significant development in FY24 was the resumption of operations at Panna Diamond Mines in Madhya Pradesh, revitalizing a historic asset that diversifies our mineral portfolio. A landmark achievement in the direction of expansion and diversification came with the commencement of gold mining at Mount Celia in Western Australia in FY24 through the company's subsidiary, Legacy Iron Ore Limited. Legacy has also signed a Joint Venture agreement to unlock the potential of magnetite resources at Mount Bevan and explore minerals of strategic interest like Lithium in Australia.

Towards enhancing efficiency, transparency, and ease of doing business, a new organizational structure - 'Works Organisation' was conceptualised and implemented for the close monitoring and timely execution of all major capital projects.

Response to Climate Change

The global emphasis on reducing carbon emissions and adopting cleaner production methods is transforming the iron ore value chain. This shift towards greener technologies and practices is driving innovation across the industry and underscores the need for enhanced environmental stewardship and responsible resource management. Embracing these changes is vital not only

Towards enhancing efficiency, transparency, and ease of doing business, a new organizational structure - 'Works Organisation' was conceptualised and implemented for the close monitoring and timely execution of all major capital projects.



for our continued growth but also for our commitment to a sustainable future.

Climate change presents unprecedented challenges to the industry - a potential disruption in operations, increase in production costs, and the abatement of key resources such as water and energy. Against this landscape, NMDC plans to leverage and enhance its sustainable and efficient mining legacy to meet the evolving needs of the environmentally conscious

customers and align with India's goal of achieving Net Zero Emissions by 2070.

To minimise carbon emissions, NMDC is moving towards eco-friendly ore transportation through slurry pipelines and railways instead of roadways. Progress in this direction is underway with the doubling of the Kirandul-Kothavalasa railway line expected to be completed in FY25 and the laying of the 15 MTPA Slurry Pipeline from Bachel to Visakhapatnam via Nagarnar slated for

Committed to the best Corporate Governance practices, NMDC ensures compliance of statutory provisions in letter and spirit. The Company is faithful to the statutory requirements under the Companies Act, 2013; SEBI LODR Regulations, 2015.

Chairman's Message Continued

completion in FY27. NMDC is building a 2 MTPA Pellet Plant and 10 MTPA Beneficiation Plant along the Slurry Pipeline route with plans to introduce blending yards in its ecosystem as a step towards zero waste mining.

The company is also investing in solar and wind energy projects while exploring opportunities to mine critical minerals like lithium and cobalt to fuel the renewable energy sectors and the green transition of India.

ESG Performance

NMDC is intensifying efforts to curtail GHG emissions, enhance wastewater recycling, manage solid waste, and conserve biodiversity. We have developed a Scope 3 Greenhouse Gas Inventory to meticulously vet our value chain emissions. Our Biodiversity Conservation initiatives continue to thrive as we collaborate with the State Forest Departments to restore habitats and preserve ecosystems.

Contributing to Chhattisgarh's environmental health, NMDC presented a first of its kind Mobile Environment Lab to Chhattisgarh Environment Conservation Board. It is equipped with cutting edge technology for real time monitoring of ambient air quality and for conducting water and wastewater audits in the industrial belts of Chhattisgarh.

In FY24, NMDC carried on operations with due compliance to the environmental laws and regulations while implementing diligent checks to safeguard the environment, society, and individuals.

The company's transformative CSR initiatives are a source of pride and purpose for us. From empowering women to upskilling youth, generating employment opportunities to addressing public health, NMDC has been a steady pillar in enabling progress in the hinterlands of India. Our flagship social initiatives - Shiksha Sahayog Yojana and Balika Shiksha Yojana have empowered the journeys of thousands of tribal children with scholarships for higher education and nursing education, making them agents of change in their communities. It is this approach that gave way to the Education City, Hospital on Wheels, Sports Academies, and the infrastructure that ensures education, healthcare and opportunities for all.

This strong legacy is built by a committed workforce. We classify the health, safety, and dignity of NMDC employees as a top priority. Robust vigilance structures, safety protocols, access to grievance redressal along with the freedom to associate and engage in collective bargaining has nurtured a progressive and empowering workplace.

On Formation Day 2023, NMDC instituted the 'CMD Excellence Awards' to celebrate and honour the exceptional contributions of our employees, who are the driving force behind our company's progress.

Corporate Governance

NMDC upholds the highest standards of corporate governance and ensures transparency, accountability, and integrity in all our operations. Corporate governance is not just a regulatory requirement but a fundamental pillar of our culture, guiding our actions and decisions to create long-term value for our stakeholders.

Contributing to Chhattisgarh's environmental health, NMDC presented a first of its kind Mobile Environment Lab to Chhattisgarh Environment Conservation Board.

Committed to the best Corporate Governance practices, NMDC ensures compliance of statutory provisions in letter and spirit. The Company is faithful to the statutory requirements under the Companies Act, 2013; SEBI LODR Regulations, 2015; and Guidelines on Corporate Governance for Central Public Sector Enterprises, 2010 issued by the Department of Public Enterprises along with the Secretarial Standards issued by the Institute of Company Secretaries of India. Further, NMDC also ensures that its practices and policies align with the interests of society at large and the same is demonstrated through the company's continuous initiatives towards stakeholder engagement and environmental stewardship.

Towards Progress and Prosperity

As we progress further into the era of NMDC 2.0, we are gearing up to deliver 50 million tonnes of iron ore in FY25. Our journey from hereon will be guided by an ambitious growth strategy. We are investing in capacity expansion and new infrastructure to augment our production capacity to 72 million tonnes from our existing iron ore mines, while also developing the NCL (NMDC CMD Limited) JV mines to contribute another 28 million tonnes. Leveraging on our intrinsic strengths and constraint optimization are the two drivers for realisation of our vision to achieve a 100 million tonnes production capacity by 2030.

This narrative aligns with the National Steel Policy's vision to enhance India's steel production capacity to 300 million tonnes by 2030. NMDC's 100 million tonnes would account for a quarter of the ~ 430 million tonnes of raw material required to reach that target.

Towards becoming a 100 million tonnes mining company, NMDC is transforming its approach to machinery, material and manpower planning. Innovation and digitalization are key tenets of this transformation. A steely intent is driving our investment in intelligent equipment and cutting edge mining systems, such as Automatic Sampling, Fleet Management, and Rapid Wagon Loading. These technologies ensure the highest standards of productivity and efficiency, positioning us among the global mining powerhouses.

The accomplishments of NMDC find a unified representation in our new logo, unveiled in August, 2023. This logo heralds a new era of responsibility at NMDC. It conveys the spirit of NMDC 2.0 - the blue cog representing the mineral mining cycle for steadfastness and trust we have earned over the decades; the hand cradling the earth in the center of the logo signifies our commitment to sustainable mining and our global aspirations. The vibrant green leaves symbolize growth, renewal, and harmony with nature.

We convey our sincere gratitude to the Government of India for their constant support in creating an enabling environment that fosters growth and innovation in our industry. To our valued customers, banks, shareholders, associates, and global partners, I express my deepest gratitude for your trust, collaboration, and continued partnership. Together, we have overcome challenges and achieved iconic milestones. I am confident that with our collective effort, we will continue to thrive. Thank you for your invaluable contributions to the journey of NMDC.

Our achievements for FY24 are commendable, but the path ahead beckons with both promise and challenge. Our compass points north - toward innovation, sustainability, shared purpose and a 100 million tonnes strong future.

Jai Hind

Shri Amitava Mukherjee

Chairman and Managing Director
(Additional Charge)

Key Strengths



Six Decades of Excellence

Our journey spans six decades of excellence in the mining sector. Producing over 45.0 million tonnes of iron ore annually, we cater to the steel industry's diverse needs and are actively exploring forward integration into pellets and steel production. Additionally, we successfully operate a diamond mining project in Panna, Madhya Pradesh, adding to our diverse portfolio.

Competitiveness, Profitability, and Growth

We at NMDC focus on competitiveness, profitability, and growth. Our record-breaking production and sales in the last financial year highlight our resilience and efficiency. With ongoing expansions like the Kumaraswamy mine, we are set to achieve even higher targets, ensuring sustained growth.

Advanced Technological Integration

Our advanced technological integration includes state-of-the-art ERP systems, real-time dashboards, and biometric recognition for seamless operations. By adopting Unmanned Aerial Systems for mineral exploration and enhancing cybersecurity measures, we are committed to digital transformation and innovation.

Resource Optimization and Integrated Operations

At NMDC, we prioritise lean ore utilisation and effective tailings management to optimise resources. Our use of slurry pipelines and innovative beneficiation techniques underscores our dedication to minimising environmental impact while maximising resource efficiency. We also maintain strong backward and forward integration, enhancing our competitive advantage. With strategic growth plans to increase iron ore production capacity to 100 million tonnes by 2030, we are well-positioned to meet the demands of the steel industry.

Diversified Board and Experienced Senior Management

Our diversified board and experienced senior management drive strategic decision-making. We are committed to expanding our mineral portfolio, including operations in diamonds, gold, and coal, which enhances our resilience against market fluctuations.

Talent Development and Retention

We attract, develop, and retain talent, ensuring a skilled workforce. The introduction of the Employee Training Portal and Vigilance Complaint Portal reflects our dedication to human capital development.

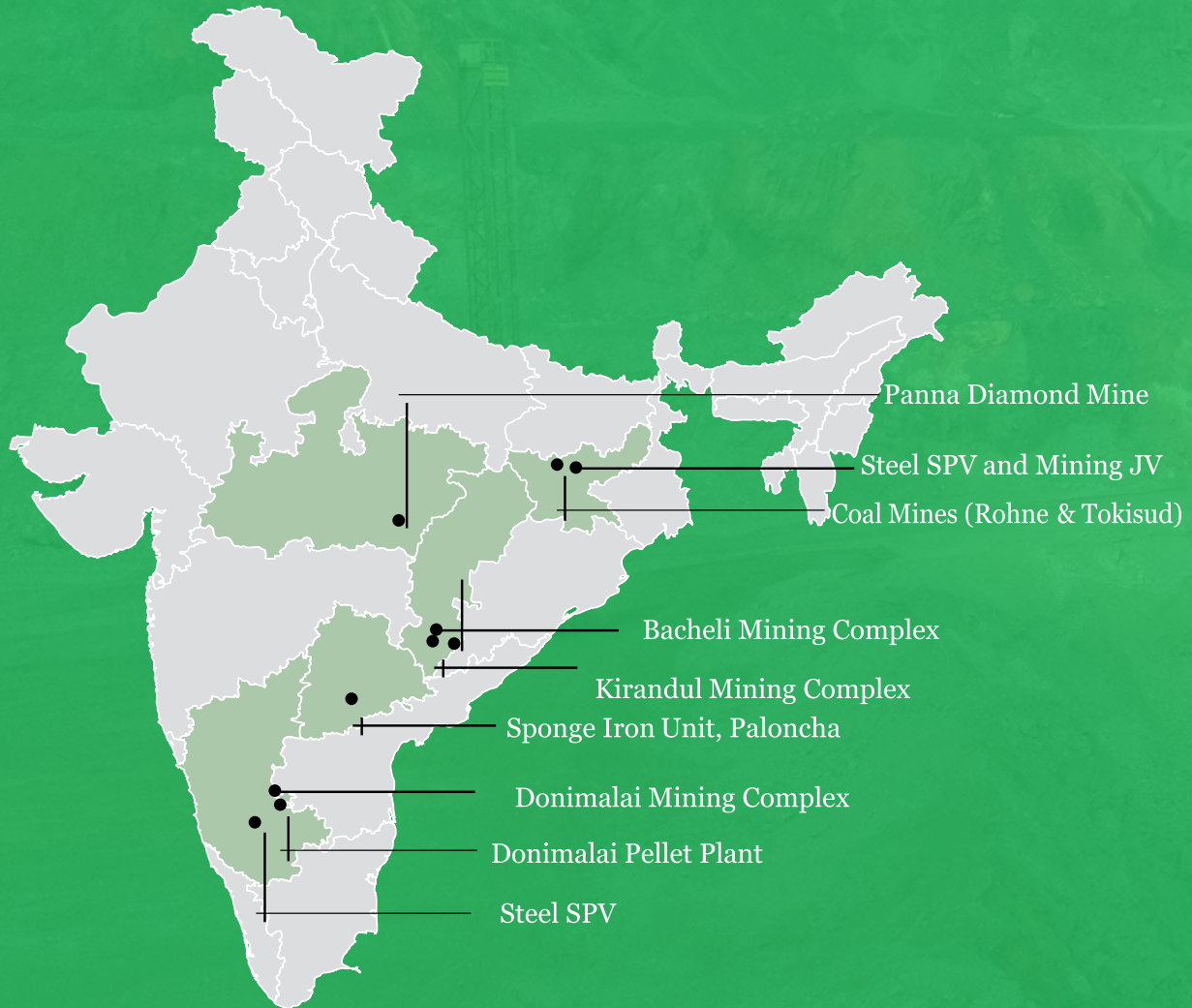
Advanced Research and Development

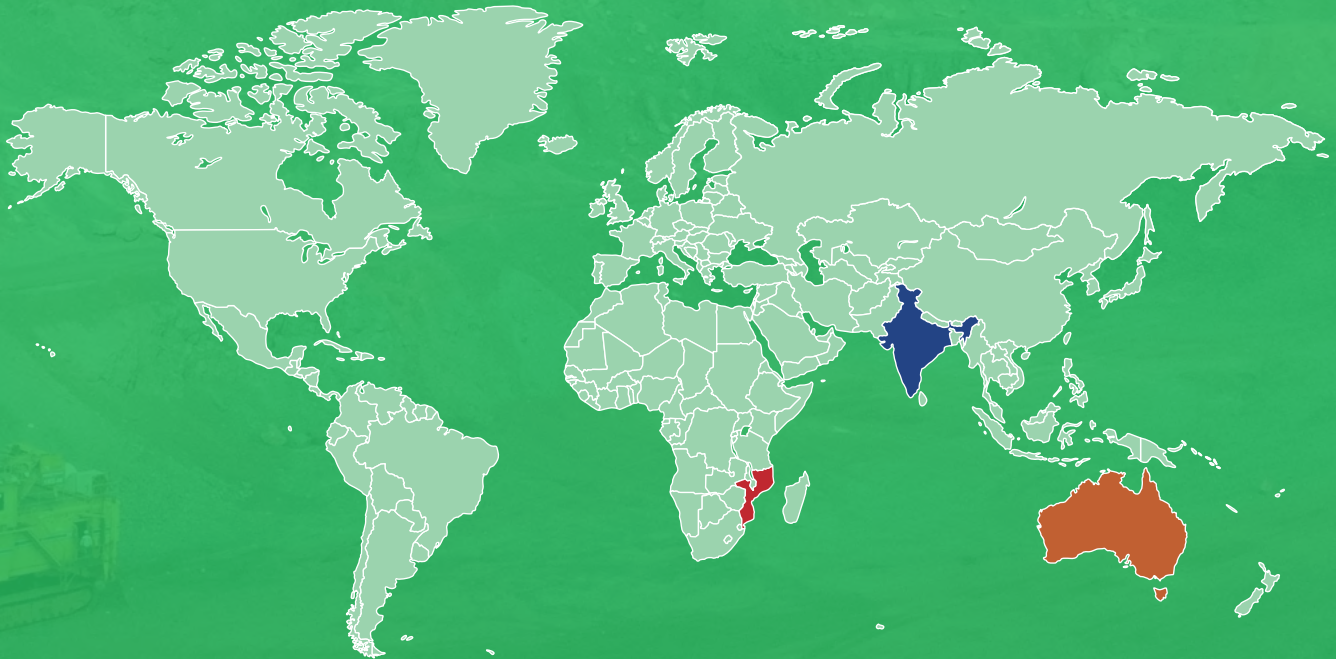
Our advanced Research and Development keeps us at the forefront of innovation. The R&D Centre in Hyderabad supports continuous innovation in mineral processing and sustainable steel technology, contributing significantly to our technological excellence.

Commitment to Sustainability and Innovation

Our business model is deeply ingrained, focusing on environmental and social sustainability. With significant renewable energy projects and a goal to achieve 'Net Zero' by 2040, we are dedicated to sustainable practices. Our relentless commitment to excellence, sustainability, and innovation continues to shape the mining industry and contribute significantly to India's steel production and economic growth.

Geographical Footprints





Mozambique

26% stake in ICVL which owns coking coal deposit in Mozambique.

ICVL had acquired Rio Tinto Coal Mozambique (RTCM) by which ICVL has 65% ownership in Benga Coal Project and 100% interest in Zambeze, Tele East and other coal exploration projects.

Australia

91.38% stake in Legacy Iron Ore Limited, ASX listed entity based in Perth, Australia.

Legacy is presently carrying out exploration in its 21 exploration tenements in Western Australia in Iron Ore, Gold, Tungsten and Base metals.




Our Products

Introduction to the Products of NMDC Ltd

NMDC Ltd offers a diverse range of high-quality iron ore products, each tailored to meet specific industrial requirements. From coarse and fine iron ores to specialised pellets, NMDC's offerings ensure efficient and optimal performance for various steelmaking and related processes. In addition, NMDC produces rough diamonds that cater to the gem and jewellery industry. Here's a brief overview of their products, along with technical details:


Baila ROM

Coarse iron ore with high iron content, suitable for steelmaking.

↕↕ 10 mm to 150 mm  65.5%


Baila Lump

Medium-sized iron ore for direct use in blast furnaces.

↕↕ 10 mm to 40 mm  65.5%


DR CLO

High-grade iron ore for direct reduction processes.

↕↕ 10 mm to 40 mm  67%


10-20 mm Baila

Specialized iron ore for sponge iron ore making.

↕↕ 10 mm to 20 mm  65.5%


Baila Fine

Fine iron ore suitable for sintering and pelletizing.

↕↕ -10 mm  64%


Doni Lump

Calibrate lump ore from Donimalai.

↕↕ 10 mm to 40 mm  61%


Kumaraswamy Lump

Iron ore from Kumaraswamy with consistent quality for steel production.

↕↕ 10 mm to 40 mm  64.5%


Kumaraswamy Lump Ore:

Used for Sponge Iron Making

↕↕ 10 mm to 20 mm  65%


Doni Fines

Finely crushed iron ore from Donimalai for sintering processes.

↕↕ 10 mm  60%

Kumaraswamy Fine

Fine iron ore from Kumaraswamy, optimal for sintering.

↕↕ 10 mm  64%


Iron Ore Pellets

High-quality pellets produced at Donimalai are ideal for steel production.

 63%

Rough Diamonds

Natural diamonds suitable for gem and jewellery applications are produced through specialized mining processes.

↕↕ Size  Fe

How We Create Value - Our Resources

Financial Capital

DESCRIPTION

Financial Capital represents the economic resources NMDC has, including its revenue, profits, and investments. What it means to NMDC: Enhancing Financial Capital involves prudent financial management, increasing cost efficiency, and focusing on profitability. By optimising its financial resources, NMDC can invest in new projects, technologies, and capabilities, ensuring sustainable growth and

shareholder value.

HIGHLIGHTS

Turnover (FY24)	: ₹21,294 crores
Net worth (FY24)	: ₹25,406 crores
Capex (FY24)	: ₹2,066 crores
Profit Before Tax (FY24)	: ₹8,012 crores
Profit After Tax (FY24)	: ₹5,632 crores



Manufactured Capital

DESCRIPTION

Manufacturing Capital includes the physical assets and infrastructure NMDC uses to produce its goods, such as mines, machinery, and technology. What it means to NMDC: Enhancing Manufacturing Capital means maintaining and upgrading production facilities, expanding mining footprints, and investing in new technologies. This ensures operational efficiency, product quality, and the capacity to meet market demand.


HIGHLIGHTS

Iron Ore Production (FY24)	: 45.02 MT
Iron Ore Sales (FY24)	: 44.48 MT
Pellet Production (FY24)	: 2,63,053 tonnes

Environment Capital

DESCRIPTION

Environment Capital encompasses the natural resources that NMDC utilizes, including land, water, and energy, and its environmental impact. What it means to NMDC: Enhancing Environment Capital involves implementing sustainable practices, reducing environmental footprints, and promoting conservation efforts. NMDC focuses on renewable energy projects, efficient waste management, and water recycling to minimise its ecological impact. By prioritising environmental sustainability, NMDC ensures long-term resource availability and compliance with environmental regulations.



HIGHLIGHTS

Environmental Conservation: Focus on reducing environmental footprints, adopting slurry pipeline transport for iron ore, and installation of wind energy and solar power projects

Waste Management: Cessation of wet-washing of ores at most mines

Renewable Energy Initiatives: Share of renewable energy in total energy consumption is targeted to increase to 25%

10.5 MW Wind Energy Plant

1.8 Million units of Solar Power sourced

Water Management: Aim to achieve 100% recycled water usage for dust suppression by implementing sprinkling techniques at mine sites by 2025



Intellectual Capital

DESCRIPTION

Intellectual Capital encompasses NMDC's intangible assets, such as patents, brand equity, research and development, and organisational knowledge. What it means to NMDC: Enhancing Intellectual Capital involves fostering innovation through R&D, implementing advanced digital solutions, and building a solid corporate brand. This drives competitive advantage, operational improvements, and long-term sustainability.

HIGHLIGHTS

State-of-the-art R&D: Focus on ore beneficiation and mineral processing

ERP Implementation: Across all mining projects and Pellet Plant

Digital Transformation: Fleet Management System and other digital initiatives

How We Create Value - Our Relations

People Capital

DESCRIPTION

People Capital refers to NMDC's human resources, encompassing the skills, knowledge, and capabilities of its employees. What it means to NMDC: Enhancing People Capital involves continuous recruitment, comprehensive training programs, and leadership development initiatives. It ensures employee welfare, health, and safety and promotes diversity and inclusion. By investing in its workforce, NMDC enhances productivity, fosters a positive work environment, and builds a resilient and capable organisation.



HIGHLIGHTS

Number of Employees (FY24): **5,630**

Employee Training: Total training days - Executives: 2,020, Non-Executives: **2,767**

Health and Safety Measures: **100% coverage for health insurance, accident insurance, and other benefits for both executives and non-executives**



Social and Relationship Capital

DESCRIPTION

Social and Relationship Capital involves the relationships and networks NMDC maintains with its stakeholders, including customers, suppliers, communities, and regulatory bodies. What it means to NMDC: Enhancing Social and Relationship Capital means actively engaging with stakeholders, contributing to community development, and maintaining high levels of customer satisfaction. NMDC invests in CSR activities, supports education and healthcare initiatives, and ensures transparent communication with all stakeholders. These efforts help build trust, enhance the company's reputation, and ensure social license to operate.

Customers (Steel Plants): **100+**

Community Development: Significant contributions to education, healthcare, and rural development projects, including scholarships, medical facilities, and clean drinking water

CSR Activities (FY24): **INR 150 crores spent on CSR initiatives, focusing on inclusive growth and equitable development**

Stakeholder Engagement: Regular interactions with local communities, government, suppliers, customers, and NGOs to address their concerns and ensure transparent and responsive communication

Manufactured Capital

NMDC Ltd.'s manufactured capital represents the backbone of its operations, encompassing state-of-the-art infrastructure, advanced mining equipment, and highly mechanized facilities that ensure the efficient and sustainable extraction of iron ore. Our commitment to operational excellence and innovation is evident in every facet of our manufacturing process, from the cutting-edge machinery we employ to the robust transportation networks that facilitate the seamless flow of materials.

Overview of NMDC's Operations

World-Class Sustainable Mining Infrastructure

At the heart of NMDC's operations are its four highly mechanized iron ore mines, strategically located in Chhattisgarh, Madhya Pradesh and Karnataka. These mines are equipped with the latest technology, including advanced drilling machines, excavators, automated processing systems, and crushing and screening equipment, all of which contribute to our position as one of the lowest-cost producers of iron ore globally. In FY24, NMDC achieved an impressive iron ore production of 45.1 million tonnes (MT), with an average grade of 64.6% Fe, reinforcing our status as a leader in the industry. Our robust conveyor and transportation networks further enhance safety and efficiency, reflecting our commitment to sustainable and responsible mining practices.





Manufactured Capital
NMDC Mines

- Bailadila Iron Ore Mines – Kirandul Complex, Chhattisgarh
- Bailadila Iron Ore Mines – Bacheli Complex, Chhattisgarh
- Donimalai Iron Ore Mines, Karnataka
- Kumaraswamy Iron Ore Mine, Karnataka
- Diamond Mining Project, Madhya Pradesh

Currently, NMDC produces around 45 MT of iron ore per annum and has the capacity to produce approximately 51 MT. With ongoing expansion plans, the company aims to reach a production capacity of around 67 MT in the next 2-3 years and set a target of achieving a mining capacity of 100 MT by 2030.

Major Capacity Additions

NMDC is undertaking substantial capital expenditure projects to enhance its ore production, improve its product mix, and expand mining capacities to meet the growing demand in the Indian steel sector. These initiatives include establishing new screening plants, infrastructure enhancements in Chhattisgarh, and developing a slurry pipeline and beneficiation plant. The company is also focused on securing additional Environment Clearance (EC) approvals to boost production capacities at key mines, with plans to increase total capacity progressively. While incremental growth is expected in the near term, expansion efforts are geared towards achieving significant production increase over the next 5-6 years, ultimately aiming for a total capacity of 100 MT by the end of the decade.

For more details on capacity expansion refer Board's Report

NMDC's Mining Leases

Name of Mining Lease	Area in Ha	ML Validity	Location
Bailadila Deposit - 11 (A, B & C)	874.92	10-09-2037	Chhattisgarh
Bailadila Deposit - 14	322.37	11-09-2035	Chhattisgarh
Bailadila Deposit - 14 NMZ	506.74	06-12-2035	Chhattisgarh
Bailadila Deposit - 5	540.05	10-09-2035	Chhattisgarh
Bailadila Deposit - 10	309.34	10-09-2035	Chhattisgarh
Donimalai Iron Ore Mines	597.54	03-11-2038	Karnataka
Kumaraswamy Iron Ore Mines	639.80	17-10-2042	Karnataka

Manufactured Capital

Mining Equipment and Machinery

At NMDC Ltd., our sophisticated array of mining equipment and machinery is the cornerstone of our robust operational infrastructure, setting industry standards in efficiency and excellence in sustainable extraction of iron ore. Our fleet, strategically deployed across three key locations i.e. Bachel, Kirandul and Panna includes:

40 Excavators

for precise and efficient ore extraction.

31 Drilling Machines

that enhance our exploratory capabilities and ensure precise deposit mapping.

7 Crushing and 5 Screening Units

at critical junctions streamline the ore processing, delivering consistently high-grade material ready for further beneficiation.

244 Conveyors

covering an impressive total length of 88,147 metres facilitate seamless material transport, reducing downtime and enhancing productivity.

62 Hauling Trucks

ensure timely and safe transportation of ore from mines to processing facilities.



Manufactured Capital Processing & Administrative Facilities

Processing

NMDC operates various processing facilities to enhance the quality and usability of the extracted iron ore. Our beneficiation plants remove impurities, ensuring the ore meets the required further processing and industry standards, reflecting our commitment to quality. The company also has pelletising plants to convert iron ore fines into pellets, essential for steel production.

NMDC has established a robust infrastructure network to facilitate seamless transportation and logistics. This includes railway systems that transport ore from mines to ports and processing plants, ensuring an uninterrupted supply chain. Well-maintained roads and bridges within mining sites ensure the smooth movement of machinery and personnel, enhancing overall operational efficiency.

Administrative and Logistic Facilities

NMDC's infrastructure includes various buildings and structures that support its operations. Administrative offices across mining sites and headquarters have modern facilities for staff operations. Workshops and maintenance facilities are maintained to service and repair mining equipment, ensuring minimal downtime. Warehouses and storage facilities and equipments are efficiently managing supply and demand fluctuations. Additionally, NMDC provides accommodation for staff and workers at remote mining sites, ensuring their well-being and productivity.

5

Workshops and Maintenance

8

Administrative offices

7

Railways and Transportation System for Ore Delivery

6

Warehouses and Storage Facilities

Manufactured Capital

Sustainable Utilities and Support Systems

Power Generation

NMDC has invested in reliable utilities and support systems to ensure uninterrupted operations. This includes power generation and distribution systems, such as a wind power capacity of 10.5 MW at Chitradurga in Karnataka, and solar power installations of 395 KW in Chhattisgarh and 180 KW at Donimalai and 30 KW of rooftop solar power capacity at NMDC Head office, Hyderabad. Water resources are managed sustainably through efficient water supply systems and wastewater treatment plants. Advanced communication networks and IT infrastructure support NMDC's operations, enhancing coordination and data management.

10.5 WM
Wind Power Capacity at
Chitra Durga, Karnataka

395 KW
Solar power panels in
Chhattisgarh

180 KW
Solar plant at Donimalai

Safety and Environmental Control Systems

NMDC prioritises safety and environmental control in its operations. Dust suppression systems control dust emissions during mining and processing activities, ensuring a safer and healthier environment. Emission control equipment are installed to minimise air pollution from operations. Tailings storage facilities are managed to safely store waste materials generated from ore processing, preventing environmental contamination. Comprehensive safety monitoring and emergency response systems are in place to protect the workforce and respond effectively to incidents.


Total Numbers:

4
Dust Suppression Systems

2.06 Lakh
Cubic Meters Tailing Storage
Facilities at Panna

Natural Capital

NMDC is unwavering in its dedication to sustainable and environmentally responsible operations. Recognising our activities' significant impact on the environment and the communities we serve, we have implemented a robust framework to guide our efforts in managing natural resources effectively. Our multifaceted approach encompasses renewable energy, water conservation, air quality control, waste management, and biodiversity protection. By integrating cutting-edge technologies, innovative practices, and community engagement, we aim to minimise our environmental footprint while supporting the socio-economic development of the regions in which we operate. Our commitment extends beyond compliance with regulatory requirements; it involves a proactive stance on environmental stewardship, ensuring that our growth is harmonious with sustainability principles. Here is a detailed overview of our initiatives and achievements in various aspects of natural capital management.



Corporate Overview

Statutory Reports


Financial Statements

Renewable Energy

Efficient energy use is a cornerstone of NMDC's operations. We focus on harnessing renewable energy sources to meet our needs while minimising our environmental footprint. As part of our thrust to tap renewable energy sources, NMDC has installed wind energy capacities and rooftop solar power plants across various production units. We conduct pre-feasibility studies to further our renewable energy initiatives for installing solar power projects on vacant land at SIU, Paloncha, and DBM, Panthal. Based on the pre-feasibility study reports, NMDC will take appropriate action to install suitable capacity solar power plants.


10.5 WM

Wind Energy capacity at Chitradurga Karnataka



1.5 WM

Rooftop Solar Installations



Waste Management

Our waste management strategy is centred on reducing, reusing, and recycling waste generated during our operations. Over the past year, we have made significant strides in minimising various types of waste, including plastic, e-waste, biomedical, and other hazardous and non-hazardous wastes. Key initiatives during the year include the installation of organic waste converters at our Kumaraswamy, Bachel, and Kirandul complexes, which facilitate the conversion of kitchen and domestic waste into organic manure. These efforts enhance our waste management processes and contribute to environmental sustainability by promoting resource efficiency and reducing our overall waste footprint.

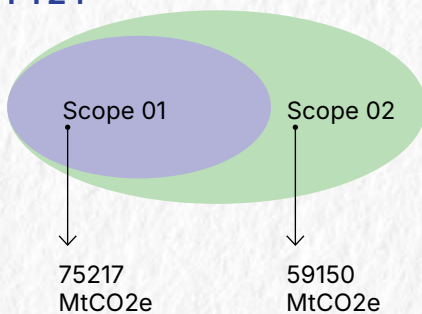
Effluent and Zero Liquid Discharge Management

NMDC has implemented a zero-liquid discharge mechanism across its project sites, ensuring that all effluents are treated and reused. This includes effluent treatment plants and sewerage treatment plants at all our complexes.

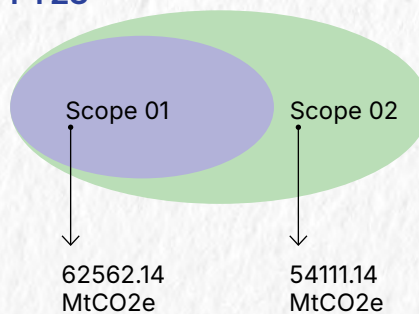
Emissions

NMDC is committed to reducing air pollution and greenhouse gas emissions through various initiatives.

FY24



FY23





Biodiversity Protection

NMDC's diamond mining project in Panna operates near the Panna Tiger Reserve. The company adheres to strict environmental monitoring and employs controlled blasting techniques to minimise impact. Regular consultations with the National Tiger Conservation Authority ensure compliance and protection of the local wildlife.

Key highlights of FY24

₹17.53 Crore

Contributed to the Karnataka Forest Department for de-silting local water bodies of the Donimalai Complex.

₹2.05 Crore

Contributed to the Chhattisgarh State Forest Department in constructing engineering structures for waste dump and surface water management in and around the Bachel Complex.

₹56.56 Lakh

Contributed to the Chhattisgarh State Forest Department for installing Krishna Kunjas at Geedam, Barsur, and Dantewada.

₹21.02 Lakh

Contributed to the Chhattisgarh State Forest Department by distributing 125,000 saplings of fruit-bearing species in villages in the Dantewada district.

₹18.90 Lakh

Contributed to the Chhattisgarh State Forest Department for forest fire protection.

For More Details on NMDC's Initiatives for Enhancing the Natural Capital refer Directors' Report Page.

Our Value Chain



01
EXPLORATION &
ESTIMATION

02
DEVELOPMENT &
EXCAVATION

03
PROCESSING &
BENEFICIATION

04
LOADING & DESPATCH

05
MARKETING & SALES

06
CONTRIBUTING TO SOCIETY

Intellectual Capabilities


IT & Digital initiatives at NMDC

ERP Implementation, Digitalization, and IT Infrastructure

In our continuous effort to improve digitalization and innovation, we have rolled out dashboards for various functionalities, including Material Modules, Quality Management, Human Resource Management, and Environment, Health, and Safety. Additionally, we have launched an Ex-employee Portal - Samman and a Vigilance Complaint Portal.

To enhance real-time data capture, we have integrated the belt scales and weighbridges of plants in Donimalai Mines, Kumaraswamy Mines, and Bachelu Mines with SAP. We are progressing towards integrating automated data capture for other mines as well. Furthermore, we have launched a facial biometric recognition system for attendance in Kirandul, Bachelu, and Donimalai and Head Office, also integrated with SAP.

We are revamping our IT infrastructure and providing seamless backup and support to ERP and other digital initiatives through a Memorandum of Understanding (MOU) with RailTel for implementing IT network infrastructure. We are also working on further automation for a digitalized environment, such as implementing a Vendor Invoice Management System, developing an E-Measurement Book, and integrating SAP with the Fleet Management System and Hospital Management System.



IT Capabilities

We have taken several initiatives to strengthen our IT capabilities:

- We created a structured digital database and implemented software to prohibit insider trading by M/s MSTC, providing necessary training to all employees virtually.
- Implemented the Hospital Management System (HMS) across all project hospitals.
- We have implemented FortiClient, FortiAuthenticator, and FortiSandbox to improve our security posture. Additionally, we have upgraded the Barracuda Email Security Gateway to a higher version.
- We have extended the Virtual Data Room hosted on the cloud by M/s DCirrus for another year. The SAP Data Centre migration from M/s CtrlS, Hyderabad, to M/s Webwerks was completed with minimal downtime.
- Network modifications were made at the Central Wing and R&D Centre at Patancheru. We also implemented a video conferencing setup at NMDC RO, New Delhi, and NMDC HO, including wireless ceiling mics, retractable monitors, video cameras, and large displays.

- Technical support and assistance are being extended to M/s RailTel to upgrade network infrastructure at all our units.
- We have established a Remote Sensing & GIS Laboratory for satellite-based geological mapping and mineral exploration.

Digital Capabilities

We have focused on digital transformation initiatives to enhance efficiency, productivity, and safety:

- As part of our digital transformation, we have enhanced our Fleet Management System (FMS) with Proximity Awareness, Fuel Management, and Tire Pressure and Temperature Monitoring modules.
- We have introduced Unmanned Aerial Systems (UAS) for Magnetic Surveys and Hyperspectral Remote Sensing in mineral exploration. This advanced technique helps estimate geological units and mineral compositions.



Intellectual Capabilities

Research & Development (R&D)



A strong Research and development wing plays a key role in an organization's sustainable growth. NMDC R&D Centre was established five decades ago in line with this direction. Located in Hyderabad, the centre has evolved into a robust, full-fledged R&D Centre, extending technology support to NMDC's in-house projects and other organisations in India and abroad.

NMDC, India's largest iron ore producer, has recently set up a new research and development (R&D) centre in Patancheru, on the outskirts of Hyderabad, to advance innovation in mineral processing and sustainable steel technology. This new facility inaugurated recently has advanced laboratories and state-of-the-art instruments, such as an automated mineral analyser and an automated fusion bead-based X-ray fluorescence (XRF) analyser.

This ensures the precise and efficient characterisation of various minerals.

The R&D Centre provides integrated solutions focusing on the life cycle of iron ore and other minerals under one roof. It has state-of-the-art testing facilities and a multi-disciplinary team comprising geologists, chemists, metallurgical, electrical, mechanical, and chemical engineers to address every challenge.

With a legacy of over five decades serving the mineral industries, NMDC R&D Centre has evolved to extend its expertise for domestic and overseas clients in areas such as mineralogical characterisation, elemental analysis, bulk materials handling and storage, mineral processing, agglomeration (pelletisation and sintering)

and pyrometallurgy, hydrometallurgical extraction and nanomaterials, and coal and coke characterisation.

The Centre collaborates with reputed educational and research institutes in India and abroad to bridge the knowledge gap in relevant fields. NMDC believes in knowledge sharing and skill development and encourages vocational training and apprenticeship for undergraduate and postgraduate students.



The R&D Centre is compliant with ISO 9001:2015 (Quality Management System), ISO 14001:2015 (Environment Management System), ISO 45001:2018 (Occupational Health and Safety Management System), SA 8000:2014 (Social Accountability), and NABL accreditation for Chemical Laboratory. It is also recognised by the Department of Scientific and Industrial Research (DSIR).

Technical Capabilities

The R&D Centre at NMDC specialises in several key areas:

Characterisation of Ores/Minerals:

Utilizing advanced technologies to analyse and understand the composition and properties of various ores and minerals.

Beneficiation of Minerals & Ores:

Developing processes to enhance the quality and value of extracted minerals and ores.

Characterisation of Iron Making Raw Materials & Extractive Metallurgy:

Focusing on the properties of raw materials used in iron making and the processes involved in extractive metallurgy.

Bulk Materials Storage & Handling:

Improving methods for the efficient storage and handling of bulk materials.

Board of Directors



Shri Amitava Mukherjee
Chairman and Managing Director (Addl Charge)

Functional Directors



Shri Amitava Mukherjee
Director (Finance)



Shri Vishwanath Suresh
Director (Commercial)



Shri Vinay Kumar
Director (Technical), Director
(Personnel) – Addl Charge
and Director (Production) -
Addl Charge

Government Nominee Directors



Smt. Sukriti Likhi, IAS
Director, NMDC Ltd.,
& Additional Secretary and
Financial Advisor, Ministry of Steel,
Government of India



Shri Abhijit Narendra
Director, NMDC Ltd
Joint Secretary, Ministry of Steel,
Government of India

Independent Directors



Dr. Anil Sadashivrao Kamble
Director



Shri Vishal Babber
Director



Shri Sanjay Singh
Director

Chief Vigilance Officer



Shri B. Vishwanath, IRSS
Chief Vigilance Officer

Company Secretary



Shri A.S. Pardha Saradhi
Executive Director & Company
Secretary

Senior Management



Shri K. Praveen Kumar
Executive Director
NSL, Nagarnar



Shri M. Jayapal Reddy
Executive Director
(RP & Environment)
Head Office, Hyderabad



Shri B Mohan Kumar
Executive Director
Head Office, Hyderabad



Shri Satyender Rai
Executive Director (DT)
Head Office, Hyderabad




Shri B Venkateswarlu
Executive Director
BIOM, Bachel Complex



Shri Sanjeev Sahi
Chief General Manager
Kirandul Complex



Shri Suresh Kumar Jain
Chief General Manager (R.E.D)
Head Office, Hyderabad



Shri N Ramakrishna Prasad
Chief General Manager (IE&MS)
Head Office, Hyderabad



Shri Rabindra Narayan
Chief General Manager (Works)
BIOM, Bachel Complex



Shri Kishan Ahuja
Chief General Manager (Works)
BIOM, Kirandul Complex



Smt. G Priyadarshini
Chief General Manager (P&A)
Head Office, Hyderabad



Shri Padmanabha Naik
Chief General Manager
NCL, Raipur



Shri A. Bandopadhyay
Chief General Manager (Electrical)
Head Office, Hyderabad



Shri G S S V Suresh
Chief General Manager (Mech)
Head Office, Hyderabad



Shri P. Ramaiyan
Chief General Manager (Mech)
BIOM, Bacheli Complex



Shri Shivendra Bahadur Singh
Chief General Manager (Prod.)
DIOM, Donimalai Complex



Shri Pradeep Saxena
Chief General Manager (Personnel)
Head Office, Hyderabad



Shri M. Rajagopal
Chief General Manager
Slurry Pipeline

Board's Report for the FY 2023-24

Dear Members,

Your Directors are pleased to present the 66th Annual Report on the performance of your Company, together with the Audit Report and Financial Statements for the year ended 31st March 2024 and the Report thereon by the Comptroller and Auditor General of India.



1.0 STATE OF COMPANY AFFAIRS & PERFORMANCE HIGHLIGHTS

During the year under review, the Company has recorded turnover of ₹ 21,294 crores, achieved Profit Before Tax (PBT) of ₹ 8,012 crores and achieved Profit After Tax (PAT) of ₹ 5,632 crores.

The major performance highlights are summarized as under:-

- The company achieved production of 45.02 MT as compared to 40.82 MT during the previous year thereby recording an increase of 10.29%. Further, the company recorded sales of 44.48 MT as compared to 38.22 MT during the previous year.

- Turnover for the year under review was ₹ 21,294 crores as against ₹ 17,667 crores in the previous financial year 2022-23.
- Profit Before Tax (PBT) from continuing operations (before exceptional item) was ₹ 8,295 crores compared to ₹ 6,400 crores in the previous financial year 2022-23.
- Profit Before Tax (PBT) from after exceptional item was ₹ 8,012 crores compared to ₹ 7,637 crores in the previous financial year 2022-23.
- Profit After Tax (PAT) was ₹ 5,632 crores compared to ₹ 5,529 crores in the previous financial year 2022-23.
- Net worth of the Company stood at ₹ 25,406 crores as on 31.03.2024 i.e. an increase of 13.77 % as compared to for the previous financial year 2022-23.
- The Company declared an Interim Dividend of ₹ 5.75 per share in February 2024 and the same was paid to the shareholders within the prescribed timelines. Further, the company has also recommended Final Dividend of ₹ 1.50 per share for financial year 2023-24 subject to approval of the shareholders in the Annual General Meeting.
- Capital expenditure of ₹ 2,066 crore (including ₹ 187 crore incurred towards doubling of KK Line from Kirandul to Jagdalpur) was incurred during the year under review.

2.0 PHYSICAL PERFORMANCE

2.1 Production

Product	Achievement		Percentage of change
	2022-2023	2023-2024	
Iron Ore (Million tonnes)	40.82	45.02	(+) 10 %

3.0 SALES OF IRON ORE

Particulars	Physical (in Million Tones)			Value (₹ in crore)		
	Achievement		% of change	Achievement		% of change
	2022-2023	2023-2024		2022-2023	2023-2024	
Domestic Sales	38.22	44.48	(+) 16.38 %	17,447.39	21,049.47	(+) 20.65%

3.1 Other Sales

Products	Achievement	
	2022-23	2023-24
a) Diamond		
Sales (carats)	-	-
Value (₹ in crore)	-	-
b) Sponge Iron		
Sales (tonnes)	-	-
Value (₹ in crore)	-	-
c) Wind Power		
Sales (lakh units)	178.38	178.42
Value (₹ in crore)	6.08	6.25
d) Pellet (In WMT)		
Sales (In WMT)	1,88,988	2,40,125
Value (₹ in crore)	165.50	232.40

4.0 FINANCIAL PERFORMANCE

4.1 Operating Results

Parameter	Achievement		Percentage of change
	2022-23	2023-24	
Profit Before Tax (PBT) (₹ in crore)	7,637	8,012	4.91%
Profit After Tax (PAT) (₹ in crore)	5,529	5,632	1.86%
Net Worth (₹ in crore)	22,332	25,406	13.77%
Book value per share (₹)	76.20	86.69	13.77%
Earnings per Share (₹)	18.86	19.22	1.91%

There has been no change in the nature of business for the year under review.

4.2 Profit & Dividend

During the year under review, your Company has earned profit before tax of ₹ 8,012 crores on a turnover of ₹ 21,294 crores in comparison with previous year's achievement of ₹ 7,637 crores and ₹ 17,667 crores respectively.

The Company has declared 1st Interim Dividend for FY 2023-24 @ ₹ 5.75 per share in the month of February 2024 and the same was paid to the shareholders within the prescribed timelines. The total amount of payment towards 1st Interim

Dividend was ₹ 1685.10 crores out of which ₹ 1024.44 crores was paid to the Government of India in respect of its shareholding of 60.79% in the company.

Further, the Board of Directors has recommended Final Dividend for FY 2023-24 @ ₹ 1.50 per share in the month of May 2024, subject to the approval of shareholders in the ensuing AGM.

4.3 TRANSFER TO RESERVES

The company proposed to transfer ₹ 3,000 crore from net profit to General Reserve.



4.4 MATERIAL CHANGES AND COMMITMENTS, IF ANY, AFFECTING THE FINANCIAL POSITION OF THE COMPANY WHICH HAVE OCCURRED BETWEEN THE END OF FINANCIAL YEAR OF THE COMPANY TO WHICH THE FINANCIAL STATEMENTS RELATE AND THE DATE OF THE REPORT: NIL

4.5 DEPOSITS

The company has not accepted any deposits covered under Chapter-V of the Companies Act, 2013 during the year under review.

4.6 OTHER DISCLOSURES

During the year, no application was made and no proceeding is pending under the Insolvency and Bankruptcy Code, 2016. Further, there was no requirement for getting valuation done and therefore, reporting for the same is not applicable.

5.0 INTERNAL CONTROL SYSTEMS W.R.T. FINANCIAL STATEMENTS

Necessary disclosure in respect of Internal Control Systems and their adequacy has been made in Annexure-C to the Independent Auditors' Report dated 27.05.2024 which forms part of the Annual Report.

6.0 (a) PARTICULARS OF LOANS, GUARANTEES AND INVESTMENTS UNDER SECTION 186 OF THE COMPANIES ACT, 2013

Necessary details in this regard have been disclosed in the financial statements.

(b) PARTICULARS OF CONTRACTS OR ARRANGEMENTS WITH RELATED PARTIES DISCLOSURES

Disclosure on related party transactions forms part of the Notes to the Financial Statement (Standalone and Consolidated) of the company for the financial year 2023-24. Further, the requisite disclosure in Form AoC-2 is also annexed herewith.

(c) MAINTENANCE OF COST RECORDS

Section 148(1) of the Companies Act, 2013 specifies the provisions of maintenance of Cost Records of the company. The company is maintaining such records as per Rule 4(2) of the Companies (Cost Records and Audit) Rules 2014 under both regulatory and non-regulatory services.

7.0 (a) STATUTORY AUDITOR'S REPORT

The Audit Report for both Standalone and Consolidated Financial Statements for the year 2023-24 is unmodified and does not contain any qualification, reservation or adverse remark.

(b) Comments of C&AG on financial statements

Comptroller & Auditor General of India (C&AG) vide

letter dated 14.08.2024 have given their comments on the standalone and consolidated financial statements of the Company for the financial year ended 31.03.2024 under Section 143(6)(b) of the Companies Act, 2013 and the Management's replies thereon, are respectively at **Annexure-IX(a) and IX(b)** to this Report.

(c) SECRETARIAL AUDIT REPORT

The Secretarial Audit Report for the FY 2023-24 as done by M/s B.R. Agrawal & Associates, Practising Company Secretaries. The Secretarial Audit Report is enclosed to this report and it does not contain any qualification, reservation or adverse remark.

8.0 NEW PROJECTS & BUSINESS DIVERSIFICATIONS:

In line with the Vision plan of augmenting its Production & Evacuation capacity, technology upgradation, diversification & value-added products, NMDC has taken up many ambitious projects. Action for new projects have been initiated. During the financial year 2023-24, the details of Projects undertaken by NMDC are summarized as under:

A. Ongoing Projects:

1. Screening Plant III – Kirandul Complex
2. Slurry Pipeline Project which includes facilities like 15 MTPA Slurry Pipeline from Bacheli to Nagarnar along with 2.0 MTPA Ore Processing Plant at Bacheli and 2.0 MTPA Pellet Plant at Nagarnar
3. Doubling of KK line between Kirandul & Jagdalpur
4. Additional Screening Line & up gradation of existing downhill conveyor at Dep-5, Bacheli.
5. Township Project at Kirandul

B. Projects in pipeline:

1. Screening Plant II- Donimalai Complex
2. New crushing Plant and Downhill Conveyor system at Dep-14 & 11C
3. Township project at Donimalai

Projects / Schemes for capacity expansion

To augment the production and to improve the quality of product mix from Bailadila Sector, the schemes like SP-III Kirandul, New Crushing Plant of Dep.14 & 11/C and Downhill conveyor, additional screening lines in Bacheli, Rapid Wagon Loading System (RWLS) at Kirandul etc. are envisaged. Increasing the evacuation capacity being a major area of focus for enhancing the life of mines, the schemes like beneficiation plant at Bacheli & Kirandul and Slurry pipeline from Bacheli to Nagarnar has been taken up.

In Screening Plant-III project at Kirandul the site work in packages like MRSS package, Dry Circuit (*major technological package*), Wet Circuit and Rapid Wagon



Loading System (RWLS) and Miscellaneous Building packages are in progress. The overall progress of the project is 55% as on 31.03.2024.

The upcoming scheme in Donimalai Complex includes a Second Screening Plant of 7.0 MTPA capacity for handling the ROM from both Donimalai & Kumaraswamy mines in addition to the existing Screening Plant. NMDC has obtained all the necessary statutory clearances like Environment Clearance (EC), Forest Clearance (FC), Consent to Establish etc. for the project. Tender for the Main Technological Package is under finalization for award of work.

The upcoming scheme in Kirandul is the Construction of New Crushing Plant & Downhill Conveyor System for Dep-14 & 11C, Kirandul- Environment Clearance is in progress. Tender for the project has been floated and is in evaluation stage.

Projects / Schemes to enhance evacuation capacity

To augment the evacuation capacity from Bailadila sector, many projects & schemes are taken up like doubling of KK line.

Doubling of KK line between Kirandul & Jagdalpur (150.462 km) is being executed by Railways as a Deposit work and overall progress for this work is 86.20%. Doubling of 106 km rail line is already completed and is in operation. Works are in progress in other reaches

and are expected to be completed progressively by FY 2024-2025. The completion of this project will augment the evacuation capacity of Bailadila sector through railway line from 28 to 60 MTPA.

NMDC has taken up an ambitious project of laying Slurry pipeline from Bailadila to Nagarnar and further up to Visakhapatnam. The capacity of the line is 15 MTPA and this will be associated with facilities like beneficiation plants at Kirandul & Bachel, pellet plant at Nagarnar. Laying of slurry pipeline between Bachel and Nagarnar, 2.0 MTPA Ore Processing plant at Bachel and 2.0 MTPA Pellet Plant at Nagarnar is taken up in Phase-1 for implementation.

Site development works of Ore Processing Plant (OPP) at Bachel and Pellet Plant at Nagarnar are completed along with soil investigation studies. Work Orders are already been issued for all packages like Slurry Pipeline Laying, Slurry Pumping System, Technological Package of Pellet Plant at Nagarnar and for Ore Processing Plant at Bachel, Main Receiving Substation and Enabling works of Ore Processing Plant & Pellet Plant. Construction activities are in progress at site. Around 58 km of pipeline line laying is completed. The overall progress of the project is 57% as on 31.03.2024.

Township Facilities

In order to provide better facilities to the employees, NMDC is in the process of constructing a residential



township of 365 units at Kirandul, Chhattisgarh. The construction work is in progress. The overall progress of the project is 20% as on 31.03.2024.

NMDC is also constructing a residential township of 677 units at Donimalai, Karnataka. Approval from Vijayanagar Area Development Authority (VADA) awaited for awarding the package.

Solar Power Projects

NMDC has concrete plans of production of 100 MTPA Iron Ore by the year 2030 as a part of the National Steel Policy.

As a part of the thrust to tap renewable energy sources, NMDC installed wind energy of about 10.5 MW at Chitradurga, Karnataka State and a 1.5 MW rooftop solar power plants in various production units.

Further as a step forward, Pre-Feasibility Studies are being taken up for installation of the solar power projects on vacant land available at SIU, Paloncha and at DBM, Panthal. Based on the Pre-Feasibility Study Reports, NMDC will take appropriate action to install Suitable capacity Solar Power Plants.

Initiatives for Technological upgradation

1. Fleet Management System for BIOM Bachel & Kirandul Complex

As part of digital transformation to set the legacy in mining sector and increase efficiency, productivity and safety, State of the Art

Technology driven Fleet Management System (FMS) is being implemented at BIOM Bachel Complex and BIOM Kirandul Complex.

Fleet Management System includes complete software and hardware structure which is designed for online live monitoring and control of tracking devices, installed on the vehicle being used for carrying out production activity in the mine. The effective outputs from the system are available to the user(s) online live for quick monitoring and decision making. Long-Term statistical reports can also be extracted for long-term management, planning and integration with ERP (SAP).

The different modules of FMS are as follows:

- 1) High & Low Precision FMS Guidance System
- 2) Proximity Awareness System
- 3) Fuel Management System
- 4) Tyre Pressure & Temperature Monitoring System
- 5) Fatigue Monitoring System
- 6) Crusher Utility Management
- 7) Health Monitoring System

NMDC had issued Letter of Intent (LoI) to M/s. Amnex Infotechnologies Private Limited Ahmedabad for the work of "Implementation of Fleet Management System at BIOM-Bachel Complex and BIOM-Kirandul Complex of NMDC Limited" at a total contract price of ₹ 47.08 Cr, on 27.09.2021.

Letter of award of Contract has been issued on 04.10.2021. The time line for completion of all modules of FMS including Health Monitoring System has been extended (4th Time Interim Extension) up to 03.05.2024.

Physical Progress of work at BIOM Kirandul Complex:
Overall physical Progress of work at Kirandul Complex is 97.10%. With the temporary Wi-Fi provided at Dep-11B Service Centre area, Dumper Platform area, equipment live data is fetching in to FMS servers and module wise reports are updating automatically without any manual intervention.

Physical Progress of work at BIOM Bachel Complex:
Overall physical Progress of work at Bachel Complex is 94.30%. With the temporary Wi-Fi provided at Dep-5 and Dep.10&11A Service Centre area, Dumper Platform area and Dep.5 Mines (limited area), equipment live data is fetching in to FMS servers and module wise reports are updating automatically without any manual intervention.

The Subject Work requires permanent Wi-Fi mesh network in the proposed area of Implementation, for which ERP Department of NMDC is taking necessary action.

2. Automated Capturing of Production & Dispatch data on real time basis from OCSI Plant Belt Scales of Kirandul, Bachel & Donimalai Complex

In order to reduce human interference, increase productivity, utilize manpower efficiently, storage of historic data in easily retrievable format, improve reliability of operation, having diagnostics, centralized control and integration with ERP (SAP HANA) the proposal was taken up as part of first phase of digital ERP initiative in each OCSL Plant of Kirandul, Bachel & Donimalai Complex. Integration of all the real time relevant belt scales Production data with a centralized web based SCADA server on real time basis has been completed on 23rd Oct'23 in all control rooms of OCSL plants and integration with ERP dashboard done at Donimalai, Bachel and Kirandul complexes.



The work for integration of all the real time relevant belt scales Dispatch data with on real time basis has been is under testing at Bachel and Kirandul Complex and likely to be completed by July'24.

3. Replacement of existing Relay Logic Circuit (RLC) with Automation System (DCS) in Crushing Plant & Downhill D-14 of BIOM Kirandul Complex

Crushing Plant & DH-14 of Kirandul Complex was commissioned in the year 1966 and the existing electrical control system for process is based on Relay Logic Circuit (RLC). The system was initially supplied by M/s YASKAWA, Japan and is in operation till date and has become obsolete.

In view of the digital transformation drive, in mining sector and to increase the efficiency, productivity, storage of historic data in easily retrievable format, improve reliability of operation, having diagnostics, centralized control and integration with other plants & ERP (SAP HANA) work has been taken up to upgrade the system from RLC to latest DCS automation system.

LAC No. HO (Contracts)/ DSICT/PLC/CP14 & DH14/ KDL/ 2022/ 895/252 dated 20.09.2023 on M/s Ardee Engg Pvt Ltd, Hyderabad. The shutdown related work will be taken up in lean period during monsoon. The work will be completed by September 2024.

4. Replacement of existing Relay Logic Circuit (RLC) with Automation Distributed Control System (DCS) and upgradation of LTMCC to IMCC of SP-1 of BIOM, Kirandul Complex.

The existing electrical control system for process in Screening Plant-1 of Kirandul Complex is based on Relay Logic Circuit (RLC). The system was commissioned in the year 1966 and which is vital part of process plant to supply processed and sized Iron ore to final dispatch yard of Loading Plant.

Complete refurbishment of all Switchgears, different types of cables, LTMCC, up gradation of RLC with latest automation has been taken up in two phases.

- (a) Regarding replacement of LTMCC to IMCC panels, A/T No. HQMM/1018-21/1100000342/ 1582 dtd 25.01.2023 issued to M/s Noce Systems, Panels have reached and installed. SCADA installation and IMCC panels items testing & commissioning are under progress. The shutdown related work will be taken up in lean period during monsoon. The work will be completed by August 2024.
- (b) The second phase of work is regarding DCS (Distributed Control System) PLC automation in place of existing RLC (Relay Logic Control) system at SP-1. For DCS automation of SP-1.

LAC No. HO (Contracts)/Automation/ SP-I/ KDL/RT/2022/883/243 dated 29.05.2023 on M/s Adarsha Control & Automation, Bangalore. All items of DCS & Drive Panels installation has been completed. Connection and testing under progress. The shutdown related work will be taken up in lean period during monsoon. The work will also be completed by August 2024.

9.0 OVERSEAS PROJECTS / NMDC GLOBAL

Australia

Legacy Iron Ore, Perth, Australia

Legacy Iron Ore Ltd (Legacy) is an ASX-listed mineral resources company based in Perth, Western Australia, focusing on gold, iron ore and base metals. NMDC has 91.38% equity in the company. Legacy holds 24 prospective tenements across its Mount Bevan, South Laverton, and East Kimberley project areas in Western Australia. The tenements are in various stages of exploration for a host of commodities, including iron (1), gold (20), base metals and tungsten (3).

The Mount Bevan Project in Western Australia is of strategic importance to Legacy. It endows a significant magnetite Mineral Resource of 1.17 billion tonnes at 34.9% Fe (JORC Inferred & Indicated). The project has been the focus of considerable investment, with approximately 21,000 meters of reverse circulation (RC) and 3,000 meters of core drilling for iron ore (haematite and magnetite) and nickel exploration.

Legacy signed a Joint Venture (JV) Magnetite Agreement with Hancock Magnetite Prospecting Ltd (Hancock) to complete a pre-feasibility study (PFS). Under this arrangement, Hancock will invest and undertake the developmental works in Mount Bevan Project. Currently, Legacy has a 42% interest in the asset. After completing the pre-feasibility studies, Legacy will retain a 29.4% interest in Mount Bevan JV.

Additionally, to further underpin the future potential and strategic importance of the Mount Bevan tenement, Legacy signed a joint venture agreement for lithium and other minerals with Hancock in June 2023. Currently, Legacy has a 55.5% interest in the asset. The Agreement formalizes terms for Hancock to earn-in to all non-iron minerals, focusing on the exploration and development of lithium and other critical minerals.

The South Laverton Project includes Mount Celia, Yilgangi, Yerilla and Patricia North gold assets. Mining Lease for Mount Celia Gold Project has been granted by the Western Australian Department of Mining Industry Regulation and Safety (DMIRS) in the first half of 2023. Mount Celia has a declared JORC-compliant Mineral



Resource of 312,600 ounces at 1.39g/t Au supported by 30,173 meters of RC drilling and 1,150 meters of core drilling.

Legacy has commenced Gold mining operations in Mt. Celia Gold Project on 5th November, 2023 and first sale of ore has been done in March 2024. Legacy has entered into an Ore Purchase Agreement (OPA) with Paddington Gold Pty Ltd. The ore is being hauled to the Paddington processing, with payment initiated on the first delivery of each ore parcel. The average grade and recovery is being determined from Grade Determination Activities (GDA) undertaken by independent drilling contractors and analytical laboratories. The life of a mine for the first phase of mining is approximately 14 months. Resource definition drilling is planned to increase confidence in the Inferred mineral resource and extend the life of the Mt. Celia Gold Operation mine.

The Yilgangi and Patricia North tenements are in the early to mid-stage of exploration maturity. Yilgangi has a Mineral Resource of 10,000 ounces but can potentially develop as a satellite gold deposit for Mount Celia's operation.

The East Kimberley Project is 350 kms south of Kununurra, Western Australia. It includes Koongie Park, Sophie Downs, Ruby Plains and Taylor Lookout tenements, known to host prospective geology for base metals, gold, rare earth elements (REE) and tungsten mineralisation. The East Kimberley tenements are in the early stages of exploration, with first- pass drilling for base metal exploration completed.

International Coal Ventures Pvt. Ltd. (ICVL)

ICVL, a joint venture company of SAIL, RINL & NMDC, acquired a coking/thermal coal mine in Mozambique in 2014 and operation of the same was taken over by ICVL. NMDC holds 26% stake in ICVL. Benga mine, one of the operational asset of ICVL, has produced about 1.24 Million tons in FY'24 (Both low ash & high ash) and exported 1.31 Million Tons.

10.0 LEASES FOR MINERALS

10.1 Iron Ore

Iron Ore Mining Leases:

Your Company is having Five Iron Ore Leases in Chhattisgarh and two Iron Ore Leases in Karnataka. The present status is as under :-

In Chhattisgarh

Sl. No.	Name of Mining Lease	Area in Ha	ML Validity
1	Bailadila Deposit-11 (A,B & C)	874.924	10/09/2037
2	Bailadila Deposit-14	322.368	11/09/2035
3	Bailadila Deposit-14NMZ	506.742	06/12/2035
4	Bailadila Deposit-5	540.05	10/09/2035
5	Bailadila Deposit-10	309.34	10/09/2035

In Karnataka

Sl. No.	Name of Mining Lease	Area in Ha	ML Validity
1	Donimalai Iron Ore Mines	597.54	03/11/2038
2	Kumaraswamy Iron Ore Mines	639.80	17/10/2042

10.2 Diamond Mining Leases:

Your Company is having Two Leases at Panna Diamond Mining Project Madhya Pradesh. The details of leases are as follows:

Sl. No.	Name of Mining Lease	Area in Ha	ML Validity
1	MML (Main Mining Lease)	113.332	14.07.2025
2	SML (Supplementary Mining Lease)	162.631	30.06.2040

Your Company has recommenced mining operations from 11.03.2024 after obtaining favorable judgement from Hon'ble Supreme Court of India and Environmental Clearance from MoEFCC.

10.3 Coal Mines

The status of coal mines allotted to NMDC Ltd. is as under:

a) Tokisud North Coal mine (non-coking coal mine):

The coal mine was allotted on 17.08.2020, with project area of 585Ha. NMDC has obtained transfer of Environment Clearance (EC), Stage

II Forest Clearance (FC), permission for Railway siding, & obtained NoC for ground water abstraction and has appointed Mine Developer and Operator (MDO) to undertake mining operation.

NMDC has made payment to the State Government for transfer of Govt. land from previous allottee (~48Ha) & out of the Ministry of Coal vested freehold land in 102 deeds due to procedural issues on purchase of land by previous allottee under Chota Nagpur Tenancy Act, 1908, 95 deeds has been cancelled. Hence, NMDC initiated land acquisition under Coal Bearing Area (Acquisition & Development) Act, 1957 & Notification under Section 4 has been issued on 21.02.2024. NMDC plans to start mining operations by the last quarter of FY 2025-26.

b) Rohne coal mine (Coking coal mine):

The coal mine was allotted on 18.06.2021. The mine comprises of 1,245 Ha area, out of which



825 Ha has been explored & 420 Ha is yet to be explored.

In the area to be explored (420 Ha), NMDC has issued Lol to MECL for exploration, obtained transfer of Stage I FC, compliance to Stage I FC submitted & paid NPV charges. Exploration activity would start after issuance of Stage II FC, which has been delayed due to linking of the FC Stage I compliance to mining area condition and recently MOEF&CC has delinked Stage I FC conditions.

In the explored area, NMDC has obtained transfer of EC, Stage I FC. Out of ~97 Ha of land vested by Ministry of Coal, the State Tribunal has restored most part of the land & the same has been challenged in Hon'ble High Court of Ranchi. For acquisition of entire land (including restored land), NMDC has initiated land acquisition under Coal Bearing Area (Acquisition & Development) Act, 1957 & Notification under Section 4 has been issued on 12.12.2023. On Stage II FC in Mining area, compliance of Stage I FC has been submitted and NPV charges of 95.6 crore has been paid & compliance of additional query is in progress. The request for modification of Compensatory Afforestation land related condition in Stage I FC to special provisos of PSU has been rejected by MoEF&CC. NMDC has applied for Govt. land for Compensatory Afforestation land & the same is in progress and NMDC plans to start operation by first quarter of FY 2026-27.

10.4 Your Company has applied for various minerals in different State for Prospecting and Mining Operations, which are as follows:

1. Odisha

Malangtoli Iron Ore Deposit

Your Company has carried out detailed exploration of Malangtoli Iron ore deposit, Odisha during 1972-

77 and established mineable reserve of 340 Million tonnes.

Your Company is putting efforts and pursuing the matter with Ministry of Mines, Govt of India through MoS, Gol for reservation of Malangtoli Iron Ore Block in favour of NMDC where detailed exploration was carried out by NMDC. Due to continuous persuasion by your Company, Ministry of Mines, Govt of India sent a letter to Govt of Odisha on 04-01-2022 regarding their comments on the instant proposal and observation made by IBM, Nagpur.

Director (Mines), Govt. of Odisha vide letter dated 6.10.2022 requested NMDC to provide the information for reservation of Malangtoli Iron Ore block (B, F & G Blocks) over an area of 39.03 sq. kms under section 17 A (1A) for grant of Mining Lease. Against the above communication of DMG, Odisha, NMDC vide letter dated 25.10.2022 has submitted the information as sought and requested DMG, Odisha and Ministry of Mines to reserve the said Malangtoli Iron Ore block under Section 17A (1A) of MMDR Act, 1957 for grant of mining lease as the applied area was already explored by NMDC.

NMDC vide letter dated 12/12/2023, requested Chief Secretary Govt. of Odisha (with a copy to MoM & MoS, Gol) to send a positive response to Ministry of Mines, Gol letter dated 04/01/2022, so that prior approval to Malangtoli Iron Ore Block can be provided by MoM, Gol.

A meeting was held on 02/02/2024 at MoM, Gol, under the Chairmanship of Hon'ble Secretary, MoM, Gol related to the reservation blocks under Section 17A of MMDR Act, 1957. Hon'ble Secretary, MoM, Gol gave his consent to discuss the matter with GoO regarding reservation of Malangtoli Iron Ore Block in favour of NMDC Limited.



CMD, NMDC vide letter dated 27/02/2024 requested MoM, Gol (with a copy to MoS, Gol) to take up the matter with GoO for reservation of Malangtoli Block.

As discussed in the meeting held on 02/02/2024 regarding Section 17A, MoM, Gol sent 4th reminder letter to GoO on 27/02/2024 for requisite information/comments from GoO.

Rakma Iron Ore Deposit

Your company has applied for Rakma Iron Ore deposit vide letter dated 14/11/2023 to MoS, Gol has submitted the Rakma Iron Ore Composite Licence Blocks Reservation Proposal located in Keonjhar and Sundergarh District, Odisha applied under Section 17A of MM(D&R) Act, 1957.

On 14.03.2024, MoS, Gol asked NMDC to submit reply on various queries related to the NMDC applied Rakma Iron Ore Block. NMDC submitted the reply to MoS, Gol on 16.03.2024.

Your Company is putting efforts and pursuing the matter with MoS, Gol for reservation of Rakma Iron Ore Block in favour of NMDC. Matter is under consideration with MoS, Gol.

2. Maharashtra

Karampalli Iron Ore and Damkodi-Metta Iron Ore Blocks

Your company vide letter dated 30/09/2023 has applied two Iron Ore Blocks Karampalli (21.81) Sq.Km and Damkodi-Metta (24.68) Sq.Km. in Gadchiroli District, Maharashtra to MoS, Gol for reservation under Section 17A of MMDR Act, 1957.

MoS, Gol vide Office Memorandum dated 20/11/2023 sent the NMDC reservation proposal to Ministry of Mines, Govt of India.

Your Company is putting efforts and pursuing the matter with Ministry of Mines, Govt of India through MoS, Gol for reservation of above two Iron Ore Blocks. A meeting was held on 02/02/2024 at MoM, Gol, under the Chairmanship of Hon'ble Secretary, MoM, Gol related to the reservation blocks under Section 17A of MMDR Act, 1957. Secretary, MoM, Gol remarked in the meeting to examine the proposals of Damkodi_Metta Iron Ore Block & Karampalli Iron Ore Block in light of the legal provisions.

Based upon the queries raised by MoM, Gol, NMDC submitted the reply to MoS, Gol on 28/02/2024 for onward submission to MoM, Gol.

MoS, Gol forwarded the reply of NMDC to MoM, Gol on dated 18/03/2024. Matter is under consideration with MoM, Gol.

3. Chhattisgarh

Iron Ore Mining Lease Area Enhancement

Your Company vide letter dated 13/12/2023 requested the Secretary, MRD, Govt. of Chhattisgarh to take up the matter with Ministry of Mines, Govt. of India regarding enhancement of the maximum area limit for Iron Ore Mining Lease from 50 Km² to 100 Km² in the State of Chhattisgarh under first proviso of section 6 (1) (b) of MMDR Act, 1957.

On 18/01/2024 MRD, Govt. of Chhattisgarh forwarded the proposal to DMG, GoCG.

Jheriya Diamond Block

Your Company submitted a proposal to NMET on 06/07/2022 for G4 level Diamond Exploration at Jheriya Block, Janjgir-Champa Districts, Chhattisgarh.

NMET, MoM, Govt. of India vide letter dated 20.09.2022 sent the final allocation order of Jheriya Block for carrying out regional diamond exploration with a time line of 18 months at an estimated cost of ₹ 2.46 Crores.

In the 23rd SGPB meeting dated 22/09/2023 at Raipur, the work progress details related to Jheriya block was also discussed.

EPMA study of 22 samples completed and Discriminant plot for various minerals are generated which show negative results. Geological report prepared and submitted for external peer review as suggested by NMET, MoM, Gol. Work progress of the Jheriya block was reviewed in the 63rd TCC meeting of NMET on 22/03/2024. As asked, NMDC vide letter dated 28/03/2024 submitted the utilization certificate of Jheriya Block to NMET.

4. Karnataka

Ramandurg Iron ore Block

During the SGPB meeting of Karnataka held on 04/10/2023, discussed regarding reservation of Ramandurg Iron Ore Block under Section 17A of MMDR Act, 1957. Further, on 5th October, 2023 NMDC Officials met Director (Department of Mines and Geology) and discussed regarding the reservation of Ramandurg Iron Ore Block. Director, DMG assured to take decision in this regard.

Our company has submitted a proposal on 28.05.2024 to MoS, Gol, for reservation of Ramandurg Iron Ore Block under section 17A of MMDR Act, 1957 for an area of 4.79 sq.kms for grant of mining lease in favour of NMDC Ltd for non-captive purpose. Queries of MoS in this regard were clarified by NMDC. MoS, GOI forwarded the proposal to MoM, GOI on 18.06.2024.

Lithium

Your company has submitted a proposal to the Director, DMG, Govt of Karnataka to reserve 24.95

Sq.km area for Lithium and other associated elements in Raichur District, Karnataka under Section 17 (A) of MM (D&R) Act, 1957 for grant of prospecting and mining operation. Director, DMG, GoK vide letter dated 22/07/2022 favourably recommended to the Secretary, Government (MSME & Mines), Commerce & Industries Dept., GoK for consideration and obtaining prior approval of Govt. of India to reserve in favour of NMDC for grant of prospecting & Mining operation.

Director, DMG, GoK has conducted a meeting with AMD, GSI & NMDC on 28/08/2023 to discuss on exploration of Lithium bearing pegmatites in Raichur District, accordingly GoK reserved this area in favour of GSI by notifying in the State Gazette as per Rule 67(1) of Minerals (other than Atomic and Hydro Carbons Energy Minerals) Concession Rules, 2016. Once the exploration is completed, the State Govt will further proceed for allotment of block for Mining Lease.

5. Andhra Pradesh

Gold and Associated Elements

Your Company has applied for Peravali – Betapalli in Kurnool & Ananthapur Districts: Rajagollapalli in Chittoor District and Konetirajupalem -Kundam block in Nellore District for Gold and associated elements. NMDC has requested State Govt. to reserve these blocks in favour of NMDC under 17A of MM (D&R) Act, 1957 for Prospecting & Mining. The matter is being pursued with Govt. of A.P.

Jerella Bauxite Block

Your Company has applied for Korukonda (Jerella) Bauxite block over an area of 9.90 Sq.km in Alluri Sitharama Raju district (Earstwhile Vishakhapatnam District) to Ministry of Steel, Govt. of India for reservation under Section 17 (A) of MM (D&R) Act, 1957 vide letter dated 27/10/2023. Vide letter dated 04/01/2024, MOM, Gol has enquired some information from MOS related to reservation of the applied block. On, 12/01/2024, NMDC Ltd. has submitted the information/relevant documents to MoS, Gol. On 16/01/2024, the same was forwarded by MoS, Gol to MoM, Gol for further course of action.

Chigargunta-Bisanatham gold block

Your Company had secured the Letter of Intent (LOI) on 07.10.2022 for Chigargunta-Bisanatham Gold block through the Mineral Auction of Andhra Pradesh held in July, 2018.

NMDC had progressed with the project after making the upfront payments as per the Auction Guidelines. On completion of Joint DGPS Survey of the Gold Block and the revised Pre-feasibility report with the actual land types, it was noted that there is major variation in the land types vis-a-vis

the auction tender Document.

Additionally, the project had several uncertainties impacting capex and thus making the gold Project marginal with significant downsides. The company decided to surrender the LOI to DMG of Andhra Pradesh and has communicated the same in December 2023.

6. Madhya Pradesh

Your Company signed Tripartite MoU with GoMP (MRD through DGM) & Madhya Pradesh State Mining Corporation Limited (MPSMCL) on 27.10.2016 for “Geological & Geophysical Exploration in various districts of M.P.” for a period of five years.

GoMP vide Gazette Notification granted 12 Nos. of blocks covering an area of 7292 Sq.Kms in Panna, Chhatarpur, Damoh, Katni, Jabalpur, Sidhi, Singrauli, Sagar and Tikamgarh districts in July-2017 for a period of four years.

GoMP vide Gazette Notification granted an additional 12 Nos. of blocks for Diamond Exploration covering an area of 408.68 Sq. Kms in Panna, Chhatarpur, Damoh districts in September-2018 for a period of five years. GoMP extended the validity of MoU with NMDC for a period of three years upto 26/10/2024.

NMDC submitted the GRs of 12 initially allotted blocks to GoMP in August, 2022. A total of 9 blocks (7 Diamond and 2 Iron Ore) were relinquished and surrendered to GoMP. NMDC retained one Diamond block (Damoh), one iron ore block (Sidhi-Singrauli block) and one block for various minerals (Jabalpur-Katni block). The retained blocks will also be surrendered to GoMP as discussed in APM held in May-2023. The Geological Reports are prepared and are ready to be submitted to GoMP. All the 12 additional Diamond blocks will be relinquished and surrendered to GoMP.

10.5 NMDC-CMDC Limited (NCL)

NMDC-CMDC Limited (NCL) is a Joint venture Company of NMDC Limited and CMDC Limited with a share capital ratio of 51% and 49% respectively. The present status of all the projects of the Company is as follows

Iron Ore

Bailadila Deposit-4

Ministry of Mines, GOI has reserved Bailadila Iron Ore Deposit-4 an area of 646.596 Ha in favour of NMDC-CMDC limited (NCL) under section 17A (1A) of MMDR Act, 1957 vide their Gazette notification no. 697(E) dated 30/09/2019 for a period of 05 years for prospecting and mining operation. MRD, GoCG has issued LOI for grant of ML vide letter dated 26/06/2021 in favour of

NCL for five years. The Mining Plan of Dep-4 has been approved by IBM, Raipur on 24/09/2021. NCL has applied for obtaining environment clearance under Environment Protection Act, 1986 and Forest Clearance under Forest Conservation act, 1980.

Terms of Reference (ToR) for Industry-1 sector (ancillary activities outside ML area) issued on 21/02/2022 and for Mining sector (mining activities inside ML area) issued on 11/03/2022 for obtaining environment clearance. Ecological studies, flora & fauna studies completed on 31/05/2022. Draft EIA/EMP report submitted to CECB, Govt. of Chhattisgarh for public hearing on 31/03/2023.

Gram Sabha for acquisition of private revenue land held on 25/04/2023. Land acquisition application for village Bhansi and Porokameli along with requisite fee towards service charge of Land Acquisition, Administrative cost of Rehabilitation and Resettlement and cost for social impact assessment study submitted on 25/05/2023. District Collector, Dantewada has issued notification under section 4 of LARR Act, 2013 for SIA studies on 26/05/2023. Preliminary notification in accordance with the provisions of sub-section (1) of section 11 of LARR Act, 2013 issued by District Collector, Dantewada on 24.08.2023. Details of the affected families, assessment for resettlement etc. for the Villages Bhansi and Porokameli is provided by the Land Acquisition officer, Bade Bacheli on 28.02.2024 for preparation of Rehabilitation & Resettlement (R & R) plan.

Forest application for forest diversion proposal is registered vide Registration no. FP/CG/MIN//146694/2021 dated 16/06/2022. Forest Department has made available required degraded forest land for Compensatory Afforestation in the Forest ranges of Marwahi and Janjgir-Champa. DGPS Survey report of 846.296 Ha degraded forest land in Janjgir-Champa Forest division submitted to DFO, Janjgir-Champa on 19.04.2023, CA scheme prepared and submitted. DGPS survey

report for 530.302 Ha degraded forest land for Compensatory Afforestation at Marwahi forest division was submitted to DFO, Marwahi on 08.05.2023. Revised forest diversion proposal for a revised area of 682.2722 Ha (570.100 Ha inside ML area + 100.077 Ha outside ML area + 12.0952 Ha Bade Jhad ke jungle) along with 44-point check list submitted to DFO, Dantewada and updated in PARIVESH Portal on 29.04.2023. Biodiversity Conservation Plan and Soil Water & Moisture Conservation Plan for Tree Fern area approved by PCCF and Member Secretary, Chhattisgarh State Biodiversity board on 21/08/2023. Wildlife Conservation Plan approved by PCCF (Wildlife and Biodiversity Conservation) cum Chief Wildlife Warden on 25.09.2023. Forest diversion proposal forwarded to MoEFCC, New Delhi online through Parivesh Portal by State Government on 02/02/2024 & hard copies submitted to MoEFCC, New Delhi on 06/02/2024.

MRD, GoCG, Raipur has reserved Dep-4 in favour of NCL for 50 years under section 8A(2) & 17A(2A) of MMDR Act 1957 (as amended) and Rule 73(1) of MCR, 2021 on 05.05.2022.

Bailadila Deposit -13

Mining Lease was granted for Bailadila Iron Ore Deposit-13 over an area of 413.745 Ha in favour of NMDC Limited for 50 years order no. by State Govt. of Chhattisgarh vide no. F3-84/05/12 dated 07.01.2017 lease deed for the same was executed on 10/01/2017 over an area of 315.813 Ha.

As per JV agreement dated 27 March 2007 by and between CMDC and NMDC Ltd., mining lease of Bailadila Iron Ore Deposit-13 has to be transferred in the name of NMDC-CMDC Limited (NCL) and then NCL will undertake all the required steps for development and operation of the Mine. Further, mining lease grant order no. F3-84/95/12 dated 07.01.2017 in respect of Deposit-13 issued by State Govt. of Chhattisgarh, stipulate that 'after the



execution of lease deed, NMDC will transfer the mining lease to the JV Company NMDC-CMDC Limited’.

Mineral Resources Department, Govt. of Chhattisgarh, has issued an order no. F3-84/95/12 dated 06/11/2017 for transferring the mining lease of Bailadila Iron Ore Deposit-13 in favour of NMDC-CMDC Limited. Mining Lease of Deposit-13 has been transferred in favour of NMDC-CMDC Limited (NCL) on 04/12/2017. On 02/07/2018 M/s. Adani Enterprises Limited has been appointed as MDO for Bailadila Iron Ore Deposit-13.

MoEFCC, GOI, has accorded transfer of Environmental Clearance in name of NMDC-CMDC Limited from NMDC on 12/12/2019. Final FC under Section 2(ii) of Forest Conservation Act 1980 was granted over an area of 315.813 Ha. in favour of NMDC Limited by MoEF&CC on 09/01/2017. Action has been initiated for transfer of existing FC in favour of NCL. CECB granted approval to NCL for consent to Operate 2 MTPA on 27/04/2019.

The Revised Mine Plan of NCL was approved by IBM, Raipur on 06/03/2019 for a capacity of 10 MTPA. The validity of the Mining Plan of Deposit-13 was up to March 2021. Hence, Revised Mining Plan for the period 2021-26 has been prepared by NMDC and the same was approved by IBM Raipur on 12/01/2021.

District Administrator, Dantewada issued orders to stop all project activities of Dep-13 on 11/06/2019 due to protest by local villagers against MDO and demanding enquiry against FRA certificate issued by Gram Sabha. Forest Department, GOCG, Raipur has issued show cause notice to NMDC for cancelling the Stage-II Forest clearance of Deposit-13 on 06/03/2020 considering the report of District Administrator, Dantewada to nullify the

Gram Sabha proceedings. NMDC-CMDC Limited (NCL) has submitted the reply to the Forest Department, Govt. of Chhattisgarh against the show cause notice issued for cancelling the Stage-II Forest clearance of Deposit-13.

MRD, Govt. of Chhattisgarh has issued a notice to NMDC-CMDC Limited (NCL) for lapsing the Mining Lease of Deposit-13 for non-commencement of mining operation within 2 years from grant of mining lease under Rule 20(3) of MCR 2016 on 05/03/2020. NMDC-CMDC Limited (NCL) has submitted the reply to the MRD, GOCG against the notice issued for lapsing the Mining Lease of Deposit-13 for non-commencement of mining operation within 2 years from grant of mining lease under Rule 20(3) of MCR 2016.

NCL vide letter no. NCL/HO/Dep-13/ML/2020/833/01 dated 25/03/2021 has submitted ₹ 1,00,000/- (₹ One Lakh) towards revival of mining lease of Bailadila Iron Ore Deposit-13 under Rule 20(5) of MCR (other than atomic and hydro carbons energy minerals) 2016.

NCL vide letter no. NCL/HO/Dep-13/ML/2022/1014 dated 14/02/2022 has again requested Under Secretary, MRD, GoCG for providing suitable decision in the matter of lapsing of mining lease, so as to start the development and operation of Deposit-13. Also, NCL vide letter no. NCL/HO/Dep-13/ML/2022/1015 dated 14/02/2022 has requested Dy. Secretary (Forest), GoCG for providing suitable decision in the matter of cancelling the Stage-II forest clearance of Deposit-13, so as to start the development and operation of Deposit-13.

Performance security has been renewed by another five years as per Mine Development and Production Agreement (MDPA) on 05/11/2022.



The Board of NCL in its 48th meeting held on 27/07/2021 has decided to constitute a High-Level Sub Committee to assess the possible ways and means to commence the mining operations from Bailadila Iron Ore Deposit No-13 and make its recommendation to the Board for its consideration. In the 49th board meeting of NCL held on 28/10/2021, after detailed deliberation on the recommendations of the Board level sub-committee has instructed to get the views of Legal Department / Advocate General, Govt. of Chhattisgarh on the matter.

A legal opinion is sought from the Advocate General, Govt. of Chhattisgarh on 09/02/2022 in which it is suggested to terminate the MDO contract. Further, on 07/06/2023 a legal opinion was sought from the Attorney General of India by which it is suggested to terminate the MDO contract.

The Board of NCL in its 51st meeting held on 03.06.2023, after detailed deliberation on the legal opinion of Attorney General of India has decided to issue show cause notice of termination of IMSA to M/s Adani Enterprises Limited. Accordingly, a show cause notice of termination, legally vetted by the Attorney General of India, issued to M/s Adani Enterprises Limited on 11/07/2023 and notice of termination of IMSA, legally vetted by the Attorney General of India, issued to M/s Adani Enterprises Limited on 28/08/2023.

M/s Adani Enterprises Limited has issued notice for invocation of Arbitration against the termination notice on 10/01/2024.

Baloda - Belmundi Diamond Block

Ministry of Mines, GOI vide G.S.R.744(E) dt 14.10.2021 granted reservation of Baloda-Belmundi Diamond Block for PL or ML in favour of NMDC-CMDC limited under section 17A(1A) of MMDR Act, 1957. NCL vide letter dated 13.01.2022, submitted application to Secretary, MRD, GoCG for grant of Prospecting License for Baloda-Belmundi Diamond Block.

MRD, GoCG, Raipur vide letter dated 28.04.2022 has issued LOI for grant of Prospecting License for Baloda-Belmundi Diamond Block (156.80 sq. km) under Rule 17A(1A) of MMDR Act 2015 (as amended) in favour of NMDC-CMDC Limited for three (3) years.

The Company has submitted permission letter from forest department for carrying out prospecting work in 33.23 sq.km forest area of Baloda-Belmundi Diamond block and affidavit to work in revenue land with due consent of land owner and asked MRD, GoCG to issue final grant order for Prospecting Licence of Baloda-Belmundi Diamond Block on 20.05.2022.

MRD, GoCG, Raipur vide letter dated 02.01.2023 has issued final grant order for Prospecting Licence of Baloda-Belmundi Diamond Block.

The Company has submitted Scheme of prospecting for Diamond Exploration in Baloda-Belmundi Diamond Block to IBM, Raipur and Mining Officer, Mahasamund, GoCG on 06.01.2023. PL deed of Baloda-Belmundi Diamond Block with GoCG on dated 28.02.2023 and the same is registered on dated 01.03.2023.

District Collector, Mahasamund vide letter dated 26.05.2023 has given permission to NMDC-CMDC Limited to start the prospecting work. First phase of exploration (Stream Sediments Sampling) completed in the allotted block from 08.05.2023 to 09.05.2023.

The following exploration works have been completed:

- 31 Stream Sediments Samples Collected.
- Geritz Jigs units established at Saraipalli Camp, where all 31 Stream Sediments Samples were processed. Further, Heavy Minerals Separation from process samples through Tetra Bromo Ethane (TBE) completed at our R & D, Hyderabad. Microscopic sorting work completed at Panna Exploration Camp. Mounting and Polishing work of the sorted microscopic grains completed and slides will be sent to Banaras Hindu University (BHU) for EPMA studies.
- 69 Soil Samples collected and will be analysed.
- 58 ground magnetic survey work completed and suspected Kimberlite pipe noticed based upon the survey. Drilling will be carried out in the suspected Kimberlitic zone.

Bailadila Deposit No.1

The Company has submitted proposal to the Secretary, MRD, GoCG NMDC vide letter dated 16/06/2021 requested Chief Secretary, Govt. of Chhattisgarh for reservation of Bailadila Deposit No. 1 in favour of NMDC under Section 17A of MMDR Act, 1957.

Ministry of Steel, Govt. of India vide D.O No: S-28016/26/2020-NMDC, dated 03/08/2021 requested Chief Secretary, Govt. of Chhattisgarh for reservation of Bailadila Deposit No. 1. Further, after a meeting held between the State Govt. of Chhattisgarh and NMDC, Govt. of Chhattisgarh decided to reserve the said block in favour of NMDC-CMDC Ltd. (NCL).

NMDC-CMDC Ltd. (NCL) vide letter dated 06/10/2021 submitted the proposal to Secretary, MRD, GoCG. MRD, GoCG with recommendation

forwarded the proposal to MoM, Gol vide letter dated 24/11/2021.

MoM, Gol rejected the proposal on 04/07/2022 by mentioning that both NMDC as well as CMDC jointly or individually has exceed area limit prescribed for ML that is 10 Sq.Km. NMDC vide letter dated 08/09/2023 requested GoCG (with a copy to MoM & MoS, Gol) to take up the matter with MoM, Gol for resolving and reservation of Bailadila Deposit No. 1 in favour of NMDC-CMDC Ltd. (NCL).

A meeting was held on 02/02/2024 related to reservation of Mineral Blocks under Section 17A of MMDR Act, 1957, under the Chairmanship of Hon'ble Secretary, Mines, Gol, where NMDC on behalf of NCL raised the rejection issue related to Bailadila Deposit No. 1 and mentioned that at present the PL Limit in the State of Chhattisgarh is 100 Sq. Km and ML limit is 50 Sq. Km and requested MoM, Gol to kindly consider the proposal of NCL. Hon'ble Secretary, MoM, Gol gave his consent to review the Bailadila Deposit No.1 proposal in the meeting.

NMDC vide letter dated 03/02/2024, submitted a representation letter to the Secretary, MoM, Gol to consider and revive the Bailadila Deposit No.1 proposal for reservation under Section 17A for undertaking prospecting operations followed by mining operations. Matter is under consideration with MoM, Gol.

Bailadila Deposit No. 3 & 8

The Company has submitted proposal to the Secretary, MRD, GoCG NMDC vide letter dated

16/06/2021 requested Chief Secretary, Govt. of Chhattisgarh for reservation of Bailadila Deposit No. 3 & 8 in favour of NMDC under Section 17A of MMDR Act, 1957.

Ministry of Steel, Govt. of India vide D.O No: S-28016/26/2020-NMDC, dated 03/08/2021 requested Chief Secretary, Govt. of Chhattisgarh for reservation of Bailadila Deposit No. 3 & 8. Further, after a meeting held between the State Govt. of Chhattisgarh and NMDC, Govt. of Chhattisgarh decided to reserve the said block in favour of NMDC-CMDC Ltd. (NCL).

NMDC-CMDC Ltd. (NCL) vide letter dated 25/10/2021 submitted the proposal to Secretary, MRD, GoCG. MRD, GoCG, vide letter dated 19/04/2022 forwarded the proposal with recommendation to MoM, Gol.

MoM, Gol vide Office memorandum dated 18/05/2022 sought information from MoS, Gol related to Bailadila Deposit No.3 & 8 (18.15) Sq.Km. NMDC vide letter dated 07.06.2022 sent its reply to MoS, Gol.

A meeting was held on 02/02/2024 at MoM, Gol, under the Chairmanship of Hon'ble Secretary, MoM, Gol related to the reservation blocks under Section 17A of MMDR Act, 1957. Hon'ble Secretary, MoM, Gol gave his consent to examine the proposal of Bailadila Deposit No. 3 & 8.

NMDC Ltd. vide letter dated 29/02/2024 requested MoM, Gol (with a copy to MoS, Gol & MRD, GoCG) to consider the reservation proposal of the said block under Section 17A of MM(D&R) Act, 1957. Matter is under consideration with MoM, Gol.



NMDC team planned and acquired Magnetic Data using Drone Magnetics over Panna Diamond Mine (Majhgawan)

10.6 NMDC spearheads Drone Based Mineral Exploration:

As per the Digital Initiatives of Government of India and with a view to be an enabler and flag bearer of technological prowess in mineral exploration, it was envisaged to introduce Unmanned Aerial System(UAS) with Magnetic Survey and Hyperspectral Remote Sensing for the first time in India for Mineral Exploration.

NMDC is a Nodal Exploration Agency like Geological Survey of India. Nowadays with the depletion of surfacial deposits, the use of Geophysical tools / surveys have become a necessity. Hyperspectral Remote Sensing is a powerful exploration and mapping technique in areas where geological units and mineral compositions can be estimated from spectral features of the electromagnetic spectrum in the visual and infrared range.

NMDC has been using softwares like Mission Planner, Geometrics, Geosoft Oasis Montage, Hyperspec-III and ENVI softwares for Drone based Mineral Exploration. Recently, NMDC team of Geoscientists have flown over part of Sidhan Manganese-Fe Block in Jabalpur, Madhya Pradesh for Drone based Magnetic data acquisition. With this, NMDC has also become the first Mining Company in the world to collect Drone based magnetic data over a mechanised Diamond Mine. This distinction was possible over Majhgawan Diamond Mine in Panna District, Madhya Pradesh. The findings based on the Hi-tech surveys / algorithms / models generated by the Unmanned

Aerial System (UAS) Hyperspectral and Magnetics would be helpful in generating various “synthetic models”/ locating promising mineralized areas and / or mineral findings. These findings would be useful to the Mineral Industry / State Governments.

10.7 Joint Fast Track Translatory project of NMDC and National Geophysical Research Institute (NGRI-CSIR) on Game Changing Ore Beneath Ore:

Multi-parametric approach for delineating concealed high-grade iron ore beneath the Bailadila Block, Chhattisgarh and Donimalai Block, Karnataka: implications on future game-changing exploration in India using Ore-beneath-Ore Concept.

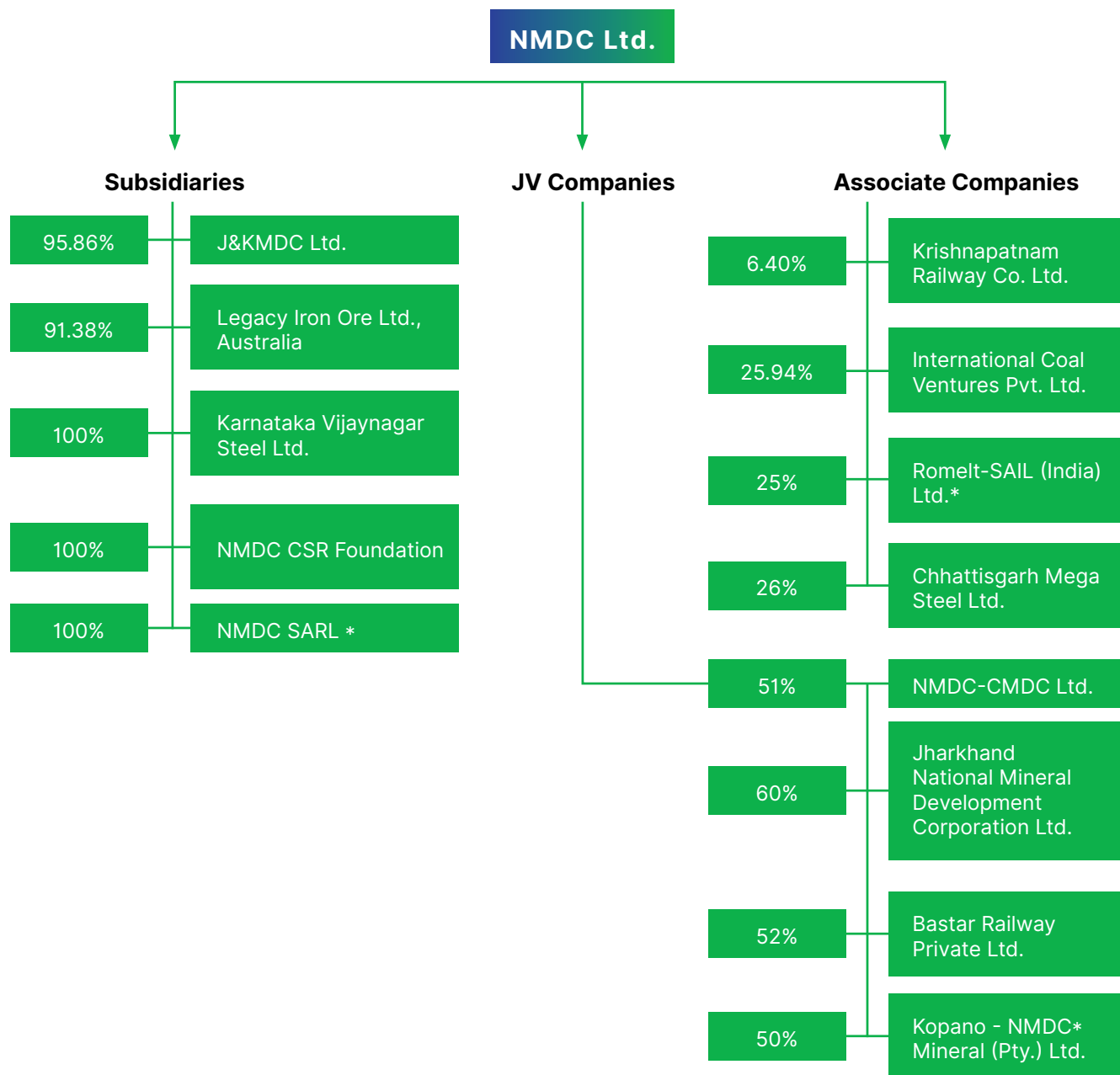
This type of innovative studies has been used in some of the giant iron ore deposits of the world like Mount Tomprice in Hamersley, Western Australia; Tabazimbi in South Africa; Carajas & Iron Quadrangle in Brazil. This type of study would be attempted for the first time in India.

The ore bodies of hypogene hydrothermal origin may continue at great depths and may occur as ‘Hidden Iron Ore Bodies’ beneath unmineralized Banded Iron Formation – BHQ (BIF) cover and the grade of ore may increase down depth. The hypogene processes of the ore genesis model may predict possible Hidden Iron Ore beneath the BIF as patches and extensions of ore bodies at greater depth and help in resource augmentation. The project would be fully funded by NGRI-CSIR. Further, the team has already collected characteristic samples from Donimalai Iron Ore Mine in Karnataka.



11.0 SUBSIDIARY / ASSOCIATE / JOINT VENTURE (JV) COMPANIES MONITORING FRAMEWORK

a) NMDC has 5(five) subsidiaries and stake in 4(four) Associate and 4(four) JV Companies. The names of these Companies and percentage of NMDC stake in these companies are as follows:



* Under closure.

The subsidiaries of NMDC are Board managed with the primary interest to manage such Companies in the best interest of the shareholders. The framework for Subsidiary / Associate / JV Companies are as under:-

- i) All investments in these Companies are approved / authorized by the Board of Directors.
- ii) The Company nominates its representatives on the Board of these Companies.
- iii) The minutes of the Board meeting of these Companies are placed before the Board of NMDC Limited.

Notes:

Subsidiary / Associate / Joint Venture Companies have been categorized in line with disclosures as made in the financial statements.

12.0 Environment Management

1. Environmental clearances

Your company has obtained following Environmental Clearances from Ministry of Environment, Forest and Climate Change, New Delhi.

- a) Green field project i.e 10.00 MTPA standalone Screening cum Beneficiation Plant -II at Donimalai from MoEFCC on 13/09/2023.
- b) Capacity expansion of Kumaraswamy Iron Ore Mine from 7.00 to 10.00 MTPA and waste excavation from 1.6 to 6.25 MTPA from MOEFCC on 10/7/2023.
- c) Diamond Mining Project, Panna has obtained favorable judgement from Hon'ble Supreme Court of India on 10/1/2024 for continuation of mining operations at Diamond Mining Project which is located inside Gangau wildlife sanctuary of Panna Tiger Reserve.
- d) Main Mining Lease of Diamond Mining Project, Panna for total excavation of 13.90 LTPA (ROM kimberlite ore @ 8 LTPA and Overburden removal @ 5.90) obtained from MOEFCC on 22.2.2024.
- e) Supplementary Mining Lease of Diamond Mining Project, Panna for 0.72 LTPA Over burden removal and processing of Kimberlite ore @ 8 LTPA for production of 1.00 lakh carats of Diamonds per annum obtained from MOEF&CC on 22.2.2024.

2. Consent to Establish & Consent to Operate

- a) Your company has obtained following consent to Establish (CTE) and Consent to Operate (CTO) from respective State Pollution Control Boards Chhattisgarh / Karnataka.
- b) Extension of validity of Consent to Establish for Iron Ore Mine – 12 million Tonnes /Year to 19 million Tonnes/Year obtained for SP-III, Kirandul from Chhattisgarh Environmental Conservation Board on 13.4.2023.
- c) Consent to Establish for SP-II, Donimalai for 10 MTPA capacity obtained from Karnataka Pollution Control Board on 19.10.2023.
- d) Consent to Establish for Kumaraswamy Iron Ore Mine for 10 MTPA capacity obtained from Karnataka State Pollution Control Board on 10.1.2024.
- e) Consent to operate for Railway Siding Cum Dispatch Facilities at Kumar Marenga for Capacity 10 LTPA obtained from Chhattisgarh Environmental Conservation Board on 9.10.2023.
- f) Consent to operate obtained from Chhattisgarh Environment Conservation Board on 2.1.2024 for Rapid Wagon Loading System (RWLS) for the capacity of 4,000 Tones/Hour.

3. Forest clearances

Your company has obtained following Forest Clearances from Ministry of Environment, Forest and Climate Change, New Delhi.



- a) Diversion of 53.67 Ha forest land for construction of Screening Plant-II at Donimalai Iron Ore Mine final forest clearance obtained from MoEFCC on 10.07.2023.
- b) Diversion of 96.868 Ha forest land outside mining lease area of DIOM (ML No.2396) Stage-I Forest Clearance obtained from MoEFCC on 21.11.2023.

4. Certified Compliance Report (CCR)

Your company has obtained following certified compliance report (CCR) for the following project

- a) Certified compliance report obtained from Ministry of Environment and Forests Climate Change (MoEF&CC), Sub-Office, Raipur on 28.11.2023 for the expansion project of Bailadila Iron Ore Mine, Deposit-5 for the conditions stipulated in environmental Clearance letter no. J-11015/261/2007-IA. II(M) dated 23.7.2007.

5. Environmental Initiatives for the year 2023-24.

Donimalai:

1. Commissioning and installation of 02 nos of CAAQMS in the Kumaraswamy Iron Ore mine for round the clock monitoring of air quality.
2. Organic waste converter of 1000kg/capacity per day for scientific conversion of domestic/kitchen waste to organic manure.
3. Distributed jute bags on the occasion of World Environment Day-2023 for discouraging the single use plastic in the township.
4. RO rejection water is being used in boating pond which is the best alternative use of rejected water by RO.
5. Contributed ₹17.53 Crore to Karnataka Forest Department for de-silting of local water bodies of Donimalai Complex.

Bachel Complex:

1. Renovation of 02 installed CAAQMs in the Deposit-5 and Deposit-10 Mines for round the clock monitoring of air quality.
2. Regular operation and maintenance of SLRM Centre at CWS for scientific conversion of domestic/kitchen waste to organic manure.
3. Installation of CEMS in NMDC-Apollo Central Hospital for regular monitoring of air quality from Incinerator.
4. Disposal of legacy recyclable Bio Medical Wastes (glass bottles & IV fluids etc) through SMS Water grace Enviroprotect Pvt Ltd, Raipur-Chhattisgarh.

5. Contributed ₹ 2.05 crores to Chhattisgarh State Forest Department for the construction Engineering structures for waste dump management and Engineering structures for surface water management in and around Bachel Complex.
6. Contributed ₹ 56.76 lakh to Chhattisgarh State Forest Department for installation of Krishna Kunjas at Geedam, Barsur and Dantewada.
7. Contributed ₹ 9,85,120 to Chhattisgarh State Forest Department for implementation of Green Skill Development Scheme in Dantewada District.
8. Contributed ₹ 21,02,400 to Chhattisgarh State Forest Department for distribution of 125000 saplings of fruit bearing species in villages of Dantewada district.
9. Contributed ₹ 18.9 lakh to Chhattisgarh State Forest Department for protection of forests from fires.

Kirandul Complex:

1. Procurement of 09 nos. of CAAQMS for BIOM, Kirandul Complex is under progress.
2. Organic waste converter of 50 kg/day for composting of kitchen waste to manure.
3. Distributed jute bags among employees, housewives and school students on the occasion of World Environment Day-2023 to care about the environment and committed to sustainability.
4. Installed ETPs (10 KLD) in HEM, 11B Workshop, 11C Workshop, 14 Workshop and Hospital ETP (35 KLD).
5. 03 MLD capacity STP commissioned in Township.
6. Discharge water of ETPs and STPs are being used for gardening and horticulture purpose.

13.0 Public Disclosure of Site Closure & Rehabilitation related activities

1) **Measure to address or avoid significant environmental or landscape impacts:**

The environmental attributes, which are likely to be affected in the region, are land use, topography, water resources, soil, air quality, socio-economic status, ecology, and public health.

Measures to address some of the environmental aspects are as follows:

- (i) **Land use:** Land reclamation and rehabilitation along with the plantation will be done during the closure of the mine.

- (ii) **Topography:** The mining would marginally affect the overall view of the area, but will grossly modify the local topography of the mined area at the end of mining. The course of the present natural drainage system will not be affected due to the present and future mining operations. Several environmental protective measure like buttress wall, garland drain, check dams, settling ponds etc. are being constructed in and around the mining area to arrest the foreign material for further restricting the natural water to be polluted.
- (iii) **Air Quality:** The control measures adopted at all of our mines to ensure the ambient Air Quality Standards are as follows:
 - Proper maintenance of the heavy earth moving machinery and vehicles.
 - Regular water sprinkling over the haul road as well as over mine benches is being carried out by water sprinklers of higher capacities.
 - Haul roads are graded regularly to clear accumulation of loose materials & kept wet with water sprinkling.
 - Wet drilling during primary & secondary drilling.
 - Use of sharp drill bits for drilling holes.
 - Blasting is carried out with optimum charge.
 - Avoiding blasting during high windy periods.
 - Avoiding excess filling of dumper & consequent spillage on the road.
 - Dust suppression has been installed in crushing plant, downhill conveyor, stockpiles, loading plant areas etc. Dust suppression by atomized spray in primary crusher.
 - The dry fog dust suppression system shall be continued at different transfer points during the non-monsoon season.
 - Covering of conveyors & using under chutes at all the transfer points.
 - The screening plant is housed in a huge GI sheet enclosure, which acts as a good shield for the prevention of dust particles escaping out of the plant building.
 - Fog canons provided at Loading plant for suppression of dust.
 - Fixed water sprinklers in the loading plant areas are provided and maintained.
 - Covering of all stock piles.
 - Creating green belt around the perimeter of all the plants.
 - Ensuring good housekeeping within plant premises.
- Barrier plantation is being done at various places in the townships areas such as along roadsides, parks and colonies etc.
- (iv) **Water Quality:** The following control measures to arrest water pollution :
 - Every year before onset of the monsoon desilting of Check dam & Check bunds is being done to arrest the overflow of the silt into the Nallah. Regular water sampling is being done every year during winter period, pre-monsoon period, monsoon period and post monsoon period.
 - Rain water run-off from the waste dumps in the mine is well treated using check dams and buttress walls to arrest the silt load and thereby reducing the impact on the water quality.
 - In order to mitigate the impact on local water bodies, Buttress walls and garland drains constructed around the dumps to prevent the flow of slime into the natural water course.
 - Effluents generate from the service centre and auto workshop are being treated in Effluent Treatment Plant (ETP). The outflow/ treated water being used for green belt generation.
- (v) **Noise Levels:** Higher noise levels may be generated due to mining operations such as drilling, blasting, and excavation. The following are some protective measures:
 - Workers working in highly noise-prone areas are provided with ear muffs or ear plugs as a safety precaution, and workers are not allowed to enter into noise-prone areas without the use of ear masks.
 - Personal Protective Equipment (PPEs) like ear muffs and ear plugs are provided to all the employees and workers operating in mines and plant areas.
 - Noise-proof & dust-proof cabins are provided for all HEME with air-conditioners.
 - To isolate employees from noise and dust, sound proof cabins are installed in crushing and screening plants.
 - Proper and periodical maintenance of HEM machinery.
 - Noise levels are controlled by using optimum explosive charge, proper delay detonators, use of shock tubes and proper stemming to prevent "blow-out".
 - The speed of dumpers is limited to a moderate speed of 25 Kmph.

- In order to mitigate the noise source, rubber linings are provided to the vibrating screens, chutes, and feeders at raw material transfer points.
- The transfer points all along the downhill/uphill conveyor are provided with proper rubber lining to reduce the noise generation.

(vi) **Energy Efficiency Measures:**

The following measures are being adopted:

- Solar Cell Sensor Switches and Solar Lights are provided.
- Solar heaters/solar devices are in use at hospitals, canteens, buildings, and parks.
- Energy-efficient motors have been installed in the Screening Plant.
- Power generation through a downhill conveyor.
- Leakages of oil, fuel, or lubricants are plugged. Used oil, batteries, and cotton waste are collected and sold through authorised agencies.
- Solar panels will be installed on the roof of field offices, stores, OCSL plant structures and conveyors depending on feasibility and advancement of technology.

(vii) **Ground Vibration:**

The following measures are undertaken to contain the Peak Particle Velocity (PPV) due to blasting within the permissible limits.

- Proper blast design;
- Avoiding excess confinement of charges;
- Number of blast holes per delay shall be kept one;
- Proper stemming of holes shall always be carried out;
- Blasting is avoided during foggy weather and when wind velocity is more than 25 km/hour;
- Shorter stemming lengths of less than 2/3rd of burden distance is avoided to reduce overloading of holes and also to control fly rock;
- Blasting operations are carried out only during day time as per statutory requirement;
- A safe distance of about 500-m from centre of blasting is maintained; and During blasting, other activities in the immediate vicinity are temporarily suspended.
- Further, the existing afforestation also helps in reducing the noise and vibration level to some extent.

2) Commitment to rehabilitate land to minimize negative impacts and maximize benefits:

NMDC has an Environmental Policy with a commitment to protect the environment. NMDC makes genuine efforts to control pollution and meet statutory requirements. Further, all the Iron Ore Mining Complexes have got separate Integrated Management System (IMS) Policy (comprising of ISO 9001:2015, ISO 14001:2015, ISO 45001:2018 and SA 8000:2014). The certifications to NMDC Ltd have been accorded by the external agency "Bureau Veritas" for the scope of "Mining and Processing of Iron Ore".

All the operating Mining Leases are submitting the Mining Plan along with Progressive Mine Closure Plan (PMCP) reviewed and updated in every five years period to Indian Bureau of Mines for obtaining approval. In accordance with the approved Progressive Mine Closure Plan, all the Mines are operated with a close view to ensure all the protective measures are taking care.

Before closing of any of the Mines, we are abiding to submit the Final Mine Closure Plan (FMCP) in well advance (Two years prior to the closure of mines) as per the extant provisions of Mineral Conservation and Development Rules-2017 to carry out all the reclamation and rehabilitation programme. By complying the FMCP, NMDC will undertake all the reclamation and rehabilitation activities to return the degraded land into its original surface.

Further, as per Mineral Conservation and Development Rules -2017, we are submitting Financial Assurance in the form of Bank Guarantee for due and proper implementation of the Progressive Mine Closure Plan contained in the Mining Plan or Final Mine Closure Plan as the case may be @ ₹ 5.00 Lakh per Hectare of the mining lease area put to use for mining and allied activities.

We are always work to emerge as a Global Environment Friendly Mining Organization committed to rehabilitate land to minimize negative impacts and maximize benefits.

3) Reporting on closure plan implementation and site rehabilitation

All the operating Mining Leases are submitting the Mining Plan along with Progressive Mine Closure Plan (PMCP), reviewed and updated in every five years period to Indian Bureau of Mines for obtaining approval. In accordance with the approved Progressive Mine Closure Plan, all the Mines are operated with a close view to ensure all the protective measures are taking care.

Two years prior to closure of any of the Mines, we are abide to submit the Final Mine Closure

Plan (FMCP) in well advance as per the extant provisions of Mineral Conservation and Development Rules-2017 to carry out all the reclamation and rehabilitation programme. By complying the FMCP, NMDC will undertake all the reclamation and rehabilitation activities to return the degraded land into its original surface.

Before starting the Final Mine Closure activities, we will also inform to MoEF&CC as a prior information.

We are also submitting the half yearly compliance report to MoEF&CC and Environment Statement to Pollution control board annually.

We are reporting to Indian Bureau of Mines (IBM) via Annual Return along with the Drone Survey Data (Mining Lease along with the periphery of 100 metre outside the Mining Lease) which includes the details of Reclamation and Rehabilitation during the previous year.

4) Closure Plans regularly updated

All the Progressive Mine Closure Plans are reviewed and updated in every five-year period along with the Mining Plan for further obtaining approval from Indian Bureau of Mines (IBM).

5) Community involvement in closure planning

As the project commences and the closure planning process continues, stakeholder consultation and participation will be required. Consultation will enable stakeholders, including Government Departments , Non-Government Organizations, surrounding land owners, local communities, company management and employees an opportunity to provide input into the Mine Closure Planning Processes.

Our Environment policy is supported by ISO 14001 implemented at Bachel, Kirandul and Donimalai mines. The environment management system available at different projects is audited by a third-party auditor in every three years. We have a specialised environmental management team on all our project sites with environmental domain experts. It reaffirms our commitment to resource conservation, fugitive emission reduction, minimising operational environmental impacts, and raising environmental management knowledge among staff members and the local community. We are always in close collaboration with institutes of repute such as Indian Council for Forestry Research and Environment (ICFRE), IIT-ISM Dhanbad, NIT- Raipur and VNIT-Nagpur.

These institutions are engaged to seek consultation and enhance our capabilities in Environment protection. Our approach to Environmental Stewardship outlines our commitment to sustainable mining. We are aware of the impact our business operations have on the environment and the stakeholders involved in the process. This framework of interlinked environmental focus areas guides us in effectively managing our environmental impacts. For each focus point, we have a dedicated internal management protocol. These pillars were identified through the means of rigorous peer assessment and present disclosure requirements. This charter is intricately linked to our environmental policy, linking our growth model with sustainability.

During the Final Closure of all the mines also, we will take the help of various institutions, multiple stakeholder engagement, effective monitoring and evaluation to execute environmentally and socially responsible mine closures in a time bound and strategic manner.

6) Commitment to set aside sufficient funds to cover closure and rehabilitation

The “Mine Closure Obligation Scheme” was voluntarily launched by NMDC in the 2009-10 fiscal year. Currently, NMDC is paying INR 21.00 per tonne of ore excavated and depositing the money with LIC to be used for carrying out the Mine Closure Plan’s related tasks, such as reclaiming damaged lands, stabilising waste rock dumps, demolishing and reforestation of built-up areas, etc. The total fund with LIC as on 31.03.2024 is INR 1310.98 Cr.

7) Managerial responsibility for land closure and rehabilitation

The responsibility for the implementation of the Conceptual Mine Closure, Reclamation & Rehabilitation Management Plan of all the Mines rests with the Management Team at different



Project of NMDC. Internal reporting requirements are being outlined by the Management at different projects and are delegated to the relevant staff.

All the closure activities, reclamation & Rehabilitation plan are being executed as per the approved Progressive Mine Closure Plan.

Further, during the Final Mine Closure , all the closure activities will be taken care as per the approved Final Mine Closure Plan.

14.0 SAFETY

Mine Safety – Activities

NMDC has its training centers in all its projects. They are equipped with infrastructure as required under Mines Vocational Training Rules. These centers cater to the needs of basic training, refresher training and training for skilled workers and also for those injured on duty.

Health & Safety continue to be our priority with employees & contractual workmen at our Projects adhering to the SOPs & Safety norms. NMDC appreciate that safety is a journey & is committed to continually improve its performance and set high standards.

In each mining project of NMDC sufficient number of Workmen Inspectors are nominated/appointed for Mining operations, Mechanical and Electrical installations as per statutory requirements for carrying safety inspections.

Mine Level Tripartite Safety Committee Meetings (MLTSCM) are being conducted once in a year at Project Level with Senior Officials, Union Representatives and DGMS Officials in which Safety Performance and its appraisal are made and the recommendations are implemented.

Corporate Level Tripartite Safety Committee Meeting is being held regularly once in a year at Head Office and the recommendations are implemented.

Safety Committees have been constituted in every operating mine and Pit Safety meetings are held every month for discussing the safety matters and corrective actions related to work atmosphere.

In order to ensure that safety systems are up to date & also comply with the latest safety regulations, a cross-project Internal Safety Audit has been started in NMDC.

Safety Management System has been implemented in all our Mines. Risk Assessment studies are being conducted regularly.

NMDC provides extensive safety training programmes to inculcate safety habits & mindset at work to its employees. Behavioral based safety training is also given to the employees.

The Severity Rate for the year 2023-24 is 11.15.

(Severity Rate = Mandays lost per 100000 Mandays worked).

OHS Activities:

Occupational Health Services have been provided with adequate manpower and infrastructure and are functioning in full-fledged manner at all the Projects, headed by Qualified Doctors trained in OHS at Central Labour Institute, Mumbai.

Periodical Medical Examination under statute is carried out regularly in all the projects.

NMDC strives to ensure that workers are not exposed to occupational hazards that negatively affect their health. NMDC also has well equipped hospitals with capable medical teams available 24/7 to support the health & well being of the workers & the surrounding community.

Integrated Management System (IMS) Comprising of Quality Management System (QMS) – ISO 9001:2015; Environmental Management System (EMS) – ISO 14001:2015; Occupational Health & Safety Management System (OHSMS) – ISO 45001:2018 & Social Accountability – SA 8000:2014 Certification Standards.

All the NMDC Production Projects viz. Bailadila Iron Ore Mine, Kirandul Complex (BIOM, KC); Bailadila Iron Ore Mine, Bachel Complex (BIOM, BC); Donimalai Iron Ore Mine & Kumarswamy Iron Ore Mine, Donimalai Complex (DIOM & KIOM) are accredited with Integrated Management System (IMS).

15.0 IMPLEMENTATION OF INTEGRITY PACT:

With the objective of improving transparency in procurement, NMDC had entered into MOU with Transparency International India for implementation of Integrity Pact Programme during September 2007. NMDC is the first Mining Navratna Company which entered into Integrity Pact Programme in the year 2007.

Initially, the threshold value for procurement & contracts for entering into the Integrity Pact have been fixed as follows: -

Contracts	: ₹ 50.00 crores
Procurements	: ₹ 15.00 crores

To widen the coverage of procurements / contracts under Integrity Pact, the threshold limits have been revised during 2009 as under:

Contracts	: ₹ 20.00 crores
Procurements	: ₹ 10.00 crores

Subsequently, to cover majority of cases under Integrity Pact, the threshold limits have been reduced to ₹1.00 crore for procurements /



contracts w.e.f September 2018. During 2023-24, 141 tenders valuing ₹3509 crores were covered under this category.

15.1 Transparency in procurements handled

In order to enhance transparency in procurements & increasing competitiveness, our company adopted the following modes of tendering:-

➤ **e-Procurement:**

All procurement tenders are processed through e-Procurement mode at HO & Projects. Reverse e-auctions are conducted for high value Equipments, spares & consumables, wherever possible, by declaring upfront in the tender document.

➤ **Mode of Tendering:**

Efforts are continuously taken to minimize proprietary & single tender purchases, details of Single Tender / Proprietary cases for the last 05 are ₹271.85 lakhs (26 cases) during 2019-20, ₹3975.96 Lakhs (33 cases) during 2020-21, ₹13939.95 Lakhs (56 cases) during 2021-22, ₹17689.98 Lakhs (93 cases) during 2022-23, ₹19275.01 Lakhs (53 cases) during 2023-24. The Increase during FY 2023-24 is due to implementation of MII-Make In India Policy in NMDC.

Instead, open/global tenders are resorted to by giving generalized specifications & drawings, wherever possible or with OEM Part Numbers.

➤ **Pre-qualifying conditions:**

PQC for HEM equipments tenders have been reviewed and a structured PQCs have been made keeping in view wider participation.

➤ **GeM Portal:**

Procurement through GeM portal as per the guidelines of GOI, is being done for the Materials which are available in the GeM Portal. Total 2058 orders valuing ₹535 crores were placed during the year 2023-24.

➤ **CPP Portal:**

Materials management (MM) Dept. is posting tenders in the CPP portal except Single tender and proprietary items. All the bidders approaching through CPP portal for entering in NMDC are invited for registration with NMDC or conducting trial with NMDC for ensuring their quality product.

➤ **File Lifecycle Management (FLM):**

MM dept has taken initiation for the implementation of FLM – Digital file moment instead of paper file movement at Head Office & Projects.

➤ **NMDC e-Procurement portal (SRM):**

MM dept is utilizing the NMDC e-Procurement portal to carry out procurement activities in e-Procurement mode. The tenders which are processed outside GeM will be done through SRM portal.

➤ **Trade Receivable Discounting System (TReDS):**

NMDC has registered on both RXIL and A.TReDS Ltd (Invoicemart) platforms to release the payments of all MSE firms against their acceptance and confirmation.

NMDC has conducted various vendor meets with MSE firms in association with MSME, Hyderabad and instructed all MSE firms to register any one of TReDS portal to process their payment through TReDS platform and NMDC has released payment through TReDS to some MSEs.

16.0 NMDC'S R&D CENTRE AT HYDERABAD

NMDC R&D centre is dedicated to undertake product and technology development projects related to ores, minerals and steel making to maintain its excellence in process performance. R&D centre has made significant contribution not only to NMDC operating projects but also to Indian industries and is recognized by Department of Scientific and Industrial Research (DSIR). R&D centre undertakes works related to mineral processing, flow sheet development, mineralogical studies, material handling & storage, metallurgical studies of iron ore and coal, chemical analysis etc. It is a pioneer in the field of beneficiation and continuously working for development of dry beneficiation technology for different ores and minerals. It is endowed with state of art laboratory equipment to analyze different minerals, coals, metals and non-metals. For further details reference may be made to Annexure-II attached to the Directors' Report.

16.1 GLOBAL EXPLORATION CENTRE, RAIPUR

NMDC's Global Exploration Centre at Raipur is continuously doing exploration in the mines of NMDC and adding new reserves every year. NMDC

has offered to State Governments to undertake free exploration to quantify mineral resources in the State.

17.0 IMPLEMENTATION OF OFFICIAL LANGUAGE POLICY

NMDC effectively continued the implementation of Official Language Policy of Government of India at its Headquarters, Projects and Units.

Hindi Parangat training to personnel was continued this year also in NMDC. So far, 179 personnel from Head Office have successfully completed their Hindi Parangat training. Hindi workshops were organized every quarter at Head Office and in all the projects. Similarly, meetings of the Official Language Implementation Committee were also held every quarter.

All India Seminar of Official Language Officers was organized under the aegis of the Ministry of Steel at Head Office on 19 March 2024, in which the officials of the Ministry of Steel, the Official Language Officers of TOLIC (Undertakings), Hyderabad-Secunderabad, Rajbhasha Officers of all the Production Projects and the personnel associated with Rajbhasha in Regional Offices of NMDC participated. Rajbhasha Technical Seminars were organized at Bailadila Iron Ore Mines, Kirandul Complex and Bailadila Iron Ore Mines, Bacheli Complex.

National Hindi Kavi Sammelan was Organised in which poets of repute recited poems. The event was attended by officials of Ministry of Steel and members of NMDC family.

Head Office organized an Inter-PSU Hindi speech competition on August 4, 2023 for the personnel of all CPSUs located in Hyderabad. A Hindi workshop for all CPSUs was organized on January 23, 2024 under the aegis of Town Official Language Implementation Committee (Undertaking), Hyderabad-Secunderabad.

Hindi fortnight was organized in all projects and units along with Head office. On the occasion messages of CMD were published in Hindi newspapers and were also posted on social media platforms. Various competitions were also organized and prizes were distributed. In order to maintain continuity in the use of official language Hindi in official work, monthly Hindi competitions were organized in addition to Hindi fortnight and prizes were distributed as encouragement.

Rajbhasha Officers of NMDC headquarters and all the projects attended Hindi Day and Third All India Rajbhasha Conference organized by the Department of Official Language, Ministry of Home Affairs in Pune on 14 and 15 September, 2023. On this occasion, the Deputy General Manager (Official Language) of the Corporation was

awarded the first prize in the Vetter category as well as in the Translator category (PSUs) in the All India Kanthasth 2.0 Competition.

Official Language Officers from NMDC HO and Donimalai Project participated in the South Regional Official Language Conference held at Bengaluru.

Half yearly Hindi magazine "Khanij Bharati" was published from the Head Office. In addition, projects also published Hindi/bilingual/trilingual magazines such as Baila Samachar, Bacheli Samachar, Doni Samachar, Heera Samachar etc. Apart from this, magazines like 'Technical Kshitij' and 'Sarjana' were published in Hindi from Kirandul.

Diamond Mining Project, Panna also held the responsibility of Convenor of Town Official Language Implementation Committee, Panna. The project conducted half yearly meetings of the Committee and various programmes for member offices.

NMDC received the "Ispat Rajbhasha Sammaan (Second)" among steel PSUs at the meeting of the Hindi Advisory Committee held by the Ministry of Steel on April 25, 2023 at Srinagar.

NMDC Limited, Head Office received the Rajbhasha Shield-First Award for the year 2022-23 in the category of Mid-Sized PSUs from Town Official Language Implementation Committee (Undertakings), Hyderabad-Secunderabad.

Official Language House Magazine "Khanij Bharati" of Head Office also won first prize in the e-magazine category of Town Official Language Implementation Committee (Undertakings), Hyderabad-Secunderabad.

NMDC was awarded the Rajbhasha Award by Honorable Governor of Sikkim, Shri Laxman Arya, for best implementation in the field of Official Language Hindi at the International Hindi Conference organized by the Vishwa Hindi Parishad, New Delhi on September 20-21, 2023 at Vigyan Bhawan.

18.0 DETAILS REQUIRED TO BE FURNISHED IN TERMS OF MICRO, SMALL AND MEDIUM ENTERPRISES DEVELOPMENT ACT, 2006 (MSMED).

The company has taken the following steps to procure goods and services from MSE firms, MSE SC/ST & Women entrepreneurs. NMDC has conducted exclusive MSE SC / ST vendor meets at its projects in Chhattisgarh and Karnataka and also at Hyderabad to understand the tender process and our requirement. NMDC has participated in the various vendor meets organised by Ministry of Micro, Small & Medium Enterprises in association with FICCI/DICCI. Besides NMDC has organised 12 Nos. Vendor Meets / programmes at various places

in total during 2023-24. NMDC interacted with prospective MSE entrepreneurs encouraging them for supply of goods for various plants at Bailadila, Donimalai & Panna.

For encouraging MSE SC/ST firms, exclusive trials are being conducted and after successful trials the firms are given tender enquiry in Limited Tender.

Moreover, against the qualification criteria in tenders we have not received any complaint / request with regard to relaxing tender terms & conditions. For the last 4 years NMDC is achieving the targets as per Public Procurement Policy. The results of 2023-24 are given below:-

Category of MSE Firm	Norms	Achievement
Procurement from MSE firms	25%	59.05 %
Procurement from SC / ST MSE firms	4%	5.35 %
Procurement from Women Entrepreneurs MSE firms	3%	5.20 %

NMDC also received the Certificate of Appreciation from Ministry of MSME for highest procurement amongst Navratna CPSEs during 2021-22 and The Best Performer under the Navratna Category during the year 2021 & 2023 and for our exemplary work towards promotion of SC/ST entrepreneurs based on the performance parameters namely (i) procurement from SC/ST entrepreneurs, (ii) No. of Vendor Development Programs for SC/ST and (iii) Number of SC/ST entrepreneurs benefitted as per the data uploaded on Sambandh Portal.

19.0 MANPOWER

19.1 Employee-Employer relations

The overall industrial relations situation was peaceful and cordial during the year. There was no strike/lockout against the Company's policies affecting production and productivity.

19.2 Scheduled Castes & Scheduled Tribes

20 candidates belonging to Scheduled Caste and 62 candidates belonging to Scheduled Tribes were appointed against 207 posts filled by direct recruitment.

19.3 Strength of SCs & STs as on 31st March 2024

1. Total number of employees	:	5630
2. Scheduled Castes amongst them	:	814
3. Scheduled Tribes amongst them	:	1469
4. Other Backward Class	:	1186
5. Physically challenged employees	:	108

19.4 Particulars of employees drawing remuneration of ₹8.5 lakhs per month or ₹1.02 crores per annum under Section 197 of the Companies Act, 2013 read with Companies (Appointment and remuneration of Managerial Personnel) Rules, 2014 as amended.

Not applicable

19.5 Staff Welfare activities

Adequate facilities for education, health, accommodation and recreation were in place. Various Bipartite Fora have been functioning satisfactorily.

19.6 Promotion of Sports

Sport tournaments were arranged for the employees, the wards of employees and also for the local youth.

19.7 Disclosure under Section 22 of the Sexual Harassment of Women at Workplace (Prevention, Prohibition and Redressal) Act 2013

No complaint has been received and no case has been filed under the Sexual Harassment of Women at Workplace (Prevention, Prohibition and Redressal) Act 2013 during the financial year 2023-2024.

20.0 Corporate Social Responsibility

20.1 Flagship programmes under CSR during FY 2023-24:

The CSR flagship programmes and initiatives undertaken/continued by the Company during 2023-24 are as follows:

A) Education

- Operation of Residential School for tribals at Nagarnar, Bastar District, Chhattisgarh. Established in the year 2010-11, at present the school has around 600 students in Class I to XII.
- Operation of Industrial Training Institute (ITI)s at Nagarnar, and Bhansi in Bastar and Dantewada districts of Chhattisgarh. Annual intake in Bastar ITI-36 and 128 in Bhansi ITI.
- Support to nutritious & wholesome Mid-Day Meal Scheme around Donimalai mines, with coverage of 8000 Govt. school children in 38 Govt. schools of Sandur Taluk in Bellary district in a radius of 25 Km from NMDC operations.
- NMDC Balika Shiksha Sahayog Yojana, providing scholarship to girl students from Bastar Division, (Chhattisgarh) and Donimalai (Karnataka) to encourage education beyond 8th standard.

- Operation of Polytechnic College at Dantewada with an intake of 126 students per year in Mechanical and Electrical trades.
- Balika Shiksha Yojana- sponsoring 40 students from Bastar Division, Chhattisgarh to Nursing Courses at Apollo School & College of Nursing, Hyderabad. Since, 2011-12, 498 students have been sponsored under this scheme resulting in improvement in healthcare delivery in Bastar Division.

B) Healthcare, Nutrition, Water & Sanitation

- Free Treatment at Project Hospitals, Hospital on Wheels (mobile medical vans), Medical Camps, Visits of Project Hospital Doctors and Para medical staff to the Villages.

C) Infrastructure/Rural development

- Various infrastructural development works viz., Construction of CC Roads, drains, Culverts, boundary walls of Community centers etc. in nearby villages.

20.2 CSR Activities initiated during FY 2023-24:

- 58 development works across the five districts of Chhattisgarh.
- Procurement of 1.5 T Philips MR 5300 MRI Machine for use at the District Hospital Bellary.
- Procurement of 16 Slice CT Scanner to be installed at Community Health Centre at Shahpura, Dindori.
- Providing assistance for construction of 13.6 KMs boundary wall for Madhav National Park, Shivpuri, Madhya Pradesh.
- Extending financial assistance to Ramkrishna Mission Ashrama, Gwalior, Madhya Pradesh.
- Providing 1 no. Air-Conditioned Ambulance and 1 no. Hearse vehicle with freezer to the NGO-Opportunities for All, Kolakta.

20.3 Reasons for not spending the entire CSR amount during FY 2023-24:

Despite the collective efforts of Management and Employees across the departments, divisions and projects of NMDC, there was a shortfall in CSR expenditure as against the statutorily prescribed target of 2% of the average PBT of previous three years i.e., ₹ 197.07 Crore in the year 2023-24.

The major reason for the same was lack of adequate progress/delay in completion of previously approved works by partner State Authorities.

21.0 HUMAN RESOURCES DEVELOPMENT

During the FY 2023-24, Corporate HRD organized the following programmes :-

EXTERNAL TRAINING

External Training Programmes were conducted by various external organisations, institutes and professional bodies on different subjects, relevant to work.

IN-COMPANY TRAINING

Tailor made programmes were conducted by engaging reputed organisations, institutes and professional bodies on following subjects:

- Data Analytics and BI
- Health
- Happiness & wellbeing
- Mine planning
- Surveillance Audit & Internal Auditor
- Several programmes on subjects viz., Procurement, Contracts, GeM, preventive

Vigilance IO/PO were successfully conducted in connection with vigilance awareness.

FOREIGN VISITS

In terms of Government of India – DPE directives, no foreign training was undertaken. However,



following visits were facilitated.

- Global Health, Safety and Environment for Mining at Singapore.
- Digitalization in Mining at Stockholm.
- Kazakhstan Global Investment Roundtable (KGIR) at Astana.
- Mining Indaba at Cape town.
- IMARC Australia.
- METEC, Germany
- World Mining Congress, Australia
- AMP, Europe
- Enduring Leadership & Happiness Summit, Dubai.
- PDAC, Canada.

OTHER ACTIVITIES

- Online programmes on Medical, Vigilance, GST, Contracts & Procurement were conducted.
- Training classes were held for promotion of employees from workmen to Junior Officers in disciplines of Personnel, Finance and Electrical.
- New membership was taken from professional bodies like Rail Enthusiasts' Society, Delhi and Public Relation Society of India, Hyderabad.
- Ikigai – Happy work force programmes were conducted for around 538 Executives.
- Body, Mind & Heart workshop for the employees were organized at Kirandul, Bachel & Donimalai projects by M/S Jayaganga Life Coaching Academy.
- Induction Training Programme conducted for Executive Trainee (Technical) 2023 batch and Executive Trainee (Personnel) 2023 batch in ASCI, Hyderabad and ISB Hyderabad.
- Induction Training Programme conducted for Executive Trainee (Finance) 2023 batch in ASCI, Hyderabad.
- Revised Executive Trainee Induction Training Scheme has been formulated by reducing the training period from one year to six months.
- MoU signed with National Skill Development Corporation (NSDC) for Skill Development Programme and RPL certification for 1600 employees. Additionally, Job Role identification and selection of training partner has been completed.
- Quality Circle movement strengthening continued. For the purpose, training at

projects was organized by QCFI, Hyderabad for preparing and upgrading Skills for participation in CCQC & NCQC.

22.0 VIGILANCE

The Vigilance Department has undertaken several initiatives during the fiscal year 2023-24, with a particular focus on enhancing "Preventive Vigilance." This emphasis included conducting Preventive Checks in key areas, addressing complaints with appropriate corrective measures, and implementing system improvements. Additionally, regular training sessions on vigilance matters were organized for employees by the Vigilance functionaries at both the Corporate Office and various projects.

Various sensitizing programmes were conducted for awareness on vigilance matters for the employees of the Corporation like:

- GeM Contracts and Management focus on customized bids" by Shri. Prakash Mirani, JS & Addl. CEO, Government e-Market Place (GeM), Ministry of Commerce and Industry, New Delhi on 24.02.2023
- "Knowledge-sharing Session with Vigilance Officers" by Shri. Rakesh Shrivastava, CVO, Mumbai Port Trust on 20.03.2023
- An interactive session on "Preventive vigilance – a Pragmatic approach" by Dr. Praveen Kumari Singh, Addl. Secretary, CVC on 17.05.2023
- "Preventive Vigilance: Ethics and Governances" by Shri. Himanshu Vishnoi, Corporate Coach on 07.09.2023
- "Personal Finance Management" by Shri. P Sarat Kumar, CA and Fraud Examiners on 07.09.2023
- "Cyber Hygiene and Security" by Shri. Krishna Sastry Pendyala, ED, Cyber Security Services on 08.09.2023
- "Arbitrate and Alternate Dispute Resolution" by Shri. C M Basha, Senior Law Officer (Retd.) on 08.09.2023
- Training program on IOs/POs by Shri. Upender Vennam, CVO, BDL on 25.09.2023
- "Training Session on Preventive Vigilance- Pragmatic approach" by Ms. Anita Barik, Dy. CVO, Traffic, South Central Railways on 25.09.2023
- Training Session on "Recent trends in Public Procurement" by Shri. Kanwipreet, Director, DoE, MoF on 26.09.2023
- Training Session on "Arbitration and Contract Management" by Shri. Susshil Daga,

Managing Partner, M/s. Amicus Legal on 26.09.2023

- Interactive session on Vigilance Awareness by Shri P. Daniel, Secretary, CVC on 18.10.2023.

In the similar lines, Chief Vigilance Officer, NMDC has taken steps and initiatives by taking interactive sessions on knowledge sharing and capacity building on Procurement & other related topics at various Projects/ROs benefitting a large volume of employees by creating awareness on the subject.

The systems and procedures including the document handling, maintenance of records is maintained to ensure that the Vigilance Department is conforming to the Quality Management Systems as per ISO 9001:2015 Standards. Vigilance Department in NMDC has been upgraded to ISO 9001:2015 standards of Quality Management System (QMS) for which M/s RINA India Private Ltd. was engaged for routine surveillance audits and Quality Certification until June 30, 2025.

Throughout the fiscal year 2023-24, the Vigilance Department conducted a total of 326 Preventive Checks, comprising 101 surprise checks, 94 regular inspections, 109 file studies, 14 audit para inspections, and 8 CTE type inspections across all projects and the Head Office.

Complaints received were taken up for investigation and necessary suggestions for system improvement/ disciplinary action wherever required were recommended.

A total of 160 complaints were received during the period and handled according to CVC guidelines. The Complaint Handling Policy of NMDC, effective from January 1, 2022, was made available on the company's website for wider dissemination.

E-Platform: Efforts were made to ensure transparency in transactions through the company's website, including details of contracts and bill payments. Vigilance also promoted E-Procurement platforms for tendering processes.

NMDC has adopted the Integrity Pact since November 2007. As per the suggestions given by Vigilance Department, the threshold value has been decreased to 1.0 Crore w.e.f. 07.09.2018. The Integrity Pact has been entered into in 196 contracts with a value of ₹11002 Crores for the period April 2023-March 2024.

As part of systemic improvement, a circular vide circular no. HQMM/Integrity Pact/ IEM/4th QTR MEETING dated 10.04.2023 was issued to maintain uniformity in the Integrity pact within the organization and Signing of Integrity Pact by both buyer and seller in line with the CVC guidelines.

To ensure transparency in vigilance works,

necessary action has been taken for rotation / repatriation of vigilance officers, and for inducting of new officers in Vigilance Department for compliance of CVC guidelines. 4 new Officers have been inducted in June-2023 and 2 officers in Feb-2024. Also 3 officers have been repatriated to their parent department and 1 officer is retired in Feb-2024. Identification of Sensitive Posts has been carried out on 01.10.2022. The rotational transfer of officers of other departments was also effected in compliance of CVC guidelines and a total of 102 officers were rotated / transferred during 2023-24.

The Quarterly Review-cum-Coordination meeting of the Vigilance Department with CVO was held in May-2023, September-2023, February 2024 & December 2023. The said meeting was attended by all the Vigilance Officers posted at Head Office and Projects like Kirandul, Bachel, Donimalai, Panna & NISP. Project-wise presentations were made and matters pertaining to vigilance inspections and system improvements recommended/implemented etc. were discussed. Few common matters were also discussed in open-house wherein all VOS exchanged their views and gave valuable suggestions.

In pursuance of CVC directions / guidelines received during the month of August / September 2020, a 02 days module and Road map for imparting training on preventive vigilance separately for Induction level (new entrants) and Mid-career level Executives were drawn up and was integrated with our HRD's regular training plan. The said training programs on Preventive Vigilance is being arranged every month at NMDC in compliance of CVC guidelines, covering Induction level and Mid-career level executives of HO, ROs and all Projects. During the FY 2023-24, 11 Nos. of training modules were arranged for Induction level and Mid-career level employees covering 402 employees from all the Production Projects, Regional Offices and Head Office under Preventive Vigilance module.

Quarterly Structured Meetings of the Vigilance Department, chaired by the CMD, NMDC, were held on 23.05.2023, 06.09.2023 & 01.02.2024 to discuss vigilance activities and address pending issues for compliance. Review of Vigilance work was also done by the Board on 11.08.2023.



Ethical and transparent practices in any organization are as essential as generating revenue, and neither of these can be sacrificed for the other. Hence, it is imperative to ensure that the decisions taken are not only fair, but also appear to be fair. To accomplish this, it is vital to have written down procedures and also to ensure that they are being followed. For the purpose, NMDC Vigilance Manual has been released on 2nd June 2022. This first edition of the NMDC Vigilance Manual attempts to provide information on essential guidelines and procedures established by the Central Vigilance Commission and other organizations involved in anti-corruption activities.

With the purpose of enhancing transparency and accountability among the employees, to stress on the importance of the monitoring system and the prevalence of the noteworthy practices in our organization, 3rd Edition of Subodh have been released on 28th November 2023. The release of in-house bulletins included Vigilance-related articles, CVC circulars, and guidelines for procurement awareness.

Vigilance Portal: NMDC's vigilance department has taken the initiative to implement an Online Vigilance Portal in an effort to digitalize existing processes, in order to adhere to NMDC's digital mission and to address existing flaws. In view of this, An Online Vigilance Portal was developed and launched, enhancing transparency, accountability, and data integrity in vigilance-related activities.

NMDC Vigilance portal is an end-to-end digital platform for all Vigilance functions from lodging of a complaint to till its logical conclusion. This have provisions for recording various preventive, punitive and administrative matters of vigilance department. This portal is a digital repository for all vigilance activities and provide data analytics like age-wise pendency and status of complaints; department wise, area wise complaint/preventive check undertaken; frequency of complaint from same person or against same officials etc. This will help in preparation of proactive vigilance action plan and thrust areas on quarterly/annual basis.

System improvements suggested for Implementation during 2023-24:

Seventy-one system improvement suggestions were proposed during the fiscal year, with several already implemented and the rest in progress. The major initiatives /system improvements / suggestions/ recommendations which were implemented during the period are briefed as below:-

- i. Display of the SOP for weighment, weight adjustment and sampling at the weighbridge and sampling site at Bachel Complex of NMDC. Action taken report received vide Project letter BC/ GEO/2022-23/3047 dt. 24.02.2023.

- ii. In line with the CVC guidelines, a circular regarding uniformity in the Integrity pact within the organization and Signing of Integrity Pact by both buyer and seller issued vide circular no. HQMM/Integrity Pact/ IEM/4th QTR MEETING dated 10.04.2023.
- iii. A circular vide No. HQMM/ Study & Observations on Procurement dated 19.06.2023 has been issued from the Material Management, where a consolidated list of Deliberation & Action on Vigilance observations suggested in various preventive checks have been compiled. In the circular various point raised by Vigilance Department, such as discourage of Splitting of Indent for approval of sanction of funds, Guidelines regarding time lines for bid security and bid validity as per manuals, physical verification of stocks, sensitization of executives on MM manual, Signing of Integrity Pact, Record of Price justification in TSC minutes, regarding issues in rate Contract/ Extension of Rate Contracts etc. have been deliberated.
- iv. The **Delegation of Powers (DoP)** has been revised pertains to **Section B** (Purchase of Materials, Plant Equipment etc). & **Section-C (Works)** vide Office Order No. CS/DoP/2014, dtd. 17.03.2023, pertains to **Section- D** (Sales & Commercial Section) vide OO no. CS/DoP/2023 dated 31.07.2023, pertains to **Section-E** (Miscellaneous & General Matters) vide OO no. CS/DoP/2024 dated 19.03.2024.
- v. In line with the Government Guidelines, a circular to maximize Procurement of Goods & Services through GEM Portal is issued on 05.07.2023 vide circular No. NMDC/DC/23-24/1.
- vi. As a part of SI suggested on inspection of New Electronic Truck Weighbridge near HEM center by Vigilance department, Integration of the "New Electronic Truck Weighbridge near HEM service center at Kirandul Complex" with ERP SAP Module of NMDC has been done.
- vii. With reference to Re-conciliation of deposited amount through Electronic mode like SBI collect, YONO app in Hospital of BIOM Kirandul Complex so as to ensure Transparency, all payments in hospitals are done with YONO app or in accounts of NMDC bank account. YONO app & bank account details for payment is displayed in payment counter of Hospital. The same has been issued vide HOP letter no.HoP/Sectt./2023/13V/1, dt. 27.10.2023.
- viii. In view of the suggestions recommended as the outcome of the study from Vigilance department, a circular has been issued to all Package In-charges and their MECON O&M counterparts at Nagarnar Steel Limited (NSL), Nagarnar to be more vigilant in terms of storage and usages of expired materials at NSL vide letter No. NSL/ Vigilance/2023/10/01, dtd.27.10.2023.



- ix. SOP has been developed and made available in Control Room at BIOM Kirandul complex for CLO Dispatches through truck weighbridge vide HOP letter no.HoP/Sectt./2023/13V/1, dtd. 27.10.2023.
- x. In line with the guidelines from Procurement Manual released by Department of expenditure (DoE) an Office Order vide OO No. NMDC/DoP/2023, dtd.21.11.2023 has been issued for Constitution of Tender Opening Committee(TOC) with approval of Competent Authority as per DoP & on the basis of value of the contract.
- xi. A revised SOP for the diesel bowsers in respect of receipts, issues, storage and consumption of diesel is prepared at Donimalai for better supervision. Reference: HoP vide letter No. DNM/CGM/DM(S)/Vig./20, dt. 06.11.2023.
- xii. Further, Input in line with the applicable instructions of Government as per manual of Procurement for Goods, Services & Works released by DoE and GFR-2017 have been recommended to concerned department for incorporating the same in Updation of Manuals.
- xiii. Contract Management Manual has been updated with incorporation of guidelines of DoE manuals and released on 18.10.2023 in the organization.
- xiv. A circular vide No. HO(Works)/ Contracts/ Vig. Observations/ Guidelines/2024 dated 01.02.2024 has been issued from the Works department where a consolidated list of Deliberation & Action on Vigilance observations suggested in various preventive checks have been compiled. In the circular various point raised by Vigilance Department, such as adoption of Online Tendering/ E- tendering, Preference to MSE bidders, Confirmation of Issuance of documents such as Solvency Certificate, CPBG, EMD, BG etc., proper signing of Integrity Pact, Proper Justification in case of delay in providing Statutory/ Site Clearances, Consideration of Free issue material (FIM) in PQC evaluation, maintaining/ availability of Statutory and other important documents at execution site, Pre-Qualification Criteria (PQC) with respect to Similar nature of work, Deviations from tender terms and conditions in LAC/Agreement,

Delay in tender finalization, Negotiation with L-1 bidder, Approval of Corrigenda/ Addenda, Price variation/ Escalation due to variation in price indices etc. have been deliberated.

- xv. In view of suggestion recommended during inspection of unreleased EMD for the period of Mar'21 to June'23, an office order was issued from NSL vide order no. ED(Sectt)./OO/2024/02 dated 15.02.2024 to ensure compliance towards refund of unsuccessful bidders.

VIGILANCE AWARENESS WEEK:

In line with the directives of the CVC vide circular No. 08/09/23 dtd: 11.09.2023, the Campaign Period & Vigilance Awareness Week-2023 has been observed in NMDC Ltd with great enthusiasm and active participations of employees & all related stake holders from 16.08.2023 to 15.11.2023 (3 months campaign) & 30.10.2023 to 05.11.2023 (Vigilance Awareness Week) respectively on the theme **"Say No to Corruption; Commit to the Nation"** across all the Projects/ regional Offices.

On the Inaugural day of VAW-2023, Integrity Pledge was administered to the employees of NMDC at HO by CVO and Director (Technical) and by respective Project Heads/Regional Managers at Projects and ROS. Hyperlink for taking e-pledge was also provided at NMDC's website.

Various activities including awareness programmes and prescribed individual/inter-departmental competitions like Slogan writing, Essay writing, Elocution, Quiz competition, poster drawing competition on the VAW theme were arranged for the employees during the Vigilance Awareness Week-2023.

At Corporate office, A Run for Vigilance awareness was organized on 31.10.2023 for employees, and school/ college children with huge participation making the theme, a grand success. Apart from HO, the Run was also organized in various Project locations witnessing huge participation.

Apart from the above day-wise activities at Corporate office, Production Projects and Regional offices have also celebrated Vigilance Awareness Week by organizing various knowledge-sharing sessions, workshops on PIDPI and Preventive Vigilance and other outreach activities like skits, PIDPI awareness sessions etc. Large number of participations covering wider groups of employees, their spouses, wards, school/ college students, security staff, contractors, contract labour etc. were involved for creating awareness about vigilance.

As per the CVC guidelines, many employees have undergone training sessions conducted by CVC under "Training of trainers, (TOT)" program on various vigilance related topics like Ethics & Governance, Preventive Vigilance, Procurement, IO & PO training, Cyber hygiene.

During the campaign period, a total of 08 workshops/lectures by eminent speakers expertise in their subject were invited and employees from HO as well as Projects/ROs were nominated to take benefit of such capacity building sessions. Each session witnessed around more than 70 employees covering a huge spectrum of knowledge sharing and awareness session.

For propagation of VAW-2023 theme, wide display of banners & posters, newspaper release/teasers and extensive use of social media was under taken. All the winners/participants of various activities/competitions were given away the prizes during the Valedictory Function held on the concluding day of VAW-2023 at HO and all Projects.

23.0 Impact of the Hon'ble Supreme Court of India Judgement with reference to the Writ Petition (Civil) No.114/2014 dated 02.08.2017

- i) The Company has been legally advised that there is no impact of the Hon'ble Supreme Court of India Judgement with reference to the Writ Petition (Civil) No.114/2014 dated 02.08.2017 on NMDC. However, in case it is found applicable to NMDC at a later date, it may impact the profits of the Company. Meanwhile, the Bailadila Projects of NMDC have received the Show Cause Notices dated 31.07.2018 from District Collector Dantewada as to why NMDC should not be asked to deposit an amount of ₹7,241.35 crores as compensation as calculated by Collector based on the above judgement. NMDC has been asked to submit its response by 31.08.2018. As per the legal opinion received, the above compensation is not applicable to NMDC and hence NMDC will seek legal recourse and contest before the Collector, Dantewada and other appropriate authorities. The company has contested the Show Cause Notice with District collector, South Bastar, Dantewada.
- ii) On 26.09.2019, State Government issued revised show cause notices mentioning reassessed penalties for an amount of ₹ 1623.44 Crores. In this regard, once again, NMDC Ltd. did not accept the penalties imposed by the revised show cause notices.
- iii) Collector – Dantewada issued final demand notices on 15.11.2019 for an amount of ₹ 1390.03 Crores and ₹ 233.41 Crores towards EC Capacity violation and proposed production violation as per approved Mining Plan / Scheme respectively, i.e. total ₹ 1623.44 Crores.
 - (a) NMDC deposited an amount of ₹ 600 Crores on 10.12.2019 under protest to the Chhattisgarh State Govt.,
 - (b) NMDC filed two Writ Petitions (Civil), being No. WPC/612/2020 and WPC/616/2020 challenging validity of demand notices dated 15/11/2019 on the allegation of extraction of iron ore in excess

to the environmental clearance capacity during 2000-2017, have been filed at Bilaspur High Court, C.G. on 22.01.2020. The following reliefs have been sought from the Hon'ble High Court –

- to issue a writ of certiorari or any other appropriate writ order or direction, declaring the levy of penalty and compensation vide impugned demand notice dated 15-11-2019 as illegal, without jurisdiction and violative of Article 19(1)(g) and Article 246 of the Constitution of India.
 - to allow the present writ petition by setting aside the impugned notice dated 15/11/2019 for demand of penalty and compensation towards excess production over the Environment Clearance Capacities.
 - any other relief as deem fit and proper by Hon'ble High Court in the facts and circumstances of the petition may kindly be passed.
- (c) When the matter was listed for hearing on 19.02.2020, the Hon'ble Court after hearing both counsels directed as under:-
 - As prayed, list both the cases on 12th March, 2020.
 - Considering the fact that the petitioner has already deposited more than 600 crore rupees pursuant to the demand notice made, no coercive step further shall be taken against the petitioner till 12th March, 2020.
 - The respondents are directed to produce the statistics as regards the production of the petitioner exceeding the capacity on 12th March, 2020.
 - iv) A revision application No. 12/(01)/2020/RC-II challenging validity of demand notices dated 15/11/2019 on the allegation of extraction of iron ore in excess to the proposed production quantity as per approved Mining Plan / Scheme during 2000-2017, has been filed before Hon'ble Mines Tribunal, Ministry of Mines, Govt. of India, New Delhi on 24.01.2020. The following prayers have been made in the revision application –
 - to set aside the demand of penalties, towards the alleged excess production above the proposed production in the approved Mining Plan / Scheme, since the same is without jurisdiction, illegal, arbitrary, violative of principles of natural justice and ultravires the provisions of MMDR Act - 1957;
 - pass such other orders as Hon'ble Tribunal deems fit under the facts and circumstances of the case, in the interest of justice and in the public interest.
- NMDC is pursuing the matter.

24.0 DIRECTORS' RESPONSIBILITY STATEMENT

Pursuant to Section 134(5) of the Act, the Board of Directors, to the best of its knowledge and ability, confirm that:

- i) in the preparation of the annual accounts, the applicable accounting standards have been followed and there are no material departures;
- ii) they have selected such accounting policies and applied them consistently and made judgments and estimates that are reasonable and prudent so as to give a true and fair view of the state of affairs of the Company at the end of the financial year and of the profit of the Company for that period;
- iii) they have taken proper and sufficient care for the maintenance of adequate accounting records in accordance with the provisions of the Act for safeguarding the assets of the Company and for preventing and detecting fraud and other irregularities;
- iv) they have prepared the annual accounts on a going concern basis;
- v) they have laid down internal financial controls to be followed by the Company and such internal financial controls are adequate and operating effectively;
- vi) they have devised proper systems to ensure compliance with the provisions of all applicable laws and that such systems are adequate and operating effectively.

Based on the framework of internal financial controls and compliance systems established and maintained by the Company, the work performed by the internal, statutory and secretarial auditors and external consultants, including the audit of internal financial controls over financial reporting by the statutory auditors and the reviews performed by management and the relevant board committees, including the audit committee, the Board is of the opinion that the Company's internal financial controls were adequate and effective during FY 2023-24.



25.0 DECLARATION ON MEETING THE CRITERIA OF INDEPENDENCE AS PER THE COMPANIES ACT, 2013 AND SEBI (LISTING OBLIGATIONS AND DISCLOSURE REQUIREMENTS) REGULATIONS, 2015.

The Independent Directors have given a declaration on meeting the criteria of independence as stipulated in Section 149(6) of the Companies Act, 2013 and Regulation 25(8) of SEBI (Listing Obligations and Disclosure Requirements) Regulations, 2015 in the FY 2023-24.

26.0 COMPANY'S POLICY ON DIRECTORS APPOINTMENT AND REMUNERATION

Being a Government company, all Directors on the Board of the company are appointed by the Administrative Ministry, i.e. Ministry of Steel, Government of India and their terms of appointment including remuneration are determined as per extant policies / guidelines of Government of India.

27.0 NUMBER OF BOARD MEETINGS HELD

During the year under review, 8 (eight) meetings of the Board were held. For further details, reference may kindly be made to Corporate Governance Section of the Annual Report.

28.0 NMDC STRATEGIC MANAGEMENT PLAN (NMDC VISION 2025).

A long-term strategic management plan (SMP), 'Vision 2025' has been formulated which envisages an iron ore production capacity of 67 MTPA. This expansion plan includes brownfield expansion of existing mines and developing greenfield mines in partnership with Chhattisgarh Mineral Development Corporation. A joint venture of NMDC & CMDC (NCL) is in process of starting operations from Dep-13 Iron Ore Mine in the Bailadila Region. The Government of Chhattisgarh has notified the allocation of Dep-4 to NMDC in Sep'19 for prospecting and mining operations. Various clearances are in process for development of the Mine.

India is presently the world's second-largest producer of crude steel. In FY'24, the production of crude steel stood at 140 MT with a growth of 14% over the previous year. The growth in the Indian steel sector has been driven by the domestic availability of raw materials such as iron ore and cost-effective labour. Consequently, the steel sector has been a major contributor to India's manufacturing output.

The Government of India announced a production-linked incentive (PLI) scheme for speciality steel. The scheme is expected to attract investment worth ~₹ 400 billion (US\$ 5.37 billion) and expand speciality steel capacity by 25 million tonnes (MT)

to 42 MT by FY'27. NMDC is also reviewing its long-term plan based on the increase in demand & growth in the iron & steel industry after the pandemic. As per National Steel Policy, the country has envisaged increasing its steel production capacity to 300 MTPA by FY'31. The wide range of continuing infrastructure projects could support growth in steel demand to reach our envisaged target of per capita steel consumption of 158 Kg by FY'31 in the long term. NMDC is actively pursuing an Iron Ore Production ramp-up plan to further increase its iron ore production capacity to 100 MTPA by FY'30.

In FY'24, the Company has progressed significantly on various activities to enhance its production capacity completion of various projects and significant progress in other ongoing projects. Rapid Wagon Loading System (RWLS-I) at Kirandul Complex has been completed and Screening Plant (SP-III) at BIOM Kirandul Complex has progressed well in construction activities. Further, NMDC is planning to enhance the EC capacities of mines in the mining complexes of Bailadila and Donimalai. Further to the demerger of NMDC Steel Limited, NSL plant has been commissioned and started production during this Financial Year.

To augment the evacuation capacity from the Bailadila sector, many projects & schemes are being taken up like doubling of KK line, Rowghat-Jagdarpur line, Slurry Pipeline, etc. Doubling of KK line is being executed by Railways as deposit work is in full swing and few completed sections have been opened for traffic. Out of 150 km of planned doubling of railway line, 86% of work has already been completed & the project is likely to be completed by FY'25. The completion of this project will augment the evacuation capacity of the Bailadila sector through the Railway line from 28 MTPA to 40 MTPA.

Activities for Phase-1 of Slurry Pipe Line including 2 MTPA capacity Ore Processing Plant (OPP) at Bacheli, 15 MTPA capacity Slurry Pipeline System (130 km) from Bacheli to Nagarnar and 2 MTPA capacity Pellet Plant at Nagarnar, are under progress. The first phase of project is likely to be completed in FY'26.

Ministry of Coal has allocated two Coal Blocks namely Tokisud North Coal block & Rohne Coal Block on 17th March 2020 for commercial sale & captive purposes. NMDC has appointed MDO for Tokisud North Coal Block and plans to start its operations in FY'26. Various activities like land acquisition etc. are under progress.

Besides the expansion plan, the SMP also envisaged the introduction of systemic interventions in six strategic transformation areas - Business, Operations, Sustainability, Capital

Projects, Human Resource and IT. NMDC has implemented an ERP system across all projects in FY'21, License-to-Operate (the computer-based model in which all the statutory approvals will be brought under one umbrella). Implementation of Mines Transport Surveillance System (MTSS)- Weighbridge automation/ Virtual Fencing/ Geo-Fencing/ GPS/ Proximity Warning Device for dumpers/ CCTV Surveillance/ Wireless Networking has been completed at Donimalai. NMDC has further taken initiative to venture into the fleet management system and it is under final stage of implementation in Bailadila Sector. Efforts are being made to install an automatic (robotic) sampling & analysis system, vision enhancement system, conveyor monitoring system and 3D Volumetric and Laser Scanner System to enhance its digital strength. As a part of its Digital Strategy, NMDC has envisioned to implement the Integrated Command and Control center for its mines by FY 2030.

NMDC is publishing Business Responsibility and Responsibility Report (BRSR) and ESG Report as per the Global standards and is planning to achieve the lobar standards in a time bound manner. As the world is now traversing more uncertainty than ever, NMDC is focusing on building sustainable and resilient businesses to survive in the long run and to make a meaningful contribution to the battle against climate change through an increasing investing environment, social and governance (ESG) initiatives. All Mines of NMDC has been Awarded 5 Star Rating by the Ministry of Mines.

29.0 CHANGE IN DIRECTORS / KMP.

The following changes occurred during the financial year 2023-24:-

- i) Shri Vinay Kumar was appointed as Director (Technical) on the Board of the Company w.e.f. 19th May 2023.
- ii) Subsequent to the end of Financial Year 2023-24, Shri Sanjay Tandon, Part-time Non-official Independent Director tendered his resignation w.e.f. 15th April 2024 due to personal commitments. The Board placed on record its deep appreciation for the invaluable contribution of Shri Sanjay Tandon during the meetings of the Board and Board level Committees.

30.0 AUDIT

a. Statutory Auditors

As per communication received from Comptroller and Auditor General of India, New Delhi, your Company appointed the following firms of Chartered Accountants as Statutory Auditors of the Company for the year 2023-2024:

Sl.No.	Unit	Statutory Auditors
1	Head Office R & D Center SIU & Consolidation	M/s VARMA & VARMA Chartered Accountants # 789, 3 rd Floor, Road No. 36, CBI Colony, Jubilee Hills, Hyderabad Telangana: 500 033
2	Kiradul Complex Bachel Complex SPL, Jagdalpur Vizag Office	M/s M Bhaskara Rao & Co., Chartered Accountants 5-D, 5 th Floor, Kautilya 6-3-652, Somajiguda, Hyderabad, Telangana: 500 082
3	Donimalai Complex	M/s R Bupathy & Co., Chartered Accountants No. 31, 4 th Floor, West Anjaneya Street, Opp. Karanju Anjaneya Temple, Near BMS College, Basavangudi, Bengaluru, Karnataka : 560 004
4	Panna Project	M/s S Kakkar & Co., Chartered Accountants MG Marg, Civil Lines, Allahabad, Uttar Pradesh : 211 001

b. Cost Auditors

M/s B Mukhopadhyay & Co,
Cost Accountants
B 20, Amarabati,
Sodepur
Kolkata – 700 110.

c. Secretarial Auditors

M/s B.R. Agrawal & Associates
Company Secretaries
C/o Goyal Enterprises, Opp Hotel Simran,
Civil Station Road, Raipur, Chhattisgarh-492009

31.0 IMPLEMENTATION OF RIGHT TO INFORMATION ACT, 2005

All the provisions of the RTI Act 2005 are being complied with by the Company. In order to ensure timely disposal of RTI applications, PIOs have been appointed in each of NMDC's Units. A close monitoring of the RTI applications received is done to ensure that the replies are sent in time. Transparency Audit /Third party Audit towards proactive disclosure under RTI Act, 2005 has been conducted.

The details of RTI applications received in Head Office and all the Units of the Company during the period 01.04.2023 to 31.03.2024 are as follows:

	Opening balance as on 01.04.2023	Applications received during the year	Information Provided/denied/forwarded	Balance as on 31.03.2024
Online applications	16	324	324	16
Offline applications	11	86	94	03
TOTAL	27	410	418	19

32.0 DETAILS OF SIGNIFICANT AND MATERIAL ORDERS PASSED BY THE REGULATORS OR COURTS OR TRIBUNALS IMPACTING THE GOING CONCERN STATUS AND COMPANY'S OPERATION IN FUTURE – NIL

33.0 AWARDS RECEIVED BY THE COMPANY

The details of awards received by the Company are as follows:-

- NMDC received Ispat Rajbhasha Samman (Second) from Ministry of Steel for the year 2021-22 from Hon Minister of State for Steel and Rural Development Shri Faggan Singh Kulaste during Hindi Salahakar Samiti meeting at Srinagar on 25th Apr'23.
- NMDC won the 'Mineral Development Award' and the 'Employer Brand of the Year Award' at ASSOCHAM Business Excellence Awards 2023 in Kolkata on 03 Jul'23.
- Donimalai complex has received the prestigious Greentech HR Award 2023 under "the Transformative HR Practices Category" at New Delhi on 21st August 2023.
- KIOM has bagged platinum award "14th Exceed Green Future Environment" organized by Sustainable Development Foundation, New Delhi. The award ceremony was held on 25th August, 2023 at Lucknow.
- Donimalai Iron Ore Mine has received "PLATINUM AWARD" Under Apex India Best Fire & Safety Measures Award 2023 and Kumarswamy Iron Ore Mine has received "GOLD AWARD" Under Apex India Occupational Health & Safety Award 2023 on 28th Aug'23.
- Donimalai Iron ore mine and Kumarswamy Iron ore mines of NMDC received 'Utthama

- Suraksha Puraskara award' from National Safety Council, Karnataka at Bengaluru on 9th Sep'23.
- NMDC received the award of 'Best Organisation with Innovative HR Practices' at the 22nd Asia Pacific HRM Congress in Bangalore on 14th Sep'23.
- NMDC bagged the Champion of Champions Award, sweeping the 17th PRCI Global Communication Conclave 2023, to bring home seventeen Corporate Communication Excellence Awards organised by Public Relations Council of India (PRCI) in New Delhi on 23rd Sep'23.
- NMDC received the "Best Organisation Award' at the 37th Annual Chapter Convention on Quality Concepts 2023 in Hyderabad on 25th Sep'23.
- NMDC won Navratna Award and Mining Minerals Award at the D&B PSU Summit 2023 in New Delhi on 6th Oct'23.
- NMDC, Bachel complex bestowed with Greentech CSR Award, 2023 in 2 categories i.e. 1. outstanding achievements in Rural Development & 2. outstanding achievements in Promotion of Education award function held at Sonmarg on 22nd Nov'23.
- NMDC, Kirandul complex bestowed with Greentech CSR Award, 2023 outstanding achievement in Rural Development award function held at Sonmarg on 22nd Nov'23.
- NMDC, Head office Hyderabad, Kirandul Complex, Bachel Complex, Donimalai Iron Ore mine and Kumaraswamy Iron Ore mine are bestowed with Greentech Environment Excellence Awards, 2023 for outstanding achievements in Environment Excellence during award function held at Sonmarg on 24th Nov'23.
- NMDC received Excellence Awards 2023 for House Journal (Hindi), CSR Project for Women Development, Sustainable Development Report and Annual Report at the National PRSI Awards held at New Delhi on 26th Nov'23.
- Donimalai Iron Ore Mine at NMDC secured the GOLD AWARD in Occupational Health & Safety within the Mining and Metallurgy Sector, recognized by Sustainable Development Foundation, a unit of Har Ek Kaam Desh Ke Naam on 15.12.2023.
- KIOM, NMDC Ltd bagged a total of 6 prizes and DIOM, NMDC Ltd bagged a total of 4 Prizes in Group A1 and KIOM was declared Overall Winner in the group in Safety Week Zone IV held at Chitapur, Orient Cement.
- NMDC has won the "Plaque Award" for excellence in Financial Reporting for the year 2022-23 from ICAI under the Public Sector Entities category held on 13-01-2024.
- NMDC is conferred with SCOPE Eminence Award in the category of Corporate Social Responsibility & Responsiveness by Hon'ble Vice President Shri Jagdeep Dhankhar on 18-01-2024.
- Bachel complex has bagged overall FIRST PRIZE in Annual Mines safety week celebrations -Bhilaspur Region held on 17-01-2024.
- Kirandul complex has bagged the overall 3rd prize in B1 Category in Annual Mines safety week celebrations -Bhilaspur Region held on 17-01-2024 with first prize in Welfare Amenities & HEMM and Workshop categories and second prize in Publicity and Propaganda, Occupational health centre & General working categories.
- NMDC Ltd., Donimalai Complex has won 12 prizes in different categories in the final day function of Mines Environment & Mineral Conservation Week 2023-24 held at Davangere on 20.01.2024.
- NMDC won the "Most Sustainable & Innovative Manufacturing Practices" award at the World HRD Congress & Awards 2024 on 15-02-2024.
- NMDC is awarded for "Best PSU for CSR in Mining and Mineral at the Global CSR excellence and leadership award" on world CSR Day.
- NMDC has won CSR Commitment, Innovation in Mining and HR Excellence awards at the Governance Now 10th PSU Awards held on 22nd March' 24 at New Delhi.
- NMDC BIOM, Bachel has won the Strong Commitment to HR Excellence award at the 14th CII National HR Excellence Awards 2023-24 held on 22nd March'24 at Mumbai.

34.0 VIGIL MECHANISM

NMDC being a PSU, the guidelines of Central Vigilance Commission (CVC) are applicable which provides adequate safeguard against victimization of the employees. The Board of Directors at its 451st meeting held on 20.09.2012 approved the internal Whistle Blower Policy of NMDC. NMDC has effectively implemented its internal Whistle Blower Policy under CVO NMDC, the designated Nodal Officer for the purpose, which has been uploaded in the website of the company under the link <https://www.nmdc.co.in/investors/policies-and-documents>

35.0 DETAILS IN RESPECT OF FRAUDS REPORTED BY AUDITORS UNDER SECTION 143(12) OTHER THAN WHICH ARE REPORTABLE TO CENTRAL GOVT – NIL

36.0 FORMAL ANNUAL EVALUATION OF BOARD, COMMITTEES AND INDIVIDUAL DIRECTORS.

NMDC Ltd., being a Government Company, the terms and conditions of appointment and remuneration of Functional Directors are determined by the Government of India through its Administrative Ministry, Ministry of Steel.

In terms of notification dated 5th June, 2015 and 13th June, 2017 issued by Ministry of Corporate Affairs, Govt. of India, Government Companies have been exempted from applicability of some of the provisions /sections of the Companies Act, 2013 inter alia Sub-sections (2),(3) & (4) of Section 178 regarding appointment, performance evaluation and remuneration.

37.0 IMPLEMENTATION OF RISK MANAGEMENT POLICY

The Board at its 442nd meeting held on 19.01.2012 has approved the Risk Assessment and Risk Mitigation Policy / Enterprise Risk Management (ERM) of the Company. Accordingly, the Company has constituted a Board level Risk Management Committee comprising of Functional Directors (excluding CMD) and one Independent Director. The constitution of the Committee is as under:-

Risk Management Committee

- 1) Shri Vishal Babber, Independent Director
- 2) Director (Finance)
- 3) Director (Commercial)

- 4) Director (Production)
- 5) Director (Personnel)
- 6) Director (Technical)

The Company as a part of its current Risk Management Policy has identified top Risks That Matters (RTMs) and documented Mitigation Plan / Strategy for the same.

During the year under review, two meetings of the Board level Risk Management Committee were held. For details, please refer to the Corporate Governance Report annexed to this report.

38.0 DIVIDEND DISTRIBUTION POLICY

The Board of Directors has approved Dividend Distribution Policy which has been uploaded in the website of the company under the link https://www.nmdc.co.in/cms-admin/Upload/Policies-Documents/ae4bb5f07e7e4654a3f881ccec7b9163_20210920060806207.pdf

39.0 ERP Implementation, Digitalization and IT Infrastructure

In the process of continuous improvement in Digitalisation and Innovative activities, your company has rolled out Dash Boards for the functionalities like Material Module, Quality Management, Human Resource Management & Environment, Health and Safety etc. The company has also launched Ex-employee Portal & Vigilance Complaint Portal.





As a part of automated data capturing on real time basis, Belt Scales weightometers of Plants in Donimalai Mines, Kumaraswamy Mines, Dep-10&11A of Bachelu Mines are integrated with SAP. Integration of Automated Data Capture for other mines is under progress and will be done shortly.

Facial Biometric Recognition System for attendance has been launched also in Kirandul, Bachelu & Donimalai and integrated with SAP.

Towards Revamping of IT Infrastructure & Technology refresh for providing seamless back up and support to ERP and other Future Digital Initiatives, an MOU entered with RailTel for Implementation of IT Network Infrastructure.

Further, automations for digitalisation environment like implementation of Vendor Invoice Management System, development of E-Measurement Book, Integration of SAP with Fleet Management System, Hospital Management System are in process and will be completed shortly.

40.0 COMPUTER & INFORMATION TECHNOLOGY INITIATIVES

1. Structured Digital Database has been created and software implemented for Prohibition of Insider Trading by M/s.MSTC. Necessary training was also imparted to all employees virtually.
2. Implementation of Hospital Management System (HMS) is in progress at all project hospitals of NMDC. It is likely to be completed by 31.05.2024.
3. FortiClient, FortiAuthenticator and FortiSandbox has been implemented to improve the security posture of the company.
4. Barracuda Email Security Gateway has been upgraded to a higher version.
5. Virtual Data Room hosted on the cloud by M/s.DCirrux has been extended for a period of one more year.
6. 200 critical mailboxes of top management and common departmental ids has been moved to Microsoft O'365 and renewed for a period of two years.
7. Migration of SAP Data Centre from M/s.CtrlS, Hyderabad to M/s.Webwerks was carried out successfully with minimum downtime.
8. Network modifications were carried out at 1st Floor Central Wing and R&D Centre at Patancheru.
9. Video Conferencing set up implemented at NMDC RO, New Delhi and NMDC HO, 1st Floor. This includes Wireless Ceiling Mics, Retractable Monitors, Video Cameras and Large Displays.

10. Technical support and assistance is being extended to M/s.RailTel for the upgradation of network infrastructure in progress at all the units of NMDC.
11. Technical support is being extended to the team for implementation of Fleet Management System (FMS) at Bailadila Complex.

41.0 REPORT ON MANAGEMENT DISCUSSIONS AND ANALYSIS

A Report on Management discussions and Analysis as required in terms of Regulation 34 of SEBI (Listing Obligations and Disclosure Requirements) Regulations, 2015 is at **Annexure-I**.

42.0 REPORT ON CONSERVATION OF ENERGY, TECHNOLOGY ABSORPTION, FOREIGN EXCHANGE EARNINGS AND OUTGO UNDER THE COMPANIES (ACCOUNTS) RULES, 2014 IS AT – Annexure-II.

43.0 CORPORATE GOVERNANCE

Report on Corporate Governance is at **Annexure-III**

44.0.EXTRACT OF ANNUAL RETURN UNDER SECTION 92(3) OF THE COMPANIES ACT, 2013.

As required under the provisions of the Companies Act, 2013, the Annual Return is hosted on the Company's website and can be accessed from the link <https://www.nmdc.co.in/investors/financial-details/annual-return>

45.0 BUSINESS RESPONSIBILITY & SUSTAINABILITY REPORT

In compliance with Regulation 34 of SEBI (Listing Obligations and Disclosure Requirements) Regulations, 2015, Business Responsibility & Sustainability Report (BRSR) is at **Annexure-IV**. M/s Bureau Veritas (India) Pvt. Ltd. has been engaged for obtaining reasonable assurance on the same and is available on the link : www.nmdc.co.in/important-links/environment-and-sustainability.

46.0 SECRETARIAL AUDIT REPORT

Secretarial Audit Report in Form No.MR-3 pursuant to Section 204(1) of the Companies Act, 2013 and Regulation 24A SEBI (Listing Obligations and Disclosure Requirements) Regulations, 2015 is at **Annexure-V**.

47.0 GLOBAL COMPACT – COMMUNICATION ON PROGRESS

Report on compliance with principles of Global Compact is at **Annexure-VI**.

48.0 STATEMENT CONTAINING SALIENT FEATURES OF THE FINANCIAL STATEMENT / HIGHLIGHTS OF

PERFORMANCE OF SUBSIDIARIES / ASSOCIATE COMPANIES / JOINT VENTURES (FORM AOC-1) IS ENCLOSED TO THE FINANCIAL STATEMENTS.

49.0 DISCLOSURE OF RELATED PARTY TRANSACTIONS IN FORM AOC-2 IN TERMS OF PROVISIONS OF THE COMPANIES ACT, 2013 IS ENCLOSED AT ANNEXURE-VII.

50.0 REPORT ON CSR ACTIVITIES

Report in terms of the Companies (Corporate Social Responsibility Policy) Rules, 2021 is at **Annexure-VIII**. The Report on CSR inter alia, outlines details of CSR Policy and various CSR initiatives of the company for the year under review.

51.0 COMPLIANCE WITH SECRETARIAL STANDARDS

The Company has duly complied with the applicable Secretarial Standards issued by the Institute of Company Secretaries of India.

52.0 ACKNOWLEDGEMENT

Your Directors gratefully acknowledge the support, cooperation and guidance received from the Ministry of Steel, Ministry of Mines and Ministry of Forests & Environment and other Departments of Government of India and the State Governments of Andhra Pradesh, Chhattisgarh, Karnataka, Madhya Pradesh, Jharkhand and Telangana.

Your Directors acknowledge the support extended by the valued and esteemed international and domestic customers, shareholders, stakeholders, MMTC, Chennai Port Trust, Visakhapatnam Port Trust, Railways and other Departments of the Central and State Governments. We believe that our long-term success is dependant on our domestic customer relationship and responsiveness. We will do everything possible to provide our customers better, timely and value added services.

The success of your Company is due to the commitment and dedicated efforts of the management and employees at all levels. Your Directors place on record their appreciation and also acknowledge the support and co-operation of All India NMDC Workers' Federation and their members for the smooth functioning of the Company's operations.

For and on behalf of the Board of Directors,



(AMITAVA MUKHERJEE)

Chairman and Managing Director (Addl. Charge)
DIN: 08265207

Place : Hyderabad
Date : 20.08.2024

CSR @NMDC



Annexure - I

Management Discussion & Analysis: FY 2023-24

1. NMDC: An Overview

1.1 Introduction

NMDC Limited, established in November 1958, plays a pivotal role in the Indian mining and minerals sector. As a 'Navratna' public sector enterprise under the Ministry of Steel, NMDC is renowned for its significant profitability. The company produces high-quality iron ore with a premium grade of 64% Fe and maintains a strong financial position, enabling significant investment capacity. With over six decades of experience, NMDC has successfully navigated challenging terrains and difficult market conditions and is continuously expanding its global reach. Strategically located near key demand centers, NMDC operates with one of the lowest cash costs (C1) in the industry, making it highly competitive against global counterparts in the iron ore business.

NMDC is the largest iron ore producer in India, consistently demonstrating remarkable performance with an annual production exceeding 40 million tonnes over the past three years. In FY 2024, NMDC reached a significant milestone by producing 45.02 million tonnes of iron ore, surpassing the 45 million tonne mark for the first time. This year, NMDC also resumed operations at its Panna Diamond Project in Madhya Pradesh after a halt of more than three years, demonstrating the resilience and commitment of its stakeholders to achieve growth. Additionally, NMDC expanded its mineral portfolio by initiating production at the Mt. Celia Gold Project through its Australian subsidiary, Legacy Iron Ore Limited (LIOL). NMDC's Tokisud North and Rohne coal blocks in Jharkhand are anticipated to begin production soon, marking another historic first for NMDC as it ventures into domestic coal mining.

NMDC has set ambitious targets to cross 50.0 million tonnes iron ore production with a target of 53.8 MT in FY 2025 & with the ultimate goal of reaching 100 million tonnes by 2030. This endeavor will involve substantial capital investments to expand and enhance the company's mining capabilities and infrastructure. Additionally,

the company plans to diversify into minerals other than iron ore, which are essential for the energy security and net-zero ambitions of the country.

NMDC is dedicated to optimizing its operations and innovating processes to enhance efficiency throughout the organization. The company is continuously working to digitalize its processes, which improves the functioning and management of its activities. Furthermore, NMDC regularly reviews its operational strategies to increase productivity, reduce waste, and improve overall performance, ensuring it remains competitive and efficient in its sector. In FY'24, NMDC has recorded a revenue of ₹ 21,294 crores, with a rise of 21% over last year. NMDC recorded a Profit (before tax) of ₹ 8,012 crores in FY'24 and a net worth of ₹ 25,406 crores (as of 31st March 2024). NMDC has a strong history of rewarding investors with an average dividend payment of around 832.79% (on Face value of ₹ 1 per share) in the last 5 years, which is the testimony to consistently creating value for its stakeholders.

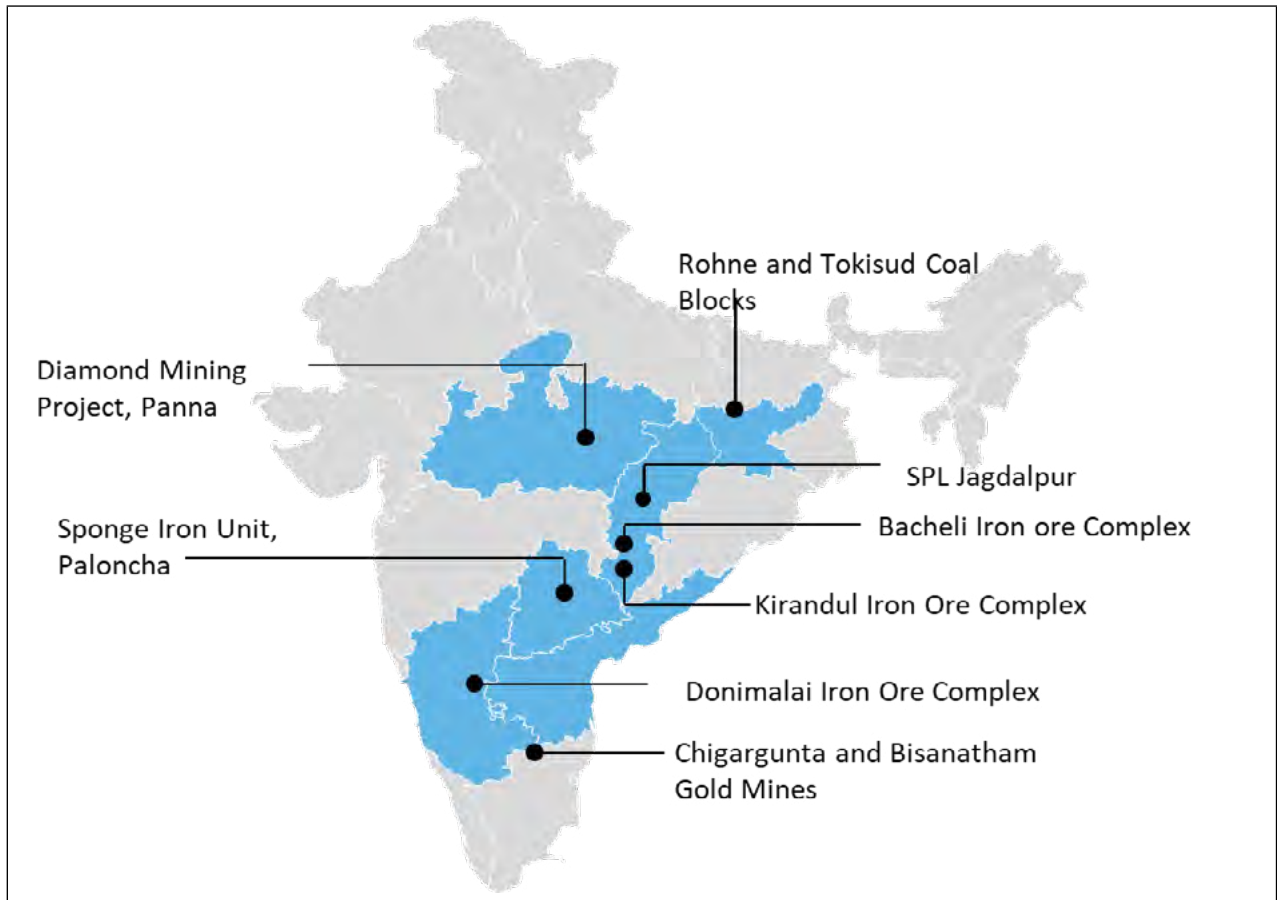
Looking ahead, NMDC remains committed to creating long-term value for all its stakeholders. Beyond financial returns, NMDC places a high priority on the socio-economic development of communities surrounding its mining operations. These efforts highlight NMDC's dedication as a responsible corporate entity, emphasizing inclusive growth and sustainable development.

1.2 Operating Projects

NMDC operates three highly-mechanized iron ore mine complexes in the states of Chhattisgarh and Karnataka. Two of the complexes are located in Dantewada (Chhattisgarh), namely Kirandul Complex and Bachel Complex, that has a production capacity of 37.8 MTPA. The third complex in Bellary (Karnataka), namely, Donimalai Iron Ore Complex has production capacity of 15.62 MTPA (from the two pits- Kumaraswamy & Donimalai). NMDC also has a 1.2 MTPA pellet plant at Donimalai.

NMDC also operates the Diamond Mining Project, Panna (M.P.), which is the only mechanized Diamond Mine in Asia.

Apart from the above, NMDC has wide presence across the country as shown in the map.



1.3 Global Presence

Legacy Iron Ore Limited, Perth, Australia

Legacy Iron Ore Ltd. (Legacy) is an ASX-listed mineral resources company based in Perth, Western Australia, focusing on gold, iron ore and base metals. NMDC has 91.38% equity in the company. Legacy holds 24 prospective tenements across its Mount Bevan, South Laverton, and East Kimberley project areas in Western Australia. The tenements are in various stages of exploration for a host of commodities, including iron (1), gold (20), base metals and tungsten (3).

The Mount Bevan Project in Western Australia is of strategic importance to Legacy. It endows a significant magnetite Mineral Resource of 1.17 billion tonnes at 34.9% Fe (JORC Inferred & Indicated). The project has been the focus of considerable investment, with approximately 21,000 meters of reverse circulation (RC) and 3,000 meters of core drilling for iron ore (haematite and magnetite) and nickel exploration.

Legacy signed a Joint Venture (JV) Magnetite Agreement with Hancock Magnetite Prospecting Ltd (Hancock) to complete a pre-feasibility study

(PFS). Under this arrangement, Hancock will invest and undertake the developmental works in Mount Bevan Project. Currently, Legacy has a 42% interest in the asset. After completing the pre-feasibility studies, Legacy will retain a 29.4% interest in Mount Bevan JV.

Additionally, to further underpin the future potential and strategic importance of the Mount Bevan tenement, Legacy signed a joint venture agreement for lithium and other minerals with Hancock in June 2023. Currently, Legacy has a 55.5% interest in the asset. The Agreement formalizes terms for Hancock to earn-in to all non-iron minerals, focusing on the exploration and development of lithium and other critical minerals.

The South Laverton Project includes Mount Celia, Yilgangi, Yerilla and Patricia North gold assets. Mining Lease for Mount Celia Gold Project has been granted by the Western Australian Department of Mining Industry Regulation and Safety (DMIRS) in the first half of 2023. Mount Celia has a declared JORC-compliant Mineral Resource of 312,600 ounces at 1.39g/t Au supported by 30,173 meters of RC drilling and 1,150 meters of core drilling.

Legacy has commenced Gold mining operations in Mt. Celia Gold Project on 5th November, 2023 and first sale of ore has been done in March 2024. Legacy has entered into an Ore Purchase Agreement (OPA) with Paddington Gold Pty Ltd. The ore is being hauled to the Paddington processing, with payment initiated on the first delivery of each ore parcel. The average Grade and recovery is being determined from Grade Determination Activities (GDA) undertaken by independent drilling contractors and analytical laboratories. The life of a mine for the first phase of mining is approximately 14 months. Resource definition drilling is planned to increase confidence in the Inferred mineral resource and extend the life of the Mt. Celia Gold Operation mine.

The Yilgangi and Patricia North tenements are in the early to mid-stage of exploration maturity. Yilgangi has a Mineral Resource of 10,000 ounces but can potentially develop as a satellite gold deposit for Mount Celia's operation.

The East Kimberley Project is 350 kms south of Kunnunura, Western Australia. It includes Koongie Park, Sophie Downs, Ruby Plains and Taylor Lookout tenements, known to host prospective geology for base metals, gold, rare earth elements (REE) and tungsten mineralization. The East Kimberley tenements are in the early stages of exploration, with first- pass drilling for base metal exploration completed.

International Coal Ventures Pvt. Ltd. (ICVL)

ICVL, a joint venture company of SAIL, RINL & NMDC, acquired a coking/thermal coal mine in Mozambique in 2014 and operation of the same was taken over by ICVL. NMDC holds 26% stake in ICVL. Benga mine, one of the operational asset of ICVL, has produced about 1.24 Million tons in FY'24 (Both low ash & high ash) and exported 1.31 Million Tons.

1.4 Growth Plan

- NMDC has made a comprehensive strategic management plan to enhance its iron ore production capacity to 67 MTPA by FY-26 and further to 100 MTPA by FY-30 to meet the growing requirements of iron ore in the Indian Steel sector. The strategy focuses on growth largely through brownfield expansion of existing mines and improving the evacuation infrastructure.
- NMDC also envisages expanding through the development of Deposit-13 & Deposit-4 (greenfield projects), under a Joint Venture company of NMDC Limited and Chhattisgarh Mineral Development Corporation (NCL).
- In FY'24, the Company has progressed significantly on various activities to enhance its production capacity completion of various projects and

significant progress in other ongoing projects. Rapid Wagon Loading System (RWLS-I) at Kirandul Complex has been completed and Screening Plant (SP-III) at BIOM Kirandul Complex has progressed well in construction activities.

- Further, NMDC is planning to enhance the EC capacities of mines in the mining complexes of Bailadila and Donimalai. Further to the demerger of NMDC Steel Limited, NSL plant has been commissioned and started production during this Financial Year.
- To augment the evacuation capacity from the Bailadila sector, many projects & schemes are being taken up like doubling of KK line, Rowghat-Jagdapur line, Slurry Pipeline, etc. Doubling of KK line is being executed by Railways as deposit work is in full swing and few completed sections have been opened for traffic. Out of 150 km of planned doubling of railway line, 86% of work has already been completed & the project is likely to be completed by FY'25. The completion of this project will augment the evacuation capacity of the Bailadila sector through the Railway line from 28 MTPA to 40 MTPA.
- NMDC is in the process of setting up a slurry pipeline, along with an associated beneficiation plant & pellet plant, in phases, for economical transportation of iron ore to locations from where the pellets/ore can be supplied to the industry.
- Activities for Phase-1 of Slurry Pipe Line including 2 MTPA capacity Ore Processing Plant (OPP) at Bachel, 15 MTPA capacity Slurry Pipeline System (130 km) from Bachel to Nagarnar and 2 MTPA capacity Pellet Plant at Nagarnar, are under progress. The first phase of project is likely to be completed in FY'26.
- Ministry of Coal has allocated two Coal Blocks namely Tokisud North Coal block & Rohne Coal Block on 17th March 2020 for commercial sale & captive purposes. NMDC has appointed MDO for Tokisud North Coal Block and plans to start its operations in FY'26. Various activities like land acquisition etc. are under progress.
- NMDC has developed an intermediate iron ore stockyard at Kumar Marenga in Chhattisgarh for uninterrupted supplies to customers. This stockyard became operational in FY'23.
- NMDC is pursuing the allocation of new iron ore deposits both through participation in auction and reservation through government dispensation route [(section 17A(2A) of the revised MMDR Act, 2015)] for further expansion in capacity.
- As part of the thrust to tap renewable energy sources, NMDC installed wind energy of about 100 MW at Chitradurga, Karnataka State and a 1.5 MW rooftop power plants in various production units.

- To achieve 'Net Zero' by 2040, NMDC requires to plan for renewable energy project of 100 MW. As a step forward, Pre-Feasibility studies of the solar projects on vacant land available at SIU Paloncha (150 MW solar power plant in 150 acres) and at DBM Panthal (20 MW solar power plant in 60 acres) are being taken up.
- Based on the Pre-Feasibility study Reports, NMDC will take appropriate action to install 70 MW solar power plants by 2030 and achieve the "Net Zero" by 2040.

1.5 Exploration & Reserve Estimation:

- NMDC has a dedicated exploration wing at Raipur, fully equipped to undertake the exploration of minerals. NMDC has conducted more than 10,000 meters of core drilling in FY'24, at existing mines. NMDC is also conducting exploration in different blocks of Iron ore, Manganese, & Diamond in M.P. under MOU route. Besides, it has also established a well-equipped Centre for Geostatistics and has a Remote sensing lab at Corporate Office, Hyderabad. NMDC has full-fledged mine planning wings at Corporate office as well as at project sites for orebody modeling, reserve estimation, pit design & scheduling, with advanced software like Surpac, Whittle & Minesched.

1.6 Research & Development:

NMDC operates a state-of-the-art Research & Development (R&D) Centre at Hyderabad, which has been declared as a "Centre of Excellence" by the United Nations Industrial Development Organisation (UNIDO). NMDC R&D centre is dedicated to undertake product and technology development projects related to ores, minerals and steel making to maintain its excellence in process performance. R&D centre has made significant contribution not only to NMDC operating projects but also to Indian industries and is recognized by Department of Scientific and Industrial Research (DSIR). The R&D Centre undertakes different projects to mitigate the operational challenges of different units of NMDC and provide solutions in terms of improvement in the system or change in technology, to achieve a continual enhancement in its processes & operations. The Centre provides solutions to external agencies as well. R&D centre undertakes works related to mineral processing,

flow sheet development, mineralogical studies, material handling & storage, metallurgical studies of iron ore and coal, chemical analysis etc. It is a pioneer in the field of beneficiation and continuously working for development of dry beneficiation technology for different ores and minerals. It is endowed with state of art laboratory equipment to analyze different minerals, coals, metals and non-metals. R&D center has developed technology for dry beneficiation of iron ore using compressed air, and patent for same was filed in the year 2020 with application no 202041006098. NMDC holds 21 patents for its innovations at R&D centre. NMDC innovation and incubation centre (NICE) launched with i-TIC foundation, IIT, Hyderabad and running successfully for last five years.

2. Industry Structure & Developments

Market Environment

2.1 Economy:

2.1.1 Global:

1. The world economy is expected to continue growing at a rate of 3.2 percent during 2024 and 2025, maintaining the same pace as seen in 2023. Global inflation is expected to decline steadily, from 6.8 percent in 2023 to 5.9 percent in 2024 and further to 4.5 percent in 2025. Advanced economies are anticipated to return to their inflation targets sooner than emerging developing economies.
2. The risks to the global outlook are now broadly balanced. On the downside, new price spikes might stem from geopolitical tensions such as the war in Ukraine and the conflict in Gaza and Israel.
3. Without a comprehensive response to its troubled property sector, China's economic growth could potentially decline.
4. Growth in **India** is expected to remain robust. This strength reflects ongoing domestic demand and a growing working-age population.
5. **Russia** experienced growth in 2023 due to strong government spending and investment related to the war, alongside higher consumer spending due to a tight labour market and strong oil export revenues amidst Western sanctions.

Overview of World Economic Outlook Projections (GDP Growth %)

Region/Country	Projections			
	2022	2023	2024	2025
World	3.5	3.2	3.2	3.2
Major Advanced Economies (G7)	2.2	1.7	1.7	1.6
Other Advanced Economies	2.7	1.8	2	2.4
US	1.9	2.5	2.7	1.9
EU	3.6	0.6	1.1	1.8
UK	4.3	0.1	0.5	1.5
Canada	3.8	1.1	1.2	2.3
Emerging market & developing economies	4.1	4.3	4.2	4.2
Russia	-1.2	3.6	3.2	1.8
China	3	5.2	4.6	4.1
India*	7.0	8.2	6.6	6.75
Brazil	3	2.9	2.2	2.1

Source: IMF, Deloitte Insights, Economic Survey

Note: * For India, the data and forecasts are presented in a fiscal year basis with FY 2022-23 (April'22 – Mar'23) shown in the 2022 column.

2.1.2 India

Owing to the stronger than expected growth in FY 24, India’s nominal GDP for 2023-24 is estimated to attain a level of ₹295.36 lakh crore¹. The real GDP growth rate for the full year stood at 8.2%² in the fiscal year 2023-24. Strong domestic demand for consumption and investment, along with Government’s continued emphasis on capital expenditure are seen as among the key drivers of the GDP in FY24.

According to the Economic Survey 2023-24, inflation has shown a notable moderation in FY 24. After averaging 6.7% in FY23, retail inflation experienced a decline to 5.4% in FY24. Contrary to the global trend of widening fiscal deficits and increasing debt burdens, India has pursued fiscal consolidation, reducing its fiscal deficit from 6.4% of GDP in FY23 to 5.6% in FY24. India’s external sector is being adeptly managed, characterized by comfortable foreign exchange reserves and a stable exchange rate. As of March 2024, forex reserves were sufficient to cover 11 months of projected imports. These indicators collectively reflect a path towards enhanced economic stability and strength. There has been immense public sector capital investment which has led to tangible and transformative ramp-up of physical and digital infrastructure in the country.

Major factors contributing to the growth outlook include digital revolution, a facilitating regulatory environment supportive of entrepreneurship,

measures targeted at economic upliftment of the most vulnerable sections of the society, developing niche and complex manufacturing sectors while building the supporting physical infrastructure, and efforts directed at diversifying its export basket and moving toward higher value-added products. This year is a significant landmark in India’s status among the global comity of nations, owing to some of the major strides such as hosting G20 Presidency, reaching the South Pole of the Moon via Chandrayaan-3 spacecraft, and achieving fastest deployment of 5G globally, among others.

Indian economy is now better placed to take on following emerging challenges- end of hyper globalization in global manufacturing, advent of Artificial Intelligence, and energy transition. Priority areas for future reforms include enhancing skills and improving learning outcomes, strengthening health systems, ensuring energy security, reducing regulatory burdens for MSMEs, and promoting gender equality in the labor force. Each of these areas is critical for building a resilient and inclusive economy.

In FY 25, real GDP is expected to lie between 6.5%-7% with a considerable scope for the growth rate to rise above 7% by 2030. India has emerged as the fastest-growing major economy in the world and is expected to be one of the top three economic powers in the world over the next 10-15 years.

¹ Economic Survey 2023-24

² Economic Survey 2023-24

2.2 Iron Ore Industry Outlook

2.2.1 Global: Steel & Iron Ore

Global crude steel production witnessed an increase of 0.4%, rising to 1.892 billion tons in 2023 from 1.885 billion tons in 2022. China was responsible for approximately 54% of global crude steel production in 2023. China's crude steel output decreased by 2.8% year on year to 1.035 billion tons in 2021 and further decreased by 1.64% year on year to 1.018 billion tonnes in 2022. In 2023, crude steel output remained flat compared with 2022 volumes, mainly due to the

curbs on China's crude steel production, which can be attributed to the government's target to reduce carbon emissions.

Indian crude steel production increased from 125 million tonnes in 2022 to 140 million tonnes in 2023 (12% increase). Production in Japan, the third largest globally, dipped to 87 million tonnes in 2023.

Russia's steel output rose to 75.8 million tonnes in 2023. Steel production in Germany, Europe's largest steel producer, reached 35.4 million tonnes in 2023, a 3.8% year-on-year decline.

Country	Crude Steel Production 2023 (MT)	Crude Steel Production 2022 (MT)
China	1,019	1,018
India	140	125
Japan	87	89
United States	81	81
Russia	76	72
South Korea	67	66
Germany	35	37
Turkiye	34	35
Brazil	32	34
Iran	31	31
Others	290	297
World Total	1,892	1,885

Source: WSA

In 2024, steel demand is expected to see an increase of 1.9% to 1.849.1 billion tonnes, growth is expected to accelerate in most regions, but deceleration is expected in China. Global Steel Market is projected to reach 1.98 - 2.3 billion tonnes by 2030, growing at a CAGR of 0.7 - 2.9%³. The construction sector is projected to record 2.6% CAGR & Machinery Sector is expected to grow at 2.8% CAGR⁴.

In 2023, global iron ore production reached 2.5 billion tonnes. Australia and Brazil collectively accounted for approximately 56% of the total, producing 960 million tonnes and 440 million tonnes respectively. China followed as the third-largest producer, contributing 280 million tonnes. India also played a significant role in the global market, ranking as the fourth-largest producer with a production of 251 million tonnes.

As per IEA's projection, steel production is estimated to reach 2.5 billion tonnes in 2050 in a sustainable development scenario if the steel industry wants to achieve the goals of the Paris Agreement (direct CO₂ emissions to fall by 50% by 2050 over the forecast period). Global iron ore consumption is expected to stabilize in the future, and a gradual shift is anticipated in crude steel production methodology. Moving away from the traditional blast furnace-basic oxygen furnace (BF-BoF) route, there is a trend toward adopting scrap and direct reduced iron (DRI)-based electric routes. This shift is occurring within the context of the broader energy transition landscape, reflecting an increasing focus on more sustainable and energy-efficient production methods.

2.2.2 India: Steel & Iron Ore

- India is the second-largest producer of crude steel globally with 143.6 million tonnes of crude steel production in FY 24, registering an increase of ~15% compared with 125 million tonnes produced in FY 23⁵.

⁵ Ministry of Steel- Monthly Summaries

- Finished steel consumption in FY24 stood at 135.9 million tonnes⁶, ~14% higher than previous year, indicating robust demand.
- The buildings and construction industry are the primary demand drivers, followed by the capital goods and automotive industry. The Indian government's initiatives and schemes, such as GatiShakti Master Plan, Make in India, Pradhan Mantri Awas Yojna - Housing for all, Urban infrastructure development scheme for small and medium towns, etc., have created prospects for significant consumption of steel.
- In CY 2023, India's per capita steel consumption stood at 93 kgs⁷, substantially lower than the global average of 219 kgs. However, India's steel consumption is increasing at one of the fastest rates worldwide. This contrasts with other regions, where slower growth rates have contributed to a slight decline in overall global per capita steel consumption.
- The iron ore mining sector experienced substantial growth in FY 2024, with total production reaching 275 million tonnes. The production of iron ore has increased from 72 million tonnes in Q1 FY 2023-24 (April-June) to 79 million tonnes in the same period for FY 2024-25, reflecting a growth of 9.7%⁸. This growth can be attributed to several factors, including increased steel production, the expansion of existing mines, the commencement of new domestic iron ore mines, and a rise in exports.
- In FY 2024, the leading iron ore merchant miners included NMDC, OMC, and Rungta Mines, and key captive players being Tata Steel, SAIL, and JSW. Iron ore exports surged by 125% to 48 million tonnes⁹, driven by the removal of export duties on low grade iron ore and bolstered by high production levels.
- As per National Steel Policy 2017, the crude steel production target for India stands at 255 million tonnes for FY 30, with the crude steel capacity reaching 300 million tonnes. To achieve these targets, there would be an iron ore requirement of around 437 million tonnes, as per NITI Aayog. The iron and steel industry is anticipated to witness a shift in the process route share for steel production, with an expected increase in the share of the BF-BOF route. Additionally, there will be increased utilization of ferrous scrap.

Table 2 BOF-EAF-IF process route share: India

Year	BOF	EAF	IF
2022-23 ¹⁰	46.22%	22.17%	31.61%
2030-31 ¹¹	60-65%		35-40%

Table 3 Ferrous Scrap Utilization (in India)¹²

Year	Utilization (MT)
FY 21	18.36
FY 22	26.74
FY 23	25.11
FY 24	32.76
FY 30 (P)	55

- NMDC, being the largest producer of iron ore in India, is preparing itself to cater to this upcoming demand and contribute to the nation by setting itself ambitious goals to achieve in 2030.
- The Indian iron and steel industry holds a positive outlook attributed to its robust demand, supportive policies, and competitive advantages, including the easy availability of low-cost manpower and the fifth largest iron ore reserves in the world.

⁶ Ministry of Steel- Monthly Summaries

⁷ WSA

⁸ PIB Release

⁹ Big Mint

¹⁰ Joint Plant Committee Annual statistics 2022-23

¹¹ National Steel Policy 2017

¹² SteelMint

3. NMDC – Opportunities & Threats

a) Opportunities

- i) Envisaged growth in domestic steel production on account of the factors mentioned below would lead to higher demand for Iron Ore in the country:
 - The construction and infrastructure sectors account for more than 60 percent of the overall steel consumption. The infrastructure development activities by the Government of India to drive the growth of the construction, automotive, consumer durables sectors etc. are expected to boost the iron and steel sector demand in India.
 - India's low per capita steel consumption and ample scope of urbanization, rural steel consumption is expected to play a pivotal role in the Indian steel industry's growth. Multiple key initiatives by the government along with a host of consumption enablers are expected to drive up the steel demand in key end-use sectors of the rural economy (food processing and storage, agriculture and farming, dairy and animal husbandry, and rural infrastructure development). Government initiatives for Self-Reliant India creating new avenues to set-up new industries is leading to demand in iron and steel.
 - Numerous foreign companies are setting up their facilities in India on account of various Government initiatives like Make in India and Digital India.
 - The government envisages bringing India's GDP to US\$ 5 trillion by FY25 and achieve upper-middle income status on the back of digitization, globalization, favorable demographics, and reforms that will create demand for steel in the domestic market.
 - Increase in demand for high-grade ore worldwide considering environmental concerns. NMDC's iron ore is one of the best grades of ore in the world.
 - Continuous thrust by the government to use domestically manufactured iron and steel products in government procurement.
 - Further capacity addition by steel players in near future.
- ii) IMF projections of 6.8% GDP growth in 2024, Production Linked Incentive scheme for specialty steel sector expected to attract additional investment of ₹ 40,000 Cr, PM Gati Shakti–National Master Plan for multi-modal connectivity to reduce the logistic costs- All are expected to drive the steel demand vis-à-vis iron ore demand in future.

- iii) Provisions under MMDR Act, 2021 such as grant/extension of mining lease for the government companies on the payment of additional revenue, transfer of statutory clearances valid till the expiry of ML will give NMDC competitive advantage over others.
- iv) Development of National Mineral Index could help in further driving the profitability and investments in metal mining sector.

b) Threats

- i) Rising inflation can impact consumption and lead to fiscal tightening increasing the cost of borrowings affecting investments.
- ii) Intensification of geopolitical tension in Europe can disrupt the whole market dynamics.
- iii) Uncertainty in export duties of iron ore, pellets can lead to volatility in the prices of iron ore, further leading to reduced iron ore demand.
- iv) Demand for Iron ore may fall in the international market in long term due to the decline in the Chinese steel production, and shift towards EAF/IF route for recycling scrap steel.
- v) New iron ore leases being auctioned and the recent amendments to MMDR Act allowing sale of 50% of the iron ore production of captive mines in open market may lead to increase in supply of iron ore and increase the competition in the market.
- vi) Backward integration by Steel makers into iron ore mining after the start of auctioned mines will affect the demand from the customers of the Company.
- vii) Indian iron ore industry will continue to be uncompetitive on a global level due to higher rates of royalty and other levies such as DMF, NMET, Export duty etc. as well as significantly higher logistics costs.
- viii) Increasing regulatory pressure on environment, health & safety and sustainability.
- ix) Disturbances due to Maoist activities in Bailadila region from where the majority of NMDC's production comes. At the same time, the location of Bailadila has a logistic disadvantage.

NMDC's business would continue to be affected by developments impacting the demand-supply scenario & price fluctuations of iron ore in both the global and domestic markets.

4. Segment-wise or Product-wise performance

4.1 Physical Performance of NMDC

Details	2019-20	2020-21	2021-22	2022-23	2023-24
Production:					
Production of Iron Ore WMT (In lakh tonnes)	314.89	341.50	421.88	408.17	450.22
Production of Sponge Iron (tonnes)	NIL	NIL	NIL	NIL	NIL
Production of Diamonds (carats)	28,537.23	13,681.01	NIL	NIL	295.61
Production Pellets (in tonnes)	1,10,482	83,751	1,82,299	2,02,330	2,63,053
Sales:					
Sale of Iron Ore (in lakh tonnes)	315.16	332.52	406.68	382.23	444.81
Sale of Diamonds (carats)	33,722.99	22,248.84	25,218.95	NIL	NIL
Sale of Sponge Iron (tonnes)	1,943.88	NIL	NIL	NIL	NIL
Sale of Pellets (tones)	85,793	92,774	1,96,972	1,88,988	2,40,126

4.2 Financial Performance of NMDC

(₹ in Cr.)

Details	2019-20	2020-2021	2021-22	2022-23	2023-24
Sale of Iron Ore	11,569.00	15,233.70	25,546.66	17,447.40	21,049.47
Sale of Diamonds	34.29	21.10	62.93	NIL	NIL
Sale of Wind Power	5.40	5.17	4.99	6.08	6.25
Sale of Sponge Iron	4.39	NIL	NIL	NIL	NIL
Sales- Pellet	55.55	73.50	222.11	165.50	232.40
Sales – Others	30.59	36.59	45.10	47.91	5.69
Turnover	11,699.22	15,370.06	25,964.79	17,666.88	21,293.81
EBITDA	6,426.69	9,146.27	13,349.27	8,048.16	8,428.59
PBT	6,123.48	8,901.10	13,023.36	7,637.52	8,013.30
PAT	3,610.12	6,253.05	9,447.59	5,528.63	5,631.89
Dividend	1,619.72	2,274.15	4,319.72	1,934.21	2,124.69
Dividend as % of PAT	45%	36%	46%	35%	38%

5. Outlook for NMDC

NMDC proposes to augment its production capacity of iron ore to 67 million tonnes by FY'26 and further to 100 MT by FY'30. It has also embarked on value addition projects by setting up a 1.2 MTPA pellet plant utilizing slimes in Karnataka and a 3.0 MTPA integrated steel plant in Chhattisgarh (Now demerged as a separate legal entity as NMDC Steel Limited). The NSL has been commissioned during August 2023. NMDC-CMDC Limited (NCL), a JV company of NMDC Limited & CMDC Limited, will also start production from Dep-13 through MDO in the near future. Dep-4 has been also allocated to NCL, which will add further value to NMDC production & profit numbers. NMDC has also developed an intermediate stockpile at Kumar Marenga near Jagdalpur to ensure an uninterrupted supply of ore to the customers. To augment evacuation capacity, NMDC is supporting on doubling of K-K line (Kirandul- Kotvatsala), Rowghat-Jagdalpur line, Slurry Pipeline, etc. Legacy iron ore Limited, Perth Australia which is a subsidiary of NMDC has started Gold mining at Mt. Celia during this FY.

To diversify further its business, NMDC is planning to start one of the Coal Mine, namely Tokisud North, Jharkhand in FY'25. NMDC will also start actions to operationalize the other allocated Coal Block, Rohne, in the next 2-3 years.

NMDC is preparing its Diversification & International Expansion Strategy to venture into various identified minerals & geographies & will continue to look for opportunistic assets based on the recommendation & strategy in the formulated report.

NMDC is committed to focusing on maintaining cost competitiveness in the global and domestic markets in a scenario where prices are expected to remain subdued. Further, NMDC is taking various initiatives towards automation & digitization of its operation to further improve its cost competitiveness.

Along with robust strategic planning to support its growth agenda, NMDC continues to enhance organizational capabilities and other enablers to achieve its short-term and long-term objectives.

6. Risks and Concerns

NMDC is exposed to sharp fluctuations in demand for its products and volatility in prices. Falling prices of iron ore, especially in international market will support the import by the steel players & exert pressure on domestic supply & prices.

Introduction of Auction rule has increased risks for NMDC as its major customers have acquired captive mines in mineral-rich states, mainly JSW & AM-NS. Both JSW & AMNS have already started production from newly acquired mines & planned to increase it further in the near future. New tranches of auction are likely to add further capacity of iron ore to steel players as well as other merchant players in near future. This is likely to adversely impact the market for NMDC over the medium to long term.

One of the major risks that NMDC is facing is the disturbances due to Maoist activities in Bailadila region. The Company is in contact with the Government agencies at all levels for support and protection of its employees and installations.

Although NMDC is entering into Coal Mining, the opening of the Coal sector for Commercial mining will increase the competition for NMDC in the short to medium term.

Timely enhancement of evacuation capacity in line with production plans also remains a potential risk. This could impact production and inventory levels for NMDC.

7. Internal control systems and their adequacy

Necessary disclosure in respect of Internal Control Systems and their adequacy has been made in Annexure-C to the Independent Auditors' Report dated 27th May, 2024 which forms part of the Annual Report.

8. Discussion on financial performance with respect to operational performance

During the year under review, the Company's revenue from operations increased by 21% from ₹ 17667 crores to ₹ 21294 crores mainly on account of:

- Increase in Iron ore Sales quantity by 16.37% from 382.23 Lakh Tons to 444.81 Lakh Tons.
- Realization was higher by 3.65% during this period from ₹ 4565/- per ton to ₹ 4,732/- per ton.

Details on financial performance with respect to operational performance are given in detail in the Directors' Report.

9. Material developments in Human Resources/ Industrial Relations front, including number of people employed.

The human capital of NMDC has been its key driving factor and its greatest asset. The company has made concerted efforts in keeping the workforce highly engaged and motivated.

On one hand, continuous improvement is made to improve the quality of life at the townships with investments in parks, community halls, up-gradation/construction of new quarters, clubs, gymnasium, facilities for different sports such as tennis, badminton, table-tennis, cricket, etc. NMDC has also taken revisions in various welfare measures & advance from time to time. It also focuses on various types of insurances beneficial to the employees.

During Covid time, NMDC has taken various initiative to give the health & safety of the employees' utmost priority. Apart from supporting the employees in various sanitization & health measures, Ex-Gratia of ₹ 15 Lakhs for deceased employees' family has been also started, which is over and above the existing facility of payment of last Basic + DA every month for family of deceased employees. Various additional facilities for families of deceased employees have also been extended.

Training and skill up-gradation forms an important area where assessment is first made to understand employee needs and concerns and then, appropriate training programmes are organized throughout the year. Even during Covid time, NMDC continued its training programs through Web-based learning initiatives. NMDC has further

associated with reputed institutes like IIM, IIT and ISB for imparting training.

NMDC has also started happiness building initiative by imparting specific training in line with IKIGAI, on happy workplace. As a result of the all-round measures being taken by the company, attrition from NMDC has been marginal, despite remote locations of the NMDC mines.

It is worth highlighting that industrial relations have been cordial all along during the year. Any difference is sorted out through bipartite discussions at appropriate fora. The cooperation and support of workmen represented by All India NMDC Workers Federation (AINMDCWF) in this regard are praiseworthy.

Keeping in view the various diversification projects like Pellet Plant etc., & expansion of existing projects, the company has taken initiative to train its existing manpower and also to go for fresh induction.

Further, a total of 207 posts have been advertised and filled through direct recruitment in FY'2023-24. All were provided on-the-job and off-the-job training in order to prepare them for taking up the challenges of working in NMDC's production projects, as well as any new venture that Company may like to take up. The further recruitment process is in progress for upcoming projects.

During the last five years, the number of people on rolls as on 31st March is as follows:

2019-20	:	5,722
2020-21	:	5,569
2021-22	:	5,539
2022-23	:	5,713
2023-24	:	5,630

10. Details of significant changes in Key Financial Ratios:

Details of significant changes (i.e changes in 25% or more as compared to the immediately previous financial year in key financial ratios)

- 1) Debt Equity Ratio : 0.13 (P.Y. 0.09)
Increase in Short term borrowings: Short term working capital loan and Bill discounting for ₹ 1,235 crore.
- 2) Debt Service Coverage Ratio: 1.76 (PY 2.70)
Increase in Short term borrowings: Short term working capital loan and Bill discounting for ₹ 1,235 crore.
- 3) Trade receivables Turnover ratio: 5.42 (PY 4.13).
Increase in revenue from operation by 21% (Current Year Turnover increases to ₹ 21,294

crore from ₹ 17,667 crore against previous year 2022-23).

- 4) Trade payable Turnover ratio: 8.78 (PY 5.67)
Increase in purchase by the company by 14% over the previous year.
Sector Specific equivalent ratios as applicable.

11. Details of any change in Return on Net Worth as compared to the immediately previous financial year along with a detailed explanation thereof (For Standalone Basis)

	2023-2024	2022-2023	(% of Change)
Net Worth (₹ In crore)	25,406	22,332	(+) 13.76 %
PAT (₹ in crore)	5,632	5,529	(+) 1.86 %
Return on Net Worth	22.17(%)	24.76(%)	

The Company has declared 1st Interim Dividend for FY 2023-24 @ ₹ 5.75 per share in the month of Dec 2023 and Final Dividend for FY 2023-24 @ ₹ 1.50 per share in the month of March 2024.

Amount outgo towards 1st interim Dividend is ₹ 1,685.11 crores. The share of Government with equity stake of 60.79% is ₹ 1,024.44 crores.

12. Sustainability

NMDC is publishing Sustainability Report as per the Global Reporting Initiative (GRI) Standards, capturing initiatives taken by NMDC over the years in Economic, Environmental and Social aspects. As the world is now traversing more uncertainty than ever, NMDC is focusing on building sustainable and resilient businesses to survive in the long run and to make a meaningful contribution to the battle against climate change through an increasing investing environment, social and governance (ESG) initiatives.

12.1 Environment:

- The environmental monitoring studies are conducted through recognized laboratories of MoEFCC/ CPCB, covering all environmental parameters. Based on the results of environmental monitoring studies, it is concluded that all environmental parameters are well within the limits during FY 23-24. A total of 6 nos Continuous Ambient Air Quality Monitoring Stations (CAAQMS) have been installed at Bachel project (2 nos), Kirandul project (2 nos) and Donimalai Project (2 nos) for recording of Ambient air quality parameters such as PM10, PM2.5, SO2, NOx and CO in real time. 2 no.s of CAAQMS were installed at Kumaraswamy Iron Ore Mines during June'23.

- Every year Carbon Footprint studies are being conducted for disclosure of Greenhouse Gas Emissions under Carbon Disclosure Project (CDP). Water Audit is conducted at regular intervals at all projects of NMDC and recommendations of audit are being implemented to conserve water and to improve the efficiency of motors / pumps, arrest leakages, etc. Apart from this regular maintenance of water appurtenances is being done.
- Sustainable Mining Initiative audit is being done at all Iron Ore Mining projects of NMDC and recommendations are being implemented.
- The R&R works suggested by M/s Indian Council of Forest Research and Education (ICFRE, Dehradun) in the Environmental Management and Reclamation & Rehabilitation Plan for Kirandul Complex, Chhattisgarh and in Donimalai Complex, Karnataka are under implementation stage. The R&R plan for Bachel complex is under final stage of submission and the reclamation measures suggested by ICFRE will be implemented.
- R&D works in the field of air, water, solid waste etc. were undertaken by engaging institutes of repute such as ISM Dhanbad, NIT – Raipur and VNIT – Nagpur.
- The environmental pollution control works are undertaken such as de-silting of check dams / check bunds, tailing dams, construction of buttress walls at toe of waste dumps and geo-coir matting for stabilization of waste rock dumps.
- About 96 nos wells are being monitored for water quality and water levels covering all 4-seasons in a year at iron ore projects. Studies are revealed that there has been an increasing trend in the ground water level due to hydraulic loading by the existing check dams and check bunds. Limited usage of ground water and continuous recharge helped in the process.
- NMDC has set-up Sewage Treatment Plant (STP) with advanced treatment technology (Sequential Batch Reactor) at Bachel (2 MLD) and Donimalai (3 MLD) township for treatment of domestic waste water. STP works are in progress at Kirandul (3 MLD) and the treated water will be reused for green belt development.
- About 3 million saplings were planted in and around NMDC projects covering an area of 2300 Ha. NMDC is also actively contributing funds to Government of Chhattisgarh flagship programme “Hariyar Chhattisgarh” for undertaking block plantation in the state of C.G by CGRVVN Limited.

12.2 Health & Safety

- Health & Safety continue to be our priority with employees & contractual workmen at our projects adhering to the SOPs & safety norms. NMDC appreciate that safety is a journey & is committed to continually improve its performance and set high standards.
- NMDC has its training centers in all its projects. They are equipped with infrastructure as required under Mines Vocational Training Rules. These centers cater to the needs of basic training, refresher training and training for skilled workers and also for those injured on duty.
- Health & Safety continue to be our priority with employees & contractual workmen at our Projects adhering to the SOPs & Safety norms. NMDC appreciate that safety is a journey & is committed to continually improve its performance and set high standards.
- In each mining project of NMDC sufficient number of Workmen Inspectors are nominated/appointed for Mining operations, Mechanical and Electrical installations as per statutory requirements for carrying safety inspections.
- Mine Level Tripartite Safety Committee Meetings have been conducted in each of the operating mines. This meeting is conducted once in a year at project level with senior officials, Union Representatives and DGMS Officials in which Safety Performance and its appraisal are made and the recommendations are implemented.
- Corporate Level Tripartite Safety Committee Meetings are being held regularly once in a year at Head Office and the recommendations are implemented.
- Safety Committees have been constituted in every operating mine and pit safety meetings are held every month discussing the safety matters and corrective actions related to work atmosphere.
- In order to ensure that safety systems are up to date & also comply with the latest safety regulations, a cross-project internal safety audit has been started in NMDC.
- Safety Management system has been implemented in all our mines. Risk Assessment studies are being conducted regularly.
- NMDC provides extensive safety training programmes to inculcate safety habits & mindset at work to its employees. Behavioral based safety trainings are also given to the employees.
- Severity Rate for the year 2023-24 is 11.15.
(Severity Rate = Man-days lost per 100000 Man-days worked).

OHS Activities:

Occupational Health Services have been provided with adequate manpower and infrastructure and are functioning in full-fledged manner at all the projects, headed by Qualified Doctors trained in OHS at Central Labour Institute, Mumbai.

Periodical Medical Examination under statute is carried out regularly in all the projects.

NMDC strives to ensure that workers are not exposed to occupational hazards that negatively affect their health. NMDC also has well equipped hospitals with capable medical teams available 24/7 to support the health & wellbeing of the workers & the surrounding community.

12.3 Corporate Social Responsibility

- **CSR is raison d'être of NMDC and not just a part of business strategy.** NMDC's CSR programmes are carried out in areas which are remote, backward and face serious law and order problems due to left-wing extremism. The area is among the most backward regions of India and inhabited

predominantly by Scheduled Tribes and Scheduled Caste population who are poor, underprivileged, deprived, suffer malnutrition and devoid of support for their socio-economic needs. It is only because of its strong focus on social responsibility programmes aiming at enhancing the quality of life of the local communities that NMDC has been successfully mining in these areas.

- NMDC is the model PSE in the field of CSR and its model of stakeholder consultation mechanism for implementation of its CSR has been recommended by Department of Public Enterprises, Government of India for emulation by all other CPSEs.
- The Company is investing substantially in promoting education, development of physical infrastructure, providing healthcare services & clean drinking water along with imparting technical skill sets aimed at enhancing employability & income generation etc. among other initiatives primarily in surrounding areas of its operations.

Detailed disclosure on CSR forms part of the Annual Report.



Annexure – II

CONSERVATION OF ENERGY, TECHNOLOGY ABSORPTION, FOREIGN EXCHANGE EARNINGS AND OUTGO UNDER COMPANIES ACT, 2013

About NMDCs' R&D Centre:

NMDC's Research & Development Centre consistently delivers significant advancements in process and technology development, specifically targeting the ore and minerals sectors. The R&D centre focuses on innovative solutions and technologies that enhance the extraction, processing, and utilization of various mineral resources. The centre possesses the expertise and infrastructure necessary to manage a wide array of projects including mineral beneficiation, mineralogical studies, material handling and storage, metallurgical investigations of iron ore and coal, and complete chemical analyses.

Our R&D centre plays a crucial role in supporting NMDC's existing operations and its future initiatives. Our expertise is also sought after by a diverse range of organizations in both public and private sectors, globally, involved in iron ore, coal, and other related industries.

Equipped with state-of-the-art laboratory facilities, the R&D centre is capable of analyzing a variety of materials including minerals, coal, metals, and non-metals. Our advanced equipment includes Automatic Mineral Analyser (AMA), X-ray Diffraction (XRD), Wavelength Dispersive X-ray Fluorescence (WD-XRF), Inductively Coupled Plasma Atomic Emission Spectroscopy (ICP-AES), Graphite Furnace Atomic Absorption Spectrometry (GFAAS), Scanning Electron Microscopy (SEM), and other specialized apparatus such as a pilot coke oven, blast furnace simulation systems, and a range of mechanical and chemical testing tools.

The centre has implemented Integrated Management System that encompasses ISO 9001:2015 for Quality Management, ISO 14001:2015 for Environmental Management, OHSAS 18001:2007 for Occupational Health and Safety, and SA 8000:2014 for Social Accountability. Further, our Chemical Laboratory has earned accreditation from the National Accreditation Board for Testing and Calibration Laboratories (NABL ISO 17025:2017). Additionally, the R&D centre is recognized by the Department of Scientific and Industrial Research (DSIR), highlighting our commitment to leading-edge research and development in the mining sector.

The thrust of NMDC Limited's R&D Centre is towards:

A. Energy Conservation:

- Reducing production losses linked to material handling (flowability) challenges encountered during the handling and storage of bulk materials

like iron ore.

- Developing energy-efficient processing techniques to upgrade low or lean grade iron ore.
- Transforming mine waste into value-added products, such as building materials.

B. Technology Integration:

- Implementing automated sampling and analysis systems across all iron ore mining locations.
- Replacing bentonite with organic binders at the pellet plant in Donimalai to enhance efficiency.
- Advancing dry processing and beneficiation technologies to improve environmental sustainability.

Apart from the above thrust areas, R&D centre also undertakes collaborative projects with reputed organizations and institutes across the globe having expertise in the field of waste utilization, mining, beneficiation and other allied areas.

NMDCs' Innovation & Incubation Program (NICE) for Promoting Start-Ups:

The NMDC Innovation & Incubation Centre (NICE), established at IIT Hyderabad in association with the i-TIC Foundation, is a significant contribution to the "Startup India" mission by NMDC. Launched on November 4, 2020, NICE is set to support budding startups. As a part of this program, 17 startups have been admitted for incubation support. This initiative seeks to foster innovation and entrepreneurship in the field of deep technology by providing startups with financial assistance in the form of fellowships and grant, access to a fully equipped maker's lab, working spaces, and an extensive network of experienced mentors and industry experts. The program not only aims to nurture new ideas and technologies but also to create a vibrant ecosystem that supports sustainable startup growth.

Various research projects completed by R&D Centre:

1.0 Projects of NMDC Mines/Projects

- **Organic Binder for Iron Ore Pellet Making:** Evaluate various organic binders to improve the quality of fired iron ore pellets, aiming to replace traditional binders like bentonite.
- **Pilot Scale Coke Making Studies:** Investigate the impact of multi-functional catalysts on coke produced from various coking coal to improve physical and metallurgical properties and reduce coke-making time.

- **Dry Scrubbing for Lump Iron Ore:** Conduct scrubbing studies in dry mode to enhance physical properties of lump iron ore and compare with conventional wet mode.
- **Commercial Chemical Additives for Iron Ore Pressure Filter:** Optimize filter performance by reducing moisture in iron ore filter cakes using commercial chemical additives.
- **Performance Study of Water Absorbing Polymer (WAP):** Assess the effectiveness of WAP in improving the flowability of wet and sticky iron ore during monsoon season at BIOM Kirandul Complex.

2.0 In-house Developmental Research Projects

Process/Technology Development:

- Beneficiation Studies:** Bench & Pilot scale beneficiation studies as part of capacity expansion on composite Samples prepared from Individual litho-type ore samples of Deposit 5 and 10&11A from Bachel Complex.
- Utilization of Non-Coking Coal in Iron Making:** Assess non-coking coal for their suitability in ironmaking processes to reduce reliance on imported coking coal.

3.0 Sponsored Developmental Research Projects

- **SAIL Gua Project (Phases 1 and 2):** Bench scale beneficiation studies and development of process flowsheets for 6 nos. of different litho-type ore samples from SAIL Gua Mines.

4.0 Collaborative Programmes under progress

Collaborating Institutes	Title and Nature of Work
CSIR-IMMT, Bhubaneswar	Feasibility studies for preparation of fused magnesia from kimberlite tailings
CSIR-IMMT, Bhubaneswar	Study of conveying characteristics and behavior of iron ore in pneumatic conveying system
University of Hyderabad	Development of technology for utilization of waste generated during iron ore mining

4.0 R&D Investment

Year	Investment on R&D (₹ Cr.)			Turnover (₹ Cr.)	(% of Turnover)	Profit after tax (₹ Cr.)	(% of PAT)
	Revenue	Capital	Total				
2018-19	23.81	7.50	31.31	12,153	0.26	4,642	0.68
2019-20	23.79	7.00	30.79	11,699	0.26	3,610	0.87
2020-21	27.40	1.80	29.20	15,370	0.20	6,253	0.47
2021-22	27.16	3.97	31.13	25,965	0.12	9,448	0.33
2022-23	29.43	0.85	30.28	17,667	0.17	5,529	0.55
2023-24	23.36	1.13	24.49	21,294	0.12	5,632	0.43

Note: In addition to the above expenditure on innovation initiatives during the year 2023-24 was ₹ 141.07 crore

5.0 Foreign Exchange earnings and outgo

- Foreign Exchange Earning NIL
- Foreign Exchange outgo Rs. 49.20 crore

Annexure - III

Report on Corporate Governance

1. A brief statement on Company's philosophy on code of Governance

NMDC, a Navaratna Company, believes in financial prudence, customer satisfaction, transparency, accountability and commitment to values. The good governance it practices is based on its stated belief and the guidelines of the Government of India issued from time to time should go a long way in enhancing value for all those who are associated with the Company: shareholders, customers, suppliers, creditors, Government of India, State Governments, Governmental agencies/ departments and the society at large. The Board of Directors have approved the Policy on Corporate Governance.

2. Board of Directors

As on 31st March 2024, the Board of NMDC comprises of four (4) Whole time / Functional Directors including Chairman & Managing Director, two (2) Government Nominee Directors and four (4) Independent Directors.

a. Composition and category of Directors:

Whole-time / Functional Directors

- i) Shri Amitava Mukherjee, Director (Finance) and Additional Charge of Chairman and Managing Director.
- ii) Shri Dilip Kumar Mohanty, Director (Production)**
- iii) Shri Vishwanath Suresh, Director (Commercial)#
- iv) Shri Vinay Kumar, Director (Technical) (w.e.f.19.05.2023)

Government of India Nominee Directors

- i) Smt. Sukriti Likhi, Additional Secretary & Financial Advisor, Ministry of Steel
- ii) Shri Abhijit Narendra, Joint Secretary, Ministry of Steel

Independent Directors (Non-Executive)

- i) Shri Sanjay Tandon*
- ii) Dr. Anil Sadashivrao Kamble
- iii) Shri Vishal Babber
- iv) Shri Sanjay Kumar Singh

Shri Vishwanath Suresh, Director (Commercial),

NMDC was placed under suspension w.e.f. 19.01.2024 in terms of Order of Ministry of Steel, Govt. of India. However, Ministry of Steel, Govt. of India vide Order dated 28.06.2024 revoked the order of suspension with immediate effect.

* Subsequent to the end of financial year 2023-24, Shri Sanjay Tandon, Part-time Non-official Independent Director tendered his resignation w.e.f. 15th April 2024 due to personal commitments.

** Superannuated on 30.06.2024

Being a Government company and pursuant to Article 74 of the Articles of Association of the company, the power of appointment of Directors on the Board of the company vests with the controlling Ministry, viz. Ministry of Steel, Govt. of India. The company is in constant communication with the controlling ministry for appointment of requisite number of Independent Directors including Woman Independent Director on the Board of the company. Once the requisite number of Independent Directors are appointed on the Board, the company will be in compliance of the provisions of Companies Act, 2013 and SEBI (LODR) Regulations with regard to composition of Board.

The Chairman-Cum-Managing Director and Functional Directors are appointed by Government of India for a period of five years or till the age of superannuation or until further orders whichever is earlier. The Directors are initially appointed by the Board as Additional Directors in terms of the provisions of the Companies Act, 2013 and thereafter, the proposal for their appointment as Director is put up for approval of the shareholders in the Annual General Meeting in terms of provisions of Companies Act, 2013 and SEBI (LODR) Regulations, 2015. The appointment may, however, be terminated by either side on three months notice or on payment of three months salary in lieu thereof. Government Nominee Directors representing Ministry of Steel, Government of India cease to be Directors from the Board on ceasing to be official(s) of Ministry of Steel, Government of India. Non Executive Directors (Independent) are normally appointed for a tenure of 3 years by Govt. of India

a. BOARD MEETINGS

Board Meeting Procedure:

The Board Meetings are convened by giving

appropriate advance notice after seeking approval of the Chairman of the Board / Committee as the case may be. In order to address specific urgent needs, meetings are also convened at a shorter notice. Resolutions are also passed by way of circulation in the eventuality of exigencies or urgency.

Detailed agenda note are circulated in advance to the Board Members for facilitating meaningful, informed and focused decision at the meeting. In case of special and exceptional circumstances, additional / supplemental agenda item(s) are also permitted.

Information placed before the Board of Directors

The Board of Directors has complete access to information within the Company. The information inter alia regularly supplied to the Board includes:

- Annual Operating Plans and Budgets and any updates.
- Capital Budget, Revenue Budget and any updates.
- Quarterly / Annual Results of the Company.
- Minutes of Meeting of Audit Committee and other Committees of the Board.
- Minutes of the Meeting of Board of Directors of Subsidiary Companies.
- Major Investments in Subsidiaries, Joint Ventures and Strategic Alliances.
- Disclosure of Interest by Directors and other statutory items.
- Major expansion plans of the Company.
- Any significant development in Human Resources / Industrial Relations.

Attendance of each Director at the Board Meetings held during FY 2023-24 and the last AGM

Sl. No.	Name of the Director	No. of Board Meetings held	No. of Board Meetings attended	Last AGM Attended
1	Shri Amitava Mukherjee Director (Finance) and CMD (Addl. Charge) DIN: 08265207	8	8	YES
2	Smt. Sukriti Likhi Govt. Nominee Director DIN: 01825997	8	7	NO
3	Shri Abhijit Narendra Govt. Nominee Director DIN: 07851224	8	7	NO
4	Shri Dilip Kumar Mohanty Director (Production) DIN: 09296720	8	8	YES
5	Shri Vishwanath Suresh Director (Commercial) DIN: 10059734	8	7	YES
6	Shri Vinay Kumar Director (Technical) (w.e.f. 19.05.2023) DIN: 10172521	8	8	YES
7	Shri Sanjay Tandon Independent Director DIN: 00484699	8	8	YES
8	Dr. Anil Sadashivrao Kamble Independent Director DIN: 07528586	8	8	YES
9	Shri Vishal Babber Independent Director DIN: 09344150	8	8	YES
10	Shri Sanjay Kumar Singh Independent Director DIN: 09347257	8	8	YES

c. Number of other Boards or Board Committees in which he / she is a Member or Chairperson

Sl.	Name of the Director	No. of Directorship and Committee Membership / Chairmanship			Names of Other Listed entity and category of directorship
		Other Board Directorship * (Excluding NMDC)	Committee Membership#	Committee Chairpersonship#	
1	Shri Amitava Mukherjee Director (Finance) and CMD (Addl. Charge)	5	1	--	NMDC Steel Ltd., Director (Finance) and CMD (Addl. Charge)
2	Smt. Sukriti Likhi Govt. Nominee Director	5	--	--	Nominee Director in KIOCL Ltd., Steel Authority of India Ltd. and NMDC Steel Ltd.
3	Shri Abhijit Narendra Govt. Nominee Director	2	--	--	Nominee Director in SAIL and NMDC Steel Ltd.
4	Shri Dilip Kumar Mohanty Director (Production)	6	1	--	NMDC Steel Ltd., Director (Production)
5	Shri Vishwanath Suresh Director (Commercial)	5	--	--	NMDC Steel Ltd., Director (Commercial)
6	Shri Vinay Kumar Director (Technical) (w.e.f. 19.05.2023)	3	1	--	NMDC Steel Ltd., Director (Technical)
7	Shri Sanjay Tandon Independent Director	2	2	2	--
8	Dr. Anil Sadashivrao Kamble Independent Director	2	1	--	--
9	Shri Vishal Babber Independent Director	--	1	--	--
10	Shri Sanjay Kumar Singh Independent Director	--	0	--	--

Notes:

* Directorship held by Directors on all other Boards (Private & Public)

Committee membership is in line with Regulation 26 of the SEBI (Listing Obligations and Disclosure Requirements) Regulations, 2015.



d. No. of Board Meetings held, dates on which held.

During the year 2023-24, eight (8) Board meetings were held, the details of which are given below:

Sl. No.	Board Meeting Sl. No.	Board Meeting Date	Board Strength	No. of Directors Present
1	555	23.05.2023	10	9
2	556	18.07.2023	10	9
3	557	11.08.2023	10	10
4	558	26.09.2023	10	10
5	559	14.11.2023	10	10
6	560	04.12.2023	10	10
7	561	11.01.2024	10	10
8	562	14.02.2024	10	9

Brief Resume / profiles of the Directors appointed / re-appointed and expertise in specific functional areas forms part of the Annual Report.

e. Directors are not inter se related to each other.

f. No. of Equity Shares of the Company held by Directors as on 31st March, 2024 – None of the Directors of the company are holding any shares of NMDC Ltd. except Shri Vinay Kumar, Director (Technical) who is holding 60 shares.

g. Web link of Familiarization Programme:

In terms of the Articles of Association of the company, Ministry of Steel, Govt. of India, the controlling ministry of the company appoints Independent Directors on the Board of the company.

As a process, when a new Independent Director is appointed, a familiarization programme is conducted by the senior management team. Further, whenever a new member is appointed to a Board Committee, information relevant to the functioning of the Committee and the role and responsibility of Committee members is informed. The Board and Committee meetings of the Company are held at least on a quarterly basis and members of the Board meet key functional / business heads separately to get themselves more familiarized with the business/ operations and challenges faced by the industry on an ongoing basis.

Accordingly, the web link of the Familiarization Programmes is: <https://www.nmdc.co.in/investors/policies-and-documents>

h. Chart or matrix setting out skills/expertise/competence of the Board of Directors:

NMDC being a Government Company under the control of its administrative Ministry viz. Ministry of Steel, the Board members are appointed / reappointed by the Administrative Ministry. The skills / expertise / competence as required in the context of business and areas pertaining to the company is identified by Govt. of India and accordingly selection of Directors on the Board is made by Govt as per its own procedures and rules.



S. No.	Name of the Director	Existing Skills / expertise / competence
1	Shri Amitava Mukherjee, Director (Finance) and CMD (Addl. Charge)	Finance, Costing, Taxation
2	Shri Dilip Kumar Mohanty, Director (Production)	Steel
3	Smt. Sukriti Likhi, Govt. Nominee Director	IAS Officer
4	Shri Abhijit Narendra, Govt. Nominee Director	IRTS Officer
5	Shri Vishwanath Suresh, Director (Commercial)	Metallurgy, Management
6	Shri Vinay Kumar, Director (Technical) (w.e.f. 19.05.2023)	Mining, Safety & Environment, Project Management
7	Shri Sanjay Tandon, Independent Director	Chartered Accountant
8	Dr. Anil Sadashivrao Kamble, Independent Director	Doctor, Administration of Hospital
9	Shri Vishal Babber, Independent Director	Chartered Accountant
10	Shri Sanjay Kumar Singh, Independent Director	Social Service, CSR

i. Confirmation that in the opinion of the board, the independent directors fulfill the conditions specified in these regulations and are independent of the management:

The Independent Directors have given a declaration on meeting the criteria of independence as stipulated in the Companies Act, 2013 and the SEBI (LODR) Regulations, 2015 in the FY 2023-24.

j. Detailed reasons for the resignation of an independent director who resigns before the expiry of his / her tenure along with a confirmation by such director that there are no other material reasons other than those provided:

None of the Independent Directors had resigned during the financial year 2023-24. However, subsequent to the end of financial year 2023-24, Shri Sanjay Tandon, Part-time Non-official Independent Director tendered his resignation w.e.f. 15th April 2024 due to personal commitments.

3. Audit Committee

(a) Brief description of terms of reference

The role of the Audit Committee shall include the following:-

- Oversight of the Company's financial reporting process and the disclosure of its financial information to ensure that the financial statement is correct, sufficient and credible;
- Recommendation for appointment, remuneration and terms of appointment of auditors of the Company;
- Approval of payment to statutory auditors for any other services rendered by the statutory auditors;

- Reviewing, with the management, the annual financial statements and auditor's report thereon before submission to the board for approval, with particular reference to:
- Matters required to be included in the Director's Responsibility Statement to be included in the Board's report in terms of clause (c) of sub-section 3 of section 134 of the Companies Act, 2013;
- Changes, if any, in accounting policies and practices and reasons for the same;
- Major accounting entries involving estimates based on the exercise of judgment by management;
- Significant adjustments made in the financial statements arising out of audit findings;
- Compliance with listing and other legal requirements relating to financial statements;
- Disclosure of any related party transactions;
- Modified opinion(s) in the draft audit report.
- Reviewing, with the management, the quarterly financial statements before submission to the board for approval;
- Reviewing, with the management, the statement of uses / application of funds raised through an issue (public issue, rights issue, preferential issue, etc.), the statement of funds utilized for purposes other than those stated in the offer document / prospectus / notice and the report submitted by the monitoring agency monitoring the utilisation of proceeds of a public or rights issue, and making appropriate recommendations to the Board to take up steps in this matter;

- Reviewing and monitoring the auditor's independence and performance, and effectiveness of audit process;
- Approval or any subsequent modification of transactions of the Company with related parties;
- Scrutiny of inter-corporate loans and investments;
- Valuation of undertakings or assets of the Company, wherever it is necessary;
- Evaluation of internal financial controls and risk management systems;
- Reviewing, with the management, performance of statutory and internal auditors, adequacy of the internal control systems;
- Reviewing the adequacy of internal audit function, if any, including the structure of the internal audit department, staffing and seniority of the official heading the department, reporting structure coverage and frequency of internal audit;
- Discussion with internal auditors of any significant findings and follow-up thereon;
- Reviewing the findings of any internal investigations by the internal auditors / auditors / agencies into matters where there is suspected fraud or irregularity or a failure of internal control systems of a material nature and reporting the matter to the board;
- Discussion with statutory auditors before the audit commences, about the nature and scope of audit as well as post-audit discussion to ascertain any area of concern;
- To look into the reasons for substantial defaults in the payment to the depositors, debenture holders, shareholders (in case of non-payment of declared dividends) and creditors;
- To review the functioning of the Whistle Blower mechanism;
- Approval of appointment of Chief Financial Officer after assessing the qualifications, experience and background, etc. of the candidate;
- To review the follow up action on the audit observations of the C&AG audit.
- To review the follow up action taken on the recommendations of Committee on Public Undertakings of the Parliament.

- Provide an open avenue of communication between the independent auditor, internal auditor and the Board of Directors.
- Review all related party transactions in the Company. For this purpose, the Audit Committee may designate a member who shall be responsible for reviewing related party transactions.
- Review with the independent auditor the co-ordination of audit efforts to assure completeness of coverage, reduction of redundant efforts, and the effective use of all audit resources.
- Consider and review the following with the independent auditor and the management:
- The adequacy of internal controls including computerized information system controls and security;
- Related findings and recommendations of the independent auditor and internal auditor, together with the management responses.
- Consider and review the following with the management, internal auditor and the independent auditor:
- Significant findings during the year, including the status of previous audit recommendations.
- Any difficulties encountered during audit work including any restrictions on the scope of activities or access to required information.
- Reviewing the utilization of loans and/ or advances from/investment by the holding company in the subsidiary exceeding rupees 100 crore or 10% of the asset size of the subsidiary, whichever is lower including existing loans / advances / investments existing as on the date of coming into force of this provision.
- Carrying out any other function as is mentioned in the terms of reference of the Audit Committee.

(b) Composition, names of Members and Chairperson

The Audit Committee consists of the following Directors:

- 1) Shri Sanjay Tandon, Independent Director and Chairman (upto 15.04.2024)
- 2) Shri Vishal Babber, Independent Director and Member (Chairman w.e.f. 10.05.2024)
- 3) Dr. Anil Sadashivrao Kamble, Independent Director and Member

- 4) Shri Sanjay Singh, Independent Director and Member (w.e.f. 10.05.2024)
- 5) Shri Vinay Kumar, Director (Technical) and Member (w.e.f. 19.05.2023)

The Company Secretary acts as the Secretary to the Audit Committee pursuant to Regulation 18(1)(e) of the SEBI (Listing Obligations and Disclosure Requirements) Regulations, 2015.

Director (Finance), Representatives of Statutory Auditors, Internal Auditors, Functional Directors, besides, Head of Finance and Executives of other Departments are invited on need basis.

(c) Meetings and attendance during the year

During the year under report, Seven(7) meetings of the Audit Committee were held. The details of attendance of the Members are indicated below:

Sl. No.	Meeting No.	Meeting Date	Strength of Audit Committee	No. of Members Present
1	130	23.05.2023	4	4
2	131	05.07.2023	4	4
3	132	11.08.2023	4	4
4	133	26.09.2023	4	4
5	134	14.11.2023	4	4
6	135	11.01.2024	4	4
7	136	14.02.2024	4	4

(d) Attendance of each Director at the Audit Committee meetings during FY 2023-24

Sl. No.	Name of the Director	No. of meetings held	No. of meetings attended
1	Shri Sanjay Tandon Independent Director & Chairman	7	7
2	Dr. Anil Sadashivrao Kamble Independent Director	7	7
3	Shri Vishal Babber Independent Director & Member	7	7
4	Shri Vinay Kumar Director (Technical) (w.e.f. 19.05.2023)	7	7

4. Nomination, Remuneration & HR Committee

(a) Brief description of terms of reference:

The Board of Directors at its 411th meeting held on 24.04.2009 had constituted a Remuneration Committee of Directors in line with the DPE OM dated 26.11.2008.

Subsequently, keeping in view OM No.18(8)/2005-GM dated 14.05.2010 issued by DPE, the Board of Directors at its 430th meeting held on 01.02.2011 re-constituted the Remuneration Committee. In compliance with Section 178 of the Companies Act, 2013, the Board at its 474th meeting held on 30.05.2014 reconstituted the Remuneration Committee as Nomination & Remuneration Committee. The said Committee has been renamed as "Nomination, Remuneration & HR Committee".

The scope, powers and terms of reference of the Nomination and Remuneration Committee are as per the directives issued by DPE, SEBI (Listing Obligations and Disclosure Requirements) Regulations, 2015, the Companies Act, 2013 etc.

(b) Composition of the Nomination, Remuneration & HR Committee is as under:

S.No.	Name of the Director
1	Shri Vishal Babber, Independent Director and Chairman
2	Shri Sanjay Tandon, Independent Director and Member (upto 15.04.2024)
3	Dr. Anil Sadashivrao Kamble, Independent Director and Member
4	Shri Sanjay Singh, Independent Director and Member

Director (Personnel) shall be the Convenor of the Committee.

(c) Meetings and attendance during the year:

During the year under review, one(1) meeting of the Nomination, Remuneration & HR Committee was held on 22.05.2023.

Attendance of each Director at the Nomination, Remuneration & HR Committee meetings

Sl. No.	Name of the Director	No. of meetings held	No. of meetings attended
1	Shri Vishal Babber Independent Director & Chairman	1	1
2	Shri Sanjay Tandon Independent Director & Member	1	1
3	Dr. Anil Sadashivrao Kamble Independent Director & Member	1	1
4	Shri Sanjay Singh Independent Director & Member	1	1

(d) Performance Evaluation

Performance Evaluation Criteria for Independent Directors: Necessary disclosures made in Directors' Report.

5. Shareholders'/Investors' Grievance/Stakeholders Committee

(a) The company has in place a Stakeholders' Relationship Committee headed by an Independent Director to look into various aspects of interest of the shareholders. The role of the Stakeholders' Relationship Committee includes the following:

- (1) Resolving the grievances of the security holders including complaints related to transfer/transmission of shares, non-receipt of annual report, non-receipt of declared dividends, issue of new/duplicate certificates, general meetings etc.
- (2) Review of measures taken for effective exercise of voting rights by shareholders.
- (3) Review of adherence to the service standards adopted in respect of various services being rendered by the Registrar & Share Transfer Agent.
- (4) Review of the various measures and initiatives taken by the the company for reducing the quantum of unclaimed dividends and ensuring timely receipt of dividend warrants/annual reports/statutory notices by the shareholders of the company.

(b) Composition of the Committee is as under:

S.No.	Name of the Director
1	Shri Sanjay Tandon, Independent Director and Chairman (upto 15.04.2024)
2	Shri Vishal Babber, Independent Director and Member (Chairman w.e.f. 10.05.2024)
3	Shri Amitava Mukherjee, Director (Finance) and Member
4	Shri Dilip Kumar Mohanty, Director (Production) and Member

(c) Meetings and attendance during the year:

During the year under report, four (4) meetings of the Committee were held. The details of attendance of the Members are indicated below:

S.No.	Meeting No.	Meeting Date	Strength of Committee	No. of Members present
1	57	11.05.2023	3	2
2	58	18.07.2023	3	2
3	59	14.11.2023	3	2
4	60	14.02.2024	3	2

(d) Attendance of each Member at the Shareholders' / Investors' Grievance Committee meetings

Sl. No.	Composition	No. of meetings held	No. of meetings attended
1	Shri Sanjay Tandon, Independent Director	4	4
2	Director (Production)	4	4
3	Director (Finance)	4	--

(e) Name and designation of the Compliance Officer: Shri A.S. Pardha Saradhi, Company Secretary

(f) Number of shareholders complaints received during the financial year - 15

(g) Number of complaints not solved to the satisfaction of the shareholders - Nil.

(h) Number of pending complaints – Nil.

M/s KFin Technologies Ltd., Hyderabad was appointed as Registrar to the offer for sale by Government of India. All grievances / complaints relating to offer for sale made by Government of India are exclusively dealt by M/s KFin Technologies Ltd., Hyderabad.

6. Share Transfer Committee

(a) The Board has constituted the Share Transfer Committee (STC) to consider and approve all related issues of Shares and Share transfers. The Members of the Committee are as under:

- i) Chairman and Managing Director
- ii) Director (Finance)
- iii) Director (Production)
- iv) Director (Commercial)
- v) Director (Technical)

Company Secretary acts as Secretary to the Committee.

(b) Meetings and attendance during the year:

During the year under report, two (2) meetings of the Committee were held. The details of attendance of the Members are indicated below:-

S.No.	Meeting No.	Meeting Date	Strength of STC	No. of Members present
1.	217	05.10.2023	4	4
2.	218	07.02.2024	4	2

7. Risk Management Committee

(a) Brief description of terms of reference

The Board at its 442nd meeting held on 19.01.2012 has approved the Risk Assessment and Risk Mitigation Policy / Enterprise Risk Management (ERM) of the Company. The terms of reference of the Risk management Committee is outlined in Risk Assessment and Risk Mitigation Policy / Enterprise Risk Management (ERM) of the Company.



(b) Composition, name of members and chairperson

The following Directors are members of the Risk Management Committee:-

1. Shri Amitava Mukherjee, Director (Finance) and CMD (Addl. Charge)
2. Shri Vishal Babber, Independent Director
3. Shri Dilip Kumar Mohanty, Director (Production) / Director (Personnel) (Addl. Charge)
4. Shri Vishwanath Suresh, Director (Commercial)
5. Shri Vinay Kumar, Director (Technical) (w.e.f. 19.05.2023)

Director (Finance) chairs the Risk Management Committee.

(c) Meetings and attendance during the year

During the year under review, two (2) meetings of the Board level Risk Management Committee were held on 13.09.2023 and 28.02.2024.

Sl. No.	Name of the Director	No. of meetings held	No. of meetings attended
1	Shri Vishal Babber, Independent Director	2	2
2	Director (Finance)	2	0
3	Director (Technical)	2	1
4	Director (Production)	2	2
5	Director (Commercial)	2	1
6	Director (Personnel)	-	-

8. Senior Management and changes therein during FY 2023-24

Name of the Employee	Designation	Reason for changes
Shri Vinay Kumar	Chief General Manager (CGM)	Appointed as Director (Technical)
Shri Badavath Mohan Kumar	ED	Promotion
Shri Satyender Rai	ED	Promotion
Shri Shashidhar N	CGM	Promotion
Shri Ashok Kumar Mishra	CGM	Promotion
Shri G S S V Suresh	CGM	Promotion
Shri Shivendra Bahadur Singh	CGM	Promotion
Shri Matta Rajagopal	CGM	Promotion
Shri P Ramaiyan	CGM	Promotion
Shri Pradeep Saxena	CGM	Promotion
Shri Jai Prakash Singh	CGM	Retirement
Shri S Jagadeswara Rao	CGM	Retirement
Shri Subrata Chaki	CGM	Retirement
Shri Laxman Rao P	CGM	Retirement
Shri Sanjay Basu	CGM	Retirement
Shri K Mohan	CGM	Retirement
Shri K Srinivasa Murthy	CGM	Retirement

The details of Senior Management forms a part of this report.

9. Remuneration of Directors

NMDC being a Government Company, the terms and conditions of appointment and remuneration of Functional Directors are determined by the Government through its administrative Ministry, Ministry of Steel. Non-executive Part-time Official Directors do not draw any remuneration. The non-executive Independent Directors are paid sitting fee as approved by the Board within the ceiling fixed under the Companies Act, 2013 and as per the guidelines issued by the Government of India. The Company has not adopted any mechanism for performance evaluation criteria for Independent Directors.

The details of remuneration paid to Functional Directors during the financial year 2023-24 are as follows:

(₹ in lakhs)

Sl. No.	Name of the Director	Salary & Perquisites as per Section 17(1) & (2) of Income Tax Act, 1961	Total
1	Shri Amitava Mukherjee Director (Finance) and CMD (Addl. Charge)	67.82	67.82
2	Shri Dilip Kumar Mohanty Director (Production)	80.31	80.31
3	Shri V Suresh Director (Commercial)	50.17	50.17
4	Shri Vinay Kumar Director (Technical) (w.e.f. 19.05.2023)	65.18	65.18
Total		263.48	263.48

Notes:-

1. The Salary of Whole Time Directors is governed by pay scales and rules of the Government. No variable incentive is being paid to Directors except Performance Related Pay being paid to them on annual basis as per DPE guidelines
2. Notice period of 3 months or salary in lieu thereof is required for severance from the service.
3. The Company has not introduced any stock option scheme.
4. The remuneration does not include the provision made on actuarial valuation of retirement benefit schemes and provision made for post retirement medical benefits as the same is not separately identifiable for individual Directors.

During the year, the part-time non-official Independent Directors received sitting fees for attending the meetings of the Board / Board level Committees as follows:

Sl. No	Name of Director	Amount (₹ in lakhs)
1	Shri Sanjay Tandon	5.74
2	Shri Vishal Babber	6.65
3	Shri Anil Sadashivrao Kamble	6.40
4	Shri Sanjay Kumar Singh	3.90
Total		22.69

Notes:-

During the year under review, the part-time Directors (Independent Directors) were paid sitting fees of ₹30,000/- per meeting. In respect of Board level Committee Meeting, sitting fees was ₹25,000/- per meeting. Government Nominee Directors and Functional Directors are not paid sitting fees for attending the meeting of the Board or any Committee meeting thereof.

Other Board level Sub-Committees of Directors

Apart from the above mentioned Committees, the Board also constituted various other Sub-Committees with specific terms of reference as per requirement. The minutes of such Board level Sub-Committees are placed before the Board.

9. General Body Meetings

- (a) Location and time where last three AGMs held.

The details of the General Meetings held for the past three years are as under:

AGM No.	Venue	Date & time	Special Resolutions passed
63 rd AGM	Video Conferencing	30.09.21 at 1130 hrs	Nil
64 th AGM	Video Conferencing	29.08.22 at 1130 hrs	Yes *
65 th AGM	Video Conferencing	07.09.23 at 1130 hrs	Nil

* Appointment of Independent Directors in line with the provisions of Companies Act, 2013 and SEBI (LODR) Regulations, 2015.

- (b) Whether any special resolution passed in the previous 3 AGMs – Yes.
- (c) whether any special resolution passed last year through postal ballot – details of voting pattern – Not applicable
- (d) person who conducted the postal ballot exercise – Not applicable.
- (e) whether any special resolution is proposed to be conducted through postal ballot – Not applicable
- (f) procedure for postal ballot – Not applicable

10. Means of communication

Quarterly Results:

The Company publishes quarterly Un-audited / Annual Audited financial results through leading National Daily Commercial / Economic newspapers and also Local language Daily newspapers including Hindi Daily newspaper.

These results are also posted on Company's website: www.nmdc.co.in. The Company's website also contains a dedicated section on 'Investors' where shareholders information is available viz. Annual Reports, Financial Details, Corporate Investor Presentation etc.

In addition, the Company communicates major achievements and important events taking place in the Company through Press, Electronic Media and also on its Website. Presentation made to institutional investors / analysts are uploaded on Company's website. Conference call conscripts are also uploaded on the website of the company.

11. General Shareholders Information

(a) AGM date, time and venue

The 66th AGM of the Company shall be held on Tuesday, September 24, 2024 at 1130 hrs. via Video Conferencing(VC)/Other Audio Visual means (OAVM) in line with General Circulars issued by Ministry of Corporate Affairs/SEBI as per details and process set out in the Notice convening the meeting.

Webcast of the AGM :

The Company will be providing a facility to view the live streaming of the AGM Webcast on the NSDL website and the access of the same is at <https://www.evoting.nsdl.com> by using your remote e-voting credentials. The link will be available in shareholder login where the EVEN of Company will be displayed.

(b) Financial Year: 1st April – 31st March

(c) Dividend Payment date:

- (i) Dividends as declared were paid within 30 days of declaration as per the provisions of the Companies Act, 2013.
- (ii) Details of dividends paid during the year under review are as under:

(Rs in Crore)

Particulars	Govt Share	Others	Total Dividend	% of Share Capital
Interim Dividend	1,024.44	660.66	1,685.10	575
Final Dividend *	267.23	172.36	439.59	150
Total	1,291.67	833.02	2,124.69	725
Previous Year (Including Final Dividend)	1,175.88	758.32	1,934.20	660

* Final Dividend @ Rs.1.50 per share has been recommended by the Board, subject to the approval of the Shareholders at the AGM.

Date of Book Closure: from 18.09.2024 to 24.09.2024 (both days inclusive)

d. Listing on Stock Exchanges

The equity shares of NMDC are listed on the following Stock Exchanges:-

- (i) **BSE Ltd.**
Phiroze Jeejeebhoy Towers,
Dalal Street,
MUMBAI – 400 001
- (ii) **National Stock Exchange of India Ltd.**
Exchange Plaza,
Plot No. C/1, G Block,
Bandra - Kurla Complex,
Bandra (E),
MUMBAI - 400 051

(iii) **Calcutta Stock Exchange Ltd.**

7, Lyons Range,
KOLKATA - 700 001

Listing Fees for the year 2023-24 has been paid to the above Stock Exchanges.

e. Scrip Code:

Sl.No.	Name of the Stock Exchange where Company's equity shares are listed	Security Code / Symbol
i)	BSE Ltd., Mumbai	526371
ii)	National Stock Exchange of India Ltd., Mumbai	NMDC
iii)	The Calcutta Stock Exchange Ltd., Kolkata	24131

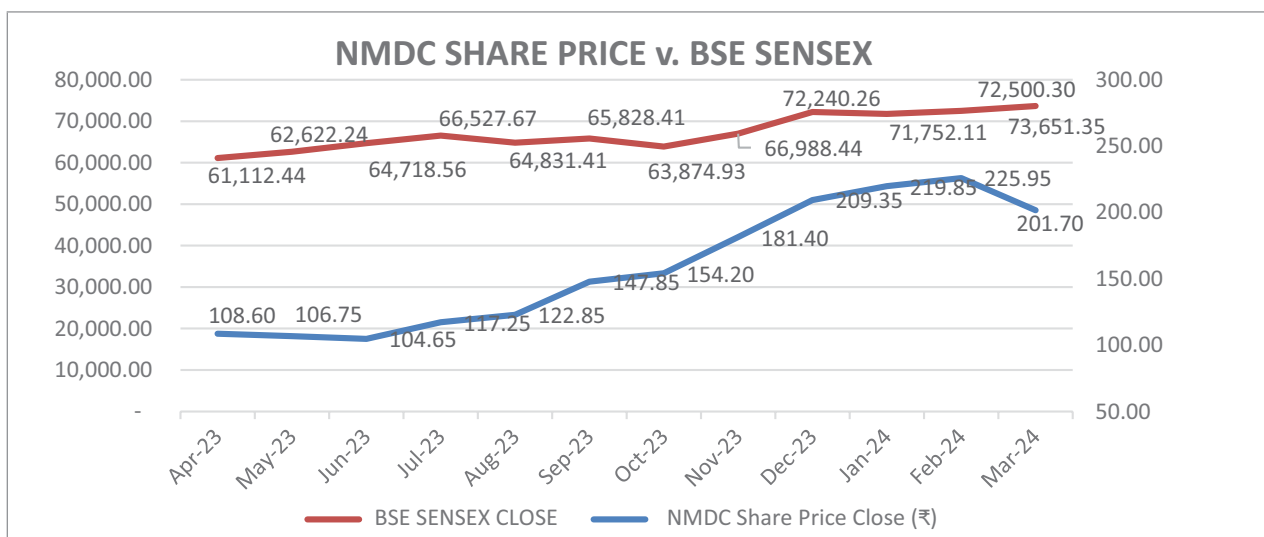
f. Market price data: High, Low during each month in the last financial year

Market High, Low & Close prices at BSE Ltd. (BSE) & National Stock Exchange of India Ltd. (NSE)

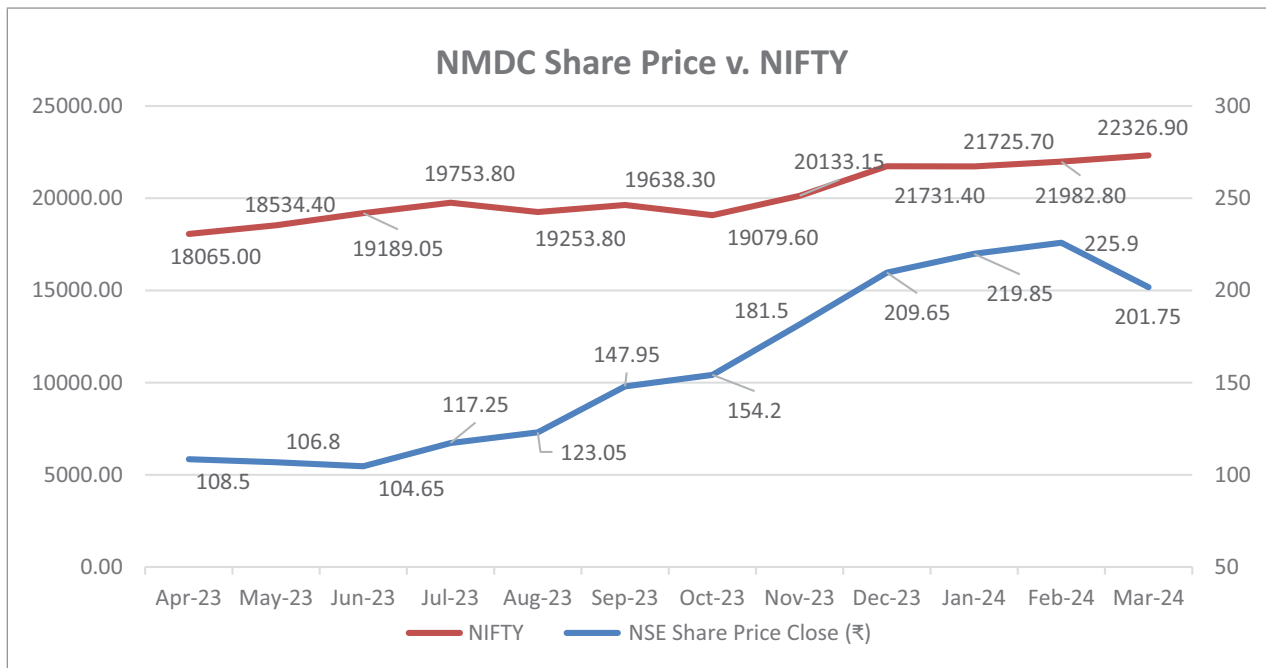
MONTH	BSE			NSE		
	HIGH	LOW	CLOSE	HIGH	LOW	CLOSE
Apr-23	114.60	107.75	108.60	114.60	107.65	108.50
May-23	111.80	103.75	106.75	111.80	103.75	106.80
Jun-23	110.50	103.85	104.65	110.50	103.80	104.65
Jul-23	117.50	105.70	117.25	117.55	105.70	117.25
Aug-23	124.20	110.95	122.85	124.30	110.90	123.05
Sep-23	154.15	122.55	147.85	154.25	122.60	147.95
Oct-23	167.55	135.30	154.20	167.55	140.65	154.20
Nov-23	183.50	153.00	181.40	183.50	152.75	181.50
Dec-23	212.50	179.75	209.35	212.65	179.90	209.65
Jan-24	227.35	196.65	219.85	227.30	196.60	219.85
Feb-24	252.65	218.65	225.95	252.40	218.70	225.90
Mar-24	245.15	190.35	201.70	245.20	190.35	201.75

g. Performance in comparison to broad based indices such as BSE Sensex, CRISIL Index etc.

(i) NMDC Share Price vis-à-vis BSE SENSEX



(ii) NMDC Share Price vis-à-vis NIFTY



h. In case the securities are suspended from trading, the directors report shall explain the reason thereof – NA

i. Registrar & Share Transfer Agent

The Company has appointed Aarthi Consultants Pvt. Ltd., Hyderabad as Share Transfer Agent for looking after the works relating to share transfer/transmission etc., and dematerialization / rematerialization of shares of the Company with CDSL and NSDL.

j. Share Transfer System

With effect from April 1, 2019, requests for transfer of securities shall be processed only in those cases where the securities are held in dematerialized form with a depository, in terms of guidelines issued by SEBI. Further, in terms of SEBI circular dated January 25, 2022, while processing investor service requests such as transmission, transposition, renewal, exchange, sub-division, consolidation and issue of duplicate certificates etc., the securities shall be issued in dematerialized form only. Accordingly, all shareholders of the company are requested to convert their shareholdings from physical form to demat form at the earliest to reap the benefits of dematerialization. Requests for dematerialization of shares are processed and confirmation is given to the respective depositories viz, NSDL and CDSL within 15 days.

SEBI vide Circular dated November 3, 2021, has inter-alia made it mandatory for holders of physical securities to furnish/update PAN, email address, mobile number, bank account and nomination details, besides linking their PAN with Aadhar. The said circular also prescribes that those folios wherein any one or more of the aforesaid details are not available on or after September 30, 2023 shall be frozen and the investor will not be eligible to lodge grievance or avail service request from R&TA and will not be eligible for receipt of dividend. In view of the same, members holding shares in physical mode are requested to furnish PAN, KYC details and nomination forms immediately to the Company / R&TA in the prescribed forms available on the website of the company www.nmdc.co.in.

k. Distribution of Shareholding:

(i) Shareholding Pattern of the Company as on 31.03.2024

Sl. No.	Category of shareholder	Nos. Of shareholders	No. of fully paid up equity shares held	Percentage of Shareholding
1.	Promoter & Promoter Group	1	178,16,33,571	60.79
2.	Public	8,57,002	114,89,72,279	39.21
Total		8,57,003	293,06,05,850	100.00

(ii) Distribution of Shareholding by size as on 31.03.2024

SL NO	CATEGORY	HOLDERS	HOLDERS PERCENTAGE	SHARES	AMOUNT	AMOUNT PERCENTAGE
1	1 - 5000	8,49,105	99.08	18,00,08,819	18,00,08,819	6.14
2	5001 - 10000	4,242	0.49	3,13,56,538	3,13,56,538	1.07
3	10001 - 20000	1,801	0.21	2,57,52,661	2,57,52,661	0.88
4	20001 - 30000	530	0.06	1,31,01,910	1,31,01,910	0.45
5	30001 - 40000	245	0.03	86,65,461	86,65,461	0.3
6	40001 - 50000	172	0.02	78,87,519	78,87,519	0.27
7	50001 - 100000	332	0.04	2,38,75,958	2,38,75,958	0.81
8	100001 & Above	576	0.07	2,63,99,56,984	2,63,99,56,984	90.08
Total:		8,57,003	100	2,93,06,05,850	2,93,06,05,850	100.00

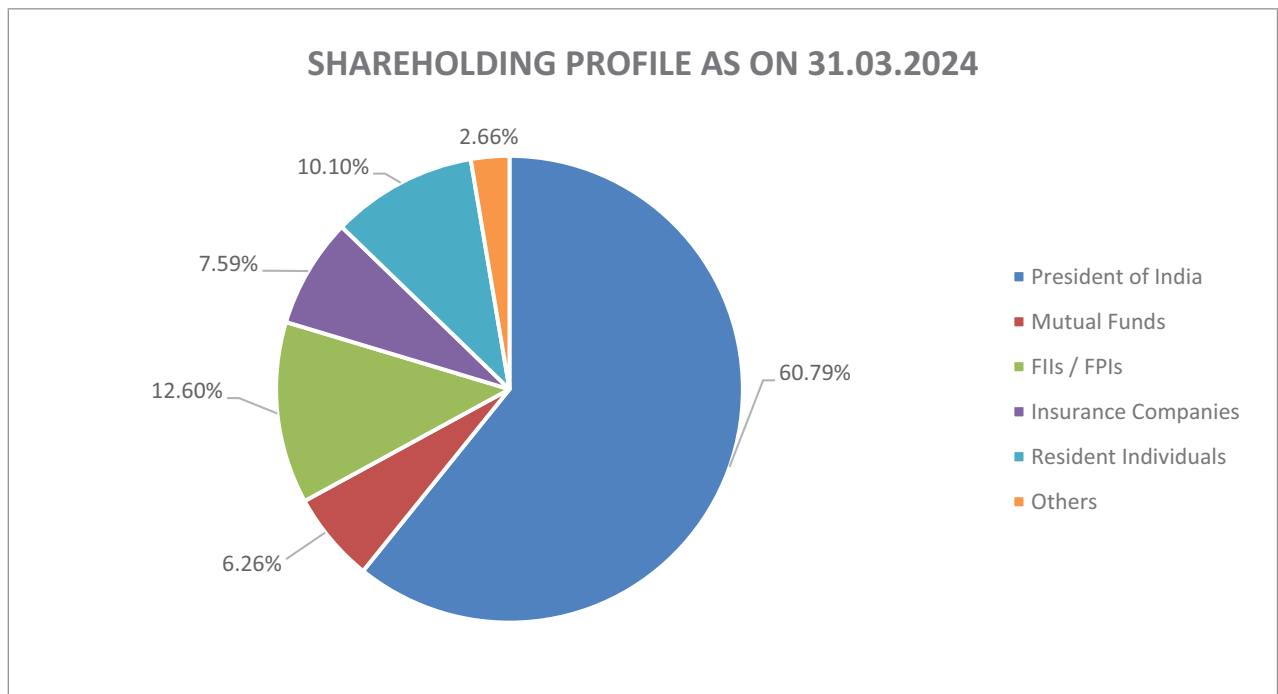
(iii) Top ten shareholders of the Company as on 31.03.2024

Sl No	ShareHolder	Shares	Percent	Group	Category
1	PRESIDENT OF INDIA	1,78,16,33,571	60.79	Pro	Central Government / State Government(s)
2	LIFE INSURANCE CORPORATION OF INDIA	19,55,80,072	6.67	Pub	Insurance Companies
3	PARAG PARIKH FLEXI CAP FUND	4,72,46,858	1.61	Pub	Mutual Funds
4	VANGUARD TOTAL INTERNATIONAL STOCK INDEX FUND	1,57,23,818	0.54	Pub	Foreign Portfolio Investors Category
5	VANGUARD EMERGING MARKETS STOCK INDEX FUND, A SERIES OF VANGUARD INTERNATIONAL EQUITY INDEX FUNDS	1,53,88,891	0.53	Pub	Foreign Portfolio Investors Category
6	GOVERNMENT OF SINGAPORE	1,30,20,332	0.44	Pub	Foreign Portfolio Investors Category
7	QUANT MUTUAL FUND - QUANT MID CAP FUND	1,28,86,500	0.44	Pub	Mutual Funds
8	MIRAE ASSET LARGE & MIDCAP FUND	1,18,84,969	0.41	Pub	Mutual Funds
9	MIRAE ASSET MIDCAP FUND	92,52,749	0.32	Pub	Mutual Funds
10	ISHARES CORE MSCI EMERGING MARKETS ETF	80,86,990	0.28	Pub	Foreign Portfolio Investors Category
TOTAL :		2,11,07,04,750	72.02		

(iv) Geographical Distribution of Shareholders as on 31.03.2024

SI No	City	No. of Share Holders	% to Total	No. of Shares	% to Total
1	AHMEDABAD	21,192	2.41	1,60,11,848	0.55
2	BANGALORE	36,148	4.12	1,64,41,050	0.56
3	BHUBANESWAR	8	0.00	667	0.00
4	CHANDIGARH	3,155	0.36	9,40,955	0.03
5	CHENNAI	25,448	2.90	1,30,12,201	0.44
6	GUWAHATI	1	0.00	2,000	0.00
7	HYDERABAD	26,158	2.98	1,11,17,995	0.38
8	JAIPUR	9	0.00	28,055	0.00
9	KANPUR	5,092	0.58	12,04,354	0.04
10	KOLKATA	28,067	3.20	2,13,21,240	0.73
11	MUMBAI	95,425	10.87	87,74,05,183	29.94
12	NAGPUR	6,481	0.74	17,68,489	0.06
13	NEW DELHI	48,813	5.56	1,82,22,20,429	62.18
14	PATNA	4,521	0.51	24,68,368	0.08
15	TRIVANDRUM	1,563	0.18	5,03,513	0.02
16	OTHERS	5,75,890	65.59	14,61,59,503	4.99
TOTAL		8,77,971	100.00	2,93,06,05,850	100.00

(v) Shareholding Profile as on 31.03.2024



I. Dematerialization of shares

The shares of the Company are dematerialized with National Securities Depository Limited and Central Depository Services (India) Ltd. The addresses of the Depositories are as under:

- (i) National Securities Depository Limited
Trade World, 4th Floor
Kamala Mills Compound
Senapati Bapat Marg
Lower Parel, Mumbai - 400 013
- (ii) Central Depository Services (India) Limited
Phiroze Jeejeebhoy Towers
28th Floor, Dalal Street
Mumbai - 400 023

No. of Shares held in dematerialized and physical mode as on 31st March, 2024 are as under:

Sl. No	Type	Holders	Shares	Percentage
1	C D S L	6,11,923	16,52,50,577	5.64
2	N S D L	2,65,983	2,76,52,74,996	94.36
3	PHYSICAL	65	80,277	0.00
Total:		8,77,971	2,93,06,05,850	100.00

m. Outstanding GDRs/ADRs/Warrants or warrants or any Convertible instruments, conversion date and likely impact on equity : NIL

n. Commodity price risk or foreign exchange risk and hedging activities.

Presently, NMDC does not have any exposure of Export of iron ore, so there is no need to hedge against foreign exchange risk.

o. Plant / Mine Locations:

The mines / units of the Company are located in the following locations:

- a. Bailadila Iron Ore Mine
Kirandul Complex
P.O. Kirandul
Distt: Dantewada (Chhattisgarh)
- b. Bailadila Iron Ore Mine
Bachel Complex
P.O. Bachel
Dist: Dantewada (Chattisgarh)
- c. Donimalai Complex:-
 - (a) Donimalai Iron Ore Mine
 - (b) Kumaraswamy Iron Ore Mine
 - (c) Pellet Plant
Dist: Bellary - 583 118, Karnataka
- d. Diamond Mining Project
Majhgawan
Panna - 488 001 (MP)

- e. Sponge Iron Unit, NMDC Limited
SIIL Campus,
Paloncha - 507 154
Dist. Khammam(A.P.)

p. Address for Correspondence:

NMDC Limited
Regd. Office: 10-3-311/A
Khanij Bhavan,
Castle Hills, Masab Tank
Hyderabad - 500 028
E-mail: ims@nmdc.co.in

q. List of all credit ratings obtained by the entity along with any revisions thereto during the relevant financial year, for all debt instruments of such entity or any fixed deposit programme or any scheme or proposal of the listed entity involving mobilization of funds, whether in India or abroad:

During the financial year, the company had fund based and non-fund based facility / limits from various Banks and Credit Rating for the said facilities are as below:-

Fund and Non Fund Based Limits:

- a) Fund Based Limit – CRISIL AAA/Stable (Reaffirmed) for INR 6,150 crore
- b) Non-Fund Based Limit – CRISIL A1+ (Reaffirmed) for INR 2,850 crore

12. Other Disclosures:

- (a) Disclosures on materially significant related party transactions that may have potential conflict with the interests of listed entity at large – Disclosure on related party transactions forms part of the Notes to the Financial Statement (Standalone and Consolidated) of the company for the financial year 2023-24.
- (b) Details of non-compliance by the listed entity, penalties, strictures imposed on the listed entity by stock exchange(s) or the board or any statutory authority, on any matter related to capital markets, during the last three years;

Penalties/Punishment/Compounding of offences:

Fines levied by the Stock Exchanges as per SEBI circular no. SEBI/HO/CFD/CMD/CIR/P/2020/12 dated 22nd January 2020 (Erstwhile SEBI circular no. SEBI/HO/CFD/CMD/CIR/P/2018/77 dated May 03, 2018):

- 1) Notices received in the financial year 2019-2020:
 - a. The Company is in receipt of BSE letter and NSE notice dated 2nd May 2019 for non-compliance with the provisions of Regulation 17(1) of SEBI (LODR) Regulations, 2015 for the quarter ended 31-03-2019. In terms of

- the said letters a fine of Rs. 1,06,200/- each has been imposed by BSE and NSE towards non-compliance with Regulation 17(1) of SEBI (LODR) Regulations, 2015.
- b. The Company is in receipt of BSE letter and NSE notice dated 19th August 2019 for non-compliance with the provisions of Regulation 17(1) of SEBI (LODR) Regulations, 2015 for the quarter ended 30-06-2019 levying a fine of Rs. 5,36,900/- (inclusive of GST) payable to each exchange.
 - c. The Company is in receipt of BSE letter and NSE notice dated 31st October 2019 and 1st November 2019 respectively for non-compliance with the provisions of Regulation 17(1) of SEBI (LODR) Regulations, 2015 for the quarter ended 30-09-2019 levying a fine of Rs. 5,42,800/- (inclusive of GST) payable to each exchange.
 - d. The Company is in receipt of BSE letter and NSE notice dated 3rd February 2020 for non-compliance with the provisions of Regulation 17(1) of SEBI (LODR) Regulations, 2015 for the quarter ended 31-12-2019 levying a fine of Rs. 2,12,400/- (inclusive of GST) payable to each exchange.
- 2) Notices received in the financial year 2020-2021:
 - a. The Company is in receipt of BSE email and NSE notice 8th September 2020 for non-compliance with the provisions of Regulation 17(1) and Regulation 19(1) /19(2) of SEBI (LODR) Regulations, 2015 for the quarter ended 31st March 2020, imposing a fine of Rs.3,63,440/- including GST payable to each exchange.
 - b. The Company is in receipt of BSE email and NSE notice dated 20th August 2020 for non-compliance with the provisions of Regulation 17(1) and Regulation 19(1) /19(2) of SEBI (LODR) Regulations, 2015 for the quarter ended 30th June 2020, imposing a fine of Rs. 7,51,660 including GST payable to each exchange.
 - c. The Company is in receipt of BSE email and NSE notice dated 17th November 2020, for non-compliance with the provisions of Regulation 17(1) and Regulation 19(1) /19(2) of SEBI (LODR) Regulations, 2015 for the quarter ended 30th September 2020, imposing a fine of Rs. 7,59,920 including GST payable to each exchange.
 - d. The Company is in receipt of BSE email and NSE notice dated 15th February 2021 for non-compliance with the provisions of Regulation 17(1) and Regulation 19(1) /19(2) of SEBI (LODR) Regulations, 2015 for the quarter ended 31st December 2020, imposing a fine of Rs. 7,59,920/- including GST payable to each exchange.
 - 3) Notices received in the financial year 2021-2022:
 - a. The Company is in receipt of BSE email and NSE email notice dated 17th May 2021 for non-compliance with the provisions of Regulations 17(1), 17(2A), 18(1), 19(1)/19(2), 20(2)/(2A) of SEBI (LODR) Regulations, 2015 for the quarter ended 31st March 2021, imposing a fine of Rs. 9,62,880/- including GST payable to each exchange.
 - b. The Company is in receipt of BSE email and NSE email notice dated 20th August 2021 for non-compliance with the provisions of Regulations 17(1), 17(2A), 18(1), 19(1)/19(2), 20(2)/(2A) of SEBI (LODR) Regulations, 2015 for the quarter ended 30th June 2021, imposing a fine of Rs. 12,04,780/- including GST payable to each exchange.
 - c. The Company is in receipt of BSE email and NSE notice dated 22nd November 2021 for non-compliance with the provisions of Regulations 17(1), 17(2A), 18(1), 19(1)/19(2), 20(2)/(2A) and 21(2) of SEBI (LODR) Regulations, 2015 for the quarter ended 30th September 2021, imposing a fine of Rs. 13,75,880/- including GST payable to each exchange.
 - d. The Company is in receipt of BSE email and NSE notice dated 21st February 2022 for non-compliance with the provisions of Regulations 17(1), 18(1), 19(1)/19(2), 20(2)/(2A) and 21(2) of SEBI (LODR) Regulations, 2015 for the quarter ended 31st December 2021, imposing a fine of Rs. 9,79,400/- including GST payable to each exchange.
 - 4) Notices received in the financial year 2022-2023:
 - a. The Company is in receipt of BSE email and NSE notice dated 20.05.2022 for non-compliance with the provisions of Regulation 17(1) of SEBI (LODR) Regulations 2015 for the quarter ended 31st March 2022, imposing a fine of Rs.5,31,000/- including GST payable to each Exchange.
 - b. The Company is in receipt of BSE email and NSE notice dated 22.08.2022 for non-compliance with the provisions of Regulation 17(1) of SEBI (LODR) Regulations 2015 for the quarter ended 30th June, 2022, imposing a fine of Rs. 5,36,900/- each including GST payable to each Exchange.

- c. The Company is in receipt of BSE email and NSE notice dated 21.11.2022 for non compliance with the provisions of Regulation 17(1) of SEBI (LODR) Regulations 2015 for the quarter ended 30th September, 2022, imposing a fine of Rs. 5,42,800/- each including GST payable to each Exchange.
- d. The Company is in receipt of BSE email and NSE notice dated 21.02.2023 for non compliance with the provisions of Regulation 17(1) of SEBI (LODR) Regulations 2015 for the quarter ended 31st December 2022, imposing a fine of Rs. 5,42,800/- each including GST payable to each Exchange.
- 5) Notices received in the financial year 2023-2024:
 - a. The Company is in receipt of BSE email and NSE notice dated 22.05.2023 for non compliance with the provisions of Regulation 17(1) of SEBI (LODR) Regulations 2015 for the quarter ended 31st March 2023, imposing a fine of Rs.5,31,000/- including GST payable to each Exchange.
 - b. The Company is in receipt of BSE email and NSE notice dated 21.08.2023 for non compliance with the provisions of Regulation 17(1) of SEBI (LODR) Regulations 2015 for the quarter ended 30th June 2023, imposing a fine of Rs.5,36,900/- including GST payable to each Exchange.
 - c. The Company is in receipt of BSE email and NSE notice dated 21.11.2023 for non compliance with the provisions of Regulation 17(1) of SEBI (LODR) Regulations 2015 for the quarter ended 30th September 2023, imposing a fine of Rs.5,42,800/- including GST payable to each Exchange.
 - d. The Company is in receipt of BSE email and NSE notice dated 22.02.2024 for non compliance with the provisions of Regulation 17(1) of SEBI (LODR) Regulations 2015 for the quarter ended 31st December 2023, imposing a fine of Rs.5,42,800/- including GST payable to each Exchange.
- 6) Notices received in the financial year 2024-2025:
 - a. The Company is in receipt of BSE email and NSE notice dated 22.05.2024 for non compliance with the provisions of Regulation 17(1) of SEBI (LODR) Regulations 2015 for the quarter ended 31st March 2024, imposing a fine of Rs.5,36,900/- including GST payable to each Exchange.

The Company has replied to BSE and NSE requesting condonation of fine on the

grounds that being a Central Public Sector Enterprise under administrative control of Ministry of Steel, Govt. of India and as per Articles of Association, the President of India acting through the controlling ministry is empowered to appoint all members on the Board of Directors. The letters/ emails received from BSE and NSE were placed before the Board of Directors of the Company in its meetings for their comments / advise. Comments / Advise made by the Board, if any, are informed to the exchanges. The Company is regularly following up with Ministry of Steel, Govt. of India for appointment of requisite number of Independent Directors on the Board of the Company.

Waiver of fine levied pursuant to SEBI circular SEBI/HO/CFD/CMD/CIR/P/2018/77 dated 3rd May 2018 for non-compliance with SEBI Listing Regulations:

- i) NSE waived off fines for non-compliance with Regulation 17 of SEBI Listing Regulations for the quarters ended 31st March 2019, 30th June 2019, 30th September 2019 and 31st December 2019.
- ii) BSE waived off fines for non-compliance with Regulation 17 and 19 of SEBI Listing Regulations for the quarters ended 31st March 2019, 30th June 2019, 30th September 2019, 31st December 2019, 31st March 2020, 30th June 2020, 30th September 2020 and 31st December 2020.

(c) Details of establishment of vigil mechanism / whistle blower policy, and affirmation that no personnel has been denied access to the Audit Committee;

NMDC being a PSU, the guidelines of Central Vigilance Commission (CVC) are applicable which provides adequate safeguard against victimization of the employees. The Board of Directors at its 451st meeting held on 20.09.2012 approved the Whistle Blower Policy of NMDC. The company has effectively implemented its Whistle Blower Policy under CVO, NMDC, who is the designated Nodal Officer for the purpose. No personnel has been denied access to the Audit Committee in respect of Whistle Blower Mechanism.

- (d) Details of compliance with mandatory requirements and adoption of the non-mandatory requirements – All the mandatory provisions of SEBI (LODR) Regulations, 2015 have been duly complied with except the provisions relating to the composition of the Board. Being a Government Company the President of India acting through the controlling ministry is empowered to appoint all

members on the Board of Directors. The Company is regularly following up with Ministry of Steel, Govt. of India for appointment of requisite number of Independent Directors on the Board of the Company.

- (e) Web link where policy for determining 'material' subsidiaries is disclosed;
<https://www.nmdc.co.in/investors/policies-and-documents>
- (f) Web link where policy on dealing with related party transactions;
<https://www.nmdc.co.in/investors/policies-and-documents>
- (g) Disclosure of commodity price risks and commodity hedging activities – Necessary disclosure has been made.
- (h) Details of utilization of funds raised through preferential allotment or qualified institutions placement as specified under Regulation 32 (7A) – N.A.
- (i) A certificate from a company secretary in practice that none of the directors on the Board of the company have been debarred or disqualified from being appointed or continuing as directors of companies by the Board/Ministry of Corporate Affairs or any such statutory authority – CERTIFICATE OF NON-DISQUALIFICATION OF DIRECTORS - Pursuant to Regulation 34(3) and Schedule V Para C clause (10)(i) of the SEBI (Listing Obligations and Disclosure Requirements) Regulations, 2015 is enclosed at Annexure-III(A)
- (j) Where the board had not accepted any recommendation of any committee of the board which is mandatorily required, in the relevant financial year, the same to be disclosed along with reasons thereof:

Provided that the clause shall only apply where recommendation of / submission by the committee is required for the approval of the Board of Directors and shall not apply where prior

approval of the relevant committee is required for undertaking any transaction under these Regulations – Not Applicable

- (k) Total fees for all services paid by the listed entity and its subsidiaries, on a consolidated basis, to the statutory auditor and all entities in the network firm/network entity of which the statutory auditor is a part – ₹ 1.63 crore.
- (l) Disclosures in relation to the Sexual Harassment of Women at Workplace (Prevention, Prohibition and Redressal) Act, 2013:
 - a. number of complaints filed during the financial year – Nil
 - b. number of complaints disposed of during the financial year – Nil
 - c. number of complaints pending as on end of the financial year – Nil
- (m) Details of Presidential Directives issued by Central Government and their compliances during the year and also in the last 3 years:
The Company is following the Presidential Directives and guidelines issued by the Government of India from time to time regarding reservation for SCs, STs and OBCs, implementation of wage revision etc. It has complied with all Presidential Directives applicable to it during the year and also during the last three years.
- (n) Items of expenditure debited in books of accounts, which are not for the purposes of the business.
Nil.
- (o) Expenses incurred which are personal in nature and incurred for the Board of Directors and Top Management.
Nil
- (p) Details of Administrative and Office expenses as a percentage of total expenses was 3.02%.
- (q) Disclosure of Loans and advances in the nature of loans to firms/companies in which directors are interested by name and amount:



Sl. No.	Name of the Entity	Nature of Relationship	Amount as on 31.03.2024 (in Rs. crore)
1	J&K Mineral Development Corporation Ltd.	Subsidiary Company	25.82
2	Karnataka Vijaynagar Steel Ltd.	Subsidiary Company	242.69
3	NMDC-CMDC Ltd.	Joint Venture Company	55.61
4	Kopano-NMDC Minerals (Pty) Ltd.	Joint Venture Company	0.10
5	Jharkhand National Mineral Development Corporation Ltd.	Joint Venture Company	0.10
6	NMDC Steel Ltd.	Entities under common control	2588.72

(r) Details of material subsidiaries of the listed entity; including the date and place of incorporation and the name and date of appointment of the statutory auditors of such subsidiaries - There are no material subsidiaries of the Company.

13. Non-compliance of any requirement of corporate governance report with reasons thereof shall be disclosed.

NMDC being a Central Public Sector Enterprise under administrative control of Ministry of Steel, Govt. of India and as per Articles of Association, the President of India shall appoint all members on the Board of Directors. As on 31.03.2024, the composition of the Board of NMDC Ltd. consists of four (4) Functional Directors, two (2) Government Nominee Directors and four (4) Independent Directors.

Consequent upon resignation of Shri Sanjay Tandon, Independent Director on 15.04.2024, there is a vacancy of five (5) Independent Directors; including one woman Independent Director and two (2) Functional Directors i.e., CMD and Director (Personnel), which needs to be filled in by Ministry of Steel, Govt. of India. Further, Shri Vishwanath Suresh, Director (Commercial) is under suspension w.e.f. 19.01.2024 in terms of order of Ministry of Steel, Government of India. However, Ministry of Steel, Govt. of India vide Order dated 28.06.2024 revoked the order of suspension with immediate effect.

In the absence of requisite number of Independent Directors on the Board of NMDC, the company is non-compliant with the following:-

- (i) Non-compliance with composition of the Board with regard to requisite number of Independent Directors;
- (ii) Non-Compliance with appointment of women Independent Director.

The Company is regularly following up with Ministry of Steel, Govt. of India for appointment of requisite number of Independent Directors on the Board of the Company. The Board of the company has also been informed in this regard at regular intervals.

14. Discretionary requirements as specified in Part E of Schedule II have been adopted.

In respect of discretionary requirements as prescribed in Part-E of Schedule-II to SEBI (Listing Obligations and Disclosure Requirements) Regulations, 2015 the extent of compliance are as under:

A. The Board:

The Chairman and Managing Director of the Company is the Chairman of the Board. Therefore, there is no need for maintenance of a separate Chairman's office.

B. Shareholder Rights:

The Quarterly Financial Results of the Company are published widely in leading newspapers. The said results are also hosted on the website of the Company.

C. Reporting of Internal Auditor:

The company has necessary mechanism / framework for submission of Internal Audit Reports directly to Audit Committee for review.

D. Training of Board Members:

The Directors of the Company are nominated for suitable training / programmes / seminars / mines visit from time to time. The Board of Directors has also approved a policy on training.

15. The disclosures of the compliance with corporate governance requirements specified in regulation 17 to 27 and clauses (b) to (i) of sub-regulation (2) of regulation 46 shall be made in the section on corporate governance of the annual report

Necessary disclosure has been made in the section on Corporate Governance.

16. Declaration signed by the Chief Executive Officer stating that the members of Board of Directors and Senior Management personnel have affirmed compliance with the code of conduct of Board of Directors and senior management

A copy of the Code of Conduct of Board of Directors and Senior Management is posted on the website of the Company. Declaration as required under SEBI (Listing Obligations and Disclosure Requirements) Regulations, 2015 is annexed at Annexure-III (B).

17. Compliance certificate from either the auditors or practicing company secretaries regarding compliance of conditions of corporate governance shall be annexed with the Board Report.

In Compliance with Part-E of Schedule-V of SEBI

(Listing Obligations and Disclosure Requirements) Regulations, 2015, certificate from Company Secretary in whole-time practice regarding compliance of conditions of Corporate Governance is annexed at Annexure III (C).

18. Compliance Certificate of CEO and CFO

As required in terms of Regulation 17(8) of the SEBI (Listing Obligations and Disclosure Requirements) Regulations, 2015, Compliance Certificate duly signed by CMD, NMDC (being the CEO of the company and Director (Finance) [being CFO of the company] has been taken on record by the Board.

19. Disclosures with respect to demat suspense account/ unclaimed suspense account

Pursuant to an offer for sale, Government of India has disinvested 8.38% of its holding in the Company aggregating 33,22,43,200 equity shares of ₹ 1/- each in the financial year 2009-10. During this period, two demat accounts were opened with NSDL & CDSL for crediting unclaimed / suspense equity shares. As per Schedule-V Part F of SEBI (Listing Obligations and Disclosure Requirements) Regulations, 2015, disclosures with respect to unclaimed suspense account are as follows:-



Sl. No.	Particulars	NSDL		CSDL	
		Shareholders	Equity Shares	Shareholders	Equity Shares
1	Opening balance as on 01.04.2010	403	46,400	174	24,460
2	Requests received during the year 2010-11	361	41,760	174	24,460
3	Requests resolved during the year	361	41,760	174	24,460
4	Pending as on 31.03.2011	42	4,640	Nil	Nil
5	Requests received during the year 2011-12	8	1,100	Nil	Nil
6	Pending as on 31.03.2012	34	3,540	Nil	Nil
7	Requests received during the year 2012-13	7	1,060	Nil	Nil
8	Pending as on 31.03.2013	27	2,480	Nil	Nil
9	Requests received during the year 2013-14	Nil	Nil	Nil	Nil
10	Pending as on 31.03.2014	27	2480	Nil	Nil
11	Requests received during the year 2014-15	1	320	Nil	Nil
12	Pending as on 31.03.2015	26	2160	Nil	Nil
13	Requests resolved during the year 2015-16	0	0	Nil	Nil
14	Pending as on 31.03.2016	26	2160	Nil	Nil
15	Requests resolved during the year 2016-17	3	320	Nil	Nil
16	Pending as on 31.03.2017	23	1840	Nil	Nil
17	Requests resolved during the year 2017-18	0	0	Nil	Nil
16	Pending as on 27.03.2018 *	23	1840	Nil	Nil

* The pending shares of 1840 were transferred to IEPF account on 27.03.2018.

The voting rights on these equity shares mentioned in the closing balance shall remain frozen till the rightful owner of such shares claims the shares.

20 (a) Transfer of Dividend and corresponding Ordinary Shares to the Investor Education and Protection Fund

During the financial year 2023-24, unpaid / unclaimed dividend amounts as per details given below were transferred to Investor Education and Protection Fund in terms of Section 124 of the Companies Act, 2013 read with the Investor Education and Protection Fund Authority (Accounting, Audit, Transfer and Refund) Rules, 2016:

Particulars	Amount transferred to IEPF (Rs.)	No. of equity shares transferred to IEPF
Unclaimed 1 st Interim Dividend for the year 2015-16	52,60,185.00	4089
Unclaimed 2 nd Interim Dividend for the year 2015-16	14,79,112.00	3776

Shareholders may claim their unclaimed dividend for the years prior to and including the financial year 2016-17 Interim and the corresponding shares, from the IEPF Authority by applying in the prescribed Form No. IEPF-5. This Form can be downloaded from the website of the IEPF Authority www.iepf.gov.in, the access link of which is also available on the Company's corporate website nmdc.co.in under the section 'Investor Relations'.

The unclaimed dividend for the undernoted years and the corresponding shares will be transferred by the Company to IEPF in accordance with the schedule given below. Communication has been sent to the concerned Shareholders advising them to write to the Investor Service Centre of the Company (ISC) to claim their dividend. Notices in this regard have also been published in newspapers. Details of such unclaimed dividend and corresponding shares are available on the Company's corporate website under the section 'Investor Relations'. Attention in particular is drawn that the unclaimed dividend for the financial year 2016-17 Final and the corresponding shares will be due for transfer to IEPF on 29-10-2024.

Financial Year	Dividend Identification No.	Date of declaration of Dividend	Total Dividend (Rs.)	Unclaimed Dividend as on 31.03.2024		Due date for transfer to IEPF
				Rs.	%	
2016-17	2016-17 Final	22.09.2017	3163890474.00	693967.00	0.021934	29.10.2024
2017-18	2017-18 Interim	26.03.2018	13604741375.00	2814968.00	0.088972	02.05.2025
2018-19	2018-19 Interim	12.03.2019	16901412082.00	3375104.00	0.110231	18.04.2026
2019-20	2019-20 Interim	06.02.2020	16197198449.00	3316710.00	0.108324	15.03.2027
2020-21	2020-21 Interim	11.03.2021	22741509724.00	3910991.00	0.133453	16.04.2028
2021-22	2021-22 1 st Interim	03.12.2021	26404769975.00	5314299.00	0.181338	10.01.2029
2021-22	2021-22 2 nd Interim	08-02-2022	16792499274.00	3344648.00	0.114128	14.03.2029
2022-23	2022-23 Interim	14-02-2023	10989904198.00	2511196.00	0.085689	21.03.2030
2022-23	2022-23 Final	07-09-2023	8352314810.00	2123443.00	0.072457	14-10-2030
2023-24	2023-24 Interim	14-02-2024	16272503195.00	9679946.00	0.330305	21-03-2031

(b) Investors having any complaints relating to Company "other than Offer for Sale made by the Government of India" may register the complaint with M/s Aarthi Consultants Pvt. Ltd. at the following address:

M/s Aarthi Consultants Pvt Ltd.,
D.No. 1-2-285, Domalguda
Hyderabad - 500 029.
Phone Nos. 040-27638111/27634445,
Fax No. 040-27632184
Email : ims@nmdc.co.in,
info@aarthicconsultants.com
Web site : www.aarthicconsultants.com
Contact Person: Mr. G. Bhaskara Murthy, General Manager

(c) Investors having any grievance relating to "Offer for Sale made by the Government of India in March 2010" may register the complaint with M/s Karvy Fintech Pvt. Ltd. at the following address:

K Fin Technologies Limited
Selenium Tower B,
Plot No.31-32, Gachibowli,
Financial District, Nanakramguda,
Hyderabad – 500 032
Tel: 040-23420815
Fax: 040-23431551
Email: nmdc.ipo@karvy.com
Contact Person: Mr. M. Murali Krishna, General Manager

(d) Investor Relation Cell:

The Investor Relation Cell is also looked after by

the Board & Company Affairs Department. The Company organizes Investors / Analysts / Brokers meet / Conference Call as per requirement. Corporate Presentation, details of provisional production & sales, prices of iron ore and other material information are informed to Stock Exchanges and are uploaded on the Company's website.

(e) Nodal Officer for coordinating with IEPF Authority – Company Secretary, NMDC

21. NMDC's Code for Prevention of Insider Trading

In pursuance of SEBI (Prohibition of Insider Trading) Regulations, 2015 and its amendments, the Board of NMDC has approved the Internal Code of Conduct for Prevention of Insider Trading in dealing with Securities of NMDC Limited. The Code is framed with an aim that the employees of the Company and his/her Dependents shall not derive any benefit or assist others to derive any benefit from the access to and possession of Price Sensitive Information about the Company which is not in the public domain.

22. Meeting of Non-official (Independent) Directors

In compliance with DPE vide Office Memorandum No. F. No. 16(4)/2012-GM dated 28th Dec 2012 and Companies Act, 2013 a separate meeting of Non-official (Independent) Directors was held on 05.07.2023.

23. Disclosure of agreements binding listed entities – Nil

Annexure - III(A)



B. R. Agrawal & Associates

Practicing Company Secretaries

Goyal Enterprises 18/952, Civil Station Road
Opp. Hotel Satkar, Raipur (C.G.) - 492009,
Phone : 0771-4061914, 4911914
Mobile : 98264-26263
E-mail : corporategovernance03@gmail.com

CERTIFICATE OF NON-DISQUALIFICATION OF DIRECTORS
(Pursuant to the Regulation 34(3) and Schedule V Para C clause (10) (i) of the SEBI (Listing Obligations and Disclosure Requirements) Regulations, 2015)

To
The Members of
NMDC Limited
Khanij Bhavan, 10-3-311/A,
Castle Hills, Masab Tank,
Hyderabad (TG) -500028.

I have examined the relevant registers, records, forms, returns and disclosures received from the Directors of **M/s. NMDC Limited** having **CIN L13100TG1958GOI001674** and having registered office at Khanij Bhavan, 10-3-311/A, Castle Hills, Masab Tank, Hyderabad (TG) -500028 (hereinafter referred to as 'the Company'), produced before me by the Company for the purpose of issuing this Certificate, in accordance with Regulation 34(3) read with Schedule V Para-C Sub clause 10(i) of the Securities Exchange Board of India (Listing Obligations and Disclosure Requirements) Regulations, 2015.

In my opinion and to the best of my information and according to the verifications (including Directors Identification Number (DIN) status at the portal www.mca.gov.in) as considered necessary and explanations furnished to me by the Company & its officers, I hereby certify that none of the Directors on the Board of the Company as stated below for the Financial Year ending on 31st March, 2024 have been debarred or disqualified from being appointed or continuing as Director of Company by the Securities and Exchange Board of India, Ministry of Corporate Affairs or any other statutory authority to the best of my knowledge.

Sr No.	Name of Director	DIN	Date of Appointment in Company *
01.	Shri Amitava Mukherjee	08265207	20/11/2018
02.	Ms. SukritiLikhi	01825997	23/04/2021
03.	Shri Abhijit Narendra	07851224	09/02/2023
04.	Shri Dilip Kumar Mohanty	09296720	05/10/2021
05.	Shri Vishwanath Suresh	10059734	01/03/2023
06.	Shri Vinay Kumar	10172521	19/05/2023
07.	Shri Sanjay Kumar Singh	09347257	29/12/2021
08.	Shri Anil SadashivraoKamble	07528586	01/11/2021
09.	Shri Vishal Babber	09344150	01/11/2021
10.	Shri SanjayTandon	00484699	01/11/2021



*The date of appointment is as per the MCA portal.

I hereby further certify that as per the information available on MCA portal, Shri Sanjay Tandon has been resigned from the position of Independent Director of the Company w.e.f. 15/04/2024.

Further, as per the information available on the website of the Company, Shri Vishwanath Suresh, Director (Commercial), was placed under suspension w.e.f. 19.01.2024 in terms of Order of Ministry of Steel, Govt. of India. However, Ministry of Steel, Govt. of India vide Order dated 28.06.2024 revoked the order of suspension with immediate effect.

As the Company is a Central Public sector Enterprise under administrative control of Ministry of Steel, Government of India and pursuant to the Article no. 73 and 74 of the Article of Associations, the President of India have right to appoint all the member of the Board. Further, my responsibility is to express an opinion based on my verification. This certificate is neither an assurance as to the future viability of the Company nor of the efficiency or effectiveness with which the management has conducted the affairs of the Company.

**For, B.R. Agrawal & Associates
Practicing Company Secretary**

Brajesh R. Agrawal

**(Brajesh R. Agrawal)
M. No. 5771 | C.P. No. 5649
UDIN: F005771F000690587
PR No. 4710/2023**



**Date: 08/07/2024
Place: Raipur**

Annexure - III(B)



एन एम डी सी लिमिटेड NMDC Limited

(भारत सरकार का उद्यम) (A GOVT. OF INDIA ENTERPRISE)


पंजीकृत कार्यालय : 'खनिज भवन', 10-3-311/ए, कैसल हिल्स, मासाब टैंक, हैदराबाद - 500 028.

Regd. Office : 'Khanij Bhavan' 10-3-311/A, Castle Hills, Masab Tank, Hyderabad - 500 028.

नैगम पहचान संख्या / Corporate Identity Number : L13100TG1958 GOI 001674

DECLARATION AS REQUIRED UNDER REGULATION 26(3) READ WITH SCHEDULE-V OF SEBI (LISTING OBLIGATIONS AND DISCLOSURE REQUIREMENTS) REGULATIONS, 2015

In compliance with Regulation 26(3) read with Schedule-V of SEBI (Listing Obligations and Disclosure Requirements) Regulations, 2015, all the Members of the Board of Directors and Senior Management Personnel have affirmed compliance with the Code of Conduct for Board Members and Senior Management Personnel of NMDC Limited for the year ended 31st March 2024.


Amitava Mukherjee
Chairman and Managing
Director (Addl. Charge)
(DIN: 08265207)

Place : HYDERABAD
Date : 20.6.2024

Annexure - III(C)



B. R. Agrawal & Associates

Practicing Company Secretaries

Goyal Enterprises 18/952, Civil Station Road
Opp. Hotel Satkar, Raipur (C.G.) - 492009,
Phone : 0771-4061914, 4911914
Mobile : 98264-26263
E-mail : corporategovernance03@gmail.com

AUDITORS' CERTIFICATE REGARDING COMPLIANCE OF CONDITIONS OF CORPORATE GOVERNANCE

To,
The Members of,
NMDC Limited,
Khanij Bhavan, 10-3-311/A,
Castle Hills, Masab Tank,
Hyderabad (TG) -494001.


I, have examined the compliance of the conditions of Corporate Governance by **NMDC Limited** ("the Company") for the year ended on March 31, 2024 as stipulated under Regulations 17 to 27 and clauses (b) to (i) of sub-regulation (2) of Regulation 46 and para C, D and E of Schedule V of the Securities and Exchange Board of India (Listing Obligations and Disclosure Requirements) Regulations, 2015 ("SEBI Listing Regulation") and the Guidelines on Corporate Governance for Central Public Sector Enterprise issue by the Department of Public Enterprise (DPE), Government of India.

The compliance of conditions of Corporate Governance is the responsibility of the management of the Company. My examination was limited to the review of procedures and implementation thereof, as adopted by the Company for ensuring compliance with conditions of Corporate Governance. It is neither an audit nor an expression of opinion on the financial statement of the Company.

In my opinion and to the best of my information and according to the explanation given to me, I hereby certify that the company has complied with the conditions of Corporate Governance as stipulated in the above-mentioned SEBI Listing Regulations and DPE Guidelines during the financial year 2023-24 *except for appointment of requisite number of Independent Directors and Woman Independent Director on the Board*. Further, NMDC, being a Government Company, all the Directors are appointed by the President of India, acting through administrative ministry, i.e., Ministry of Steel, Govt. of India.

I further state that such compliance is neither an assurance as to the future viability of the Company nor of the efficiency or effectiveness with which the management has conducted the affairs of the company.

For, **B.R. Agrawal & Associates**
Practicing Company Secretary


(Brajesh R. Agrawal)
C.P. No. 5649 | M. No. 5771
UDIN: F005771F000679061
PR No. 4710/2023

Date: 05/07/2024
Place: Raipur



Annexure - IV

Business Responsibility and Sustainability Report FY 2023-24

Foreword

BRSR Overview

Section A: General Disclosures

Section B: Management and Process Disclosures

Section C: Principle-wise Performance Disclosure

Principle 1	Businesses should conduct and govern themselves with integrity and in a manner that is ethical, transparent, and accountable
Principle 2	Businesses should provide goods and services in a manner that is sustainable and safe
Principle 3	Businesses should respect and promote the well-being of ALL employees, including those in their value chains
Principle 4	Businesses should respect the interests of and be responsive to ALL their stakeholders
Principle 5	Businesses should respect and promote human rights
Principle 6	Businesses should respect and make efforts to protect and restore the environment
Principle 7	Businesses, when engaging in influencing public and regulatory policy, should do so in a manner that is responsible and transparent
Principle 8	Businesses should promote inclusive growth and equitable development
Principle 9	Businesses should engage with and provide value to their consumers in a responsible manner

SECTION A: GENERAL DISCLOSURES

I. Details of listed entity

1. Corporate Identity Number (CIN) of the listed entity	L13100TG1958GOI001674
2. Name of the listed entity	NMDC Limited (NMDC)
3. Year of Incorporation	1958
4. Registered office address	Khanij Bhavan, 10-3-311/A, Castle Hills, Masab Tank, Hyderabad - 500 028
5. Corporate address	Khanij Bhavan, 10-3-311/A, Castle Hills, Masab Tank, Hyderabad - 500 028
6. E-mail	ims@nmdc.co.in
7. Telephone	040-2353 8757
8. Website	www.nmdc.co.in
9. Financial year for which reporting is being done	April 1, 2023 - March 31, 2024
10. Name of the Stock Exchange(s) where shares are listed	BSE Limited (BSE), National Stock Exchanges of India Limited (NSE), Calcutta Stock Exchanges Ltd.
11. Paid-up Capital	Rs. 293.06 Crores
12. Name and contact details (telephone, email address) of the person who may be contacted in case of any queries in the BRSR report	Shri A.S Pardha Saradhi Executive Director & Company Secretary Tel: 040-23538757 Email ID: cs_pardha@nmdc.co.in
13. Reporting boundary	Standalone Basis
14. Name of assurance provider	Bureau Veritas (India) Pvt. Ltd.
15. Type of assurance obtained	Reasonable

II. Products/services

16. Details of business activities (accounting for 90% of the turnover):

Sl. No.	Description of Main Activity	Description of Business Activity	% Of Turnover of the entity
1	Mining	Extraction of Iron Ore. NMDC is producing over 45 MTPA of iron ore from its major iron-producing units i.e., from Bailadila Sector in Chhattisgarh and Donimalai in Bellary-Hospet region in Karnataka.	99%

17. Products/Services sold by the entity (accounting for 90% of the entity's Turnover):

Sl. No.	Product/Service	NIC Code	% Of total Turnover contributed
1	Iron Ore	071	99%
2	Diamond	089	
3	Pellets	241	
4	Sponge Iron	241	1%
5	Wind Power	351	

III. Operations

18. Number of locations where plants and/or operations/offices of the entity are situated:

Location	Number of operations	Number of offices	Total
National	4*	1	5
International	0	0	0

*Three Iron Ore Mines (Kirandul, Bachel and Donimalai),one Diamond Mine (Panna)

19. Markets served by the entity

a) Number of locations

Locations	Number
National (No. of states)	11
International (No. of Countries)	0

b) What is the contribution of exports as a percentage of the total turnover of the entity?

Nil

c) A brief on types of customers

NMDC serves B2G, B2B, and B2C customers meeting their resource requirements across the value chain. Majority of the customers are steel manufacturers.

IV. Employees

20. Details as at the end of the Financial Year:

a) Employees and Workers (including differently abled):

Sl. No.	Particulars	Total (A)	Male		Female	
			No. (B)	% (B / A)	No. (C)	% (C / A)
EMPLOYEES (Executives)						
1.	Permanent (D)	1,647	1,565	95.02	82	4.98
2.	Other than Permanent (E)	0	0	0.00	0	0.00
3.	Total employees (D + E)	1,647	1,565	95.02	82	4.98
WORKERS (Non-Executives)						
4.	Permanent (F)	3,983	3,696	92.79	287	7.21
5.	Other than Permanent (G)	5,309	4,615	86.93	694	13.07
6.	Total workers (F + G)	9,292	8,311	89.44	981	10.56

b) Differently abled Employees and workers:

Sl. No.	Particulars	Total (A)	Male		Female	
			No. (B)	% (B/A)	No. (C)	% (C/A)
DIFFERENTLY ABLED EMPLOYEES (Executives)						
1.	Permanent (D)	21	19	90.48	2	9.52
2.	Other than Permanent (E)	0	0	0.00	0	0.00
3.	Total differently abled employees (D + E)	21	19	90.48	2	9.52
DIFFERENTLY ABLED WORKERS (Non-Executives)						
4.	Permanent (F)	87	80	91.95	7	8.05
5.	Other than permanent (G)	14	11	78.57	3	21.43
6.	Total differently abled workers (F + G)	101	91	90.10	10	9.90

21. Participation/Inclusion/Representation of women

Particulars	Total (A)	No. and percentage of females	
		No. (B)	% (B/A)
Board of Directors (BoD)	10	1	10.0
Key Management Personnel (KMP)	1	0	0

22. Turnover rate (%) for permanent employees (Executives) and workers (Non-Executives)

Particulars	FY 2023-24			FY 2022-23			FY 2021-22		
	Male	Female	Total	Male	Female	Total	Male	Female	Total
Permanent Employees	5.30	8.53	5.46	5.60	1.13	5.36	4.12	5	4.17
Permanent Workers	3.38	2.09	3.28	4.27	2.17	4.13	3.53	2.14	3.43

V. Holding, Subsidiary, and Associate Companies (including joint ventures)

23. (a) Names of holding/subsidiary / associate companies / joint ventures

S. No	Name of the holding/subsidiary/associate companies/joint ventures (A)	Indicate whether holding/ subsidiary/ Associate company/ joint venture	% of shares held by the listed entity	Does the entity indicated at column A participate in the Business Responsibility initiatives of the listed entity? (Yes/No)
1	Legacy Iron Ore Ltd.	Subsidiary	91.38%	No
2	J&K Mineral Development Corporation Ltd.	Subsidiary	95.86%	No
3	Karnataka Vijayanagar Steel Ltd.	Subsidiary	100%	No
4	NMDC-SARL, Madagascar	Subsidiary	100%	No
5	NMDC CSR Foundation	Subsidiary	100%	No
6	Kopano-NMDC Minerals (pty.) Ltd. South Africa	Joint Venture	50%	No
7	Jharkhand National Mineral Development Corporation Ltd.	Joint Venture	60%	No
8	NMDC-CMDC Ltd.	Joint Venture	51%	No
9	Bastar Railway Pvt. Ltd.	Joint Venture	52%	No
10	Romelt-SAIL (India) Ltd.	Associate	25%	No
11	International Coal Ventures Pvt. Ltd.	Associate	25.94%	No
12	Krishnapatnam Railway Company Ltd.	Associate	6.4%	No
13	Chhattisgarh Mega Steel Ltd.	Associate	26%	No

VI. CSR Details

24. (i) Whether CSR is applicable as per Section 135 of the Companies Act, 2013: Yes

(ii) Turnover (in Rs.): 21,294 Crores (Revenue from operations)

(iii) Net worth (in Rs.): 25,406 Crores

VII. Transparency and Disclosures Compliances:

25. Complaints/Grievances on any of the principles (Principles 1 to 9) under the National Guidelines on Responsible Business Conduct:

Stakeholder group from whom complaint is received	Grievance Redressal Mechanism in Place (Yes/No) <i>(If yes, then provide web-link for grievance redress policy)</i>	FY2023-24 Current Financial Year			FY2022-23 Previous Financial Year		
		Number of complaints filed during the year	Number of complaints pending resolution at close of the year	Re-remarks	Number of complaints filed during the year	Number of complaints pending resolution at close of the year	Re-remarks
Communities		299	2		83	7	
Investors (Other than shareholders)		0	0		0	0	
Shareholders	Yes. It can be found in NMDC's Whistleblower Policy. Link: https://www.nmdc.co.in/cms-admin/Upload/Policies-Documents/405f4d8884cb49bdbf42fc548d4eda2_20210920061059002.pdf	15	0		21	0	
Employees and workers		11	0		23	1	
Customers		8	0		42	0	
Value Chain Partners		2	2		0	0	
Other (Please specify)		165	5		85	12	

26. Overview of the entity's material responsible business conduct issues:

Sl. No.	Material issue identified	Indicate whether risk or opportunity (R/O)	Rationale for identifying the risk/opportunity	In case of risk, approach to adapt or mitigate	Financial implications of the risk opportunity (Indicate positive or negative implications)
1	Energy	Risk / Opportunity	<p>Risk</p> <p>NMDC's operations are dependent on fossil fuels for running its equipment and other operations. The company's profitability is dependent on continuous availability of fuels at constant price. Any fuel price fluctuation impacts the company's profitability.</p> <p>Opportunity</p> <p>Energy transition provides an opportunity for NMDC to transition to green and renewable energy and contribute to India's NDCs.</p>	The company constantly monitors its fuel consumption and has introduced several retrofits/ initiatives to optimize fuel consumption.	Negative/ Positive

Sl. No.	Material issue identified	Indicate whether risk or opportunity (R/O)	Rationale for identifying the risk/ opportunity	In case of risk, approach to adapt or mitigate	Financial implications of the risk opportunity (Indicate positive or negative implications)
2	Climate Change Vulnerability	Risk	Climate Change poses risks to mining operations. Events like heavy rainfall may result in slow-down in mining activities and improving the company's revenues.	NMDC is in the process of conducting robust climate risk assessments to determine transition and physical risks and will subsequently develop a climate change mitigation and adaptation strategy.	Negative
3	Biodiversity	Risk / Opportunity	<p>Risk</p> <p>NMDC operates in areas of dense biodiversity. The mining operations and resultant waste may pose threats to biodiversity. Any negative impact on biodiversity also poses a risk of community agitation and legal & regulatory sanctions on the company's expansion plans.</p> <p>Opportunity</p> <p>NMDC rigorously contributes to biodiversity enhancement at all project sites and the nearby areas.</p> <p>The company's afforestation activities present an opportunity for creating carbon sinks to offset its emissions.</p>	NMDC seeks periodic renewal of Environmental Clearances. NMDC has also developed project-specific biodiversity management plans.	Negative/ Positive
4	Water	Risk	Water is used in operation for ore-washing and runoff water from tailings pose a risk of nearby land contamination. This may result in community agitations and regulatory interventions resulting in reputational risk.	NMDC has ceased wet-washing of ores at most mines, except for Bachel, thereby reducing the associated risk. Additionally, NMDC aims to achieve 100% recycled water usage for dust suppression by implementing sprinkling techniques at mine sites by 2025.	Negative

Sl. No.	Material issue identified	Indicate whether risk or opportunity (R/O)	Rationale for identifying the risk/ opportunity	In case of risk, approach to adapt or mitigate	Financial implications of the risk opportunity (Indicate positive or negative implications)
5	Human Resource Management and Human Capital Development	Opportunity	NMDC's employees and workers present and opportunity to further NMDC's commitments to sustainability. The company has integrated ERP to monitor its human resource department, leveraging technology to connect employees and workers across projects. NMDC is conducting regular trainings and has introduced regular ESG training in the annual module for the senior management. NMDC's skill development initiatives are also helping employees integrate digital skills into their day-to-day work. Trainings are also conducted to help in preventing health and safety-related incidents at mine sites.		Positive
6	Community Relations	Opportunity	NMDC acknowledges social development as its utmost priority. The company undertakes CSR activities that address the needs of the communities, helping it build deeper, more transparent relationships with community members.		Positive
7	Occupational Health and Safety	Risk	Mining activities may pose occupational health and safety risks to employees and workers owing to the nature of operations.	NMDC conducts periodic training/ sensitization sessions for its employees and workers. NMDC monitors its accident statistics through its trained safety professionals deployed on-site. NMDC apprises the Senior management including the Board of Directors on the safety-related incidents and corresponding preventive actions periodically.	Negative

Sl. No.	Material issue identified	Indicate whether risk or opportunity (R/O)	Rationale for identifying the risk/ opportunity	In case of risk, approach to adapt or mitigate	Financial implications of the risk opportunity (Indicate positive or negative implications)
8	Right to Indigenous People	Risk	NMDC's project sites at Kirandul and Bachelu are located near the Indigenous people's inhabitations. This exposes the company to the reputational risk of impacting the indigenous population.	NMDC interacts with indigenous people regularly and has positively impacted the lives of many, in the surrounding areas in terms of better connectivity, improved access to medical facilities, markets for local produce, and many more opportunities for socioeconomic development.	Negative
9	Economic Performance	Opportunity	NMDC has remained the largest iron-ore producer in the country. Its processes are deeply linked with innovation and technology, keeping it ahead of the curve always.		Positive

SECTION B: MANAGEMENT AND PROCESS DISCLOSURES

This section is aimed at helping businesses demonstrate the structures, policies and processes put in place towards adopting the NGRBC Principles and Core Elements.

Disclosure Questions	P 1	P 2	P 3	P 4	P 5	P 6	P 7	P 8	P 9
Policy and management processes									
1. a. Whether your entity’s policy/policies cover each principle and its core element of the NGRBCs. (Yes/No)	Y	Y	Y	Y	Y	Y	Y	Y	Y
b. Has the policy been approved by the Board? (Yes/No)	Y	Y	Y	Y	Y	Y	Y	Y	Y
c. Web Link of the Policies, if available	<p>https://www.nmdc.co.in/investors/policies-and-documents</p> <p>Some of the policies of the NMDC are accessible only to employees and other internal stakeholders through the intranet.</p>								
2. Whether the entity has translated the policy into procedures. (Yes / No)	Y	Y	Y	Y	Y	Y	Y	Y	Y
3. Do the enlisted policies extend to your value chain partners? (Yes/No)	Y	Y	Y	Y	Y	Y	Y	Y	Y
4. Name of the national and international codes/ certifications/labels/ standards (e.g.,Forest Stewardship Council, Fairtrade, Rainforest Alliance, Trustea) standards (e.g.,SA 8000, OHSAS, ISO, BIS) adopted by your entity and mapped to each principle	<p>NMDC is compliant and accredited with the certifications ISO 9001-2015, ISO 14001:2015, ISO 45001:2018 and SA 8000:2014, OHSAS 18001:2007; NMDC follows GRI standards for measuring and reporting its sustainability performance.</p>								
5. Specific commitments, goals, and targets set by the entity with defined timelines if any	<p>At NMDC, we prioritize technology and innovation in our mining processes to ensure eco-friendliness. These advancements play a crucial role in achieving our Environmental, Social, and Governance (ESG) objectives. Our specific targets include:</p> <ol style="list-style-type: none"> Increasing Renewable Energy Share: We are actively working to raise our utilization of renewable energy to 25%. Zero Harm to Life: The safety and well-being of our workforce remain our top priority. Human Rights Audits: Rigorous audits at project sites uphold human rights standards. Organizational Structure: Clearly defined roles and responsibilities for ESG management are integrated throughout our organization. <p>Additionally, NMDC is making significant progress toward its Net Zero strategy, aligning with global sustainability efforts.</p>								
6. Performance of the entity against the specific commitments, goals, and targets along with reasons in case the same are not met	<p>Additional information regarding performance against commitments, goals, and targets, including reasons for any non-compliance, would be provided in the relevant sections of the report.</p>								
Governance, leadership, and oversight									
7. Statement by the director responsible for the business responsibility report, highlighting ESG related challenges, targets, and achievements (listed entity has flexibility regarding the placement of this disclosure)	<p>NMDC is steadfast in its commitment to protecting the environment and promoting sustainability. Through investment in cutting-edge technologies and research initiatives, NMDC aims to reduce waste and implement eco-friendly practices throughout its operations. The company has also established a comprehensive</p>								

governance system designed to minimize its environmental footprint and optimize resource efficiency. This dedication to sustainability permeates all levels of business, from everyday activities to strategic long-term planning.

The company faces significant ESG challenges and opportunities, particularly in enhancing resource efficiency, reducing GHG emissions, fostering transparent governance structures, and managing its impact on communities and the environment. Efficient resource management through advanced technologies and operational practices is crucial for NMDC to sustain productivity while minimizing resource consumption and GHG emissions. Transparent governance and rigorous risk assessments ensure ethical decision-making and proactive risk mitigation, reinforcing NMDC's commitment to sustainable growth and building trust among stakeholders.

NMDC consistently strives to enhance its sustainability initiatives and integrate them into core business strategies. Looking ahead, NMDC remains committed to pursuing sustainable and ethical growth, aiming to ensure that its current efforts contribute to a more sustainable and prosperous future for all.

8. Details of the highest authority responsible for implementation and oversight of the Business Responsibility policy (ies).

Shri A.S. Pardha Saradhi
 Executive Director & Company Secretary
 Email id - cs_pardha@nmDC.co.in

9. Does the entity have a specified Committee of the Board/ Director responsible for decision making on sustainability related issues? (Yes / No). If yes, provide details.

Yes. The following Committees of the Board with their specific terms of reference are in place to ensure decision-making/oversight on sustainability-related issues –

- Sustainability and CSR Committee
- Stakeholders Relationship Committee
- Risk Management Committee

Details of Review of NGRBCs by the Company:																																																																																																			
Subject for Review	Indicate whether review was undertaken by Director / Committee of the Board/ Any other Committee.									Frequency (Annually/ Half yearly/ Quarterly/ Any other – please specify)																																																																																									
	P1	P2	P3	P4	P5	P6	P7	P8	P9	P1	P2	P3	P4	P5	P6	P7	P8	P9																																																																																	
10	Performance against above policies and follow up action									Yes									Annually																																																																																
	Compliance with statutory requirements of relevance to the principles, and rectification of any non-compliances									Yes; Annually																																																																																									
11	Has the entity carried out independent assessment/ evaluation of the working of its policies by an external agency? (Yes/No). If yes, provide the name of the agency.									P1										P2										P3										P4										P5										P6										P7										P8										P9									
										N										N										N										N										N										N										N										Y*										N									

* Impact assessment has been carried out for CSR projects

12. If answer to question (1) above is “No” i.e., not ALL Principles are covered by a policy, reasons to be stated:

Questions	P1	P2	P3	P4	P5	P6	P7	P8	P9
The entity does not consider the principles material to its business (Yes/No)									
The entity is not at a stage where it is in a position to formulate and implement the policies on specified principles (Yes/No)									
The entity does not have the financial or/human and technical resources available for the task (Yes/No)									
It is planned to be done in the next financial year (Yes/No)									
Any other reason (please specify)									

Not Applicable

SECTION C: PRINCIPLE WISE PERFORMANCE DISCLOSURE

Principle 1: Businesses should conduct and govern themselves with integrity, and in a manner that is Ethical, Transparent and Accountable

Essential Indicators

1. Percentage coverage by training and awareness programs on any of the principles during the financial year:

Segment	Total number of training and awareness programmes held	Topics / principles covered under the training and its impact	% of persons in respective category covered by the awareness programmes
Board of Directors (BOD)	1	Concept of Corporate Governance, fiduciary duties and responsibilities of Directors	10%
Key Managerial Personnel	1	Corporate Governance roadmap, changing business trends	100%
Employees other than Board of Directors and Key Managerial Personnel (KMPs)	654	First Aid, Fire Fighting, General Safety in Mines, Behavior Based Safety & Skill Development, Knowledge upgradation.	100%
Workers			

2. **Details of fines / penalties / punishment / award / compounding fees / settlement amount paid in proceedings (by the entity or by its directors / KMPs) with regulators/ law enforcement agencies/ judicial institutions in FY 2023-24.**

The Company has received a Notice levying fines/penalties on the Company for non-compliance with regard to composition of the Board in terms of Regulation 17 of SEBI (LODR) Regulations, 2015. Details of the same are mentioned in the Corporate Governance Report.

The Company has replied to BSE and NSE requesting for condonation of fine on the grounds that being a Central Public Sector Enterprise under administrative control of Ministry of Steel, Govt. of India and as per Articles of Association, the President of India acting through the controlling ministry is empowered to appoint all members on the Board of Directors. The correspondence from BSE and NSE was placed before the Board of Directors of the Company in its meetings and the comments made by the Board, if any, were informed to the exchanges. The Company is also regularly requesting the Ministry of Steel, Govt. of India for appointment of the requisite number of Independent Directors on the Board of the Company.

Particulars	NGRBC Principle	Name of the regulatory/ enforcement agencies/ judicial institutions	Amount (In INR)	Brief of the Case	Has an appeal been preferred? (Yes/No)
Monetary					

Penalty/ Fine

Settlement

Nil

Compounding fee

Non-Monetary					
Particulars	NGRBC Principle	Name of the regulatory/ enforcement agencies/ judicial institutions	Brief of the Case	Has an appeal been preferred? (Yes/No)	
Imprisonment					
Punishment					

Nil

3. Of the instances disclosed in Question 2 above, details of the Appeal/Revision preferred in cases where monetary or non-monetary action has been appealed.

Case Details	Name of the regulatory/ enforcement agencies/ judicial institutions
NA	

NA

4. Does the entity have an anti-corruption or anti-bribery policy? If yes, provide details in brief and if available, provide a web-link to the policy.

Yes. The principles of anti-corruption and anti-bribery form a part of the code of conduct and various policies and procedures adopted by NMDC. The company has entered into an MoU with Transparency International India for implementation of the Integrity Pact Programme with the view to improve transparency in procurement.

Further, in line with the company's act and LODR regulations, the company has a Whistleblower Policy in place which aims to safeguard the employees from reprisals or victimization for whistleblowing in good faith in case they observe any unethical and improper practices, procedures, or wrongful conduct. The weblink for the Whistle-blower policy has been given below:

https://www.nmdc.co.in/cms-admin/Upload/Policies-Documents/405f4d8884cb49bdbf42fc548d4eda2_20210920061059002.pdf

5. Number of Directors/KMPs/employees/workers against whom disciplinary action was taken by any law enforcement agency for the charges of bribery/ corruption:

Segment	FY2023-24 (Current Financial Year)	FY2022-23 (Previous Financial Year)
Directors	0	0
Key Managerial Personnel (KMP)	0	0
Employees	0	0
Workers	0	0

6. Details of complaints with regard to conflict of interest:

Particulars	FY 2023-24 (Current Financial Year)		FY 2022-23 (Previous Financial Year)	
	Number	Remarks	Number	Remarks
Number of complaints received in relation to issues of Conflict of Interest of the Directors	0	Nil	0	Nil
Number of complaints received in relation to issues of Conflict of Interest of the KMPs	0	Nil	0	Nil

7. Provide details of any corrective action taken or underway on issues related to fines / penalties / action taken by regulators/ law enforcement agencies/ judicial institutions, on cases of corruption and conflicts of interest.

Not applicable as no complaints regarding conflicts of interest were received.

8. Number of days of accounts payables ((Accounts payable *365) / Cost of goods/services procured) in the following format:

	FY 2023-24 (Current Financial Year)	FY 2022-23 (Previous Financial Year)
Number of days of accounts payables	9	13

9. Open-ness of business

Provide details of concentration of purchases and sales with trading houses, dealers, and related parties along-with loans and advances & investments, with related parties, in the following format:

Parameter	Metrics	FY2023-24 (Current Financial Year)	FY2022-23 (Previous Financial Year)
Concentration of Purchases	a. Purchases from trading houses as % of total purchases	Nil	Nil
	b. Number of trading houses where purchases are made from	Nil	Nil
	c. Purchases from top 10 trading houses as % of total purchases from trading houses	Nil	Nil
Concentration of Sales	a. Sales to dealers / distributors as % of total sales	Nil	Nil
	b. Number of dealers / distributors to whom sales are made	Nil	Nil
	c. Sales to top 10 dealers / distributors as % of total sales to dealers / distributors	Nil	Nil
Share of RPTs in	a. Purchases (Purchases with related parties / Total Purchases)	0.008%	0.07%
	b. Sales (Sales to related parties / Total Sales)	6%	0.26%
	c. Loans & advances (Loans & advances given to related parties / Total loans & advances)	7%	58%
	d. Investments (Investments in related parties / Total Investments made)	11%	0%

Leadership Indicators

1. Awareness programmes conducted for value chain partners on any of the Principles during the financial year:

There was no awareness programme conducted for value chain partners during the financial year.

2. Does the entity have processes in place to avoid/ manage conflict of interests involving members of the Board? (Yes/No) If yes, provide details of the same.

Yes, there is a Vigilance department that plays an advisory role and after investigation or study of any matter or any system/process of the organization, suggests system improvements. In case, during investigation any deviation or misconduct with malicious intention is found on the part of any employee, vigilance may bring it to the notice of the Disciplinary Authority, in a confidential manner, with recommendation for necessary disciplinary action as deemed fit. However, whether recommendations from vigilance warrant for disciplinary action /imposition of penalty or not is to be decided by such authority only.

Further, there is a Board approved Policy on Related Party Transactions specifically capturing the criteria for determining materiality and standard operating procedures for dealing with related party transactions of the Company. The Audit Committee headed by the Independent Director, independently reviews, and recommends the related party transactions for approval of the Board, as may be required in terms of extant statutory provisions.

Also, there is a Board approved Code of conduct for Board of Directors and Senior Management of NMDC which provides necessary guidelines to avoid conflict of interest. This specifies that the director(s) shall not be involved in a situation in which he/she may have a direct or indirect interest that conflicts, or may conflict, with the interest of the company. All Board members and members of Senior Management must affirm compliance with the said Code annually and a consolidated certificate thereof, duly signed by the CEO, i.e. CMD in our case, is annexed to the Corporate Governance Report.

The Board members also disclose to the Board their concern / interest as Director / Partner / otherwise in other bodies corporate, from time to time. In case of conflict of interest with any agenda item, the concerned Director recuses himself/herself from discussion on that agenda item. Further, there is no expenditure incurred by the Company, which is personal in nature and incurred for the Board of Directors and Top Management, and this fact has been disclosed in the Corporate Governance Report.

Weblinks containing the Policies / Code referred above are provided herein:

<https://www.nmdc.co.in/investors/policies-and-documents>

Principle 2: Businesses should provide goods and services in a manner that is sustainable and safe.

Essential Indicators

1. Percentage of R&D and Capital Expenditure (capex) investments in specific technologies to improve the environmental and social impacts of product and processes to total R&D and Capex investments made by the entity, respectively.

Particulars	FY2023-24 (Current Financial Year)	FY2022-23 (Previous Financial Year)	Details of improvements in environmental and social impacts
Research and Development (R&D)	3.9%	2.5%	In our ongoing research projects at the R&D Centre, we are actively investigating dry beneficiation technologies with the goal of minimizing water usage in the beneficiation process. Moreover, development of fused magnesia from kimberlite coarse tailings is being investigated which will have significant impact on environmental and social aspects of Diamond Mining Project, Panna by vacating the occupied land as well as creating Job opportunities for local populace.

Particulars	FY2023-24 (Current Financial Year)	FY2022-23 (Previous Financial Year)	Details of improvements in environmental and social impacts
Capex	43.82%	38.51%	<p>NMDC consistently invests in cutting-edge technology to enhance the environmental and social impact of its mining operations. One significant intervention involves the adoption of slurry pipeline transport for iron ore fines. Here are the key points:</p> <p>NMDC operates iron ore mines in the Bailadila sector. Traditionally, iron ore lumps and fines are transported via the K-K Railway line from Bailadila to Vizag. To create additional evacuation facilities, NMDC now employs slurry pipeline transport as an alternate mode. Iron ore fines are converted into iron ore concentrate slurry form. At terminal stations, the slurry is filtered to produce pellet feed concentrate, which is then converted into pellets for iron and steel production.</p> <p>The project aligns with industry trends, utilizing iron ore fines in pellet form due to inherent advantages (both physical and metallurgical). Unlike rail transport, where land is fully converted due to railway tracks, the pipeline is laid underground, allowing existing activities (except permanent structures) to resume. Additionally, the process addresses low-grade slimes, minimizing ore wastage. Unlike rail transport, which is weather-dependent, the pipeline operates regardless of weather conditions. In remote areas where laying railway lines is impractical, slurry pipeline transport provides a viable solution.</p> <p>In the first phase, NMDC has taken up the laying of 135 kms of slurry pipeline from Bailadila to Nagarnar which will be further extended by an additional 300 km in future. About 58 km of slurry pipeline has been laid as on 31/03/2024.</p>

2. a. Does the entity have procedures in place for sustainable sourcing? (Yes/No)

No.

b. If yes, what percentage of inputs were sourced sustainably?

Not Applicable.

3. Describe the processes in place to safely reclaim your products for reusing, recycling, and disposing at the end of life, for (a) Plastics (including packaging) (b) E-waste (c) Hazardous waste and (d) other waste.

Not Applicable as NMDC's main product, i.e., iron ore, is not reclaimed for recycling.

4. Whether Extended Producer Responsibility (EPR) is applicable to the entity's activities (Yes / No). If yes, whether the waste collection plan is in line with the Extended Producer Responsibility (EPR) plan submitted to Pollution Control Boards? If not, provide steps taken to address the same.

EPR is not applicable to iron ore which is NMDC's major product.

Leadership Indicators

1. Has the entity conducted Life Cycle Perspective / Assessments (LCA) for any of its products (for manufacturing industry) or for its services (for service industry)? If yes, provide details in the following format?

NIC Code	Name of Product/ Service	% of total Turnover contributed	Boundary for which the Life Cycle Perspective / Assessment was conducted	Whether conducted by independent external agency (Yes/No)	Results communicated in public domain (Yes/ No) If yes, provide the web-link.
71	Iron Ore	99%	The system boundary for the Life Cycle Assessment (LCA) of iron ore includes processes from blasting to hot metal production.	Yes	No

2. If there are any significant social or environmental concerns and/or risks arising from production or disposal of your products / services, as identified in the Life Cycle Perspective / Assessments (LCA) or through any other means, briefly describe the same along-with action taken to mitigate the same.

No

3. Percentage of recycled or reused input material to total material (by value) used in production (for manufacturing industry) or providing services (for service industry).

This is not applicable to iron ore as it is mined and processed.

4. Of the products and packaging reclaimed at end of life of products, amount (in metric tonnes) reused, recycled, and safely disposed, as per the following format:

This is not applicable to NMDC's product i.e., iron ore.

5. Reclaimed products and their packaging materials (as percentage of products sold) for each product category.

This is not applicable to NMDC's product i.e., iron ore.

PRINCIPLE 3: Businesses should respect and promote the well-being of all employees, including those in their value chains

Essential Indicators

1. a. Details of measures for the well-being of employees:

Category	% of employees covered by										
	Total (A)	Health insurance		Accident insurance		Maternity benefits		Paternity Benefits		Day Care facilities	
		No: (B)	% (B/A)	No: (C)	% (C/A)	No: (D)	% (D/A)	No: (E)	% (E/A)	No: (F)	% (F/A)
Permanent Employees (Executives)											
Male	1,565	1,565	100%	1,565	100%	NA	NA	1,565	100%	NA	NA
Female	82	82	100%	82	100%	82	100%	NA	NA	82	100%
Total	1,647	1,647	100%	1,647	100%	82	5%	1,565	95%	82	5%
Other than Permanent Employees											
Male	Not Applicable										
Female	Not Applicable										
Total	Not Applicable										

1.b. Details of measures for the well-being of workers:

Category	% of Workers covered by										
	Total (A)	Health insurance		Accident insurance		Maternity benefits		Paternity Benefits		Day Care facilities	
		No: (B)	% (B/A)	No: (C)	% (C/A)	No: (D)	% (D/A)	No: (E)	% (E/A)	No: (F)	% (F/A)
Permanent Workers (Non- Executives)											
Male	3,696	3,696	100%	3,696	100%	NA	NA	3,696	100%	NA	NA
Female	287	287	100%	287	100%	287	100%	NA	NA	287	100%
Total	3,983	3,983	100%	3,983	100%	287	7%	3,696	93%	287	7%
Other than Permanent Workers											
Male											
Female	Not Applicable										
Total											

1.c. Spending on measures towards well-being of employees and workers (including permanent and other than permanent) in the following format:

	FY2023-24 Current Financial Year	FY2022-23 Previous Financial Year
Cost incurred on well- being measures as a % of total revenue of the company	1.38%	1.98%

2. Details of retirement benefits, for Current Financial Year and Previous Financial Year.

Benefits	FY2023-24 (Current Financial Year)			FY2022-23 (Previous Financial Year)		
	No. of employees covered as a % of total employees	No. of workers covered as a % of total workers	Deducted and deposited with the authority (Y/N/N.A.)	No. of employees covered as a % of total employees	No. of workers covered as a % of total workers	Deducted and deposited with the authority (Y/N/N.A.)
PF	100%	100%	Yes	100%	100%	Yes
Gratuity	100%	100%	Yes	100%	100%	Yes
ESI	NA	NA	NA	NA	NA	NA
Others - Please specify	NA	NA	NA	NA	NA	NA

3. Accessibility of workplaces –

Are the premises/offices of the entity accessible to differently abled employees and workers, as per the requirements of the Rights of Persons with Disabilities Act, 2016? If not, whether any steps are being taken by the entity in this regard.

Yes, all office premises are accessible to the differently abled employees. NMDC is continuously working towards improving the accessibility of infrastructure to differently abled persons.

4. Does the entity have an equal opportunity policy as per the Rights of Persons with Disabilities Act, 2016? If so, provide a web-link to the policy.

NMDC is a SA-8000 company and a Government of India's Public Sector Enterprise which is governed by the DPE Guidelines, the policies of the Govt. of India and the Act of the Parliament. the company follows equal opportunity in the letter and spirit.

In addition to this, NMDC has specified non-discrimination in all matters – recruitment, employment opportunity, promotion, etc. in the United Nations Global Compact (UNGC). The weblink for the same has been given below.

https://www.nmdc.co.in/cms-admin/Upload/Global_Compact_Documents/644a54bb2c9640639433dbce133f1987_20211215123312890.pdf

5. Return to work and Retention rates of permanent employees that took parental leave.

Gender	Permanent Employees (Executives)		Permanent Workers (Non- Executives)	
	Return to work rate	Retention rate	Return to work rate	Retention rate
Male	100%	100%	100%	100%
Female	100%	100%	100%	100%
Total	100%	100%	100%	100%

6. Is there a mechanism available to receive and redress grievances for the following categories of employees and workers? If yes, give details of the mechanism in brief.

Particulars	Yes/No
Permanent Employees	
Other than Permanent Employees	Yes
Permanent Workers	
Other than Permanent Workers	

If yes, then give details of the mechanism in brief:

Yes, The Public Grievance Redressal Machinery in NMDC is headed by the Head of the Corporate Personnel Department of the company, who is also the Grievance Redressal Officer of the company and monitors the CPGRAMS portal. He is helped by the Personnel Department officers. The heads of Personnel at projects also function as Grievance Redressal Officers for respective projects and assist the Grievance Redressal Officer at the Head office.

A link to the CPGRAMS is provided on the NMDC’s website, where a grievance can be lodged by an aggrieved person.

7. Membership of employees and workers in association(s) or Unions recognized by the listed entity

Category	FY2023-24 (Current Financial Year)			FY2022-23 (Previous Financial Year)		
	Total employees / workers in respective category (A)	No. of employees /workers in respective category, who are part of association(s) or Union (B)	% (B/A)	Total employees / workers in respective category (C)	No. of employees / workers in respective category, who are part of association(s) or Union (D)	% (D/C)
Total Permanent Employees (Executives)	1,647	1,647	100%	1,692	1,692	100%
Male	1,565	1,565	100%	1,604	1,604	100%
Female	82	82	100%	88	88	100%
Total Permanent Workers (Non - Executives)	3,983	3,983	100%	4,017	4,017	100%
Male	3,696	3,696	100%	3,741	3,741	100%
Female	287	287	100%	276	276	100%

8. Details of training given to employees and workers:

NMDC conducts trainings for its employees and workers regularly. However, our systems currently capture the training data in terms of number of person-days and not in the number of employees or workers. Due to the limitation of our systems to capture the information in the desired format, we are providing the training figures in terms of person-days in the table below:

Permanent Employees (Executives)

Category	FY2023-24 Current Financial Year	FY2022-23 Previous Financial Year
On Health and safety measures (total person-days)	710	619
On Skill upgradation (total person-days)	1,310	946

Permanent Workers (Non- Executives)

Category	FY2023-24 Current Financial Year	FY2022-23 Previous Financial Year
On Health and safety measures (total person-days)	1,350	1,274
On Skill upgradation (total person-days)	1,417	1,354

Workers (Other than permanent)

Category	FY2023-24 Current Financial Year	FY2022-23 Previous Financial Year
On Health and safety measures (total person-days)	1,768	1,328
On Skill upgradation (total person-days)	55	54

9. Details of performance and career development reviews of employees and workers:

Category	FY2023-24 (Current Financial Year)			FY2022-23 (Previous Financial Year)		
	Total (A)	No. (B)	% (B / A)	Total (C)	No. (D)	% (D / C)
Permanent Employees (Executives)						
Male	1,565	1,565	100%	1,608	1,608	100%
Female	82	82	100%	88	88	100%
Total	1,647	1,647	100%	1,696	1,696	100%
Permanent Workers (Non- Executives)						
Male	3,696	3,696	100%	3,741	3,741	100%
Female	287	287	100%	276	276	100%
Total	3,983	3,983	100%	4,017	4,017	100%

10. Health and Safety Management System:

a) Whether an occupational health and safety management system has been implemented by the entity? (Yes/ No). If yes, the coverage such system?

Yes, NMDC has implemented the ISO 45001:2018 Occupational Health and Safety Management System as part of its Integrated Management System covering all operational projects. NMDC is also having a well-defined Occupational Health and Safety policy. Our adherence to various acts and regulations such as the Mines Act of 1952, Metalliferous Mines Regulation of 1961, Mines Rules of 1955, Explosive Act of 1883, Explosive Rules of 2019, and the Occupational Safety, Health, and Working Conditions Code of 2020 further demonstrates our commitment to safety and health standards.

b) What are the processes used to identify work-related hazards and assess risks on a routine and non-routine basis by the entity?

For all NMDC's mines, risk assessment-based Safety Management Plans have been created, implemented, and recommended controls Based on the local characteristics present there, multidimensional teams from each mine build these plans. For a variety of mining and related operations, Standard Operating Procedures are developed and put into place based on risk assessments Project audit teams conduct internal safety audits twice a year, and they follow up on their findings to ensure a safe working environment. Continuous inspection/ monitoring of equipment are done at all projects quarterly to ensure equipment stability. A separate team has been given the responsibility to monitor the same.

c. Whether you have processes for employees/workers to report the work-related hazards and to remove themselves from such risks. (Y/N)

Yes. NMDC has a well-established health and safety governance structure guided by the Top Management. They in turn receive input from workers' unions and associations regarding workers' and employees' health and safety requirements. Over a hundred of the company's workers and employees are covered by the safety management system. The workers report the identified hazards in the workplace to the shift in charge. All such reported hazards are recorded and maintained at the site and are also discussed during the monthly safety meetings.

d) Do the employees/workers of the entity have access to non-occupational medical and healthcare services? (Yes / No)

Yes. All new hires undergo an initial medical examination, and all departmental and contractor personnel have periodic medical examinations on a regular basis in accordance with regulatory timelines Under the supervision of a trained medical officer, the Occupational Health Centre offers services like audiometry, X rays, and eye testing. The records are kept digitally.

11. Details of safety related incidents, in the following format

Safety Incident/Number	Category	FY2023-24 (Current Financial Year)	FY2022-23 (Previous Financial Year)
Lost Time Injury Frequency Rate (LTIFR) (Per one million-person hours worked)	Employees	0	0
	Workers	0.38	0.78*
Total recordable work-related injuries	Employees	0	0
	Workers	4	8
No. of fatalities	Employees	0	0
	Workers	0	0
High consequence work-related injury or ill-health (excluding fatalities)	Employees	0	0
	Workers	0	3

*Last year, the company reported the Injury Frequency Rate (IFR); the LTIFR is reported for this year.

12. Describe the measures taken by the entity to ensure a safe and healthy workplace.

NMDC has established and implemented the hazard identification and risk assessment (HIRA), process essential for preventing incidents, injuries, and occupational disease. HIRA registers are maintained at the site and reviewed periodically to identify and mitigate the risks. The HIRA process also considers roles and responsibilities, monitoring of control measures, and awareness of individuals associated with such activities. Formal training on risk assessment has been provided as appropriate to all employees periodically.

For all activities including routine or non-routine hazards are identified through Hazard Identification and Risk Assessment (HIRA) and Job Safety Analysis. Identified hazards and associated risks are addressed through operational control measures using the hierarchy of control approach. Dust suppression through water sprinkling, providing masks, and other safety measures are used to control dust-related hazards in the mines.

Adequate medical facilities have been established at the sites as required under statutory provisions like Occupational health centers, qualified medical doctors, etc. All new hires undergo an initial medical examination. Periodic health checkups are also being conducted for all departmental and contractor personnel.

NMDC has established an Occupational Health Centre to provide quality healthcare services to employees. The Occupational Health Centre offers audiometry, X-rays, and eye testing. All the records are maintained digitally.

13. Number of Complaints on the following made by employees and workers:

Particulars	FY2023-24 (Current Financial Year)			FY2022-23 (Previous Financial Year)		
	Filed during the year	Pending resolution at the end of year	Remarks	Filed during the year	Pending resolution at the end of year	Remarks
Working Conditions	0	0	NA	0	0	NA
Health and Safety	0	0	NA	0	0	NA

14. Assessments for the year:

Particulars	% of your plants and offices that were assessed by the entity
Health and safety practices	100%
Working Conditions	100%

15. Provide details of any corrective action taken or underway to address safety-related incidents (if any) and on significant risks/concerns arising from assessments of health and safety practices and working conditions.

A third-party agency has conducted the health and safety risk assessment. No notable risks or concerns were reported following the study and NMDC has already implemented all necessary measures to ensure safe working conditions.

Leadership Indicators

1. Does the entity extend any life insurance or any compensatory package in the event of death of

(A) Employees - Yes

(B) Workers - Yes

2. Provide the measures undertaken by the entity to ensure that statutory dues have been deducted and deposited by the value chain partners.

The company has a robust mechanism for the deduction of various statutory dues such as TDS, GST and other levies as per applicable laws and the company is in total compliance with the same.

3. Provide the number of employees / workers having suffered high consequence work-related injury / ill-health / fatalities (as reported in Q11 of Essential Indicators above), who have been/are rehabilitated and placed in suitable employment or whose family members have been placed in suitable employment:

	Total no. of affected employees/ workers		No. of employees/workers that are rehabilitated and placed in suitable employment or whose family members have been placed in suitable employment	
	FY2023-24 (Current Financial Year)	FY2022-23 (Previous Financial Year)	FY2023-24 (Current Financial Year)	FY2022-23 (Previous Financial Year)
Employees	Nil	Nil	Nil	Nil
Workers	Nil	Nil	Nil	Nil

4. Does the entity provide transition assistance programs to facilitate continued employability and the management of career endings resulting from retirement or termination of employment? (Yes/ No)

Yes

5. Details on assessment of value chain partners:

	% of value chain partners (by value of business done with such partners) that were assessed
Health and safety practices	Nil
Working Conditions	Nil

6. Provide details of any corrective actions taken or underway to address significant risks / concerns arising from assessments of health and safety practices and working conditions of value chain partners.

Not Applicable

Principle 4: Businesses should respect the interests of and be responsive to all its stakeholders

Essential Indicators

1. Describe the processes for identifying key stakeholder groups of the entity.

NMDC has adopted a synergistic approach towards stakeholder engagement. The stakeholder engagement process is guided by the NMDC Citizen’s Charter. The charter lays out the mechanism through which the company reaches out and engages with its stakeholders and manages their feedback. NMDC’s decisions regarding production, management, and general business functioning take place after thorough stakeholder consultation. NMDC also ensures that it regularly meets legal, statutory, and regulatory requirements. The company also organizes conference calls for its institutional investors from time to time, to keep the investors abreast with the latest business developments, outlook, and roadmap for the future.

2. List stakeholder groups identified as key for your entity and the frequency of engagement with each stakeholder group.

Stakeholder Group	Whether identified as Vulnerable and Marginalized Group (Yes/ No)	Channels of communication (Email, SMS, Newspaper, Pamphlets, Advertisement, Community Meetings, Notice Board, Website), Other	Frequency of engagement (Annually/ Half yearly/ Quarterly / others – please specify)	Purpose and scope of engagement including key topics and concerns raised during such engagement
Government and other Regulators	No	<ul style="list-style-type: none"> Meeting with Centre and State Government, Ministry of Steel, Ministry of Mines, Department of Public Enterprises, Ministry of Environment, Forests and Climate Change, Ministry of Corporate Affairs, Indian Bureau of Mines, Director General Mine Safety Periodic communication and submission of various compliance reports to statutory authorities Performance Report (Quarterly & Annually) Inspections 	Annual	<ul style="list-style-type: none"> Infrastructure development Community development Forest and environment compliance, Other applicable acts like the Mines and Mineral Conservation Act

Stakeholder Group	Whether identified as Vulnerable and Marginalized Group (Yes/ No)	Channels of communication (Email, SMS, Newspaper, Pamphlets, Advertisement, Community Meetings, Notice Board, Website), Other	Frequency of engagement (Annually/ Half yearly/ Quarterly / others – please specify)	Purpose and scope of engagement including key topics and concerns raised during such engagement
Employees	No	<ul style="list-style-type: none"> • Industrial Relations meetings with Union leaders • Bipartite and tripartite meetings • Collective bargaining interactions with officer associations • Official communications • Internal magazines and e-newsletters • Employee satisfaction surveys • Grievance redressal forums • Employee training and seminars • Organizational celebrations • Monthly coordination meetings 	Quarterly	<ul style="list-style-type: none"> • Job satisfaction • Collective bargaining agreements • Promotions and career growth • Employee benefits and remunerations • Performance management and recognition • Health and safety measures at the operating sites
Suppliers	No	<ul style="list-style-type: none"> • Interactive meetings and sessions during tenders • Periodic vendors’ and suppliers’ meet • Regional, International trade fairs • Supplier relationship management 	Half-yearly	<ul style="list-style-type: none"> • Onboarding local suppliers • Transparency and anti-corruption practices • Timely payment • Adoption of integrity pact programme. • Quality of items supplied
Customers	No	<ul style="list-style-type: none"> • Meeting with industry representatives and ministries • Meetings with customers • Customer interactions and site visits • Customer feedback and grievance redressal forums 	Quarterly	<ul style="list-style-type: none"> • Quantity and quality of products • Customer grievance and resolution mechanisms

Stakeholder Group	Whether identified as Vulnerable and Marginalized Group (Yes/ No)	Channels of communication (Email, SMS, Newspaper, Pamphlets, Advertisement, Community Meetings, Notice Board, Website), Other	Frequency of engagement (Annually/ Half yearly/ Quarterly / others – please specify)	Purpose and scope of engagement including key topics and concerns raised during such engagement
Local communities	No	<ul style="list-style-type: none"> • Sustainable Development initiatives and CSR activities (ongoing) • Gram Sabha and Public Hearing / Consultation (For new projects and expansions) • Regular meetings about the project • Cultural, religious, and social functions with community members and representatives • Needs assessment interactions for CSR projects. • Other community events 	Annually	<ul style="list-style-type: none"> • Livelihood opportunities • Basic amenities • Rehabilitation and Resettlement • Compensation, financial, social and environmental impact of the operation on the community
Industry Associations & Professionals	No	<ul style="list-style-type: none"> • Membership with industry associations Regular meetings with consultants and professionals • Meetings and seminars 	Annually	<ul style="list-style-type: none"> • Business alignment changes occurring in the market
NGOs / Civil society organizations	No	<ul style="list-style-type: none"> • Partnerships with national and international NGOs • Open channels of communication to address grievances 	Need-based	<ul style="list-style-type: none"> • Alignment with the global goals • Commitments towards ESG goals like carbon neutrality and human rights assessments
Media	No	<ul style="list-style-type: none"> • Interviews • Press coverage of operations. 	Need-based	<ul style="list-style-type: none"> • Impact on the community • Transparency regarding disclosure requirements
Investors	No	<ul style="list-style-type: none"> • Annual General Meeting, • Periodic financial reports to shareholders and investors • Interactions with financial institutions and shareholders. 	Annual	<ul style="list-style-type: none"> • The company's performance • Sustainable growth and returns. • Risk management • Grievance resolution and other issues

Leadership Indicators

1. **Provide the processes for consultation between stakeholders and the Board on economic, environmental, and social topics or if consultation is delegated, how is feedback from such consultations provided to the Board.**
 - a) Stakeholder Identification: NMDC has identified 9 key stakeholder groups that impact its business and are in-turn impacted by the business.
 - b) Stakeholder engagement: NMDC developed survey questionnaires for employees and workers to seek their inputs. FGDs were conducted with other stakeholder groups, including Senior Management and Board of Directors, to seek their inputs.
 - c) Issue Prioritization: Based on the response received from the stakeholder engagement, key material topics for company were identified.
 - d) Issue Management: The senior management and the Board of Directors on the management provided inputs for key material topics across the value chain.

2. **Whether stakeholder consultation is used to support the identification and management of environmental, and social topics (Yes / No). If so, provide details of instances as to how the inputs received from stakeholders on these topics were incorporated into policies and activities of the entity.**

Yes. Stakeholder consultation is used to support the identification and management of environmental, and social topics. From the stakeholder consultation in FY 2023-24, NMDC received input regarding its ESG communication. To address that, the company has developed an internal ESG communication strategy under review by the Board of Directors.

3. **Provide details of instances of engagement with, and actions taken to, address the concerns of vulnerable/ marginalized stakeholder groups.**

The concerns of the local communities identified as vulnerable/marginalized groups were as follows:

- Compensation
- Financial, social, and environmental impact of the operation on the community.
- Training/upskilling (animal husbandry, tailoring, etc.) to enable community members to be self-employed.
- Providing basic education as well as medical facilities to the stakeholders residing nearby projects.
- Facilitate higher education Scholarships to enable more students to afford higher education, and transportation/bus facilities to nearby towns which has polytechnics.
- Support in providing clean drinking water.
- Job creation

The company has conducted need assessments and CSR impact assessments to assess the impact of its interventions and the needs of the communities.

Principle 5: Businesses should respect and promote human rights

Essential Indicators

NMDC conducts trainings for its employees and workers regularly. However, our systems currently capture the training data in terms of number of person-days and not in the number of employees or workers. Due to the limitation of our systems to capture the information in the desired format, we are providing the training figures in terms of person-days in the table below:

Permanent Employees (Executives)

Category	FY 2023-24 (Current Financial Year)
On Human Rights (total person-days)	86

Permanent Workers (Non- Executives)

Category	FY 2023-24 (Current Financial Year)
On Human Rights (total person-days)	832

Workers (Other than Permanent)

Category	FY 2023-24 (Current Financial Year)
On Human Rights (total person-days)	768

2. Details of minimum wages paid to employees and workers, in the following format:

Category	FY2023-24 (Current Financial Year)					FY2022-23 (Previous Financial Year)				
	Total (A)	Equal to Minimum Wage		More than Minimum Wage		Total (D)	Equal to Minimum Wage		More than Minimum Wage	
		No. (B)	% (B/A)	No. (C)	% (C/A)		No. (E)	% (E/D)	No. (F)	% (F / D)
EMPLOYEES										
Permanent										
Male	1,565	0	0	1,565	100%	1,608	0	0	1,608	100%
Female	82	0	0	82	100%	88	0	0	88	100%
Other than Permanent										
Male	NA									
Female	NA									
WORKERS										
Permanent										
Male	3,696	0	0	3,996	100%	3741	0	0	3,741	100%
Female	287	0	0	287	100%	276	0	0	276	100%
Other than Permanent										
Male	4,615*	0	0	4,615*	100%	7,308*	0	0	7,308*	100%
Female	694*	0	0	694*	100%	425*	0	0	425*	100%

*Minimum wages + Special Relief for NMDC Production Project (SRNPP)+ Food Coupons

3. Details of remuneration/salary/wages, in the following format:

3.a. Median remuneration / wages:

Particulars	Male		Female	
	Number	Median remuneration/ salary/wages of respective category	Number	Median remuneration/ salary/wages of respective category
Board of Directors(BoD) (Only Whole-time Directors)	9	66.50* Lakhs	1	0**
Key Managerial Personnel (KMP) Other than BoD	1	57.50 Lakhs	0	-
Employees other than BoD and KMP (Executives)	1,560	38.35 Lakhs	82	33.80 Lakhs
Workers (Permanent)	3,696	25.82 Lakhs	287	12.23 Lakhs

*We have considered four functional directors for the purpose of calculating median remuneration as of 31st March 2024. Further, there were four independent directors as on 31st March 2024 and they were paid only sitting fees for attending meetings of the Board and Board level committees. No sitting fee is payable to Government Nominee Directors.

** Being Government Nominee Director, no remuneration was payable

3.b. Gross wages paid to females as % of total wages paid by the entity, in the following format:

	FY 2023-24 (Current Financial Year)	FY 2022-23 (Current Financial Year)
Gross wages paid to females as % of total wages	6.55%	6.37%

4. Do you have a focal point (Individual/ Committee) responsible for addressing human rights impacts or issues caused or contributed to by the business? (Yes/No)

Yes. Being a Public Sector Enterprise, NMDC follows the Government of India guidelines in this regard. The Grievance Committee shall oversee and address any issue arising from any human rights impact or issues caused or contributed to by the business.

5. Describe the internal mechanisms in place to redress grievances related to human rights issues.

The mechanism prescribed by the Government, namely the “Grievance Procedure” is in force for redressal of the grievances of the employees. There is a full-fledged Personnel Department at Corporate Level as well as at Project/Unit Level which are fully equipped to deal with grievances of employees. The SC /ST employees also approach the Liaison Officers for redressal of their grievances. The SC/ST welfare associations also take up the issues related to SC/ST employees with the management for its redressal. Besides, as, and when CMD / Directors of the Company visit the Projects / Units, they invariably hold meetings with the Associations / Unions for redressal of their grievances, if any.

Besides the above, a link to the CPGRAMS is also provided in NMDC’s website where a grievance can be lodged by an aggrieved employee. This portal is being monitored by the Head of Corporate Personnel Department of the Company who is also the Grievance Redressal Officer of the Company.

NMDC supports the Universal Declaration on Human Rights and the United Nations Global Compact. It owes allegiance to the constitution of India, which resolves to secure to all its citizens justice, liberty, equality, and fraternity, also encompasses the fundamental human rights as envisioned in the Universal Declaration of Human rights. It stands committed to protecting human rights in its workplaces and of its subsidiaries. Also, a separate committee for redressal of grievances of women employees has been constituted.

6. Number of Complaints on the following made by employees and workers:

Particulars	FY 2023-24 (Current Financial Year)			FY 2022-23 (Current Financial Year)		
	Filed during the year	Pending resolution at the end of year	Remarks	Filed during the year	Pending resolution at the end of year	Remarks
Sexual harassment	Nil	Nil	NA	1	Nil	NA
Discrimination at workplace	Nil	Nil	NA	Nil	Nil	NA
Child labour	Nil	Nil	NA	Nil	Nil	NA
Forced labour / Involuntary labour	Nil	Nil	NA	Nil	Nil	NA
Wages	Nil	Nil	NA	Nil	Nil	NA
Other human rights related issues	Nil	Nil	NA	Nil	Nil	NA

7. Complaints filed under the Sexual Harassment of Women at Workplace (Prevention, Prohibition and Redressal) Act, 2013, in the following format:

	FY 2023-24 (Current Financial Year)	FY 2022-23 (Previous Financial Year)
Total Complaints reported under Sexual Harassment of Women at Workplace (Prevention, Prohibition and Redressal) Act, 2013 (POSH)	Nil	1
Complaints on POSH as a % of female employees / workers	Nil	0.13%
Complaints on POSH upheld	Nil	1

8. Mechanisms to prevent adverse consequences to the complainant in discrimination and harassment cases.

NMDC has a Board of Directors' approved Whistle Blower Policy in place. This mechanism provides adequate safeguards against victimization of Employees who complain about discrimination/harassment etc. The Guidelines of Department of Public Enterprise (DPE) provides that the role of the Audit Committee, as constituted by the Board of Directors, includes a review of the functioning of Whistle Blower Mechanism.

Complete confidentiality of the Whistle Blower is maintained. It is ensured that the Whistle Blower /Complainant is not subjected to victimization of any nature whatsoever. Genuine Whistle Blowers are accorded protection from any kind of harassment/unfair treatment/victimization. Any other Employee(s) assisting in the said investigation are also protected to the same extent as the Whistle Blower/Complainant.

In case of Employees filing a Vigilance Complaint with the Vigilance Department, the identity of the complainant is strictly kept confidential. In case, a complaint is received against any superior for any kind of harassment to the employee, the identity of the complainant is kept confidential, and if required, the superior/complainant may be transferred to other Units for safeguarding the Complainant.

NMDC has an Internal Complaints Committee (ICC) under POSH ACT,2013 at all Units/Projects to safeguard and protect the women Employees from any form of Sexual Harassment and Discrimination in the Workplace.

NMDC has a Grievance Redressal Mechanism headed by a Grievance Redressal Officer at all Units/Projects to address any Employee Grievance and any kind of Harassment and Discrimination at the Workplace.

SC/ST Associations have been constituted by the NMDC Management at all Units/Projects for Welfare and to prevent any discrimination and harassment of SC/ST category Employees at the Workplace.

9. Do human rights requirements form part of your business agreements and contracts? (Yes/No)

Yes

10. Assessments for the year

	% Of your plants and offices that were assessed (by entity or statutory authorities or third parties)
Child labor	80%
Forced/involuntary labor	80%
Sexual harassment	80%
Discrimination at workplace	80%
Wages	80%
Others- Please specify	Nil

Note: Except the Head Office, assessment has covered all the Project sites including Donimalai, Kirandul, Bachel, Panna

11. Provide details of any corrective actions taken or underway to address significant risks/concerns arising from the assessments at Question 10 above.

No significant risks or concerns were identified in our assessments, so no corrective actions are needed.

Leadership Indicators

1. Details of a business process being modified / introduced as a result of addressing human rights grievances/complaints.

As there was no Human Rights issue during the assessment period, there was no requirement to modify the business process.

2. Details of the scope and coverage of any Human rights due diligence conducted.

NMDC being a PSU is bound to comply with all the legal requirements of the Government. Therefore, there will be hardly any chances of violation of Human Rights issues to occur.

3. Is the premise/office of the entity accessible to differently abled visitors, as per the requirements of the Rights of Persons with Disabilities Act, 2016?

Yes. NMDC has provisioned its premises/office entirely accessible to differently abled visitors. NMDC also has provision to use dedicated washroom, parking, and ramp for the differently abled. Also, an audible lift facility is in place at NMDC's office.

4. Details on assessment of value chain partners:

	% of value chain partners (by value of business done with such partners) that were assessed
Sexual Harassment	
Discrimination at Workplace	
Child Labour	
Forced Labour/Involuntary Labour	Nil
Wages	
Others -Please specify	

5. Provide details of any corrective actions taken or underway to address significant risks / concerns arising from the assessments at Question 4 above.

Not Applicable

Principle 6: Businesses should respect and make efforts to protect and restore the environment

Essential Indicators

1. Details of total energy consumption (in Joules or multiples) and energy intensity, in the following format:

Parameter	ug/m ³	FY 2023-24 (Current Financial Year)	FY 2022-23 (Previous Financial Year)
From renewable sources			
Total electricity consumption (A)	GJ	6,395.37	4,153.72
Total fuel consumption (B)	GJ	-	-
Energy consumption through other sources (C)	GJ	-	-
Total energy consumption from renewable sources (A+B+C)	GJ	6,395.37	4,153.72
From non-renewable sources			
Total electricity consumption (D)	GJ	297,404.53	274,366.36
Total fuel consumption (E)	GJ	927,950.97	842,633.54
Energy consumption through other sources (F)	GJ	-	-
Total energy consumed from non-renewable sources (D+E+F)	GJ	1,225,355.50	1,116,999.90
Total energy consumed (A+B+C+D+E+F)	GJ	1,231,750.87	1,121,153.62
Energy intensity per Crore rupee turnover (Total energy consumption / Revenue from operations)	GJ/INR (Cr)	57.84	63.46
Energy intensity per Crore rupee of turnover adjusted for Purchasing Power Parity (PPP) (Total energy consumed / Revenue from operations adjusted for PPP)	GJ/INR (Cr)	16.85	18.49
Energy intensity in terms of physical output	GJ/Tonne	0.0273	0.0271

2. Does the entity have any sites / facilities identified as designated consumers (DCs) under the performance, Achieve and Trade (PAT) Scheme of the Government of India? (Y/N) If yes, disclose whether targets set under the PAT scheme have been achieved. In case targets have not been achieved, provide the remedial action taken, if any.

Not applicable.

3. Provide details of the following disclosures related to water, in the following format:

Parameter	FY 2023-24 (Current Financial Year)	FY 2022-23 (Previous Financial Year)
Water withdrawal by source (in kiloliters)		
(i) Surface water	7,939,997	6,982,722.81
(ii) Groundwater	200,009	257,537.5
(iii) Third party water	622	636
(iv) Seawater / desalinated water	0	0
(v) Others	0	0
Total volume of water withdrawal (In kiloliters) (i + ii + iii + iv + v)	8,140,628	7,240,896.31
Total volume of water consumption (In kiloliters)	8,140,628	7,240,896.31
Water intensity per Crore rupee of turnover (KL/Crore Rupee) (Water consumed / Revenue from operations)	382.30	409.86
Water intensity per Crore rupee of turnover adjusted for Purchasing Power Parity (PPP) (KL/ Crore Rupee) (Total water consumption / Revenue from operations adjusted for PPP)	111.38	119.41
Water intensity in terms of physical output (KL/Tonne)	0.18	0.17

4. Provide the following details related to water discharged:

All project sites are equipped with a zero liquid discharge mechanism, and there is no water discharge from project area. Effluent water is treated in ETPs and STPs available in all projects and reused for Horticultural purposes. However, 4332 KL water was discharged from the Head Office to municipal water collection facilities.

5. Has the entity implemented a mechanism for Zero Liquid Discharge? If yes, provide details of its coverage and implementation.

At the iron ore mining complex of Donimalai and Kirandul, as well as Deposit-10/11A of Bacheli complex, dry screening operations are currently underway. During this phase, there is no discharge from the screening plants. However, wet screening operations occur at the Screening Plant of Deposit-5 in the Bacheli complex during the monsoon season, lasting for approximately 80 to 90 days.

Regarding tailings management, after the ore beneficiation process, the tailings generated from the thickener are discharged into Tailing Dam for settling. Clear water is then discharged through a decanting pipe and water is used for dust suppression and gardening purpose. Additionally, a Tailing dam has been constructed at the Panna Diamond Mining Project to settle kimberlite tailings discharge. After the settling, clear water is recirculated into the processing plant through Recirculation Pump House (RPH).

To prevent the flow of suspended solids into natural streams during the monsoon season, several check dams have been strategically built along various nalla courses. Furthermore, effluent treatment plants and sewerage treatment plants have been established at all mining complexes. Throughout the entire process, NMDC ensures that no water seepage occurs within any part of the project area. This diligent approach to zero liquid discharge ensures the integrity of the environmental safeguards implemented in the mining operation.

6. Please provide details of air emissions (other than GHG emissions) by the entity, in the following format:

Parameter	Unit	FY 2023-24 (Current Financial Year)	FY 2022-23 (Previous Financial Year)
NO _x	µg/M ³	14.03	14.88
SO _x	µg/M ³	12.43	12.83
Particulate matter (PM)	µg/M ³	66.00	68.00
Persistent organic pollutants (POP)	-	-	-
Volatile organic compounds (VOC)	-	-	-
Hazardous air pollutants (HAP)	-	-	-
Others—please specify	-	-	-

Note: The values presented in the table above are reported in terms of Concentration.

7. Provide details of greenhouse gas emissions (Scope 1 and Scope 2 emissions) and its intensity, in the following format:

Parameter	Unit	FY 2023-24 (Current Financial Year)	FY 2022-23 (Previous Financial Year)
Total Scope 1 emissions (Break-up of the GHG into CO ₂ , CH ₄ , N ₂ O, HFCs, PFCs, SF ₆ , NF ₃ , if available)	MtCO _{2e}	75175.76	62,562.14
Total Scope 2 emissions (Break-up of the GHG into CO ₂ , CH ₄ , N ₂ O, HFCs, FCs, SF ₆ , NF ₃ , if available)	MtCO _{2e}	59150	54,111.14
Total Scope 1 and Scope 2 emission intensity per Crore rupee of turnover (Total Scope 1 and Scope 2 GHG emissions / Revenue from operations)	MtCO _{2e} /INR (Cr)	6.31	6.60
Total Scope 1 and Scope 2 emission intensity per Crore rupee of turnover adjusted for Purchasing Power Parity (PPP) (Total Scope 1 and Scope 2 GHG emissions / Revenue from operations adjusted for PPP)	MtCO _{2e} /INR (Cr)	1.84	1.92
Total Scope 1 and Scope 2 emission intensity in terms of physical output	MtCO _{2e} /Tonne	0.0030	0.0028

8. Does the entity have any project related to reducing Green House Gas emission? If yes, then provide details.

At NMDC, we have begun incorporating green power solutions in place of conventional electricity sources. In line with this commitment, we have installed wind energy power plants totaling 10.5 MW (comprising 7 wind turbines of 1.5 MW each) in Chitradurga, in addition to solar power installations across our project sites. Currently, we source approximately 1.8 million units from solar power and produce about 18 million units of wind power.

9. Provide details related to waste management by the entity, in the following format:

Parameter	FY 2023-24 (Current Financial Year)	FY 2022-23 (Previous Financial Year)
Total Waste generated (in metric tonnes)		
Plastic waste (A)	0	0
E-waste (B)	1.25	2.26
Bio-medical waste (C)	18.84	11.81
Construction and demolition waste (D)	0	0
Battery waste (E)*	-	-
Radioactive waste (F)	-	-
Other Hazardous waste. Please specify, if any. (G) (Used Oil) (ton)	207	251
Other Non-hazardous waste generated (H). ("Overburden")	10,131,699.4	15,643,817.26
Total (A+B + C + D + E + F + G + H)	10,131,926.49	15,644,082.33

Parameter	FY 2023-24 (Current Financial Year)	FY 2022-23 (Previous Financial Year)
Waste intensity per rupee of turnover (Total waste generated / Revenue from operations) (tonne/crore rupee)	475.81	885.5
Waste intensity per rupee of turnover adjusted for Purchasing Power Parity (PPP) (tonne/crore rupee) (Total waste generated / Revenue from operations adjusted for PPP)	138.62	258.16
Waste intensity in terms of physical output (Tonnes of waste per Tonne of production)	0.23	0.38
Waste intensity (optional) – the relevant metric may be selected by the entity	-	

For each category of waste generated, total waste recovered through recycling, re-using or other recovery operations (in metric tonnes)

Category of waste		
(i) Recycled/Re-used	NA	NA
(iii) Other recovery operations	NA	NA
Total	NA	NA

For each category of waste generated, total waste disposed by nature of disposal method (in metric tonnes)

Category of waste		
(i) Incineration	3.6	4.917
(ii) Landfilling	NA	NA
(iii) Other disposal operations (Registered Recyclers) Used Oil (ton)	258.89	147.49
Total	262.49	152.41

As the weight could not be estimated, this was excluded for calculation of total waste.

10. Briefly describe the waste management practices adopted in your establishments. Describe the strategy adopted by your company to reduce usage of hazardous and toxic chemicals in your products and processes and the practices adopted to manage such wastes.

We at NMDC are committed to reducing waste in our iron ore mining process. Our process generates waste in the form of low-grade iron ore which is stored in subgrade stockpiles. As part of our sustainability journey, we aim to implement the 3 R strategy in earnest. To do that, we are exploring technological solutions to increase the utilization of low-grade iron. We are undertaking measures to reduce the waste generated and reuse the by-products. Blending low grade ore is one of the waste reduction and resource conservation strategies. Blending low grade ore with less than 55% Fe has achieved a 16% success rate.

Most of the waste generated during mining is in the form of solid rocks known as overburden. This waste is dumped in designated waste dumps at each site. This is a traditional form of waste disposal in the mining sector. To strengthen and stabilize such dumps, various measures such as the provision of Garland drain, Toe wall and Geo-coir matting have been undertaken.

The hazardous waste generated at our projects includes waste oil, used lubricants, and grease-soaked cotton cloths used for cleaning HEMMs. As prescribed by the Govt. of India in the Hazardous Waste (Management, Handling & Transboundary Movement) Rules, 2016, we dispose of hazardous waste through auctions to authorized vendors. We have installed a 10KLD biomedical waste incinerator at our Bachel complex. We have also established organic waste converters for our projects.

11. If the entity has operations/offices in/around ecologically sensitive areas (such as national parks, wildlife sanctuaries, biosphere reserves, wetlands, biodiversity hotspots, forests, coastal regulation zones etc.) where environmental approvals / clearances are required, please specify details in the following format:

Sl. No.	Location of operations/offices	Type of operations	Whether the conditions of environmental approval/clearance are being complied with? (Y/N) If not, the reasons thereof and corrective action taken, if any.
1	Panna, Madhya Pradesh	Diamond Mining Project	Yes

12. Details of environmental impact assessments of projects undertaken by the entity based on applicable laws, in the current financial year:

Name and brief details of project	EIA Notification No.	Date	Whether conducted by independent external agency (Yes/No)	Results communicated in public domain (Yes / No)	Relevant web link
Diamond Mining Project (MML), Panna.	EC23A0000MP5838710N	22.02.2024	Yes	Yes	https://www.nmdc.co.in/cms-admin/Upload/Environment_Clearances_Document/ec62728f4eff48ad82555194cffff6ed_20240223101032467.pdf
Diamond Mining Project (SML), Panna.	EC23A0000MP5863495N	22.02.2024	Yes	Yes	https://www.nmdc.co.in/cms-admin/Upload/Environment_Clearances_Document/ac95c554fd3047519aec59875a4283b3_20240223101510429.pdf

Name and brief details of project	EIA Notification No.	Date	Whether conducted by independent external agency (Yes/No)	Results communicated in public domain (Yes / No)	Relevant web link
Green field Screening cum Beneficiation Plant-II (10 MTPA capacity), Tailing dam-1, slime disposal pipeline, water pipeline for Donimalai and Kumaraswamy Iron Ore Mines.	EC23B0901KA5795397N	13.09.2023	Yes	Yes	https://www.nmdc.co.in/cms-admin/Upload/Environment_Clearances_Document/925de3e4cb5b4b78b7d5b772e7640010_20230913162452514.pdf
Capacity expansion of Kumaraswamy Iron Ore Mine of NMDC 6.25 MTPA).	EC23A001KA138525	10.07.2023	Yes	Yes	https://www.nmdc.co.in/cms-admin/Upload/Environment_Clearances_Document/449bd634f85c44d184906b934f4050ff_20230727120353326.pdf

13. Is the entity compliant with the applicable environmental law/ regulations/ guidelines in India, such as the Water (Prevention and Control of Pollution) Act, Air (Prevention and Control of Pollution) Act, Environment protection act and rules there under (Y/N). If not, provide details of all such non-compliances, in the following format:

Yes, NMDC is compliant with the applicable environmental law/ regulations/ guidelines in India, such as the Water (Prevention and Control of Pollution) Act, Air (Prevention and Control of Pollution) Act, Environment Protection Act, etc.

Leadership Indicators

1. Water withdrawal, consumption, and discharge in areas of water stress (in kiloliters):

Parameter	FY 2023-24 (Current Financial Year)	FY 2022-23 (Previous Financial Year)
Water withdrawal by source (in kiloliters)		
Head Office (Hyderabad) – Extremely high level of water stress (>80%)		
(i) Surface water		
(ii) Groundwater	4,793	4,636
(iii) Third-party water	622	636
(iv) Seawater / desalinated water		
(v) Others		
Total volume of water withdrawal (In kiloliters) (i + ii + iii + iv + v)	5,415	4,999
Total volume of water consumption (In kiloliters)	5415	
Water intensity per Crore rupee of turnover (Water consumed / Revenue from operations)	382.30*	409.86*
Water intensity per Crore rupee of turnover adjusted for Purchasing Power Parity (PPP) (Total water consumption / Revenue from operations adjusted for PPP)	111.38*	119.41*
Water intensity in terms of physical output	0.18	0.17
Water intensity (optional)- the relevant metric maybe selected by the entity	-	-
Panna – Extremely high level of water stress (>80%)		
(i) Surface water	4,82,170	4,73,220
(ii) Groundwater	-	-
(iii) Third party water	-	-
(iv) Seawater / desalinated water	-	-
(v) Others	-	-
Total volume of water withdrawal (In kiloliters) (i + ii + iii + iv + v)	4,82,170	4,73,220
Total volume of water consumption (In kiloliters)	4,82,170	4,73,220
Water intensity per Crore rupee of turnover (Water consumed / Revenue from operations)	382.30*	409.86*
Water intensity per Crore rupee of turnover adjusted for Purchasing Power Parity (PPP) (Total water consumption / Revenue from operations adjusted for PPP)	111.38*	119.41*
Water intensity in terms of physical output	0.18	0.17
Water intensity (optional)- the relevant metric maybe selected by the entity	-	-

Parameter	FY 2023-24 (Current Financial Year)	FY 2022-23 (Previous Financial Year)
Water discharge by destination and level of treatment (in kilolitres)		
Head Office (Hyderabad) - Extremely high level of water stress (>80%)		
(i) To Surface water		
No Treatment		
With treatment – please specify the level of treatment		
(ii) To Groundwater		
No Treatment		
With treatment – please specify the level of treatment		
(iii) Seawater / desalinated water		
No Treatment		
With treatment – please specify the level of treatment		
(iv) Sent to third parties	4,332	4,218
No Treatment	4,332	4,218
With treatment – please specify the level of treatment		
(v) Others		
Total volume of water discharged (In kiloliters) (i + ii + iii + iv + v)	4,332	4,218

The water stress level for the areas is as per WRI Aqueduct (<https://www.wri.org/aqueduct/tools>)

* The intensity values reported in the table above represent a consolidation of all sites and do not specifically indicate or infer any particular site.

Note: The water discharge at Head office is calculated as 80% of consumption as per CPCB & NBC guidelines

2. Please provide details of total Scope 3 emissions & its intensity, in the following format:

Parameter	Unit	FY 2023-24 (Current Financial Year)	FY 2022-23 (Previous Financial Year)
Total Scope 3 emissions (Break-up of the GHG into CO ₂ , CH ₄ , N ₂ O, HFCs, PFCs, SF ₆ , NF ₃ , if available)	tCO _{2e}	69,532,000	-
Total Scope 3 emissions per crore rupee of Turnover		3,265.33	-

3. With respect to the ecologically sensitive areas reported at Question 11 of Essential Indicators above, provide details of significant direct & indirect impact of the entity on biodiversity in such areas along-with prevention and remediation activities.

The Diamond Mining Project in Panna is situated near the Panna Tiger Reserve within the Gangau Wildlife Sanctuary. Mining operations occur in a single vertical pit with working benches about 120 meters deep. Controlled blasting and bottom initiation techniques keep vibration and noise levels in check. Environmental quality parameters (water, air, noise) are regularly monitored and well-maintained.

The Hon'ble Supreme Court, in a detailed judgment on 10.01.2024, permitted NMDC to continue its diamond mining operations despite general orders. NMDC had prepared a Mine Closure plan up to 2035, and the Court recognized the national interest in allowing the company to operate scientifically. The Court clarified that the

earlier order restricting mining activities within one kilometer of National Parks/Wildlife Sanctuaries would not apply to NMDC's Diamond Mining Project within the Gagau Wildlife Sanctuary, Panna Tiger Reserve. The National Tiger Conservation Authority (NTCA) and Wildlife Division were consulted, and mitigation measures were suggested, including prohibiting night-time transport inside the Tiger Reserve. Despite operating for 55 years before Eco Sensitive zone notifications, the mine has not adversely affected tiger populations. NMDC's mining area covers only 275.96 hectares, and its positive impact on the local community includes employment generation and corporate social responsibility activities.

4. If the entity has undertaken any specific initiatives or used innovative technology or solutions to improve resource efficiency, or reduce impact due to emissions / effluent discharge / waste generated, please provide details of the same as well as outcome of such initiatives, as per the following format:

Sr. No	Initiatives undertaken	Details of the initiative (Web-link, if any, may be provided along-with summary)	Outcome of the initiative
1	Slurry Pipeline Project	NMDC operates six iron ore deposits in the Bailadila Sector of Chhattisgarh. To enhance iron ore evacuation, NMDC has taken up construction of slurry pipeline from Bailadila to Nagarnar at an estimated cost of ₹ 800 crores. Currently, most iron ore production from Bailadila relies on the KK Railway line, which has limitations for transporting over 30 million metric tons per annum (MPTA). To reduce dependence on railways, NMDC adopted an alternative mode of evacuation—transporting iron ore fines in slurry form through the Slurry Pipeline Project. This approach also utilizes iron ore slimes by converting them into iron ore concentrate. The pipeline is laid underground, allowing existing activities to resume after completion. The project benefits the local population by creating employment opportunities. In the first phase, NMDC envisages laying of 135 km from Bailadila to Nagarnar, with plans to extend it up to Vizag by adding an additional 300 km of slurry pipeline.	To reduce the dust and particulate emissions during the transportation stage of the value chain.
2	Rooftop Solar PV cells	NMDC's projects as well as HO use rooftop solar PV cells as a part of their energy consumption.	To reduce scope 2 emissions.
3	Green Belt Development	NMDC has proactively developed green spaces by planting trees in and around its operational zone. This initiative involved community consensus and guidance from district forest officers.	To serve as a valuable carbon sink.

5. Does the entity have a business continuity and disaster management plan? Give details in 100 words/ web link.

Yes. NMDC develops project-wise disaster management plans which form part of the project's risk management plan. These plans are publicly available on NMDC's website. The Disaster Management Plan has been prepared in line with the provision of National Disaster Management Plan-2019 (NDMP-2019) by incorporating Hon'ble Prime Minister's 10 points agenda on Disaster Risk Reduction with defined responsibilities of concerned officers.

The weblink is provided here in: <https://www.nmdc.co.in/contingency-management-plan>

6. Disclose any significant adverse impact to the environment, arising from the value chain of the entity. What mitigation or adaptation measures have been taken by the entity in this regard.

Nil

7. Percentage of value chain partners (by value of business done with such partners) that were assessed for environmental impacts.

In this financial year, no assessments were carried out for value chain partners for environmental impacts.

Principle 7: Businesses, when engaging in influencing public and regulatory policy, should do so in a manner that is responsible and transparent

Essential Indicators

1. a. Number of affiliations with trade and industry chambers/ associations.

The number of industry chambers and associations is 13.

b. List the top 10 trade and industry chambers/ associations (determined based on the total members of such body) the entity is a member of/ affiliated to.

Sl. No.	Name of the trade and industry chambers/ associations	Reach of trade and industry chambers/ associations (State/National)
1	Federation of Indian Minerals Industry, New Delhi (FIMI)	National
2	Federation of Indian Chamber of Commerce and Industry, New Delhi	National
3	Skill Council for Mining Sector (SCMS)	National
4	Standing Conference of Public Enterprises, New Delhi	National
5	Mining Engineers Association of India (MEAI)	National
6	Confederation of Indian Industry (CII)	National
7	The Mining, Geological & Metallurgical Institute of India (MGMI)	National
8	Indian Iron and Steel Sector Skill Development Council	National
9	Indian Institute of Mineral Engineers (IIME)	National
10	Federation of Indian Export Organisation, Chennai	National
11	All India Management Association, New Delhi	National
12	The Associated Chambers of Commerce Industry of India	National
13	UN Global Compact	International

2. Provide details of corrective action taken or underway on any issues related to anti-competitive conduct by the entity, based on adverse orders from regulatory authorities.

Not Applicable

Leadership Indicators

1. Details of public policy positions advocated by the entity:

Sl. No.	Public policy advocated	Method resorted for such advocacy	Whether information available in public domain? (Yes/No)	Frequency of Review by Board (Annually/ Half yearly/ Quarterly / Others – please specify)	Web Link, if available
1.	Viksit Bharat Agenda of Govt of India	An email was sent to the relevant ministry in March 2024	No	NA	NA
2.	Comments/Suggestions on the proposed amendment in Public Procurement (Preference to Make in India) Order, 2017	An email was sent to the relevant ministry on 30.03.2024	No	NA	NA
3.	Comments/ /Suggestions on the proposed amendment in Public Procurement (Preference to Make in India) Order, 2017	An email was sent to the relevant ministry on 30.03.2024	No	NA	NA
4.	Comments on recommendations of Energy Transition Advisory Committee (ETAC)	An email was sent to the relevant ministry on 08.02.2024	No	NA	NA
5.	Draft Accreditation Procedure and Eligibility Criteria for Accredited Carbon Verification Agency and Detailed Procedure for Compliance Mechanism under Carbon Credit Trading Scheme (CCTS)	An email was sent to the relevant ministry on 07.02.2024	No	NA	NA
6.	Amendment in Export Policy Condition of Iron ore and Manganese ore – NMDC Comments	An email was sent to the relevant ministry on 06.02.2024	No	NA	NA
7.	Inter-Ministerial Consultation (IMC) on the zero draft version of the Air (Prevention and Control of Pollution) (Amendment) Rules, 2024 made under the provisions of Jan Vishwas (Amendment of Provisions) Act, 2023 - seeking Comments /inputs/suggestion	An email was sent to the relevant ministry on 29.01.2024	No	NA	NA
8.	Comments on Draft Report of the Committee constituted by Ministry of Mines to suggest alternative mechanisms for computation of ASP of Iron Ore in the Country	An email was sent to the relevant ministry on 08.01.2024	No	NA	NA
9.	Committee constituted to review the existing framework of Cost Accounting Records and Cost Audit and to improve the usefulness of the Cost Audit Reports in various sectors of the economy (17809) – NMDC Comments	An email was sent to the relevant ministry on 01.01.2024	No	NA	NA

Corporate Overview

Statutory Reports

Financial Statements

Sl. No.	Public policy advocated	Method resorted for such advocacy	Whether information available in public domain? (Yes/No)	Frequency of Review by Board (Annually/ Half yearly/ Quarterly / Others – please specify)	Web Link, if available
10.	Amendment of the second schedule to the Mines and Minerals (Development and Regulation) Act, 1957 to rationalize the rate of royalty in respect of 12 critical and strategic minerals – NMDC Comments	An email was sent to the relevant ministry on 29.12.2023	No	NA	NA
11.	Draft Note for the Cabinet Committee regarding Incentive to promote Underground coal mining in India – NMDC views	An email was sent to the relevant ministry on 28.12.2023	No	NA	NA
12.	Litigation Management Policy - Streamlining government litigation – NMDC Comments	An email was sent to the relevant ministry on 13.09.2023	No	NA	NA
13.	Details of policy and guidelines of CPSE's to Ministry of Steel	An email was sent to the relevant ministry on 10.08.2023	No	NA	NA
14.	Status of Preparation of Process Based Safety Guidelines for the Steel Industry – submission to Ministry of Steel	An email was sent to the relevant ministry on 31.07.2023	No	NA	NA

At NMDC we actively support a range of public policy initiatives across various domains, which include the installation of rooftop solar projects under the PM Surya Ghar: Muft Bijli Yojana, promoting solar energy adoption in government buildings, and implementing smart card systems. Additionally, NMDC endorses the National Steel Policy-2017, celebrates Indian Organ Donation Day, and participates in Vivad Se Vishwas and International Yoga Day. We engage with various portals like PRAGATI, NIP, and CIC, and contribute to ICMR projects through CSR. NMDC also emphasizes healthcare by empaneling hospitals under Ayushman Bharat (ABPM-JAY) and monitoring infrastructure readiness through the NIRMAN index. Lastly, we utilize platforms like PM GatiShakti Portal, eSamikSha, and CPGRAM to enhance governance and transparency.

Principle 8: Businesses should promote inclusive growth and equitable development

Essential Indicators

- 1. Details of Social Impact Assessments (SIA) of projects undertaken by the entity based on applicable laws, in the current financial year.**

NMDC have not conducted any Social Impact Assessments in the current financial year.

- 2. Provide information on project(s) for which ongoing Rehabilitation and Resettlement (R & R) is being undertaken by your entity, in the following format:**

Name of Project for which R&R is ongoing	State	District	No. of Project Affected Families (PAFs)	% of PAFs covered by R&R	Amounts paid to PAFs in the FY (In INR)
--	-------	----------	---	--------------------------	---

Nil

- 3. Describe the mechanisms to receive and redress grievances of the community.**

NMDC being a CPSE has its established grievance submission & redressal mechanism. A complaint box has been provided at all Project locations where stakeholders can drop in their grievances. In addition to the above, grievances /complaints can be submitted to the Head of the Projects/Head of the Departments.

- 4. Percentage of input material* (inputs to total inputs by value) sourced from suppliers:**

	FY 2023-24 (Current Financial Year)	FY 2022-23 (Previous Financial Year)
Directly sourced from MSMEs/ small producers	59.05%	77.49%
Directly from within India	100%	100%

* It only covers Raw Materials

5. Job creation in smaller towns – Disclose wages paid to persons employed (including employees or workers employed on a permanent or non-permanent / on contract basis) in the following locations, as % of total wage cost:

Location	FY 2023-24 (Current Financial Year)	FY 2022-23 (Previous Financial Year)
Rural	92.7%	92.3%
Semi-urban	0	0
Urban	1.3%	1.5%
Metropolitan	6%	6.2%

Categorized as per RBI Classification System – rural/ semi-urban / urban / metropolitan)

Leadership Indicators

1. Provide details of actions taken to mitigate any negative social impacts identified in the Social Impact Assessments (Reference: Question 1 of Essential Indicators above):

Not Applicable

2. Provide the following information on CSR projects undertaken by your entity in designated aspirational districts as identified by government bodies:

S. No.	State	Aspirational District	Amount Spent (in INR Lakhs)
1		Dantewada	2238
2		Bastar	315.52
3	Chhattisgarh	Sukma	16.07
4		Bijapur	103.90
5		Narayanpur	30.32

3. (a) Do you have a preferential procurement policy where you give preference to purchase from suppliers comprising marginalized /vulnerable groups? (Yes/No)

Yes

- (b) From which marginalized /vulnerable groups do you procure?

SC/ST Category

- (c) What percentage of total procurement (by value) does it constitute?

Total procurement made by value of Rs. 18.34 Crores. i.e., 5.35% during FY 2023-24. This has increased from procurement made by value of Rs. 16.87 Crores i.e., 5.25% during FY 2022-23.

4. Details of the benefits derived and shared from the intellectual properties owned or acquired by your entity (in the current financial year), based on traditional knowledge.

Nil

5. Details of corrective actions taken or underway, based on any adverse order in intellectual property related disputes wherein usage of traditional knowledge is involved.

Nil

6. Details of beneficiaries of CSR Projects:

S. No.	CSR Project	No. of persons benefitted from CSR Projects	% of beneficiaries from vulnerable and marginalized groups
1	Special medical camp for 8 villages - Bhujanganagara, Ubbalagandi, Narasingapura, Narayanapura, Navalatti, Akashnagara, Ranajithpura, Kammathur	21,539	100%
2	Mid-day meal scheme in Ballari District	8,000	100%
3	Installation of High Mast Lighting tower at Taranagar Village	5,520	100%
4	Procurement of material to support education in Koppal	4,500	100%
5	Special medical camps and provision of food, and vehicles in the Ballari District	2,798	100%
6	Free treatments at Project Hospitals	1,00,000 (Approx)	100%
7	Provision of material to 84 Pargna villages for skill development	21,500	100%
8	Scholarship Scheme for 7 districts of Bastar	12,000	100%
9	Cultural event in Dantewada - Chitrakote Mahotsav	10,000	100%
10	Organizing various cultural events in Barsoor City and the surrounding district	5,000	100%
11	Free education is provided to the children of nearby villagers of Panna and aids in the construction of school infrastructure	1,760	100%
12	Providing drinking water, repairing old pipelines in Panna District villages	2,000	100%
13	Health and hygiene improvement work (aid for sanitation, hospitals, etc.) around Panna district	2,17,000	100%
14	Providing free bus services from Majhgawan to Panna	6,000	100%

NMDC's Corporate Social Responsibility (CSR) programs extend beyond the mentioned beneficiaries. These initiatives directly benefit residents of villages and communities through various focus areas, including education, drinking water, health and hygiene, nutrition, infrastructure development, integrated village development, environmental conservation, sports, skill development, income generation, cultural preservation, and relief during natural calamities. NMDC's infrastructure project initiatives not only directly benefit residents of villages and communities but also conservatively impact approximately one lakh people living near the development sites and personnel involved in construction. Moreover, these efforts indirectly enhance the lives of countless others in the surrounding areas by improving connectivity, providing better access to medical facilities, and creating local markets for produce.

Principle 9: Businesses should engage with and provide value to their consumers in a responsible manner

Essential Indicators

1. Describe the mechanisms in place to receive and respond to consumer complaints and feedback.

At NMDC, we have established effective mechanisms to receive and respond to consumer complaints and feedback. Our customer portal, known as DARPAN, serves as a dedicated platform for stakeholders to provide input related to quality, quantity, and other aspects of their transactions. Through DARPAN, customers can share their experiences, raise concerns, and offer suggestions. Our commitment to transparency ensures that all feedback is treated confidentially and acted upon promptly. Whether it's addressing product issues, service inquiries, or process improvements, NMDC values the insights provided by our customers. We continuously monitor DARPAN submissions, analyze trends, and implement necessary changes to enhance customer satisfaction. By actively engaging with our stakeholders, we strive to maintain a customer-centric approach and deliver exceptional experiences.

Weblink of Customer Portal: <https://darpan.nmdc.co.in/nmdc-crm/>

Further, NMDC being a CPSE has its established grievance submission & redressal mechanism. A Complaint box has been provided at all Project locations where stakeholders can drop in their grievances. In addition to the above, grievances /complaints can be submitted to the Chief Vigilance Officer (CVO)

Complaint can be lodged through:

- a) "Complaint Form" link available on the vigilance tab of NMDC Website www.nmdc.co.in
- b) Addressing a letter directly to CVO on the postal address below:

Chief Vigilance Officer NMDC Limited, Khanij Bhavan, 10-3-311/A, Castle Hills, Masab Tank, Hyderabad-500028, INDIA.

2. Turnover of products and / services as a percentage of turnover from all products/services that carry information about:

	As a percentage to total turnover
Environmental and social parameters relevant to the product	0%
Safe and responsible usage	0%
Recycling and/or safe disposal	0%

3. Number of consumer complaints in respect of the following:

	FY 2023-24 (Current Financial Year)			FY 2022-23 (Previous Financial Year)		
	Received during the year	Pending resolution at end of year	Remarks	Received during the year	Pending resolution at end of year	Remarks
Data Privacy	Nil	Nil		Nil	Nil	
Advertising	Nil	Nil		Nil	Nil	
Cyber security	Nil	Nil		Nil	Nil	
Delivery of essential services	Nil	Nil		Nil	Nil	
Restrictive Trade Practices	Nil	Nil		Nil	Nil	
Unfair Trade Practices	Nil	Nil		Nil	Nil	
Other- (Loans and advances, Staff Behaviour etc.)	Nil	Nil		Nil	Nil	

4. Details of instances of product recalls on accounts of safety issues

	Number	Reasons for recall
Voluntary recalls	Nil	Nil
Forced recalls	Nil	Nil

5. Does the entity have a framework/ policy on cyber security and risks related to data privacy? (Yes/No) If available, provide a web link of the policy.

NMDC is in process of forming the policy on Cyber Security. We are taking up various measures to secure the IT infrastructure. Third party consultant has been engaged to conduct Vulnerability Assessment & Penetration Testing (VAPT) of the entire IT infrastructure on a regular basis. Remedial measures are taken up based on their recommendations.

6. Provide details of any corrective actions taken or underway on issues relating to advertising, and delivery of essential services; cyber security and data privacy of customers; re-occurrence of instances of product recalls; penalty/action taken by regulatory authorities on safety of products/services.

Not Applicable

7. Provide the following information relating to data breaches:

- a. **Number of instances of data breaches-** Nil
- b. **Percentage of data breaches involving personally identifiable information of customers-** Nil
- c. **Impact, if any, of the data breaches-** Nil

Leadership Indicators

1. Channels / platforms where information on products and services of the entity can be accessed (provide web link, if available).

NMDC serves B2G, B2B and B2C customers meeting their resource requirements across the value chain. All the information regarding the products could be accessed through the official website of NMDC Limited.

<https://www.nmdc.co.in/important-links/product-specifications>

2. Steps taken to inform and educate consumers about safe and responsible usage of products and/or services

Not Applicable

3. Mechanisms in place to inform consumers of any risk of disruption/discontinuation of essential services.

Not Applicable

4. Does the entity display product information on the product over and above what is mandated as per local laws? (Yes/No/Not Applicable) If yes, provide details in brief. Did your entity carry out any survey with regard to consumer satisfaction relating to the major products / services of the entity, significant locations of operation of the entity or the entity as a whole? (Yes/No)

Not Applicable as NMDC does not host any customer’s personal information or provide e-service.

Annexure - V



B. R. Agrawal & Associates

Practicing Company Secretaries

Goyal Enterprises 18/952, Civil Station Road
Opp. Hotel Satkar, Raipur (C.G.) - 492009,
Phone : 0771-4061914, 4911914
Mobile : 98264-26263
E-mail : corporategovernance03@gmail.com

**FORM MR-3
SECRETARIAL AUDIT REPORT**

FOR THE FINANCIAL YEAR ENDED 31ST MARCH 2024

[Pursuant to section 204(1) of the Companies Act, 2013 and rule no 9 of the Companies (Appointment and Remuneration of Managerial Personnel) Rules, 2014]

To,
The Members,
NMDC LIMITED
Khanij Bhavan, 10-3-311/A,
Castle Hills, Masab Tank,
Hyderabad (TG) - 500028

I, have conducted the Secretarial Audit of the compliances of applicable statutory provisions and the adherence to good corporate practices by **M/s NMDC Limited** (hereinafter called the Company) **CIN No. L13100TG1958GOI001674** and having its Registered office at **Khanij Bhavan, 10-3-311/A, Castle Hills, Masab Tank, Hyderabad (TG) - 500028**. The Secretarial Audit was conducted in a manner that provided me a reasonable basis for evaluating the corporate conducts, statutory compliances and expressing my opinion thereon.

Based on my verification of the Company's books, papers, minute books, forms and returns filed and other records maintained by the Company and also the information provided by the Company, its officers, and authorized representatives during the conduct of secretarial audit, I hereby report that in my opinion, the Company has, during the audit period covering the financial year ended on 31st March 2024 complied with the statutory provisions listed hereunder and also that the Company has proper Board-processes and compliance-mechanism in place to the extent, in the manner and subject to the reporting made hereinafter:

I have examined the books, papers, minute books, forms and returns filed and other records maintained by the Company in respect of the matters covered in the scope of the Secretarial Audit for the financial year ended on 31st March 2024 according to the provisions of the following Acts:

1. The Companies Act, 2013 and the rules made there under;
2. The Securities Contract (Regulation) Act 1956 (SCRA) and the rules made there under.



3. The Depository Act, 1996 and the Regulations and Bye-Laws framed there under.
4. The following Regulations and Guideline prescribed under the Securities and Exchange Board of India Act, 1992 (SEBI Act).
 - a. The Securities Exchange Board of India (Substantial Acquisition of Shares and Takeovers) Regulations, 2011.
 - b. The Securities Exchange Board of India (Prohibition of Insider Trading) Regulations, 2015.
 - c. The Securities Exchange Board of India (Issue of Capital and Disclosure Requirements) Regulations, 2018.- Not applicable during the audit period.
 - d. The Securities Exchange Board of India (Share Based Employee Benefits and Sweat Equity) Regulations, 2021. -Not applicable during the audit period.
 - e. The Securities Exchange Board of India (Registrar to an Issue and Share Transfer Agent) Regulations 1993.
 - f. The Securities Exchange Board of India (Listing Obligations and Disclosure Requirements) Regulations, 2015.
 - g. The Securities Exchange Board of India (Issue and Listing of Non-Convertible Securities) Regulations, 2021.- Not applicable during the audit period.
 - h. The Securities Exchange Board of India (Depositories and Participants) Regulations, 2018.
5. Corporate Governance Guideline Issued by Department of Public Enterprises ("DPE") vide their OM No. 18(8)/2005- GM dated 14th May 2010.

We have also examined compliances with applicable clauses of the following: -

- a. The Secretarial Standards issued by the Institute of Company Secretaries of India (The ICSI) which is applicable on the Company.
- b. The Listing Agreement entered into by the Company with BSE Limited (BSE), National Stock Exchange Limited (NSE) and the Calcutta Stock Exchange Limited (CSE).

During the period under review and based on the documents, forms made available to me and the explanations/assurances provided by the management, the Company has generally complied with the provisions of the Act, Rules, Regulations, Guidelines, Standards, etc. mentioned above ~~except the following:~~



- a. Pursuant to the provisions of Section 149 (4) of the Companies Act, 2013 and Regulation 17 (1) of the SEBI (Listing Obligations and Disclosure Requirements) Regulations, 2015 and pursuant to the Clause no. 3.1.4 of DPE Guidelines issued by Department of Public Enterprises, in case where the Chairman of the Board is executive then at-least half of the Board shall be Independent Directors. However, *it has been observed that the company is having 10 (Ten) Directors on its Board as on 31.03.2024 including 4 (Four) Executive and 2 (Two) Non Executive Directors and 4 (Four) Independent Directors. Therefore, the company needs to appoint 2 (Two) Independent Directors including one Independent Woman Director.*

Subject to observations as aforesaid, I further report that:

Subject to my observations given in para no. (a) above, I report that the Board of Directors of the Company is duly constituted as per the Articles of Association of the Company. The changes in the composition of the Board of Directors that took place during the period under review were carried out in compliance with the provisions of the Act. In term of the Article of Associations of the Company all appointments to the Board are made by Hon'ble President of India through its administrative Ministry i.e. Ministry of steel.

I further report that there exists a system for seeking and obtaining further information and clarifications on the agenda items before the meeting and for meaningful participation at the meeting. Majority decision is carried through while the dissenting members' views, if any, are captured and recorded as part of the minutes. *In this connection it may be noted that the Company being a Government Company and there exists a proper system of decision making and recording thereof which is fairly transparent and effective, however, on certain procedural issues, the provisions of Secretarial Standards on Board and Committee meeting could not be scrupulously followed. The management has explained the same and assured that the company will make all efforts to scrupulously follow them in future.*

I further report that there are adequate systems and processes in the Company commensurate with the size and operations of the Company to monitor and ensure compliance with applicable laws, rules, regulations and guidelines.

I further report that for the financial year 2023-24, both National Stock Exchange of India Limited (NSE) and BSE Limited (BSE) imposed fine of Rs. 21,53,500/- including GST for non-compliance of the requirements pertaining to the Compositions of the Board of Directors including women Independent Director as per the Regulation 17(1), Composition of Board of Directors. It has been replied by the Company to the Stock Exchange that the Company is a Central Public Sector Enterprises (CPSE) comes under the administrative control of Ministry of Steel,



Government of India. As per the Article 74 of the Article of Associations of the Company, the President of India shall appoint all members of the Board of Directors and the appointments of required number of Independent Directors are still awaited.

This report is to be read with my letter of even date which is annexed as **Annexure A** and forms an integral part of this report.

Date: 17/08/2024

Place: Raipur

For, B.R. Agrawal & Associates

Brajesh Agrawal

(CS Brajesh R Agrawal)

Practicing Company Secretary

M. No 5771 | C.P. No. 5649

P.R. No- 4710/2023

UDIN: F005771F000995551



Annexure-A

**To,
The Members,
NMDC LIMITED
Khanij Bhavan, 10-3-311/A,
Castle Hills, Masab Tank,
Hyderabad (TG) -500028**

This is to state that the Secretarial audit report for the financial year 31st March 2024 is to be read along with this letter.

Management Responsibility


1. It is the responsibility of the Management of the Company to maintain Secretarial records, devise proper systems to ensure compliance with the provisions of all applicable laws and regulations and to ensure that the systems are adequate and operate effectively.

Auditors Responsibility

1. My responsibility is to express an opinion on these secretarial records, standards and procedures followed by the Company with respect to secretarial compliances.
2. I believe that audit evidence and information obtained from the Company management is adequate and appropriate for us to provide a basis for my opinion.
3. Whenever required I have obtained the managements representation about the compliance of laws, rules and regulations, regarding maintenance of records and happenings of events etc.

Disclaimer

1. Even though the audit is properly planned and performed in accordance with the applicable standards still due to inherent limitations of an audit including internal, financial and operating controls, there is unavoidable risk that some misstatement and material non-compliances may not be



detected.

2. The secretarial audit report is neither an assurance as to the future viability of the Company nor of the efficacy or effectiveness with which the management has conducted the affairs of the Company.
3. I have not verified the correctness and appropriateness of financial records and books of accounts and other laws applicable to the Company.

Date: 17/08/2024

Place: Raipur

For, B.R. Agrawal & Associates

Brajesh R Agrawal

(CS Brajesh R Agrawal)

Practicing Company Secretary

M. No 5771 | C.P. No. 5649

P.R. No-4710/2023

UDIN: F005771F000995551



Annexure - VI

एनएमडीसी लिमिटेड
(भारत सरकार का उद्यम)
NMDC Limited
(A GOVT. OF INDIA ENTERPRISE)



75
Azadi Ka
Amrit Mahotsav

पंजीकृत कार्यालय: खनिज भवन, 10-3-511/ए,
केसल हिल्स, मासाब टैंक, हैदराबाद - 500 028
Regd. Office : 'Khanij Bhavan' 10-3-311/A,
Castle Hills, Masab Tank, Hyderabad-500 028
सीआरएन CIN : L13100TG1958GOI001674

ED/EPS/GC/03
22.08.2024

Dear Stakeholder,

The United Nations Global Compact (UNGC), with a spread of over 167 countries and 25493 participants, is the World's largest corporate sustainability initiative with the ambition to accelerate and scale the global collective impact of business by upholding the Ten Principles and delivering the Sustainable Development Goals through accountable companies and ecosystems that enable change.

Corporate sustainability starts with a company's value system and a "principles-based approach" to doing business. This means operating in ways that, at a minimum, meet fundamental responsibilities in the areas of human rights, labour, environment and anti-corruption. The Ten Principles of the United Nations Global Compact are derived from the Universal Declaration of Human Rights, the International Labour Organization's Declaration on Fundamental Principles and Rights at Work, the Rio Declaration on Environment and Development, and the United Nations Convention Against Corruption.

Today's business landscape is characterized by unprecedented, accelerating and complex mix of risks and opportunities. The entire market can be disrupted in a short time by innumerable factors be it a pandemic or a war. Meanwhile, the consumers and investors are better informed than ever before – and they want businesses to take responsibility for the pressure our planet and its population are under.

The ten principles and the 17 Sustainable Development Goals of the 2030 agenda for Sustainable Development not only identify where we have to be in 2030 to create a sustainable world, they also outline new markets and opportunities for companies all over the world. These goals that universally apply to all countries will mobilize efforts to end all forms of poverty, fight inequalities and tackle climate change, while ensuring that no one is left behind. To succeed, we must turn the global goals into local business. The UN Global Compact is the leading catalyst of that transformation.

NMDC has enshrined these values and principles wherever it has a presence. We have incorporated the Ten Principles of the UN Global Compact into our strategies, policies and procedures.

Through our various initiatives like CSR, Sustainable development model etc, we have strived to reduce the economic disparity and social-inequality amongst our stake-holders.

NMDC is taking significant steps to address the world's pressing environmental challenges, such as climate change, clean water access, and biodiversity conservation. The company is dedicated to enhancing natural resource

एनएमडीसी लिमिटेड
(भारत सरकार का उद्यम)
NMDC Limited
(A GOVT. OF INDIA ENTERPRISE)



पंजीकृत कार्यालय: खनिज भवन, 10-3-311/ए,
कैसल हिल्स, मासाब टैंक, हैदराबाद - 500 028

Regd. Office : 'Khanij Bhavan' 10-3-311/A,
Castle Hills, Masab Tank, Hyderabad-500 028
सीआईएन CIN L13100TG1958GOI001674

conservation, implementing innovative solutions, and contributing to sustainable development. By assessing environmental risks and opportunities, NMDC aims to achieve ambitious environmental goals and adopt responsible practices for a transition to a Net-Zero, resilient future.

Recognizing that sustainability is key to growth, NMDC places great importance on building and maintaining strong relationships with stakeholders, as these connections directly or indirectly impact employees, workers in the value chain, customers, and local communities. Proactively managing these impacts is crucial. In 2023-24, the company conducted its first Scope-3 GHG emission inventory studies. Based on current emissions and future projections, NMDC is developing a Net-Zero strategy that includes target setting, cost-benefit analysis, implementation plans, and a monitoring and reporting framework.

As NMDC scales up its efforts towards the Sustainable Development Goals, I assure you that our work on social sustainability will continue to cover the rights of all stakeholders- labour, women's empowerment, gender equality, children, indigenous peoples, people with disabilities etc. I reiterate NMDC's commitment to ensure that the 10 principles and the 17 SDGs of UNGC are adhered to, not only by NMDC, but also encourage those with whom we do business, to adhere to them.

I call upon all the stakeholders to partner us in achieving these noble goals.

With warm regards,

Yours sincerely

Amitava Mukherjee
Chairman and Managing Director

Principle 1: Business should support and respect the protection of internationally proclaimed human rights.

Commitment

Being a company registered in India, NMDC owes allegiance to the Constitution of India, which resolves to secure to all its citizens justice, liberty, equality and fraternity and which also encompasses the fundamental human rights as envisioned in the Universal Declaration of Human Rights. NMDC stands committed to support and respect the protection of internationally proclaimed human rights.

Systems

Though there is no specific provision as such for human rights in the Manual on Personnel Management of the company, the sub-stratum of the Manual ensures that its employees enjoy the fundamental human rights.

NMDC has, in its management system, provisions for health, safety, housing and education. comprehensively covering all these aspects, NMDC has appropriate systems in place.

Actions

Health

- NMDC gives full and free medical care to its employees and the eligible members of their families.
- Under the NMDC Contributory Scheme for post-retirement medical facilities, the retired employees, their spouses, dependent parents and dependent children as per eligibility, get medical care for a nominal life-time membership.

Safety

- Being basically a mining organization, NMDC attaches great importance for safety of the employees. In its mining projects, NMDC has its own Training centres equipped with the infrastructure as required under the Mines Vocational Training Rules. These centres cater to the needs of basic training, refresher training, and training for skill trades and also for those injured on duty.
- Sufficient number of workmen inspectors are nominated/appointed for mining operations, mechanical installations and electrical installations in terms of the statutory requirement
- Occupational Health Centers have been provided in the projects.
- Doctors have been given specialized training in occupational health.
- Periodical medical examinations of employees are done in accordance with the prescribed schedule.
- Safety appliances such as safety shoes, helmets,

rain suits, goggles, etc, are provided to employees periodically.

- Safety committee meetings are conducted every month, accident analysis is discussed and remedial measures implemented.

Housing

- NMDC provides accommodation for its employees and their families on nominal rent.
- NMDC provides house building advances for its employees to build their own houses at such locations in India as suitable to them.

Education

- NMDC trains its employees regularly to update themselves, professionally, managerially and technically.
- NMDC encourages its employees to better their educational and professional qualification by giving suitable incentives, study leave, etc.
- NMDC takes care of the school education of the employees' children in its projects and gives incentives and scholarships for their higher education. As its projects are located in remote areas, NMDC has arranged for quality schooling facilities at the projects itself.
- The schooling facilities available at the project are extended to the children of the surrounding villages as well.

Performance during the year 2023-2024

- NMDC is providing complete health care to its employees and the members of their families.
- The injury frequency rate was 0.23.
- Housing has been extended to all its employees. In addition, house building advances were given to 24 employees (cumulatively to 2344 employees)
- Training coverage is 152.30% of employees. Training mandays as % of working mandays is 12%.
- Basic education has been extended to 100% of the employees' children.
- Recognizing the meritorious service rendered by the employees, NMDC has awarded suitable mementos to (a) 99 employees (cumulatively 8323) who have rendered 20 years' service; (b) 83 employees (cumulatively 7293) who have rendered 25 years' service; (c) 113 employees (cumulatively 6425) who have rendered 30 years' service (d) 55 employees (cumulatively 2357) who have rendered 35 years' service by organizing suitable function.
- 145 employees (cumulatively 5935) who retired from the Company were given service certificates and suitable mementos during farewell parties, specially arranged in their honour, in appreciation

of their service to NMDC. 82 employees (cumulatively 2821) who retired after putting in 30 years' service in Government/ PSUs were awarded special mementos.

Principle 2: Business should ensure that they are not complicit in human rights abuses.

Commitment

Being a Government of India company, NMDC owes allegiance to the Constitution of India, which resolves to secure to all its citizens justice, liberty, equality and fraternity and which also supports the fundamental human rights as envisioned in the Universal Declaration of Human Rights. NMDC stands committed to protecting human rights in its workplaces.

Systems

- NMDC, being a Government company, has come to inherit the Government regulations and, therefore, protecting human rights and ensuring that it is not complicit in human rights abuses, is a natural extension to all its policies and programmes.
- The security arrangement in the mines of the company is given to the Central Industrial Security Force (a Government arm), who owes equal allegiance to the Constitution of India and is duty bound to protect human rights.
- A Grievance Redressal procedure is in vogue.
- A separate Committee for redressal of grievances of women employees in particular has been constituted.
- NMDC has recognized Scheduled Caste/ Scheduled Tribe Associations in each of its units and corporate office.

Actions & Performance during the year 2023-2024

No case of human rights violation has been reported during the year.

Principle 3: Business should uphold the freedom of association and the effective recognition of the right to collective bargaining.

Commitment

NMDC stands committed to the protection of freedom of association among its employees and business partners.

Systems

NMDC has three layers of employees: workmen, supervisors and executives.

1. Workmen, who are mostly location specific, have their own Unions. More than one Union are functioning in each of the main units. Besides their affiliations to national bodies, cutting across such affiliations to central organizations, majority of the Unions at project level have formed an

independent apex body called All-India NMDC Workers' Federation (AINMDCWF) All these Unions have been given assistance by the Management as considered necessary for their functioning.

The details of such affiliated Unions, unit-wise, are given below:

- a. Bailadila Iron Ore Mine, Kirandul Complex
 - i. Samyuktha Khadan Mazdoor Sangh (SKMS) affiliated to All India Trade Union Congress (AITUC).
 - ii. Metal Mine Works Union (MMWU) affiliated to Indian National Trade Union Congress (INTUC)
 - b. Bailadila Iron Ore Mine, Bachel Complex
 - i. Samyuktha Khadan Mazdoor Sangh (SKMS) affiliated to AITUC
 - ii. Metal Mine Workers Union (MMWU) affiliated to INTUC
 - c. Donimalai Iron Ore Mine
 - i. Donimalai Iron Ore Project Employees Association (DIOPEA) affiliated to AITUC
 - ii. Metal Mine Workers Union (MMWU) affiliated to INTUC
 - d. Diamond Mining Project.
 - i. Panna Hira Khadan Mazdoor Sangh (PHKMS) affiliated to BMS
 - ii. Madhya Pradesh Rashtriya Heera Khani Mazdoor Sangh (MPRHKMS) affiliated to INTUC
2. NMDC is totally committed to workers' participation in the management. In pursuit of such commitment, Committees/Councils, both statutory and non-statutory, are functioning at the shop level, project level and at corporate level with equal number of representatives of the management and the Unions.
 3. Supervisors and Executives have their own associations at unit level and at the corporate office.

Actions

Decisions related to workmen such as wage settlement, incentives, bonus, line of promotion, working conditions, welfare measures, etc are taken in consultation with the representatives of unions/ Associations, both at the unit level and at the corporate level.

Performance during the year 2023-2024

- All the workmen are subject to collective bargaining agreements and the supervisors and executives are governed by understanding/ consultations.

- No man days were lost during the year because of rift or strike by employees due to the effectiveness of Collective Bargaining.
- The unanimous decisions taken at the Joint Committees are implemented and monitored.

Principle 4: Business should support the elimination of all forms of forced and compulsory labour.

Commitment

NMDC stands committed not to resort to any form of forced and compulsory labour.

Systems

- No employee is required to deposit any sum of money for employment in NMDC.
- A service bond is insisted upon from only such of those employees who have been posted abroad. The bond period is for two years or a nominal amount of Rs.2,00,000/-
- Any employee joining the company should declare that he or she is not insolvent.

Actions

- Appointment orders issued by the company very specifically state the various important conditions of appointment.
- Service Regulations and other rules are distributed to all Units for reference and use by every employee.
- The workmen in particular are given a copy of the certified Standing Orders precisely containing their general terms and conditions governing service conditions.
- The Various Manuals are available in the Intranet site for reference.
- Employees are given incentives for achieving higher levels of output.
- Workmen have the additional facility of over-time payment for working beyond the prescribed working hours.

Performance during the year 2023-2024

No form of forced or compulsory labour was resorted to.

Principle 5: Business should support the effective abolition of child labour.

Commitment

NMDC stands committed not to engage any child labour and do all that it can to abolish it from its surroundings.

Systems

- For appointment in the company, the minimum age prescribed and scrupulously followed is 18 years.

- Age verification is done with reference to approved documents in accordance with the practices prescribed by the Government of India.
- All employees are paid much above the minimum wages prescribed from time to time. Free and complete health care is given to all the employees and the members of their families. Free schooling facilities are provided at projects. Scholarships and hostel accommodation allowance, etc, are given for children's higher education.
- Skill development programme has been launched for training and increasing the employability of local qualified youth of adjoining villages of Bailadila projects by providing monetary and other assistance.

Actions

- All contractors are forbidden to engage child labour.
- Government enforcement agencies like Inspectors from Labour Department inspect the sites of construction to check for employment of child labour. Those found guilty are liable for punitive action by the Government.
- Records of the labourers engaged by the contractors are kept at worksites.

Performance during the year 2023-2024

- No child labour was employed by NMDC.
- No child labour was allowed to be employed by the contractors working for NMDC.
- NMDC does not promote trade with organizations engaging child labour.

Principle 6: Business should support the elimination of discrimination in respect of employment and occupation.

Commitment

NMDC, by itself and as a Government company, stands committed to follow the policy of non-discrimination in all matters – recruitment, employment opportunity, promotion, etc.

Systems

- The Constitution of India, under Article 15, unambiguously prohibits discrimination on grounds of religion, race, caste, sex or place of birth.
- As a Government company, NMDC is bound to follow the Government directives, which are abundantly clear against any discrimination in any matters.
- As a measure of protecting and improving the conditions of the downtrodden, special provisions have been made in terms of the Government directives in respect of candidates belonging to

Scheduled Caste, Scheduled Tribe and Backward class, both in recruitment and promotion.

- NMDC Recruitment and Promotion Rules provide for qualifications, skill and experience required for candidates for recruitment and promotion at various levels.
- The grievance procedure in the company is designed in a very simple and easy to handle way for the employees to get grievances, if any, to be resolved quickly.
- Unions and Associations representing the various levels of employees have easy access to the management to discuss and resolve discriminations, if any, quickly and effectively.

Actions

- The company periodically assesses and evaluates job contents and job requirements.

Performance during 2023-2024

No discrimination was resorted to in respect of employment and occupation.

The Government directives against discrimination were adhered to in all matters.

The special provisions in respect of candidates belonging to Scheduled Castes, Scheduled Tribes and Backward classes made by the Government by way of Directives have been adhered to.

As on 31st March, 2024 the manpower position was:

- Total number of employees 5630
- Scheduled Caste employees 814 (14.46%)
- Scheduled Tribe employees 1469 (26.09%)
- Backward Class employees 1186 (21.06%)
- Men : Women ratio 14.25:1

Principle 7: Business should support a pre-cautionary approach to environmental challenges.

Commitment

As a responsible corporate citizen, NMDC Ltd believes in maintaining environmental protection and ecological balance. NMDC is committed to ensure that its environmental systems and practices are aligned with international best practices such as the ISO: 14001-Environmental Management System standard. All major production projects of NMDC i.e Bailadila Deposit-5 ML, Depsoit-10ML, Deposit-14 & 14 NMZ ML and Deposit-11 ML, Donimalai and Kumaraswamy Iron Ore Projects and Diamond Mining Project, Majhgawan, Panna have accreditation with Integrated Management System including SA-8000. This standard enables NMDC to manage its environmental impacts while adhering to the requirements not only of the standard itself but also to those of national and international norms, legislation, and regulations. It also forms the

foundation for continuous improvement in environmental performance.

Sustainable Development Policy

1. We, at NMDC, aim at being responsible miners with commitment to sustainable development in all our locations. We ensure that the sustainable development ethos are considered and integrated in all our decision-making processes and business planning.
2. We believe that market competitiveness on a long run can be achieved only by adopting the best practices of health, safety and environmental management, community management and actively engaging our stakeholders in addition to the economic performance of the organization.
3. We comply in full with the laws and regulations where we operate. We aspire to be a benchmark by adopting international standards in the field of Sustainable Development towards adhering the ESG principles.
4. NMDC Sustainability Policy is integrated with Environmental Policy, Occupational Health and Safety Policy, Corporate Social Responsibility Policy and together they provide the broad framework for driving business in a responsible manner.

System:

In order to ensure pollution-free environment, NMDC has built the following programmes into the day-to-day working of the mines:

- Environmental norms as laid down by the Ministry of Environment, Forests & Climate Change and the State and the Central Pollution Control Boards are meticulously followed.
- Regular physical monitoring is conducted for all environmental parameters like micro-meteorology, ambient air quality, surface and ground water quality and ground water levels, work zone and ambient noise levels and soil quality through recognised environmental laboratories of MoEF&CC / CPCB. The results are submitted to MOEF&CC on half yearly basis.
- Detailed Bio-diversity conservation studies, Energy audits, Water audit, SMI audit, etc are conducted and implemented.
- ESG studies are also conducted for the production projects with respective GHG emissions inventory studies, disclose the emissions under CDP.
- ICFRE recommendations of reclamation and rehabilitation measures for water management and engineering measures are implemented in the projects through State Forest Departments.
- Environment up-gradation works being continued like afforestation at project sites, participating in

C.G. Hariyar programme, reclamation of waste rock dumps.

- Disaster Management Plans for the tailing dams at the projects. Industrial Risk insurance for tailing dams constructed at NMDC projects.
- Protection measures for explosives' magazines at the projects. Public Liability Insurance towards handling explosives and other hazardous material.

Actions

- A separate department for environment management, headed by a Dy. General Manager has been positioned and interim report head of the project to extensively monitor and effectively implement environment management programmes. Qualified and experienced Environment Scientists/ Engineers are working in all projects.
- Expert organizations in the area are being engaged to measure and report periodically the various parameters.

Pollution Control Measures Covered

- Judicious and scientific planning of excavation, waste rock / waste dumping and infrastructure areas.
- Restricting use of forestlands to the barest minimum level.
- Constructing ameliorative measures like buttress walls, check dams, digging contour trenches, biological reclamation of waste rock dumps, etc. to minimize land erosion. Various soil bio-engineering and dump stabilisation measures, terrace dumping, geo-coir matting is being taken up to turbid free surface run off into the neighbouring forest and water bodies.
- Effluent Treatment Plant for treating effluents from service centres, Sewage Treatment Plant, Auto shops, etc to avoid water pollution.
- Sewage Treatment Plants with SBR technology have been constructed at Bachel and Donimalai and at Kirandul for treatment of township domestic wastewater.
- Regular water sprinkling and grading of haul roads, scientific and massive afforestation for abating air pollution.
- Create green belts, densify open scrublands, good arboriculture, and follow avenue plantation practices for improving the overall environment as well as aesthetic value.
- Importance of value index of the region is envisaged and also to eradicate effects of visual intrusion by proper landscaping.
- Regular maintenance of Heavy Earth Moving Machineries and OCSL Plant equipment and adopting good housekeeping practices there by

reducing noise pollution.

- Monitor all environmental parameters such as PM10, PM2.5, SO2, NOx, CO, Fugitive dust emissions in ambient air, water quality as per IS standards, discharge water from auto shops and service centres, tailing dam discharge water etc., on regular basis following the statutory acts and their amendments of the GoI.
- Continuous Ambient Air Quality Monitoring Stations (CAAQMS) have been installed at mines. The real time results are recorded.
- Regular monitoring of ground water levels and quality by engaging laboratories of repute.
- Preparation and timely submission of Half yearly compliance reports to MOEF, GOI Regional offices and annual environmental audit reports to respective state pollution control boards.
- Creating environment awareness amongst all the employees and their children and the local population through celebration of Mines Environment & Mineral Conservation (MEMC) week under the aegis of Indian Bureau of Mines & World Environment Day celebrations.
- Basic and refresher Training of employees for environmental consciousness by conducting regular classes under mines Vocational Training Rules.
- Undertake of peripheral village community development works like improving roads, constructing school buildings, community halls, distributing books and stationery, extending schooling and medical facilities available in the project townships to the local people including adivasis / local tribes as well.
- Providing safe drinking water to the township dwellers and extending drinking water supply to population of neighbouring villages.
- Distribution of piped potable water supply to 32 villages under Dantewada District through the water supply schemes of Dhurli and Nerli Jal Pradaya Yojana.
- Obtaining consents for establishment and operation of mines / plants from the respective state pollution control boards.
- Obtaining environmental clearances for the brown and green field projects from Central Govt.
- Obtaining forestland clearances for renewal / fresh grant of mining leases and infrastructure facilities.
- Massive afforestation drive through social forestry division of the local forest department.
- Scientific stabilization of all the passive waste rock dumps and mined out areas by means of geo-textiles.

Performance / Achievements during the year 2023-24

Sl. No	Date of Achievement	Location	Description of achievement
A. Environmental Clearance			
1.	10/7/2023	Kumaraswamy Iron Ore Mine	• EC obtained for cap. Expansion obtained on 10/7/23 from 7 to 10 MTPA.
2.	13/9/2023	Screening cum Beneficiation plant (SP-II) Donimalai	• EC obtained for SP-II (10MTPA) on 13.09.2023.
3.	22/2/2024	Diamond mining project, panna (SML &MML)	• EC obtained for total excavation of 13.90LTPA Main Mine Lease & 0.72LTPA and processing of Kimberley Ore 8LTPA Supplementary Mine Lease (for production of 1Lakhs carats per annum) on 22.02.2024.
4.	21.8.2023	Bailadila Deposit-4	• Member Secretary, CECB, Raipur forwarded the public hearing recommendations to MOEFCC, Delhi on 21.8.2023 .
B. Validity extension of EC			
1.	20/11/2023	Screening cum Mineral Beneficiation & associated facilities (SP-III)	• EC obtained on 20.11.2023 from SEIAA.
C. Forest clearance			
1.	10/7/2023	Diversion of 53.67 Ha of forest land for Screening cum Beneficiation plant, Donimalai	<ul style="list-style-type: none"> • Final FC obtained on 10.7.2023 from MOEFCC, GOI. • Government Order issued by FEE, Bangalore on 18/7/2023 • FC agreement between NMDC and DCF on 6/9/2023 • Registration of FC agreement at Sandur on 23/9/2023
2.	21/11/2023	Regularization of 96.868 Ha already diverted forest land	• Stage-I FC Obtained from MoEFCC on 21.11.2023.
D. Bio-Diversity Conservation Plan			
1.	21/8/2023	Bailadila Iron Ore, deposit-4	• Member Secretary, Chhattisgarh State Biodiversity Board, Naya Raipur approved the Bio-Diversity Conservation Plan with a budget of Rs.31.07 Cr.
E. Wildlife Conservation Plan			
1.	25/9/2023	Bailadila Iron Ore, deposit-4	• PCCF (Wildlife) / Chief Wildlife Warden, Raipur approved the Wildlife Conservation Plan on 25/09/2023 with a financial outlay of Rs.1931.732 Lakhs.

Sl. No	Date of Achievement	Location	Description of achievement
F. Land acquisition for construction of infrastructure outside mining lease			
1.	24/8/2023	Bailadila Iron Ore, deposit-4	<ul style="list-style-type: none"> District Collector, South Bastar Dantewada District, CG has issued a preliminary notification under section 11 of the LARR Act 2013 for land acquisition of 11.265 Ha in Gran Bhansi and 4.40 Ha in Gram Porakameli. The preliminary notification under section 11 of the LARR Act 2013 dated 24/8/2023 has been published in the State Gazette.
G. Tree cutting permission			
1.	02.11.2023	Screening cum Beneficiation plant (12.96Ha)	<ul style="list-style-type: none"> Tree cutting permission for 12.96 Ha plant area for felling of 7984 trees. Remaining 40.71 ha tailing dam area tree enumeration completed
H. Certified Environmental Compliance Report			
1.	2/5/2023.	Capacity expansion of Bailadila Deposit-14 and 14 NMZ MLs	<ul style="list-style-type: none"> Obtained CCR from IRO, MOEFCC, Raipur.
I. Working Permission			
1.	19/9/2023	TWP for 16.50 Ha Forest land outside ML area of KIOM	<ul style="list-style-type: none"> 2nd time Temporary Working Permission obtained from GoK for a period of 6 months.
2.	23/9/2023	Screening cum Beneficiation plant	<ul style="list-style-type: none"> Working permission for 75.92 Ha (handing over) by DCF, Ballari to NMDC.
J. Consent to Establish			
1.	19/10/2023	Screening cum Beneficiation plant,	<ul style="list-style-type: none"> CTE obtained from Karnataka State Pollution Control Board, Bangalore
K. Consent to Operate			
1.	5.10.2023	DMP, Panna	<ul style="list-style-type: none"> CTO obtained from MP State Pollution Control Board, Bhopal
L. Mobile Environment Laboratory			
1.	2/11/2023	State of Art Tailor made MEL	<ul style="list-style-type: none"> Fabrication & supply of 01 no.s ready built Mobile Environmental Laboratory (MEL) for handing over to CECB for the total cost of Rs. 425.33 Lakhs.
M. Public Hearing			
1.	Bailadila Deposit-4	Public Hearing	<ul style="list-style-type: none"> Successfully completed PH at Bhansi village on 12.9.2023.
2.	Bailadila Deposit-14&14NMZ	Public Hearing	<ul style="list-style-type: none"> Successfully completed PH at Kirandul on 1.3.2024.

Principle 8: Business should undertake initiatives to promote greater environmental responsibility.

Commitment

NMDC stands committed to promoting greater environmental responsibility in mining and processing of minerals in its mines for sustainable development. NMDC's Sustainable Development Policy states, we shall therefore endeavour to:

1. We, at NMDC, aim at being responsible miners with commitment to sustainable development in all our locations. We ensure that the sustainable development ethos is considered and integrated in all our decision-making processes and business planning.
2. We believe that market competitiveness on a long run can be achieved only by adopting the best practices of health, safety and environmental management, community management, and actively engaging our stakeholders in addition to the economic performance of the organization.
3. We comply in full with the laws and regulations where we operate. We aspire to be a benchmark by adopting international standards in the field of Sustainable Development.
4. NMDC Sustainability Policy is integrated with Environmental Policy, Occupational Health and Safety Policy, Community Development Policy and together they provide the broad framework for driving business in a responsible manner.

Systems

- Environmental aspects are carefully considered and appropriately incorporated at the planning stage of a project itself.
- Training programmes are arranged for employees on environmental awareness.

Actions

- NMDC has implemented IMS covering ISO 14001: EMS, 9001 and OSHAS 180001 and SA-8000 in its major production mines.
- Water used for washing of ore is reclaimed for re-use.
- The electricity generated in the downhill conveyors is fed back into the grid, thereby reducing the draw of electricity from the main grid at its projects in Bailadila and Donimalai.
- Copies of the Environmental Policy Distributed/ displayed printed of the company among its employees and local communities.

Performance during the year 2023-24

- As against the permissible limit of 80 microns per cu m of SO₂ and Nox in ambient air, the values actually encountered at NMDC's mines were less

than 30 microns per cu.m and carbon monoxide were observed which is below the detectable limit.

- About 23 to 25% of the annual consumption of different lubricants in NMDC mines was disposed to agencies duly authorized for recycling as per HWM Rules and its amendments issued by the Ministry of Environment and Forests, Government of India.

Principle 9: Business should encourage the development and diffusion of environmentally friendly technologies.

Commitment

NMDC stands committed to encouraging the development and diffusion of environment-friendly technologies, NMDC's Environmental Policy states:

- Prevent and control environmental pollution due to mining and associated activities by adopting safe, scientific and environmentally friendly methods of mining and mineral processing for applicable legal requirements like forest, environmental and other statutory clearances.
- Maintain the machineries in excellent condition to ensure minimum impact of their operation on environment.

Systems/Actions

- Dust collectors are provided to the drills to control fugitive emissions at source. Automatic mist spray systems at primary crushing plant.
- Wet drilling is adopted to mitigate the effect of dust on the work force.
- Main mine haul roads are regularly graded and water mixed with additives is sprinkled to suppress dust.
- Jet sprinklers are provided at all strategic and transverse points to control dust during crushing and transportation of ore at the plant.
- Closed conveyor belt system is provided to control dust generation and spreading during ore transportation.
- Rubber screens and rubber linings are provided at transfer points and along conveyor system to control noise and dust generation.

Sustainable Development Performance

- Under S.D. programme, construction of Sewage Treatment Plant with SBR technology at Bachel, Kirandul and Donimalai for treatment of domestic effluents. Sewage treatment plant constructed at Panna with activated sludge process for treatment of domestic effluents.
- NMDC has planted more than 3 million trees in and around its mining leases in Bailadila region in Chhattisgarh State.

- Carbon Footprint studies are being conducted for disclosure of Greenhouse Gas Emissions in Carbon Disclosure Project (CDP).
- Every year the Company is undertaking environmental pollution control work such as de-silting of check dams / check bunds, tailing dams, construction of buttress walls at toe of waste dumps and geo-coir matting on waste rock dumps for stabilization of dumps.
- M/s Indian Council of Forest Research and Education, Dehradun was engaged for preparation of EMP & R&R plans for Deposit 5 and 10 of the Bachel Complex. The firm has prepared the EMP and Rehabilitation & Reclamation Plan for waste dumps, mined out areas, surface water pollution measures, etc for Kumaraswamy and Donimalai Iron Ore Mine and Bailadila Iron Ore Complex. The studies have been successfully completed for Deposit 14 ML, Deposit 11B and 11C of Kirandul Complex. In this regard, an MoU has been signed on 1/2/21 with Dantewada Forest Division. The works include construction of check dams / check bunds, tailing dams, construction of buttress walls at toe of waste dumps etc. The protection measures suggested are being implemented at Kirandul and Donimalai Projects.
- In order to gainfully utilize slimes (low grade rejects), beneficiation & Pellet plant has been set up in Karnataka at the mine site. Larger scale similar plant is being set up in Bailadila sector also along with 15 MTPA slurry pipeline, which is a green field project and a cost-effective way of iron ore transportation.
- NMDC engaged Visveswaraya National Institute of Technology (VNIT), Nagpur for conducting a study on 'Metal Ion Contamination in mine run off' in Bailadila Iron Ore.
- Water audit was conducted at all the production projects for evaluation of water consumption. The recommendations of the audit are being implemented by replacing the worn-out pipes and leaking pumps. Apart from this regular maintenance of water appurtenances is being done. This reduces the wastage of water and ensure optimum water use.
- SMI audit was done by FIMI at all Iron Ore Mining projects of NMDC and recommendation are being implemented to obtain 5-star rating for all mines.

Principle 10: Business should work against corruption in all its forms, including extortion and bribery.

Commitment

Vigilance Department guides and facilitates impartial, fair and transparent decision making and gives priority to preventive vigilance, with proactive measures.

Systems

- The Vigilance Dept. at the Corporate Office is headed by Chief Vigilance Officer and assisted by Vigilance Officers drawn from various branches. Vigilance officers have been deputed at all NMDC production projects, NISP and Corporate office.
- The Chief Vigilance Officer has the equal status of Functional Director of the Company. He is appointed by the Government of India on deputation.
- Vigilance Studies are monitored by the Vigilance Officers under the guidance of CVO.
- Surprise, regular checks, CTE type inspections, complaint handling and other major vigilance investigations are carried out based on the veracity of source information.
- All the executives of the Corporation have to submit Annual Property Returns every year as on 31 December.
- Continuously following up for updating/reviewing of Manuals.

Actions

- Various Studies were carried out by vigilance officers at different locations/area. The reports received were discussed in detail and improvements in systems / procedures were suggested wherever required.
- Surprise and regular checks were carried out in every quarter during the year. The deficiencies and deviations wherever noticed were brought to the knowledge of the Management for corrective action.
- Pending disciplinary/ CTE/CBI cases were reviewed in the quarterly meetings of VOs held at Head Office, and follow-up actions were taken for timely completion of inquiries.
- Vigilance Awareness week 2023 was observed in the Corporate Office and all units of NMDC. Various competitions, seminars, workshops and lecture programmes were arranged to create awareness of Vigilance amongst the employees during the week.
- Various Training Programmes at Induction/Mid-career level were conducted for Employees / Executives Trainees on preventive vigilance.
- System for lodging of online complaints and submission of Annual Property Returns through online mode by all the executives is in place.
- The Vigilance Department recommends for rotation of staff posted in sensitive posts in order to ensure that no vested interests are developed.

- Engineering Works Manual in place and put on NMDC website.
- Contracts Management Manual (CMM) is in place and put on NMDC website. Manual is updated and released on 18.10.2023.
- Materials Management Manual in place. The Manual is under updation.
- NMDC Recruitment and Promotion Policy 2018 is in place and put on NMDC website.

Performance during the year 2023-24

The Vigilance department has undertaken several initiatives during the fiscal year 2023-24, with a particular focus on enhancing "Preventive Vigilance." This emphasis included conducting Preventive Checks in key areas, addressing complaints with appropriate corrective measures, and implementing system improvements. Additionally, regular training sessions on vigilance matters were organized for employees by the Vigilance functionaries at both the Corporate Office and various projects.

The systems and procedures including the document handling, maintenance of records is done so as to ensure that the Vigilance Department is conforming to the Quality Management Systems as per ISO 9001:2015 Standards.

The Vigilance Department obtained ISO 9001:2015 certification for its Quality Management System (QMS), ensuring routine surveillance audits and quality certification until June 30, 2025.

Throughout the fiscal year 2023-24, the Vigilance department conducted a total of 326 Preventive Checks, comprising 101 surprise checks, 94 regular inspections, 109 file studies, 14 audit para inspections, and 8 CTE type inspections across all projects and the Head Office.

Complaints received were taken up for Investigation and necessary suggestions for system improvement/ disciplinary action wherever required were recommended. A total of 160 complaints were received through various sources during the period which were handled/ disposed off logically as per CVC guidelines / complaint handling procedure.

As part of the implementation of "Leveraging of Technology for transparency" in all the transactions, details of contracts concluded above Rs. 10 lakhs, all works awarded on nomination basis, single tender basis above Rs. 1 lakh, information regarding bill payments to the contractors, etc. are provided on the company's website. Vigilance department made all efforts for E-Procurements through online e-procurement platforms like MSTC, GeM etc. and it has now been ensured at NMDC that all tenders of value 2 lakhs and above shall be floated / issued through E-Procurement platform. In this regard, Vigilance dept. Is regularly creating awareness by intimating fresh guidelines

issued by statutory authorities / agencies and advising/ involving the concerned departments for compliance.

NMDC's vigilance department has taken the initiative to implement an Online Vigilance Portal in an effort to digitalize existing processes, in order to adhere to NMDC's digital mission and to address existing flaws. In view of this, An Online Vigilance Portal was developed and launched, enhancing transparency, accountability, and data integrity in vigilance-related activities.

NMDC Vigilance portal is an end-to end digital platform for all Vigilance functions from lodging of a complaint to till its logical conclusion. This have provisions for recording various preventive, punitive and administrative matters of vigilance department. This portal is a digital repository for all vigilance activities and provide data analytics like age-wise pendency and status of complaints; department wise, area wise complaint/ preventive check undertaken; frequency of complaint from same person or against same officials etc. This will help in preparation of proactive vigilance action plan and thrust areas on quarterly/annual basis.

NMDC has adopted the Integrity Pact since November 2007. As per the suggestions given by Vigilance Department, the threshold value has been decreased to 1.0 Crore w.e.f. 07.09.2018. The Integrity Pact has been entered into 196 contracts with a value of Rs.11002 Crores for the period April 2023-March 2024.

To ensure transparency in vigilance works, necessary action has been initiated for rotation/repatriation of vigilance officers, and for inducting of new officers in Vigilance department for compliance of CVC guidelines. In this regard, 4 new Officers have been inducted in June-2023 & 2 officers in Feb-2024, also, 3 officers have been repatriated to their parent department. The rotational transfer of officers of other departments was also effected during the period in compliance of CVC guideline and a total of 102 officers were rotated/ transferred.

With the purpose of enhancing transparency and accountability among the employees, to stress on the importance of the monitoring system and the prevalence of the noteworthy practices in our organization, 3rd Edition of Subodh have been released on 28th November 2023. The release of in-house bulletins included Vigilance-related articles, CVC circulars, and guidelines for procurement awareness.

The Quarterly Review-cum-Coordination meeting of the Vigilance department with CVO was held in May-2023, September-2023, February 2024 & December 2023. The said meeting was attended by all the Vigilance Officers posted at Head Office and Projects like Kirandul, Bachel, Donimalai, Panna & NISP. Project-wise presentations were made and matters pertaining to vigilance inspections and system improvements recommended/ implemented etc. were discussed. Few common matters were also discussed in open-house wherein all VOS exchanged their views and gave

valuable suggestions.

In pursuance of CVC directions / guidelines received during the month of August / September 2020, a 02 days module and Road map for imparting training on preventive vigilance separately for Induction level (new entrants) and Mid-career level Executives were drawn up and was integrated with our HRD's regular training plan. The said training programs on Preventive Vigilance is being arranged every month at NMDC in compliance of CVC guidelines, covering Induction level and mid-career level executives of HO, ROs and all Projects. During the FY 2023-24, 11 Nos. of training modules were arranged for Induction level and Mid-career level employees covering 402 employees from all the Production Projects, Regional Offices and Head Office under Preventive Vigilance module.

System improvements suggested/implemented during the year 2023-24;

As per the Action Plan of the Vigilance dept., viz-a-viz the action plan of individual vigilance officers for the year 2023-24, surprise and regular checks were conducted besides the study of files. Irregularities and omissions under the provisions of the rules were identified and improvements in the systems were suggested wherever required. A total of 71 system improvement was proposed during the year.

The major initiatives /system improvements / suggestions/ recommendations which were implemented during the period are briefed as below:-

- i. Display of the SOP for weighment, weight adjustment and sampling at the weighbridge and sampling site at Bachel Complex of NMDC. Action taken report received vide Project letter BC/ GEO/2022-23/3047 dt. 24.02.2023.
- ii. In line with the CVC guidelines, a circular regarding uniformity in the Integrity pact within the organization and Signing of Integrity Pact by both buyer and seller issued vide circular no. HQMM/Integrity Pact/ IEM/4th QTR MEETING dated 10.04.2023.
- iii. A circular vide No. HQMM/ Study & Observations on Procurement dated 19.06.2023 has been issued from the Material Management, where a consolidated list of Deliberation & Action on Vigilance observations suggested in various preventive checks have been compiled. In the circular various point raised by Vigilance Department, such as discouragement of Splitting of Indent for approval of sanction of funds, Guidelines regarding time lines for bid security and bid validity as per manuals, physical verification of stocks, sensitization of executives on MM manual, Signing of Integrity Pact, Record of Price justification in TSC minutes, regarding issues in rate Contract/ Extension of Rate Contracts etc. have been deliberated.

- iv. The **Delegation of Powers (DoP)** has been revised pertains to **Section B** (Purchase of Materials, Plant Equipment etc). & **Section-C (Works)** vide Office Order No. CS/DoP/2014, dtd. 17.03.2023, pertains to **Section- D** (Sales & Commercial Section) vide OO no. CS/DoP/2023 dated 31.07.2023, pertains to **Section-E** (Miscellaneous & General Matters) vide OO no. CS/DoP/2024 dated 19.03.2024.
- v. In line with the Government Guidelines, a circular to maximize Procurement of Goods & Services through GEM Portal is issued on 05.07.2023 vide circular No. NMDC/DC/23-24/1.
- vi. As a part of SI suggested on inspection of New Electronic Truck Weighbridge near HEM center by Vigilance department, Integration of the "New Electronic Truck Weighbridge near HEM service center at Kirandul Complex" with ERP SAP Module of NMDC has been done.
- vii. With reference to Re-conciliation of deposited amount through Electronic mode like SBI collect, YONO app in Hospital of BIOM Kirandul Complex so as to ensure Transparency, all payments in hospitals are done with YONO app or in accounts of NMDC bank account. YONO app & bank account details for payment is displayed in payment counter of Hospital. The same has been issued vide HOP letter no.HoP/Sectt./2023/13V/1, dt. 27.10.2023.
- viii. In view of the suggestions recommended as the outcome of the study from Vigilance department, a circular has been issued to all Package In-charges and their MECON O&M counterparts at Nagarnar Steel Limited (NSL), Nagarnar to be more vigilant in terms of storage and usages of expired materials at NSL vide letter No. NSL/ Vigilance/2023/10/01, dtd.27.10.2023.
- ix. SOP has been developed and made available in Control Room at BIOM Kirandul complex for CLO Dispatches through truck weighbridge vide HOP letter no.HoP/Sectt./2023/13V/1, dtd. 27.10.2023.
- x. In line with the guidelines from Procurement Manual released by Department of expenditure (DoE) an Office Order vide OO No. NMDC/ DoP/2023, dtd.21.11.2023 has been issued for Constitution of Tender Opening Committee (TOC) with approval of Competent Authority as per DoP & on the basis of value of the contract.
- xi. A revised SOP for the diesel bowsers in respect of receipts, issues, storage and consumption of diesel is prepared at Donimalai for better supervision. Reference: HoP vide letter No. DNM/CGM/DM(S)/ Vig./20, dt. 06.11.2023.
- xii. Further, Input in line with the applicable instructions of Government as per manual of Procurement for Goods, Services & Works released by DoE and GFR-2017 have been recommended to

concerned department for incorporating the same in Updation of Manuals.

- xiii. Contract Management Manual has been updated with incorporation of guidelines of DoE manuals and released on 18.10.2023 in the organization.
- xiv. A circular vide No. HO(Works)/ Contracts/ Vig. Observations/ Guidelines/2024 dated 01.02.2024 has been issued from the Works department where a consolidated list of Deliberation & Action on Vigilance observations suggested in various preventive checks have been compiled. In the circular various point raised by Vigilance Department, such as adoption of Online Tendering/ E- tendering, Preference to MSE bidders, Confirmation of Issuance of documents such as Solvency Certificate, CPBG, EMD, BG etc., proper signing of Integrity Pact, Proper Justification in case of delay in providing Statutory/ Site Clearances, Consideration of Free issue material (FIM) in PQC evaluation, maintaining/ availability of Statutory and other important documents at execution site, Pre-Qualification Criteria (PQC) with respect to Similar nature of work, Deviations from tender terms and conditions in LAC/Agreement, Delay in tender finalization, Negotiation with L-1 bidder, Approval of Corrigenda/ Addenda, Price variation/ Escalation due to variation in price indices etc. have been deliberated.
- xv. In view of suggestion recommended during inspection of unreleased EMD for the period of Mar'21 to June'23, an office order was issued from NSL vide order no. ED(Sectt)./OO/2024/02 dated 15.02.2024 to ensure compliance towards refund of unsuccessful bidders.

VIGILANCE AWARENESS WEEK:

In line with the directives of the CVC vide circular No. 08/09/23 dtd: 11.09.2023, the Campaign Period & Vigilance Awareness Week-2023 has been observed in NMDC Ltd with great enthusiasm and active participations of employees & all related stake holders from 16.08.2023 to 15.11.2023 (3 months campaign) & 30.10.2023 to 05.11.2023 (Vigilance Awareness Week) respectively on the theme **"Say No to Corruption; Commit to the Nation"** across all the Projects/ regional Offices.

On the Inaugural day of VAW-2023, Integrity Pledge was administered to the employees of NMDC at HO by CVO and Director (Technical) and by respective Project Heads/Regional Managers at Projects and ROS. Hyperlink for taking e-pledge was also provided at NMDC's website.

Various activities including awareness programmes and prescribed individual/inter-departmental competitions like Slogan writing, Essay writing, Elocution, Quiz competition, poster drawing competition on the VAW theme were arranged for the employees during the Vigilance Awareness Week-2023.

At Corporate office, A Run for Vigilance awareness was organized on 31.10.2023 for employees, and school/ college children with huge participation making the theme, a grand success. Apart from HO, the Run was also organized in various Project locations witnessing huge participation.

Apart from the above day-wise activities at Corporate office, Production Projects and Regional offices have also celebrated Vigilance Awareness Week by organizing various knowledge-sharing sessions, workshops on PIDPI and Preventive Vigilance and other outreach activities like skits, PIDPI awareness sessions etc. Large number of participations covering wider groups of employees, their spouses, wards, school/ college students, security staff, contractors, contract labour etc. were involved for creating awareness about vigilance.

As per the CVC guidelines, many employees have undergone training sessions conducted by CVC under "Training of trainers, (TOT)" program on various vigilance related topics like Ethics & Governance, Preventive Vigilance, Procurement, IO & PO training, Cyber hygiene.

During the campaign period, a total of 08 workshops/ lectures by eminent speakers expertise in their subject domain were invited and employees from HO as well as Projects/ROs were nominated to take benefit of such capacity building sessions. Each session witnessed around more than 70 employees covering a huge spectrum of knowledge sharing and awareness session.

For propagation of VAW-2023 theme, wide display of banners & posters, newspaper release/teasers and extensive use of social media was under taken.. All the winners/participants of various activities/competitions were given away the prizes during the Valedictory Function held on the concluding day of VAW-2023 at HO and all Projects.

Annexure - VII

FORM NO. AOC.2

(Pursuant to clause (h) of sub-section (3) of section 134 of the Act and Rule 8(2) of the Companies (Accounts) Rules, 2014)

Form for disclosure of particulars of contracts/arrangements entered into by the company with related parties referred to in sub-section (1) of section 188 of the Companies Act, 2013 including certain arm's length transactions under third proviso thereto.

1. Details of contracts or arrangements or transactions not at arm's length basis:

a.	Name(s) of the related party and nature of relationship	NMDC STEEL LIMITED (Government Company with the same Functional and Government Nominee Directors as in the case of NMDC Limited)
b.	Nature of contracts/arrangements/ transactions	Supply of iron ore fines and lumps by NMDC Limited to NMDC Steel Limited.
c.	Duration of the contracts / arrangements / transactions	2023-24
d.	Salient terms of the contracts or arrangements or transactions including the value, if any	Supply of iron ore fines and lumps by NMDC Limited to NMDC Steel Limited during FY 2023-24, on arm's length price but on deferred payment basis including payment of railway freight by NMDC to be recovered at a later date, for an amount of Rs.1398.15 crore.
e.	Justification for entering into such contracts or arrangements or transactions	The proposal for supply of iron ore on deferred payment basis will be beneficial to both the parties i.e. NMDC and NSL. NMDC will be able to increase the despatches since the rake supply will improve considering less turnaround time due to proximity of NSL steel plant to NMDC mines in Bailadila sector.
f.	Date of approval by the Board	27.05.2024 *
g.	Amount paid as advances, if any:	NIL
h.	Date on which the special resolution was passed in general meeting as required under first proviso to section 188	Not applicable

* The Audit Committee of NMDC in its meeting held on 11.08.2023 had accorded omnibus approval for such related party transactions which were entered on arm's length price. Considering that the transactions were on deferred payment basis, they were put up for approval of the Board subsequently in its meeting held on 27.05.2024.

2. Details of material contracts or arrangement or transactions at arm's length basis:- N.A.

Annexure - VIII

ANNUAL REPORT ON CSR ACTIVITIES TO BE INCLUDED IN BOARD'S REPORT

1. A brief outline of the Company's CSR policy

NMDC has been continuously refining its Strategies to meet the ever-changing needs of the stakeholders and the aspirations of the country to become a fully developed society. The Board approved CSR Policy of the Company is uploaded on the NMDC website (<https://www.nmdc.co.in/csr/csr-regulations>) for a transparent and effective communication on various facets of its CSR activities to the stakeholders, partner organizations and all the concerned individuals or agencies.

2. Composition of CSR Committee

SL. No.	Name of Director	Designation/Nature of Directorship	No. of Meetings of CSR Committee held during the year	No. of meetings of CSR Committee attended during the year
1	Shri Amitava Mukherjee	Director (Finance)	4	0
2	Shri Dilip Kumar Mohanty	Director (Production)	4	4
3	Shri Vishwanath Suresh	Director (Commercial)	4	4
4	Dr. Anil Kamble	Independent Director	4	4
5	Shri Sanjay Singh	Independent Director	4	4

3. Provide the weblink where composition of CSR Committee, CSR Policy and CSR projects approved by the Board are disclosed on the website of the Company?

Weblink for CSR Policy on NMDC's website is given below:

<https://www.nmdc.co.in/csr/csr-regulations>

<https://www.nmdc.co.in/csr/csr-activities/details-of-csr-activities>

4. Provide the executive summary along with web link (s) of Impact assessment of CSR Projects carried out in pursuance of sub rule (3) of rule 8, if applicable

Weblink for Impact Assessment Report for the activities completed in 2021-22 and study conducted in 2023-24 is given below: <https://www.nmdc.co.in/csr/csr-activities/impact-assessment>

5.(a) Average Net Profit of the Company as per Section 135(5)

The average net profit of the preceding three years is Rs. 9,853.56 Crore.

(b) Two percent of average net profit of the company as per section 135(5)

2% of PBT of preceding three years calculates to Rs. 197.07 Crore.

(c) Surplus arising out of the CSR projects or programs or activities of the previous financial years - NIL

Note: - It is to submit that the interest of Rs. 1.02 Crore had accrued on Unspent CSR amount deposited in the year 2022-23.

(d) Amount required to be set off for the financial year, if any

NIL

(e) Total CSR obligation for the financial year [(b) + (c) - (d)]

Rs.197.07 Crore.

6.(a) amount spent on CSR projects (both Ongoing Project and Other than Ongoing Project)

Ongoing Projects- Rs. 5.26 Crore

Other than Ongoing Projects- Rs.35.15 Crore

Amount deposited in UCSRA- Rs.150.92 Crore

(b) Amount spent in administrative overheads

Rs.5.38 Crore*

*Administrative overheads amount is calculated on Rs. 197.07 Crore (i.e.) including amount transferred in Unspent CSR Account - Rs.150.92 Crore.

(c) Amount spent on impact assessment, if applicable

Rs 0.36 Crore.

(d) Total amount spent for the Financial Year [(a)+(b)+(c)]

Rs.197.07 Crore.

The total CSR expenditure for 2023-24 is Rs.197.07 Crore (as per financial statements). While Rs. 46.15 Crore is actual CSR expenditure, Rs.150.92 Crore is the amount deposited in UCSRA.

(e) CSR amount spent or unspent for the financial year:

Total amount spent for the financial year (In Rs. Crore)	Amt. unspent (in Rs.)				
	Total Amt. transferred to unspent CSR accounts as per section 135 (6)		Amt. transferred to any fund specified under Schedule VII as per second provision to Section 135 (5)		
	Amount (Rs. crore)	Date of transfer	Name of the Fund	Amount	Date of Transfer
197.07	150.92	30.04.2024	NA	NA	NA

(f) Excess amount set off, if any

Sl. No.	Particulars	Amount in Rs.
(i)	Two percent of average net profit of the Company as per Section 135 (5)	NA
(ii)	Total amount spent for the financial year	NA
(iii)	Excess amount spent for the financial year (ii-i)	NA
(iv)	Surplus arising out of the CSR projects or programmes or activities of the previous financial years, if any	NA
(v)	Amount available for set off in succeeding financial years	NA

7.(a) Details of unspent CSR amount for the preceding three financial years

Sl. No.	Preceding Financial year	Amt. transferred to unspent CSR account under Section 135 (6) (in Rs. crore)	Amt. spent in the reporting Financial Year (in Rs. crore)	Amt. transferred to any fund specified under Schedule VII as per section 135 (6), if any			Amt. remaining to be spent in succeeding F.Y. (in Rs. crore)
				Name of the Fund	Amt. (in Rs.)	Date of Transfer	
1	2021-22	Nil	-	-	-	-	-
2	2022-23	99.12	33.34	-	-	-	65.78
3	2023-24	150.92	-	-	-	-	150.92
	Total	250.04	33.34	-	-	-	216.70

8. Whether any capital assets have been created or acquired through Corporate Social Responsibility amount spent in financial year: Yes/No

No.

If yes, enter the number of Capital assets created/acquired

Furnish the details relating to such assets so created or acquired through Corporate Social Responsibility amount spent in the Financial Year:

Sl. No.	Short particulars of property or assets [including complete address and location of the property]	Pincode of the property or assets	Date of creation	CSR amount spent	Details of entity/Authority/beneficiary of registered owner		
					CSR reg. No.	Name	Registered Address

---- Not applicable ----

9. Specify the reason(s) if the Company has failed to spent 2% of the average net profit as per section 135 (5).

Slow/inadequate progress in implementation of agreed works through various implementing agencies.

(Amitava Mukherjee)
Chairman & Managing Director (Addl. Charge)

Annexure-IX(a)

Management's Replies to the Comments of the Comptroller & Auditor General of India under Section 143(6)(b) of the Companies Act 2013 on the Standalone Financial Statements of NMDC Limited for the year ended 31st March 2024.

C & AG Comments	Management's Replies
<p>The preparation of financial statements of NMDC Limited, Hyderabad for the year ended 31 March 2024 in accordance with the financial reporting framework prescribed under the Companies Act, 2013 (Act) is the responsibility of the management of the Company. The Statutory Auditors appointed by the Comptroller and Auditor General of India under Section 139(5) of Act are responsible for expressing opinion on the financial statements under Section 143 of the Act based on the independent audit in accordance with the Standards on Auditing prescribed under Section 143(10) of the Act. This is stated to have been done by them vide their Audit Report dated 27 May 2024.</p> <p>I, on behalf of the Comptroller and Auditor General of India, have conducted a supplementary audit of the financial statements of NMDC Limited, Hyderabad for the year ended 31 March 2024 under Section 143(6)(a) of the Act. This supplementary audit has been carried out independently without access to the working papers of the Statutory Auditors and is limited primarily to inquiries of the Statutory Auditors and Company personnel and a selective examination of some of the accounting records.</p> <p>Based on supplementary audit, I would like to highlight the following significant matters under Section 143(6)(b) of the Act which have come to my attention and which in my view are necessary for enabling a better understanding of the financial statements and the related audit report.</p> <p>A. Comments on Financial Position</p> <p>Current Liabilities</p> <p>Provisions(Note-2.17.1) ₹254.41 crore</p> <p>The above does not include ₹ 12.39 crore payable to Government of Andhra Pradesh towards surrender of Letter of Intent (LOI) of Chigargunta – Bisanatham Gold Block in Chittoor District of Andhra Pradesh. The government of Andhra Pradesh (GoAP) allocated (October 2022) Chigargunta – Bisanatham Gold Block for an extent of 262.010 Hectares to NMDC Limited through auction. In line with the Terms of Allocation Letter, NMDC submitted a performance Guarantee of ₹ 12.39 crore and released a payment of ₹ 2.48 crore towards upfront fee.</p> <p>Before commencement of the mining activities, NMDC conducted a strategic review of the Project and observed that Gold Project being a different mining process and process technologies poses a challenge in achieving the desired outcome from the project due to lack of in-house expertise, venturing into underground mining and high value mineral from the well-established open case mining of iron ore, etc. which were risks on capital deployed. Accordingly, a proposal was submitted to the Board of Directors (BoD) of NMDC for surrender of the mine back to GoAP which would result in a loss of ₹ 14.87 crore besides consequential damages from Government of Andhra Pradesh. BoD approved (September 2023) the write-off proposal.</p> <p>Though an amount of ₹2.48 crore which was accounted in Capital Advance was transferred to Miscellaneous Expenditure, no provision was created against the Performance Guarantee of ₹ 12.39 crore submitted to GoAP. This has resulted in understatement of Provisions (Current Liabilities) and Other Expenses by ₹12.39 crore with consequential overstatement of profit to the same extent.</p>	<p>Based on the Pre-feasibility report with the actual land types and draft mining plan, it is noted that there is major variation in the land types vis-a-vis the auction tender Document. Additionally, the project had several uncertainties impacting ca pex and thus making the gold Project marginal with significant downsides.</p> <p>In view of the above, the company decided to surrender the LOI to DMG of Andhra Pradesh and has communicated the same on 08th December 2023. Further NMDC, vide letter dated 03rd March 2024, has requested the Director, DMG to return the Original Bank Guarantee of ₹ 12.39 crores.</p> <p>The above facts are suitably disclosed at Note no.2.34.15 in the Financial Statements.</p> <p>The amount of BG ₹ 12.39 crores is included under Contingent Liabilities on Bills discounted/ BG of ₹1387.35 crores (Note no.2.31 (A) (1.2))</p> <p>As the Company is pursuing with the state government to return the Bank Guarantee and also due to non-encashment of BG by the state government, the accounting treatment given by the company is in order.</p>

C & AG Comments	Management's Replies
<p>B. Comments on Disclosure Note 2.32.10 Joint Ventures (Ind AS 28) – Jointly Controlled Entities</p> <p>A Memorandum of Understanding was signed between NMDC Limited, Steel Authority of India Limited and IRCON International Limited (May 2015) to form a Joint Venture (JV) Company by the name “Bastar Railway Private Limited” (BRPL) for construction of 140 KM Broad Guage Line from Jagdalpur to Rowghat. NMDC, having 52 per cent stake, made an investment of ₹152.67 crore in BRPL.</p> <p>Subsequently, a proposal was submitted to Board of Directors of BRPL of handing over of the project to Railways as the JV partners do not possess the expertise in execution of Railway Projects and could not infuse the required capital/equity in the JV company. Further, IRCON was not interested in executing the project and informed that the execution may be taken up with any other Railway Project Executing Agencies like Rail Vikas Nigam Limited, RITES Limited, etc. Board of Directors of BRPL approved (September 2022) the proposal to handover the construction of project to Ministry of Railways. Railway Board (February 2023) granted in-principle approval for taking over the Project.</p> <p>Further, BRPL acquired 140.233 Hectares of land in 21 villages in Bastar District and paid ₹188.82 crore towards cost of land acquisition. A FIR under section 154 CRPC was filed by the District Collector for the land acquired in Palli village on the irregularities in computation of land compensation and excess payment of ₹85.87 crore. This case is pending before the Supreme Court.</p> <p>The above facts have not been disclosed in financial statements of NMDC.</p>	<p>The observation of audit is noted and the same is disclosed at Note No. 2.34.18 (B) (SFS).</p>

For and on behalf of the
Comptroller and Auditor General of India

Sd/-
(M.S. Subrahmanyam)
Director General of Commercial Audit,
Hyderabad

Date: 14 August 2024
Place: Hyderabad

For and on behalf of Board of Directors

Sd/-
(Amitava Mukherjee)
Chairman-cum-Managing Director
(Additional Charge)

Date: 20th August 2024
Place: Hyderabad

Annexure-IX(b)

Management's Replies to the Comments of the Comptroller & Auditor General of India under Section 143(6)(b) of the Companies Act 2013 on the Consolidated Financial Statements of NMDC Limited for the year ended 31st March 2024.

C & AG Comments	Management's Replies
<p>The preparation of consolidated financial statements of NMDC Limited for the year ended on 31 March 2024 in accordance with the financial reporting framework prescribed under the Companies Act, 2013 (Act) is the responsibility of the management of the Company. The Statutory Auditors appointed by the Comptroller and Auditor General of India under section 139(5) read with Section 129(4) of the Act are responsible for expressing opinion on these financial statements under Section 143 read with Section 129(4) of the Act based on the independent audit in accordance with the Standards on Auditing prescribed under Section 143(10) of the Act. This is stated to have been done by them vide their Audit Report dated 27 May 2024.</p> <p>I, on the behalf of the Comptroller and Auditor General of India, have conducted a supplementary audit of the consolidated financial statements of NMDC Limited for the year ended on 31 March 2024 under Section 143(6)(a) read with Section 129(4) of the Act. We did not conduct supplementary audit of the financial statements of subsidiaries, associate companies and jointly controlled entities listed in Annexure-I for the year ended on that date. Further, section 139(5) and 143(6)(b) of the Act are not applicable to the subsidiary viz., Legacy Iron Ore Limited, Perth, Australia and joint venture Kopano-NMDC Minerals (Proprietary) Limited, South Africa being private entities incorporated in foreign countries under the respective laws, for appointment of their Statutory Auditors nor for conduct of supplementary audit. Accordingly, C&AG has neither appointed Statutory Auditors nor conducted the supplementary audit of these companies. This supplementary audit has been carried out independently without access to the working papers of the Statutory Auditors and is limited primarily to inquiries of the Statutory Auditor and Company personnel and a selective examination of some of the accounting records.</p> <p>Based on supplementary audit, I would like to highlight the following significant matter under Section 143(6)(b) of the Act which have come to my attention and which in my view are necessary for enabling a better understanding of the financial statements and related audit report.</p>	

C & AG Comments	Management's Replies
<p>A. Comments on Disclosure</p> <p>Note 2.31 Related Party Disclosure</p> <p>(Ind AS – 24)</p> <p>A Memorandum of Understanding was signed between NMDC Limited, Steel Authority of India Limited and IRCON International Limited (May 2015) to form a Joint Venture (JV) Company by the name "Bastar Railway Private Limited"(BRPL) for construction of 140 KM Broad Guage Line from Jagdalpur to Rowghat. NMDC, having 52 per cent stake, made an investment of ₹152.67 crore in BRPL.</p> <p>Subsequently, a proposal was submitted to Board of Directors of BRPL of handing over of the project to Railways as the JV partners do not possesses the expertise in execution of Railway Projects and could not infuse the required capital/equity in the JV company. Further, IRCON was not interested in executing the project and informed that the execution may be taken up with any other Railway Project Executing Agencies like Rail Vikas Nigam Limited, RITES Limited, etc. Board of Directors of BRPL approved (September 2022) the proposal to handover the construction of project to Ministry of Railway, Railway Board (February 2023) granted in-principle approval for taking over the project.</p> <p>Further, BRPL acquired 140.233 Hectares of land in 21 villages in Bastar District and paid ₹188.82 crore toward cost of land acquisition. A FIR under section 154 CRPC was filed by the District Collector for the land acquired in Palli village on the irregularities in computation of land compensation and excess payment of ₹85.87 crore. This case in pending before the Supreme Court.</p> <p>Though the above facts have been disclosed in the Accounts of BRPL, the same has not been disclosed in Consolidated Financial Statements of NMDC.</p>	<p>The observation of audit is noted and the same is disclosed at Note No. 2.35.18 (B) (CFS).</p>

For and on behalf of the
Comptroller and Auditor General of India

Sd/-
(M.S. Subrahmanyam)
Director General of Commercial Audit,
Hyderabad

Date: 14 August 2024
Place: Hyderabad

For and on behalf of Board of Directors

Sd/-
(Amitava Mukherjee)
Chairman-cum-Managing Director
(Additional Charge)

Date: 20th August 2024
Place: Hyderabad

Ten Year Performance

	Ind_AS 2023-2024	Ind_AS 2022-2023	Ind_AS 2021-2022 (*)	Ind_AS 2020-2021	Ind_AS 2019-2020	Ind_AS 2018-19	Ind_AS 2017-18	Ind_AS 2016-17	Ind_AS 2015-16	2014-15	
Restated											
Operating Statistics:											
Production											
1	Iron Ore (WMT) (in lakh tonnes)	450.23	408.17	421.88	341.50	314.89	323.61	355.76	340.05	285.74	304.41
2	Diamonds (Carats)	295.61	-	-	13,681.01	28,537.23	38,148.77	39,393.72	35,635.99	35,558.31	35,085.46
3	Sponge Iron (in tonnes)	-	-	-	-	-	2,475.37	-	5,474.11	6,614.26	28,993.96
4	Pellets(in Tonnes)	2,63,053.12	2,02,329.57	1,82,298.77	83,751.32	1,10,481.19	1,15,622.89	58,070			
Sales											
1	Iron Ore (WMT) (in lakh tonnes)	444.81	382.23	406.68	332.52	315.16	323.56	360.75	356.21	288.39	305.16
2	Diamonds (Carats)	-	-	25,218.95	22,248.84	33,722.90	29,345.54	33,175.34	25,631.46	36,682.93	38,788.58
3	Sponge Iron (in tonnes)	-	-	-	-	1,943.88	495.58	-	8,579.42	8,364.52	25,191.38
4	Pellets(in Tonnes)	2,40,125.52	1,88,988.03	1,96,971.93	92,773.00	85,793.07	1,12,010	42,948	-		
Financial Statistics:											
Income											
1	Sales Iron Ore	21,049.47	17,447.39	25,629.72	15,233.70	11,569.00	11,997.98	11,490.93	8,708.90	6,327.93	12,197.69
i)	Sales Sponge Iron				-	4.39	0.94	-	13.13	13.14	48.09
ii)	Sales Diamonds	-	-	62.93	21.10	34.29	38.86	35.17	41.91	52.61	50.06
iii)	Sale of Power	6.25	6.08	4.99	5.17	5.40	5.51	6.50	7.48	6.30	5.96
iv)	Sales Others	3.85	5.78	-	0.01	0.43	0.52	0.74	0.38	1.78	8.75
v)	Sales of Pellet	232.40	165.50	222.11	73.50	55.55	76.52	25.40			
vi)	Income from services	1.84	42.13	45.04	36.58	30.16	32.34	56.17	57.84	55.51	45.86
2	Sales: Other Products and Services (i to vi)	244.34	219.49	335.07	136.36	130.22	154.69	123.98	120.74	129.34	158.72
3	Net Revenue from Operation	21,293.81	17,666.88	25,964.79	15,370.06	11,699.22	12,152.67	11,614.91	8,829.64	6,457.27	12,356.41
4	Other Income	434.49	332.55	718.33	349.88	513.79	588.30	519.73	908.81	1,809.25	2,265.40
PROFIT											
1	EBDITA	8,428.59	8,048.16	13,349.27	9,146.27	6,426.69	7,518.91	6,472.13	4,509.86	4,374.21	9,930.07
2	Depreciation	337.05	335.41	286.85	227.83	294.38	278.89	256.04	196.18	216.60	162.23
3	Interest	78.24	75.23	39.06	16.81	9.88	40.32	37.10	20.76	65.59	-
4	PBT	8,013.30	7,637.52	13,023.36	8,901.63	6,122.43	7,198.42	6,178.99	4,292.92	4,092.02	9,767.84
5	Taxes	2,380.42	2,108.21	3,575.09	2,316.59	1,555.33	2,752.48	2,141.39	1,619.92	1,566.06	3,345.98
6	PAT	5,631.89	5,528.63	9,447.59	6,253.05	3,610.12	4,642.11	3,805.88	2,589.14	2,712.22	6,421.86
7	Dividend (**)	1,685.11	1,934.21	4,319.72	2,274.15	1,619.72	1,690.14	1,676.86	1,313.01	4,361.19	3,389.83
8	Dividend % of PAT	30%	35%	46%	36%	45%	36%	44%	51%	161%	53%

	Ind_AS 2023-2024	Ind_AS 2022-2023	Ind_AS 2021-2022 (*)	Ind_AS 2020-2021	Ind_AS 2019-2020	Ind_AS 2018-19	Ind_AS 2017-18	Ind_AS 2016-17	Ind_AS 2015-16	2014-15
FINANCIAL POSITION										
1 Equity	293.07	293.07	293.07	293.07	306.19	306.19	316.39	316.39	396.47	396.47
2 Reserves & Surplus	25,112.71	22,039.24	17,582.19	29,463.07	27,227.76	25,645.34	24,037.44	22,202.55	28,721.12	31,935.27
3 Gross Fixed Assets	5,129.26	5,176.90	4,680.91	4,795.71	4,479.41	3,681.38	3,368.53	2,406.26	2,170.98	2,944.65
4 Net Fixed Assets (PPE, ROU & Intangible Assets)	3,162.65	3,013.87	2,833.77	3,118.45	3,016.73	2,720.69	2,671.70	1,952.81	1,918.45	1,333.69
5 Other Assets(Un Amortised Expenditure)	-	-	-	-	-	-	-	-	-	5.37
6 Capital Work-in- Progress	3,230.51	1,961.72	1,298.48	17,128.10	15,501.20	13,792.45	12,519.90	11,831.36	9,722.88	7,710.03
7 Current Assets (***)	21,407.00	17,507.13	16,918.67	10,548.12	6,874.30	7,963.98	8,839.45	8,584.95	18,764.55	23,889.76
8 Current Liabilities (***)	8,360.61	5,904.02	6,865.41	5,402.26	2,776.60	3,062.06	3,541.17	2,571.92	3,200.32	1,989.00
9 Deferred Tax Asset	265.89	297.50	568.94	408.28	397.06	582.73	385.71	453.36	263.17	(98.40)
10 Net Worth	25,405.78	22,332.31	17,875.26	29,756.14	27,533.95	25,951.53	24,353.83	22,518.94	29,117.59	32,326.37
11 Book value per share (Rs.)	86.69	76.20	60.99	101.53	89.92	84.76	76.97	71.17	73.44	81.54
12 Earning per share (Rs.)	19.22	18.86	32.07	20.62	11.79	14.70	12.03	7.22	6.84	16.20
13 Valued added per emp (Rs. In lakhs)	205.99	176.19	300.30	212.46	155.11	173.89	167.76	117.46	86.89	182.23

(*) Demerger of NISP Unit (Resulting Company NMDC Steel Limited) from NMDC Ltd. vide MCA latter dated 6th October 2022, Company has recognized the effect of the demerger from 1st April 2021

(**) Company has paid Rs. 1,685.11 crore as 1st interim Dividend for Rs. 5.75 per Share and declared Final Dividend of Rs.439.59 crore @ Rs. 1.50 per share for the Financial year 2023-24 which is to be paid after AGM. The total dividend for financial year 2023-24 amounts to Rs. 2,124.70 crore, which is 38% of the PAT.

(***) Company has re-stated the figures based on the EAC opinion issued by ICAI for accounting of bill discounting.



भारतीय लेखापरीक्षा और लेखा विभाग
महानिदेशक वाणिज्यिक लेखापरीक्षा का कार्यालय, हैदराबाद

INDIAN AUDIT AND ACCOUNTS DEPARTMENT
OFFICE OF THE DIRECTOR GENERAL
OF COMMERCIAL AUDIT, HYDERABAD

No.: DGCA/A/c/Desk/2023-24/ NMDC/1.08 /486

14 August 2024

To
The Chairman & Managing Director,
NMDC Limited,
Khanij Bhavan, 10-3-311/A, Castle Hills,
Masab Tank
Hyderabad

Sub: - Comments of the C&AG of India under Section 143(6)(b) of the Companies Act, 2013 on the accounts of NMDC Limited, Hyderabad for the year ended on 31 March 2024

Sir,

I forward herewith the 'Comments' Certificate of Comptroller and Auditor General of India under Section 143(6)(b) of the Companies Act, 2013 on the accounts of NMDC Limited, Hyderabad for the year ended on 31 March 2024.

2. The date of placing the comments along with Annual Accounts and Auditors' Report before the shareholders of the Company may please be intimated and a copy of the proceedings of the meeting may be furnished.
3. The date of forwarding the Annual Report and Annual Accounts of the Company together with Auditors' Report and comments of the Comptroller and Auditor General of India to the Central Government for being placed before the Parliament may please be intimated.
4. Ten copies of the Annual Report for the year 2023-24 may please be furnished in due course.
5. The receipt of this letter along with the enclosures may please be acknowledged.

Encl:- As above

Yours faithfully,

M. S. Subrahmanyam

(M. S. Subrahmanyam)
Director General

14/08/24

COMMENTS OF THE COMPTROLLER AND AUDITOR GENERAL OF INDIA UNDER SECTION 143(6)(b) OF THE COMPANIES ACT, 2013 ON THE FINANCIAL STATEMENTS OF NMDC LIMITED, HYDERABAD FOR THE YEAR ENDED 31 MARCH 2024

The preparation of financial statements of NMDC Limited, Hyderabad for the year ended 31 March 2024 in accordance with the financial reporting framework prescribed under the Companies Act, 2013 (Act) is the responsibility of the management of the Company. The Statutory Auditors appointed by the Comptroller and Auditor General of India under Section 139(5) of Act are responsible for expressing opinion on the financial statements under Section 143 of the Act based on the independent audit in accordance with the Standards on Auditing prescribed under Section 143(10) of the Act. This is stated to have been done by them vide their Audit Report dated 27 May 2024.

I, on behalf of the Comptroller and Auditor General of India, have conducted a supplementary audit of the financial statements of NMDC Limited, Hyderabad for the year ended 31 March 2024 under Section 143(6)(a) of the Act. This supplementary audit has been carried out independently without access to the working papers of the Statutory Auditors and is limited primarily to inquiries of the Statutory Auditors and Company personnel and a selective examination of some of the accounting records.

Based on supplementary audit, I would like to highlight the following significant matters under Section 143(6)(b) of the Act which have come to my attention and which in my view are necessary for enabling a better understanding of the financial statements and the related audit report.

A. Comments on Financial Position

Current Liabilities

Provisions (Note 2.17.1) - ₹254.41 crore

The above does not include ₹12.39 crore payable to Government of Andhra Pradesh towards surrender of Letter of Intent (LOI) of Chigargunta - Bisanatham Gold Block in Chittoor District of Andhra Pradesh. The Government of Andhra Pradesh (GoAP) allocated (October 2022) Chigargunta - Bisanatham Gold Block for an extent of 262.010 Hectares to NMDC Limited through auction. In line with the Terms of Allocation Letter, NMDC submitted a Performance Guarantee of ₹12.39 crore and released a payment of ₹2.48 crore towards upfront fee.

Before commencement of the mining activities, NMDC conducted a strategic review of the Project and observed that Gold Project being a different mining process and process technologies poses a challenge in achieving the desired outcome from the project due to lack of in-house expertise, venturing into underground mining and high value mineral from the well-established open case mining of iron ore, etc. which were risks on capital deployed. Accordingly, a proposal was submitted to the Board of Directors (BoD) of NMDC for surrender of the mine back to GoAP

which would result in a loss of ₹14.87 crore besides consequential damages from Government of Andhra Pradesh. BoD approved (September 2023) the write-off proposal.

Though an amount of ₹2.48 crore which was accounted in Capital Advance was transferred to Miscellaneous Expenditure, no provision was created against the Performance Guarantee of ₹12.39 crore submitted to GoAP. This has resulted in understatement of Provisions (Current Liabilities) and Other Expenses by ₹12.39 crore with consequential overstatement of profit to the same extent.

B. Comments on Disclosure

Note 2.32.10

Joint Ventures (Ind AS 28) – Jointly Controlled Entities


A Memorandum of Understanding was signed between NMDC Limited, Steel Authority of India Limited and IRCON International Limited (May 2015) to form a Joint Venture (JV) Company by the name “Bastar Railway Private Limited” (BRPL) for construction of 140 KM Broad Gauge Line from Jagdalpur to Rowghat. NMDC, having 52 *per cent* stake, made an investment of ₹152.67 crore in BRPL.

Subsequently, a proposal was submitted to Board of Directors of BRPL of handing over of the project to Railways as the JV partners do not possess the expertise in execution of Railway Projects and could not infuse the required capital/ equity in the JV company. Further, IRCON was not interested in executing the project and informed that the execution may be taken up with any other Railway Project Executing Agencies like Rail Vikas Nigam Limited, RITES Limited, etc. Board of Directors of BRPL approved (September 2022) the proposal to handover the construction of project to Ministry of Railways. Railway Board (February 2023) granted in-principle approval for taking over the Project.

Further, BRPL acquired 140.233 Hectares of land in 21 villages in Bastar District and paid ₹188.82 crore towards cost of land acquisition. A FIR under section 154 CRPC was filed by the District Collector for the land acquired in Palli village on the irregularities in computation of land compensation and excess payment of ₹85.87 crore. This case is pending before the Supreme Court.

The above facts have not been disclosed in financial statements of NMDC.

For and on behalf of the
Comptroller and Auditor General of India



(M. S. Subrahmanyam)
Director General of Commercial Audit
Hyderabad

Place: Hyderabad
Date: 14 August 2024

INDEPENDENT AUDITORS' REPORT

To,
The Members,
NMDC Limited

Report on the Audit of the Standalone Financial Statements

Opinion

We have audited the accompanying Standalone Financial Statements of NMDC Limited (hereinafter referred to as "the Company"), which comprise the Standalone Balance Sheet as at March 31, 2024, the Standalone Statement of Profit and Loss (including Other Comprehensive Income), the Standalone Statement of Changes in Equity and the Standalone Statement of Cash flows for the year then ended, and notes to the Standalone Financial Statements, including material accounting policy information and other explanatory information (hereinafter referred to as the "Standalone Financial Statements").

In our opinion and to the best of our information and according to the explanations given to us, the aforesaid Standalone Financial Statements give the information required by the Companies Act, 2013 ("the Act") in the manner so required and give a true and fair view in conformity with the Indian Accounting Standards prescribed under section 133 of the Act read with the Companies (Indian Accounting Standards) Rules, 2015, as amended, ("Ind AS") and other accounting principles generally accepted in India, of the state of affairs of the Company as at March 31, 2024, its profit and other comprehensive income, changes in equity and its cash flows for the year ended on that date.

Basis for Opinion

We conducted our audit in accordance with the Standards on Auditing (SAs) specified under section 143(10) of the Act. Our responsibilities under those Standards are further described in the "Auditor's Responsibilities for the Audit of the Standalone Financial Statements" section of our report. We are independent of the Company in accordance with the Code of Ethics issued by the Institute of Chartered Accountants of India ("ICAI") together with the ethical requirements that are relevant to our audit of the Standalone Financial Statements under the provisions of the Act and the Rules made thereunder, and we have fulfilled our other ethical responsibilities in accordance with the provisions of the Act and the ICAI's Code of Ethics. We believe that the audit evidence we have obtained is sufficient and appropriate to provide a basis for our audit opinion on the Standalone Financial Statements.

Key Audit Matters

Key audit matters are those matters that, in our professional judgement, were of most significance in our audit of the Standalone Financial Statements of the current period. These matters were addressed in the context of our audit of the Standalone Financial Statements as a whole, and in forming our opinion thereon, and we do not provide a separate opinion on these matters.

For each Key audit matter below, description of how our audit addressed the Key audit matter is provided in that context. We have determined the following matters to be the Key audit matters to be communicated in our report:

SI No	Key Audit Matter	Auditor's Response
1.	<p>Revenue from Operations and Related Royalty & Levies.</p> <p>A) Revenue from Operations:</p> <ul style="list-style-type: none"> Revenue from operations constitute revenue from sale of iron ore and pellets. The Company deals with different sizes of iron ore. Amounts invoiced is adjusted with the price of 'Fe' content in the product sold. This involves substantial effort in establishing accuracy of revenue recognised. Hence, this was identified as Key Audit Matter. 	<p>The audit procedures in relation to revenue recognised, royalty and other statutory dues payable included the following:</p> <ul style="list-style-type: none"> Assessing the appropriateness of the Company's revenue recognition accounting policies in line with Ind AS 115. Understanding and testing of design and operating effectiveness of Internal controls in place relating to recognition and measurement of revenue, royalty and other cess payable.

SI No	Key Audit Matter	Auditor's Response
	<ul style="list-style-type: none"> ▪ The sale price of Iron-ore is based on the presence of "Fe" content in the Iron-ore. The sale price in the e-auction (advance) as well as Long Term Agreement are fixed for standard "Fe" grade and revenue are recognized at standard "Fe" and adjustments for the revenue recognized are made (Bonus / Penalty) based on the certified actual "Fe" grade. <p>B) Royalty & Levies</p> <ul style="list-style-type: none"> ▪ Royalty and other statutory dues on sale of Iron-ore are required to be paid on the basis of Mines and Minerals (Development and Regulation) Act on advance basis to the respective statutory authorities. The Royalty and other statutory dues are computed on the basis of the "Fe" grade and rate published by Indian Bureau of Mines (IBM). ▪ We identified Royalty & other statutory dues as Key Audit Matter, considering the quantum of royalty and other statutory dues, inherent risk involved in accurately recognizing royalty and other statutory dues and complexities involved with respect to Fe grade, rates prescribed, timing of despatches. <p>(Refer Note 2.18 and 2.34.14 to the Standalone Financial Statement)</p>	<ul style="list-style-type: none"> ▪ Testing of relevant information technology general controls, automated controls, and the related information used in recording and disclosing revenue. ▪ Performed Cut off procedures as on year end with respect to revenue, royalty and other cess paid based on quantity dispatched. ▪ Recomputed royalty and other cess payable for the current year as per IBM rates based on "Fe" quantities sold and reconciled the provision made. ▪ Performed analytical procedures on current year revenue, royalty and other cess and where appropriate, conducted further enquiries and testing. ▪ Substantive testing of revenue, royalty and other cess with the underlying documents on a sample basis. ▪ Substantive testing of quantity despatched on sale with the sales recorded in books and substantive testing of royalty and other cess paid on quantity dispatched.
<p>2.</p>	<p>Capital Work-in progress:</p> <p>Considering the nature, duration, estimated amount and amount incurred on projects carried out, Capital Work in Progress is determined as a key audit matter.</p> <p>(Refer Note 2.2 to the Standalone Financial Statement)</p>	<p>The audit procedures in relation to Capital Work in Progress included the following:</p> <ul style="list-style-type: none"> ▪ Reviewed the accounting policies for CWIP. ▪ Understanding and testing of design and operating effectiveness of Internal controls in place relating to approval process for capitalisation. ▪ Tested the control procedure for identification of cost incurred for specific projects. ▪ Performed substantive procedures on sample basis for amounts capitalised and amounts added to CWIP during the year. ▪ Examined the disclosures made in respect of CWIP in compliance with Ind AS-16 and Schedule III to the Companies Act 2013.

SI No	Key Audit Matter	Auditor's Response
3.	<p>Mine Closure Obligation (MCO):</p> <p>The company provides for Mine closure obligation (MCO) based on the present cost of closure of mining project based on a representative mine. The rate of closure arrived at based on such cost is uniformly applied to other mines for arriving at the total MCO liability.</p> <p>As the provision for mine closure involves estimate and Management judgement, the amount involved is significant, the same is considered as a Key Audit Matter.</p> <p>(Refer Note 2.14.4 to the Standalone Financial Statement)</p>	<p>The audit procedure performed in relation to Mine Closure Obligation included the following:</p> <ul style="list-style-type: none"> ▪ Our Audit procedure comprise of identification and understanding of the reasonableness of the principal assumptions used by the management to the MCO which involves technical evaluation and data of production of ore. ▪ We have reviewed the methodology to quantify the liability for mine closure obligation at a rate per MT on the cumulative Run of Mine quantity for mine closure obligations. ▪ We have verified the arithmetical accuracy of the provision for mine closure obligation based on the recommendation of the Committee formed for this purpose.
4.	<p>Contingent Liabilities</p> <p>The Company is involved in various taxes and other disputes for which final outcome cannot be predicted and which could potentially result in significant liabilities. The assessment of the risks associated with the litigations is based on complex assumptions, which require the use of judgements and such judgements relates, primarily, to the assessment of the uncertainties connected to the prediction of the outcome of the proceedings and to the adequacy of the disclosures in the financial statements. Because of the judgement required, the materiality of such litigations and the complexity of the assessment process, the area is a key matter for our audit.</p> <p>(Refer Note 2.31 to the Standalone Financial Statement)</p>	<p>The audit procedures in relation to contingent liabilities included the following:</p> <ul style="list-style-type: none"> ▪ Understood and tested the design and operating effectiveness of controls as established by the management for obtaining all relevant information for pending litigation cases. ▪ Discussed with the management regarding any material developments thereto and latest status of legal matters. ▪ Read various correspondences and related documents pertaining to litigation cases and relevant external legal opinions obtained by the management. ▪ Examined management's judgements and assessments in respect of whether provisions are required and discussed with the management. ▪ Reviewed the adequacy and completeness of disclosures.

Emphasis of Matter

We draw attention to the following matters forming part of the Standalone Financial Statements

- I. Note No. 2.34.4 regarding dues from NMDC Steel Limited ("NSL"), which includes an amount of INR 2,502.64 crores arising from demerger;
- II. Note No.2.32.5 regarding advance of INR 639.61 crores paid by the Company to a subsidiary M/s Karnataka Vijayanagar Steel Limited (KVSL); and
- III. Note No. 2.34.7 regarding demand of INR 1,623.44 Crores, shown as 'Contingent Liability' relating to compensation based on common cause judgement, which is sub-judice.

The impact of the above on the Standalone Financial Statements is dependent on the outcome of the proceedings/ matters described in the said notes.

Our opinion is not modified in respect of these matters.

Information Other than the Standalone Financial Statements and Auditor's Report Thereon

The Company's Management and Board of Directors are responsible for the preparation of the other information. The other information comprises the information included in the Management Discussion and Analysis, Board's Report including Annexures to Board's Report, Business Responsibility and Sustainability Report, Corporate Governance

Report and Shareholder Information (collectively called as "Other Information") but does not include the Standalone Financial Statements and our auditor's report thereon. The Other information as above is expected to be made available to us after the date of this Auditors' report.

Our opinion on the Standalone Financial Statements does not cover the other information and we do not express any form of assurance/ conclusion on the other information.

In connection with our audit of the Standalone Financial Statements, our responsibility is to read the other information identified above when it becomes available and, in doing so, consider whether the other information is materially inconsistent with the Standalone Financial Statements, or our knowledge obtained during the course of our audit or otherwise appears to be materially misstated.

When we read the other information, if we conclude that there is a material misstatement therein, we are required to communicate the matter to those charged with governance and take appropriate actions, if required.

Responsibilities of Management and Those Charged with Governance for the Standalone Financial Statements

The Company's Management and Board of Directors are responsible for the matters specified in section 134(5) of the Act, with respect to the preparation and presentation of these Standalone Financial Statements that give a true and fair view of the standalone financial position, standalone financial performance, standalone other comprehensive income, standalone cash flows and standalone changes in equity of the Company in accordance with the Indian Accounting Standards (Ind-AS) specified under section 133 of the Act, read with the Companies (Indian Accounting Standards) Rules, 2015, as amended, and other accounting principles generally accepted in India.

This responsibility also includes maintenance of adequate accounting records in accordance with the provisions of the Act for safeguarding of the assets of the Company and for preventing and detecting frauds and other irregularities; selection and application of appropriate accounting policies; making judgments and estimates that are reasonable and prudent; and the design, implementation and maintenance of adequate internal financial controls, that were operating effectively for ensuring accuracy and completeness of the accounting records, relevant to the preparation and presentation of the Standalone Financial Statements that give a true and fair view and are free from material misstatement, whether due to fraud or error.

In preparing the Standalone Financial Statements, the Board of Directors are responsible for assessing the Company's ability to continue as a going concern, disclosing, as applicable, matters related to going

concern and using the going concern basis of accounting unless Board of Directors either intends to liquidate the Company or to cease operations, or has no realistic alternative but to do so.

The Board of Directors are also responsible for overseeing the Company's financial reporting process.

Auditor's Responsibilities for the Audit of the Standalone Financial Statements

Our objectives are to obtain reasonable assurance about whether the Standalone Financial Statements as a whole are free from material misstatement, whether due to fraud or error, and to issue an auditor's report that includes our opinion. Reasonable assurance is a high level of assurance, but is not a guarantee that an audit conducted in accordance with SAs will always detect a material misstatement when it exists. Misstatements can arise from fraud or error and are considered material if, individually or in the aggregate, they could reasonably be expected to influence the economic decisions of users taken on the basis of these Standalone Financial Statements.

As part of an audit in accordance with SAs, we exercise professional judgment and maintain professional skepticism throughout the audit. We also:

- Identify and assess the risks of material misstatement of the Standalone Financial Statements, whether due to fraud or error, design and perform audit procedures responsive to those risks, and obtain audit evidence that is sufficient and appropriate to provide a basis for our opinion. The risk of not detecting a material misstatement resulting from fraud is higher than for one resulting from error, as fraud may involve collusion, forgery, intentional omissions, misrepresentations, or the override of internal control.
- Obtain an understanding of internal financial controls relevant to the audit in order to design audit procedures that are appropriate in the circumstances. Under section 143(3) of the Act, we are also responsible for expressing our opinion on whether the Company has adequate internal financial controls system with reference to financial statements in place and the operating effectiveness of such controls.
- Evaluate the appropriateness of accounting policies used and the reasonableness of accounting estimates and related disclosures made by management.
- Conclude on the appropriateness of management's use of the going concern basis of accounting and, based on the audit evidence obtained, whether a material uncertainty exists related to events or conditions that may cast significant doubt on the Company's ability to continue as a going concern. If we conclude that a material uncertainty exists, we are required to draw attention in our auditor's

report to the related disclosures in the Standalone Financial Statements or, if such disclosures are inadequate, to modify our opinion. Our conclusions are based on the audit evidence obtained up to the date of our auditor's report. However, future events or conditions may cause the Company to cease to continue as a going concern; and

- Evaluate the overall presentation, structure and content of the Standalone Financial Statements, including the disclosures, and whether the Standalone Financial Statements represent the underlying transactions and events in a manner that achieves fair presentation.

We communicate with those charged with governance regarding, among other matters, the planned scope and timing of the audit and significant audit findings, including any significant deficiencies in internal control that we identify during our audit.

We also provide those charged with governance with a statement that we have complied with relevant ethical requirements regarding independence, and to communicate with them all relationships and other matters that may reasonably be thought to bear on our independence, and where applicable, related safeguards.

From the matters communicated with those charged with governance, we determine those matters that were of most significance in the audit of the Standalone Financial Statements of the current period and are therefore the key audit matters. We describe these matters in our auditor's report unless law or regulation precludes public disclosure about the matter or when, in extremely rare circumstances, we determine that a matter should not be communicated in our report because the adverse consequences of doing so would reasonably be expected to outweigh the public interest benefits of such communication.

Other Matters

1. We did not audit the financial statements of five branches included in the audited Standalone Financial Statements of the Company, whose financial statements reflects total assets of INR 13,867.36 Crores as at March 31, 2024; total revenues of INR 21,400.76 Crores, total net profit before tax of INR 7,194.68 Crores, for the year ended March 31, 2024 as considered in the respective audited financial statements of the Branches included in the Standalone Financial Statements of the Company. The financial statements of these branches have been audited by the respective branch auditors whose reports have been furnished to us, and our opinion in so far as it relates to the amounts and disclosures included in respect of these branches, is based solely on the report of such branch auditors and the procedures performed by us are as stated

under Auditor's Responsibilities for the Audit of the Standalone Financial Statements section above after considering the requirements of Standard on Auditing (SA 600) on "Using the work of Another Auditor" including materiality.

2. The Standalone Financial Statements includes the audited Standalone Financial Statements for the year ended March 31, 2023 which was audited by the predecessor auditor of the Company who had expressed an unmodified opinion on those audited Standalone Financial Statements vide their report dated May 23, 2023. We have audited the restatement adjustments, as disclosed in Note 2.34.13 to the Standalone Financial Statements, which have been made to the comparative Standalone Financial Statements presented for the years prior to year ended March 31, 2024 in accordance with the requirements of applicable Ind AS.

Our opinion is not modified in respect of these matters.

Report on Other Legal and Regulatory Requirements

1. As required by the Companies (Auditor's Report) Order, 2020 ("the Order") issued by the Central Government of India in terms of Section 143(11) of the Act, we give in "**Annexure A**" a statement on the matters specified in paragraphs 3 and 4 of the Order, to the extent applicable.
2. As required by Section 143 (3) of the Act, based on our audit we report that.
 - a) We have sought and obtained all the information and explanations which to the best of our knowledge and belief were necessary for the purposes of our audit;
 - b) In our opinion, proper books of account as required by law have been kept by the Company so far as it appears from our examination of those books except for the matters stated in the paragraph 2(j)(vi) below on reporting under Rule 11(g) of the Companies (Audit and Auditor's) Rules, 2014.
 - c) The reports on the accounts of the branch offices of the Company audited under Section 143(8) of the Act by branch auditors have been sent to us and have been properly dealt with by us in preparing this report.
 - d) The Standalone Balance Sheet, the Standalone Statement of Profit and Loss (including other comprehensive income), Standalone Statement of changes in equity and the Standalone Statement of Cash Flows dealt with by this Report are in agreement with the books of account.
 - e) In our opinion, the aforesaid Standalone Financial Statements comply with the Indian Accounting Standards (Ind AS) specified under Section 133 of the Act.

- f) The provisions of Section 164(2) of the Act, in respect of disqualification of directors are not applicable to the company, being a Government company in terms of notification no: - G.S.R.463(E) dated 5th June 2015 issued by Ministry of Corporate Affairs, Government of India.
- g) The modifications relating to the maintenance of accounts and other matters connected therewith are as stated in the paragraph 2(b) above on reporting under Section 143(3)(b) of the Act and paragraph 2(j)(vi) below on reporting under Rule 11(g) of the Companies (Audit and Auditor's) Rules, 2014, as amended.
- h) With respect to the adequacy of internal financial controls with reference to Standalone Financial Statements of the Company and operating effectiveness of such controls, refer to our separate Report in "**Annexure -B**", wherein we have expressed an unmodified opinion.
- i) With respect to the other matters to be included in the auditor's report in accordance with the requirements of Section 197(16) of the Act, as amended:

We are informed that the provisions of section 197 read with Schedule V of the Act, relating to managerial remuneration are not applicable to the company, being a Government Company, in terms of Ministry of Corporate Affairs notification no-G.S.R.463(E) 5th June 2015.

- j) With respect to the other matters to be included in the Auditor's Report in accordance with Rule 11 of the Companies (Audit and Auditor's) Rules, 2014, as amended, in our opinion and to the best of our information and according to the explanations given to us:
 - i. The Company has disclosed the impact of pending litigations on its financial position in its Standalone Financial Statements - Refer Note 2.31 to the Standalone Financial Statements.
 - ii. The company does not have any long-term contracts including derivative contracts for which there were any material foreseeable losses.
 - iii. There has been delay in transferring amounts, required to be transferred, to the Investor Education and Protection Fund by the company as detailed below:

a. Unclaimed amount of dividend:

(INR in Crores)

Year	Amount involved	Due date of amount to be transferred to IEPF	Actual date of transfer
2015-16	0.15	26-Apr-2023	26-Jun-2023

b. Equity shares related to unclaimed dividend:

Year	No of shares	Due date of shares to be transferred to IEPF	Actual date of transfer
2015-16	3776	26-Apr-2023	07-Jun-2023 & 08-Jun-2023

- iv.
 - a. The management has represented that, to the best of its knowledge and belief, as disclosed in Note 2.34.17 to the standalone financial statements, no funds have been advanced or loaned or invested (either from borrowed funds or share premium or any other sources or kind of funds) by the Company to or in any other persons or entities, including foreign entities ("Intermediaries") with the understanding, whether recorded in writing or otherwise, that the Intermediary shall:
 - Directly or indirectly lend or invest in other persons or entities identified in any manner whatsoever by or on behalf of the Company ("Ultimate Beneficiaries") or
 - Provide any guarantee, security or the like on behalf of the Ultimate Beneficiaries.
 - b. The management has represented, that, to the best of its knowledge and belief, as disclosed in Note 2.34.17 to the Standalone Financial

Statements, no funds have been received by the Company from any persons or entities, including foreign entities ("Funding Parties"), with the understanding, whether recorded in writing or otherwise, that the Company shall:

- Directly or indirectly, lend or invest in other persons or entities identified in any manner whatsoever by or on behalf of the Funding Party ("Ultimate Beneficiaries") or
- Provide any guarantee, security or the like on behalf of the Ultimate Beneficiaries; and
- c. Based on the audit procedures performed by us that have been considered reasonable and appropriate in the circumstances, nothing has come to our notice that has caused us to believe that the representations under sub-clause (iv)(a) and (v)(b) contain any material misstatement.
- v. The interim dividend declared and paid by the company during the year and until the date of this audit report is in accordance with section 123 of

the Act, 2013.

The final dividend paid by the Company during the financial year 2023-24 which was declared for the previous financial year 2022-23 and approved by the members at Annual General Meeting is in accordance with section 123 of the Act, to the extent it applies to payment of dividend.

As stated in note 2.34.24 to the Standalone Financial Statements, the Board of Directors of the Company has recommended Final dividend for the year which is subject to the approval of the members in ensuing Annual General Meeting. The dividend declared is in accordance with section 123 of the Act to the extent it applies to declaration of dividend.

- vi. Based on our examination which included test checks and the report of the auditors of the five branches and according to the information and explanations given to us, the Company has used the accounting software for maintaining its books of account which has a feature of audit trail (edit log) facility and the same has operated throughout the year for all the relevant transactions recorded in such software except that:

The feature of recording audit trail (edit log) at the data base level to log any direct changes for the accounting software used for maintaining the books of account was not enabled.

During the course of our audit, we did not come across any instance of audit trail feature being tampered with for the period for which audit trail was enabled.

In the first year of applicability, the reporting on preservation of audit trail for record retention is not required as per "Implementation guide in Reporting on Audit Trail under Rule 11(g) of the Companies (Audit and Auditors) Rules, 2014 issued by ICAI.

3. We are enclosing our report in terms of section 143(5) of the Act, on the basis of such checks of books and records of the company as we consider appropriate and according to the information and explanations given to us, in "**Annexure-C**" on the directions issued by the Comptroller & Auditor General of India.

For **VARMA & VARMA**
Chartered Accountants
FRN 004532S

Place: Hyderabad
Date: May 27, 2024

P R Prasanna Varma
Partner
M No. 025854
UDIN: 24025854BKGPYV6233

ANNEXURE - A

TO THE INDEPENDENT AUDITOR'S REPORT

(Referred to in paragraph 1 under 'Report on Other Legal and Regulatory Requirements' section of our report to the Members of NMDC Limited of even date on the Standalone Financial Statements for the year ended March 31, 2024)

- i.
- a) The Company is maintaining proper records showing full particulars, including quantitative details and situation of Property, Plant & Equipment.
- The Company is maintaining proper records showing full particulars of Intangible assets.
- b) According to the information and explanations given to us and on the basis of our examination of the records of the Company, the Company has a regular programme of physical verification of its Property, Plant and Equipment by which all the Property, Plant and Equipment are physically verified by the management in a phased manner. In our opinion the periodicity of the physical verification is reasonable having regard to the size of the company and the nature of Property, Plant and Equipment. In accordance with this program, certain Property, Plant and Equipment were verified during the year and no material discrepancies have been noticed on such verification.
- c) According to the information and explanations given to us and on the basis of our examination of the records of the company, the title deeds of immovable properties (other than immovable properties where the Company is the lessee and the lease agreements are duly executed in favour of the lessee) disclosed in the financial statements are held in the name of the company, except as mentioned in Additional Note 2.1.1 of the Standalone Financial Statements and as given below:

Description of property	Gross carrying value INR (In Crores)	Held in name of	Whether promoter, director or their relative or employee	Period held -range.	Reason for not being held in name of company
KIRANDUL					
Land at Madadi Village	-	-	No	31-03-2006	Panchnama done by Railway, Revenue NMDC officials is available with the Project.
Railway Land	-	-	No	31-03-1986	Panchnama done by Railway Revenue authorities and NMDC officials is available with the Project.
Freehold Land	0.0023	-	No	31-03-1966	Sale Deed available with the management for total 19.09 Hectares. Appeal against the order issued by the Tahsildar, Bade Bacheli is being prepared by the advisor (Revenue) and same will be submitted before the SDM. Bade Bacheli. The title is not in the name of Company.

Description of property	Gross carrying value INR (In Crores)	Held in name of	Whether promoter, director or their relative or employee	Period held -range.	Reason for not being held in name of company
Revenue Land	-	-	No		File has been sent to Head Office for approval so that proper application can be submitted before district Administration for the allotment of Land. It is under Progress. The title is not in the name of Company.
BACHELI					
Forest Land for Uniflow Rly. Dispatch System	0.124	Forest Department	No	07-06-2002	This is Forest Land. (MOEF Letter No. 8B/007/2002/FCW/1313 dated 07.06.2002)
Land for Shankhni pump House & pipeline hect 4.68	0.0103	Forest Department	No	14-03-2002	This is Forest Land (MOEF clearance Letter dated 14.03.2002).
Infrastructure Lond Lease of Deposit 10(FO)	13.92	Forest Department	No	10-07-2019	This is Forest Land (MOEF letter dated 10 July 2019).
PALONCHA					
SIU NMDC Ltd,	1.09	TSIIC	No	11.35 Acres	Provisional allotment order has been issued by TSIIC and not yet registered
SIU NMDC Ltd,	0.20	TSIIC	No	2.08 Acres	During the survey, 2.08 acres found shortage out of 13.43 acres which is pending confirmation from TSIIC.
DONIMALAI					
Bhujanganagar land for Township to the extent of 3.73 acres	-	-	No	17-03-1971	The Company is in the possession of Land allotment letter/ land sanction letter. Mutation of the same is pending.
Bhujanganagar land for Township to the extent of 11.23 acres	-	-	No	07-07-1972	The Company is in the possession of Land allotment letter/ land sanction letter. Mutation of the same is pending.
Bhujanganagar land for Township to the extent of 2.22 acres	-	-	No	17-03-1971	The Company is in the possession of Land allotment letter/ land sanction letter. Mutation of the same is pending.

Description of property	Gross carrying value INR (In Crores)	Held in name of	Whether promoter, director or their relative or employee	Period held -range.	Reason for not being held in name of company
Bhujanganagar land for Township to the extent of 6.94 acres	-	-	No	15-02-1971	The Company is in the possession of Land allotment letter/ land sanction letter. Mutation of the same is pending.
Ranjithpur land for Pellet plant to the extent of 8.31 acres	-	-	No	03-05-1976	The Company is in the possession of Land allotment letter/ land sanction letter. Mutation of the same is pending.
Narasingapura and Bhujanganagar for bore hole to the extent of 0.037 acres	-	-	No	NA	The Company is in the possession of Land allotment letter/ land sanction letter. Mutation of the same is pending.
HEAD OFFICE					
Hyderabad Corporate Office, NMDC Ltd., 10-3-311/A, Castle Hills, Masab Tank, Hyderabad-28	-	-	No	17-09-1981	Revenue Authority inspected the Building Premises & Documents. Mutation is pending.
NMDC Guest, House, Plot No.7 Road No.2, Banjara Hills, Hyderabad-33	-	-	No	15-02-1995	Revenue Authority inspected the Building Premises & Documents. Mutation is pending.
NMDC Guest, House, Plot No.16 Road No.2, Banjara Hills, Hyderabad-33	-	-	No	17-12-1994	Revenue Authority inspected the Building Premises & Documents. Mutation is pending.
NMDC Guest, House, Plot No.18 Road No.2, Banjara Hills, Hyderabad-33	-	-	No	17-12-1994	Revenue Authority inspected the Building Premises & Documents. Waiting for mutation papers
NMDC Guest, House, Plot No.19 Road No.2, Banjara Hills, Hyderabad-33	-	-	No	17-12-1994	Revenue Authority inspected the Building Premises & Documents. Mutation is pending.
NMDC Guest, House, Plot No.20 Road No.2, Banjara Hills, Hyderabad-33	-	-	No	17-12-1994	Revenue Authority inspected the Building Premises & Documents. Mutation is pending.

Description of property	Gross carrying value INR (In Crores)	Held in name of	Whether promoter, director or their relative or employee	Period held -range.	Reason for not being held in name of company
NMDC Guest, House, Plot No.21 Road No.2, Banjara Hills, Hyderabad-33	-	-	No	17-12-1994	Revenue Authority inspected the Building Premises & Documents. Mutation is pending.
NMDC Guest, House, Plot No.22 Road No.2, Banjara Hills, Hyderabad-33	-	-	No	17-12-1994	Revenue Authority inspected the Building Premises & Documents. Mutation is pending.
Transit Camp, Flat No.24, Kranthi Shikara Apartments, Panjagutta, Hyderabad-82 .	-	-	No	19-08-1992	Revenue Authority inspected the Building Premises & Documents. Mutation is pending.
Patancheru, Survey No.420 & 425 Hyderabad-502 032	-	-	No	18-07-2019	Mutation is pending.
Guest House Plot No.8 H.I.G Jubilee Hills	-	-	No	23-03-2022	Mutation is pending.
R&D CENTRE					
NPD LAB	-	-	No	10-08-1990	Mutation is pending.

d) According to the information and explanations given to us and on the basis of our examination of the records of the Company, the Company has not revalued its Property, Plant and Equipment (including Right-of-use assets) or Intangible assets or both during the year.

e) According to the information and explanations given to us and on the basis of our examination of the records of the Company, there are no proceedings initiated or are pending against the Company for holding any benami property under The Benami Transactions (Prohibition) Act, 1988 and rules made thereunder.

ii.

a) According to the information and explanations given to us and on the basis of our examination of the records of the Company, physical verification of inventory has been conducted at reasonable intervals by the management and in our opinion, the coverage and procedure of such verification by the management is appropriate and there are no discrepancies of 10% or more in aggregate for each class of inventory.

b) In our opinion and according to the information and explanations given to us and on the basis of our examination of the records of the Company, the Company has not been sanctioned working capital limits in excess of INR 5 Crores, in aggregate, from the bank or financial institutions on the basis of security of current assets as per terms of sanction. Hence, reporting under paragraph 3(ii)(b) of the order is not applicable.

iii.

a. According to the information and explanations given to us and on the basis of our examination of the records of the Company, the Company has made investments in, provided guarantee or security or granted loans or advances in the nature of loans, secured or unsecured to, companies, or any other parties and the details are given below:

- A. The aggregate amount during the year and balance outstanding at the balance sheet date with respect to such loans or advances and guarantees or security to subsidiaries, joint ventures and associates (Refer note 2.32.5 of the Standalone Financial Statements):

(INR in Crores)

S. No	Particulars	Guarantees	Security	Investments	Loans	Advances in the nature of loans
1	Aggregate amount granted/provided during the Year:					
	Subsidiaries	0.34	-	104.94	-	1.68
	Joint ventures	-	-	-	-	0.01
	Associates	-	-	-	-	-
2	Balance outstanding as at balance sheet date in respect of above cases:					
	Subsidiaries	0.34	-	357.45	-	668.51
	Joint ventures	504.23	-	251.03	-	55.81
	Associates	-	-	418.98	-	-

- B. The aggregate amount during the year, and balance outstanding at the balance sheet date with respect to such loans or advances and guarantees or security to any other entity:

(INR in Crores)

SI No	Particulars	Guarantees	Security	Investments	Loans	Advances
1	Aggregate amount granted/provided during the Year					
	Entity under common control (Refer Note 2.32.5)	-	-	-	-	250.04
	Employee Loans (including interest accrued during the year)	-	-	-	56.14	-
2	Balance outstanding as at balance sheet date in respect of above cases					
	Entity under common control (Refer Note 2.32.5)	-	-	-	-	2,588.72
	Employee Loans (including interest accrued as at the year-end)	-	-	-	92.69	-

- b) According to the information and explanations given to us and based on the audit procedures conducted by us, we are of the opinion that the investments made, guarantees provided, and the terms and conditions of the loans and advances in the nature of loans and guarantees provided during the year are prima facie, not prejudicial to the interest of the Company.
- c) According to the information and explanations given to us and on the basis of our examination of the records of the company, schedule of repayment of principal has not been stipulated in respect of loans and advances in the nature of loans granted by the Company to subsidiaries, joint ventures & commonly controlled entities. There is schedule of repayment of principal and payment of interest prescribed in respect of loans granted by the Company to employees and the repayments are generally regular.
- d) According to the information and explanations given to us and on the basis of our examination of the records of the Company, no loan or advances in the nature of loan granted by the Company for which schedule of repayment has been stipulated is overdue.
- e) According to the information and explanation given to us and on the basis of our examination of the records of the Company, there are no loan and advances given falling due during the year, which has been renewed or extended or fresh loan granted to settle the over dues of existing loans given to the same party.

- f) According to the information and explanation given to us and on the basis of our examination of the records of the Company, the Company has granted loans or advances in the nature of loans without specifying any terms or period of repayment, to wholly owned Subsidiaries, Joint ventures, Associate companies and entity under common control, without specifying any terms or period as stated in note 2.32.5 of the Standalone Financial Statements and the details of which are given below. There was no loan given to such parties which was repayable on demand,

Particulars	Related Parties	Promoters
Aggregate amount of loans/advances in nature of loans	-	-
A). Repayable on demand	-	-
B). Agreement does not specify any terms or period of repayment	3,313.04	-
Total (A+B)	3,313.04	-
Percentage of loans /advances in the nature of loans to the total loans	97.28%	-

- iv. According to the information and explanation given to us and on the basis of our examination of the records, the Company has complied with the provisions of Section 185 and 186 of the Act, in respect of loans granted, investments made, guarantees and securities provided, as applicable.
- v. In our opinion and according to information and explanations given to us, the Company has not accepted any deposits or amounts which are deemed to be deposits from the public. As such, the directives issued by the Reserve Bank of India, the provisions of Sections 73 to 76 or any other relevant provisions of the Act and the rules framed thereunder are not applicable to the Company. Accordingly, clause 3(v) of the order is not applicable.
- vi. According to the information and explanations given to us and on the basis of our examination of the records of the Company, the Central Government has prescribed the maintenance of cost records under section 148(1) of the Act, for the business activities carried out by the Company. We are of the opinion that prima facie the Company is generally maintaining these cost records. We have not, however, made detailed examination of the records with a view to determine whether they are accurate and complete
- vii.
- a) According to the information and explanations given to us and on the basis of our examination of the records of the Company, the Company is generally regular in depositing undisputed statutory dues including Goods and Services Tax, provident fund, employees state insurance, income tax, service tax, duty of customs, duty of excise, value added tax, cess, royalty and any other statutory dues where applicable to it with the appropriate authorities during the year.

There are no undisputed material amounts of above statutory dues payable which were in arrears as at 31st March 2024 for a period of more than six months from the date they became payable.

- b) According to the information and explanations given to us, there are no statutory dues referred in clause 3(vii) (a) above which have not been deposited by the Company on account of disputes, except for the following:

Name of statute	Nature of Dues	Period	Forum where Dispute isPending	Amount (net of deposit) (INR. In Crore)
HEAD OFFICE				
Income Tax Act, 1961	Income Tax & Interest thereon	FY 2014-15 & FY 2015-16	Principal Commissioner of Income Tax	30.26
Goods & Services Tax	Goods & Services Tax & penalty	FY 2017-18	Joint Commissioner (Appeals)	1.34
Income Tax Act, 1961	Withholding tax	FY 2023-24 & earlier years	Demand in TRACES portal. Company is in the process of filing rectification after reconciling liability with books	1.65

Name of statute	Nature of Dues	Period	Forum where Dispute isPending	Amount (net of deposit) (INR. In Crore)
KIRANDUL				
Nagar palika, Kirandul	Export Tax	1995-96 to 2023-24	Hon'ble High Court of Bilaspur	6.04
Nagar palika, Kirandul	Interest on Export Tax	1995-96 to 2022-24	Hon'ble High Court of Bilaspur	16.37
Nagar palika, Kirandul	Conservancy Tax	1997-98 to 2020-21	Hon'ble High Court of Bilaspur	1.83
Nagar palika, Kirandul	Property Tax	2013-14 to 2020-21	Hon'ble High Court of Bilaspur	204.21
Service Tax	Service tax on Railway freight refund	July 2012	Service Tax Appellate Tribunal	8.81
Service Tax	Interest on Service tax Railway freight Refund	July, 2012 to March, 2024	Service Tax Appellate Tribunal	13.93
GST Authority	Differential GST underRCM on Royalty charges (Including DMF & NMET) in respect of licensing services for right to use minerals including exploration and evaluation.	July, 2017 to December, 2018	Hon'be High Court of Bilaspur	90.02
District Collector Dantewada	Common Cause Notice (net of amount paid under protest of INR. 174 Cr)	FY 2018-19	Hon'be High Court of Bilaspur	317.47
Central Goods & Service Tax & Central Excise	GST Demand	FY 2017-18 to FY 2019-20	Appellate authority of Central Goods & Service Tax & Central Excise	151.56
Central Goods & Service Tax & Central Excise	GST Demand	FY 2017-18 to July, 21	Principal Commissioner of Central Goods & Service Tax & Central Excise	19.04
DONIMALAI				
Karnataka Forest Act 1963	Forest Development Tax (* Net of amounts paid under protest INR. 139.77 Cr)	FY 2008-09 to FY 2010-11	Hon'ble Supreme Court of India	383.46*
Central Excise, Customs and Service Tax	Service tax	FY 2012-13 to FY 2017-18	Commissioner of Central Excise (Appeals)	0.27

Name of statute	Nature of Dues	Period	Forum where Dispute isPending	Amount (net of deposit) (INR. In Crore)
Central Excise, Customs and Service Tax	Service Tax	FY 2013-14 to FY 2017-18	CESTAT	1.30
Mines & Minerals Development and Regulations Act	Interest on Royalty	FY 2009-10 to FY 2011-12	Honorable High court of Karnataka	12.25
Goods & Services Tax	Goods & Service Tax	FY 2017-18	Commissioner of Central tax (Appeal)	2.57
Goods & Services Tax	Goods & Service Tax	FY 2017-18	Commissioner of Central tax (Appeal)	0.68
Goods & Services Tax	Goods & Service Tax	FY 2017-18	Commissioner of Central tax (Appeal)	0.54
Goods & Services Tax	Goods & Service Tax	FY 2017-18	Honorable High court of Karnataka	83.58
Goods & Services Tax	Goods & Service Tax	FY 2017-18, FY 2018-19, FY 2019-20	Honorable High court of Karnataka	88.23
PANNA				
Commercial Tax	Sales & Entry tax	2014-15	DCIT, Sagar	0.048
Commercial Tax	Sales & Entry tax	2013-14	DCIT, Sagar	0.23
BACHELI				
Nagarpalika, Bachel	Export tax	March'2010 to March'2024	Hon'ble High Court of Bilaspur	1.59
Nagar Palika, Bachel	Property Tax on residential Building Area, Mining land area, Consolidated tax etc.	FY 2015-16	Hon'ble High Court, Bilaspur	26.12
Service tax	Service tax on security services	July 2012 to June 2017	CESTAT, New Delhi	2.22
Service tax	Service tax on Railway freight refund	July 2012	Service tax appellate tribunal	33.57
Service tax	Interest on service tax on Railway Freight refund	July 2012 to March 2024	Service tax appellate tribunal	50.88
Goods & Service Tax	Interest on GST for DMF and NMET	01.07.2017 to 28.02.2020	GST Authority	9.30
Goods & Service Tax	Service tax on providing rent a cab operator service for the period from October 2014 to June 2017	October, 2014 to June, 2017	Principal Commissioner of Central Goods & Service Tax & Central Excise	0.165

Name of statute	Nature of Dues	Period	Forum where Dispute isPending	Amount (net of deposit) (INR. In Crore)
Goods & Service Tax	GST under RCM against payment made towards Infrastructure cess and Environmental cess for the period from July 2017 to June 2021	July 2017 to July 2021	Principal Commissioner of Central Goods & Service Tax & Central Excise	18.24
Goods & Service Tax	Differential GST under RCM on Royalty charges (Including DMF & NMET)	July, 2017 to December, 2018	Hon'ble High Court of Bilaspur	130.96
Goods & Service Tax	GST on CAMPA fund, and other GST matters	2017 -2019	Principal Commissioner of Central Goods & Service Tax & Central Excise	5.62
Nagar palika, Bachel	Interest on Export Tax	March 2010 to March 2024	Hon'ble High Court of Bilaspur	2.02
District Collector, Dantewada	Common cause notice (* Net of amount paid under protest of INR. 426 Cr)	FY 2018-19	Hon'ble high court of Bilaspur	705.97*
RO VIZAG				
Service Tax Authority	Demand cum show cause Notice for service Tax on Screening of ore 2007-08 to 2011-12	FY 2007-08 to FY 2011-12	Customs, Excise and Service tax appellate tribunal	3.75
Service Tax Authority	Service Tax	FY 2017-18	Customs, Excise and Service tax appellate tribunal	3.54
Commissioner of Customs	Custom Duty	FY 2021-22	The case is heard by Appellate Authority and the company is in the process of filing with CESTAT Hyderabad	2.13
Directorate of Revenue Intelligence	DRI cases	FY 2012-13	Customs, Excise and Service tax appellate tribunal	2.59
Directorate of Revenue Intelligence	DRI cases	FY 2011-12	AP High Court.	4.67

- viii. In our opinion and according to the information and explanations given to us and on the basis of our examination of the records of the Company, the Company has not surrendered or disclosed as income, any transaction not recorded in the books of account, during the year in the tax assessments under the Income tax Act, 1961. Accordingly, the reporting under clause 3(viii) of the Order is not applicable.
- ix.
- a) In our opinion and according to the information and explanations given to us and on the basis of our examination of the records of the Company, the Company has not defaulted in repayment of loans or other borrowings or in the payment of interest thereon to any lender during the year.
- b) According to the information and explanations given to us and on the basis of our examination of the records of the Company, the Company has not been declared a wilful defaulter by any bank or financial institution or other lender.
- c) The Company has not taken any term loan during the year and there are no outstanding term loans at the beginning of the year and hence, reporting under Clause 3(ix)(c) of the Order is not applicable.
- d) According to the information and explanations given to us and the procedures performed by us and on an overall examination of the financial statements of the Company, funds raised on short term basis have not been utilized during the year for long term purposes.
- e) According to the information and explanations given to us and on an overall examination of the financial statements of the company, we report that the Company has not taken any funds from any entity or person on account of or to meet the obligation of its subsidiaries, associates or joint ventures as defined under the Act. Accordingly, Clause 3(ix)(e) of the Order is not applicable.
- f) According to the information and explanations given to us and procedures performed by us, we report that the Company has not raised loans during the year on the pledge of securities held in its subsidiaries, associates or joint ventures as defined under the Companies Act, 2013. Accordingly, clause 3(ix)(f) of the order is not applicable.
- x.
- a) According to the information and explanations given to us and the procedures performed by us, we report that the Company has not raised any moneys by way of initial public offer or further public offer (including debt instruments) during the year. Accordingly, Clause 3(x)(a) of the order is not applicable.
- b) According to the information and explanations given to us and on the basis of our examination of the records of the Company, the Company has not made any preferential allotment or private placement of shares or convertible debentures (fully, partially or optionally convertible) during the year. Accordingly, Clause 3(x)(b) of the order is not applicable.
- xi.
- a) According to the information and explanations given to us and on the basis of our examination of the books and records of the Company and in accordance with generally accepted audit practices, we report that no fraud by the Company or on the Company has been noticed or reported during the year.
- b) As per the information and explanations given to us and as per the verifications carried out by us, there was no reporting under sub-section (12) of section 143 of the Company Act, 2013 in Form ADT -4 as prescribed under Rule 13 of Companies (Audit and Auditors) Rules, 2014 with the Central Government.
- c) As per the information and explanations given to us, there are no whistle blower complaints received by the Company during the year. Accordingly, clause 3(xi)(c) of the order is not applicable.
- xii. The Company is not a Nidhi Company. Accordingly, Clause 3(xii)(a) to Clause 3(xii)(c) of the order is not applicable.
- xiii. In our opinion and according to the information and explanations given to us, the transactions with related parties are in compliance with section 177 and 188 of the Act, wherever applicable and the requisite details have been disclosed in the Standalone Financial Statements, as required by the applicable Indian Accounting Standards.
- xiv.
- a) In our opinion and based on our examination, the Company has an internal audit system commensurate with the size and nature of its business.
- b) We have considered the reports of Internal Auditors for the year under audit, issued to the Company during the year and till date.
- xv. In our opinion and according to the information and explanations given us, the Company has not entered into any non-cash transactions with its directors or persons or persons connected to its directors covered under section 192 of the Act. Accordingly, clause 3(xv) of the Order are not applicable.

- xvi.
 - a. In our opinion and according to the information and explanations given to us, the Company is not required to be registered under section 45-1A of the Reserve Bank of India Act, 1934. Accordingly, Clause 3(xvi)(a) of the order is not applicable.
 - b. According to the information and explanations provided to us, the Company has not conducted any Non-Banking Financial or Housing Finance activities, therefore the Company is not required to be registered under section 45-1A of the Reserve Bank of India Act, 1934. Accordingly, clause 3(xvi) (b) of the Order is not applicable.
 - c. The Company is not a Core Investment Company (CIC) as defined in the regulations made by the Reserve Bank of India. Accordingly, clause 3(xvi) (c) of the order is not applicable.
 - d. In our opinion, there is no core investment company within the Group (as defined in the Core Investment Companies (Reserve Bank) Directions, 2016. Accordingly, clause 3(xvi)(d) of the order is not applicable.
- xvii. Based on our examination of the books and records of the Company, the Company has not incurred cash losses in the current financial year and in the immediately preceding financial year. Accordingly, clause 3(xvii) of the order is not applicable.
- xviii. There has been no resignation of the statutory auditors during the year, Accordingly, Clause 3(xviii) of the order is not applicable.
- xix. According to the information and explanations given to us and on the basis of the financial ratios, ageing and expected date of realisation of financial assets and payments of financial liabilities, other information accompanying the financial statements, our knowledge of the Board of Directors and management plans and based on our examination of the evidence supporting the assumptions, nothing has come to our

attention, which causes us to believe that any material uncertainty exists as on the date of the audit report that the Company is not capable of meeting its liabilities existing at the date of balance sheet date. We however, state that this is not an assurance as to the future viability of the Company. We further state that our reporting is based on the facts up to the date of the audit report and we neither give any guarantee nor any assurance that all liabilities falling due within a period of one year from the balance sheet date will get discharged by the Company as and when they fall due.

- xx.
 - a. In our opinion and according to the information and explanations given to us, in respect of other than ongoing projects, there has been no unspent amount which are required to be transferred to a Fund specified in Schedule VII of the Act pursuant to second proviso to sub-section (5) of section 135 of the Act. Accordingly, clause 3(xx)(a) of the order is not applicable.
 - b. In our opinion and according to the information and explanations given to us, in respect of ongoing projects, the Company has transferred unspent amount to a special account within thirty days from the end of the financial year in compliance with the provisions of sub-section 6 of section 135 of the said Act.

For **VARMA & VARMA**
Chartered Accountants
FRN 004532S

Place: Hyderabad
Date: May 27, 2024

P R Prasanna Varma
Partner
M No. 025854
UDIN: 24025854BKGPYV6233

ANNEXURE B

TO THE INDEPENDENT AUDITOR'S REPORT

(Referred to in paragraph 2(h) under 'Report on Other Legal and Regulatory Requirements' section of our report to the Members of **NMDC Limited** of even date on the Standalone Financial Statements for the year ended March 31, 2024)

Report on the Internal Financial Controls with reference to Standalone Financial Statements under Clause (i) of Sub-section 3 of Section 143 of the Companies Act, 2013 ("the Act")

We have audited the internal financial controls with reference to Standalone Financial Statements of **NMDC Limited** ("the Company") as of March 31, 2024, in conjunction with our audit of the Standalone Financial Statements of the company for the year ended on that date.

Management's Responsibilities for Internal Financial Controls

The Company's Management and Board of Directors are responsible for establishing and maintaining internal financial controls based on the internal control over financial reporting criteria established by the Company considering the essential components of internal control stated in the Guidance Note on Audit of Internal Financial Controls over Financial Reporting issued by the Institute of Chartered Accountants of India ('ICAI'). These responsibilities include the design, implementation and maintenance of adequate internal financial controls that were operating effectively for ensuring the orderly and efficient conduct of its business, including adherence to the respective company's policies, the safeguarding of its assets, the prevention and detection of frauds and errors, the accuracy and completeness of the accounting records, and the timely preparation of reliable financial information, as required under the Act.

Auditors' Responsibilities for the audit of Internal Financial Controls with reference to Standalone Financial Statements

Our responsibility is to express an opinion on the internal financial controls with reference to Standalone Financial Statements of the Company based on our audit. We conducted our audit in accordance with the Guidance Note on Audit of Internal Financial Controls Over Financial Reporting (the "Guidance Note") issued by the Institute of Chartered Accountants of India and the Standards on Auditing prescribed under section 143(10) of the Act, to the extent applicable to an audit of internal financial controls. Those Standards and the Guidance Note require that we comply with ethical requirements and plan and perform the audit to obtain reasonable assurance about whether adequate internal financial controls with reference to Standalone Financial

Statements were established and maintained and if such controls operated effectively in all material respects.

Our audit involves performing procedures to obtain audit evidence about the adequacy of the internal financial controls system with reference to Standalone Financial Statements and their operating effectiveness. Our audit of internal financial controls with reference to Standalone Financial Statements included obtaining an understanding of internal financial controls with reference to Standalone Financial Statements, assessing the risk that a material weakness exists, and testing and evaluating the design and operating effectiveness of internal control based on the assessed risk. The procedures selected depend on the auditor's judgment, including the assessment of the risks of material misstatement of the Standalone Financial Statements, whether due to fraud or error.

We believe that the audit evidence we have obtained, and the audit evidence obtained by branch auditor in terms of their reports referred to in the "Other Matters" paragraph below is sufficient and appropriate to provide a basis for our audit opinion on the Company's internal financial controls with reference to Standalone Financial Statements.

Meaning of Internal Financial Controls with reference to Standalone Financial Statements

A company's internal financial control with reference to Standalone Financial Statements is a process designed to provide reasonable assurance regarding the reliability of standalone financial reporting and the preparation of Standalone Financial Statements for external purposes in accordance with generally accepted accounting principles. A company's internal financial control with reference to Standalone Financial Statements includes those policies and procedures that,

1. Pertain to the maintenance of records that, in reasonable detail, accurately and fairly reflect the transactions and dispositions of the assets of the company.
2. Provide reasonable assurance that transactions are recorded as necessary to permit preparation of financial statements in accordance with generally accepted accounting principles, and that receipts and expenditures of the company are being made only in accordance with authorizations of management and directors of the company; and

3. Provide reasonable assurance regarding prevention or timely detection of unauthorized acquisition, use, or disposition of the company's assets that could have a material effect on the financial statements.

Inherent Limitations of Internal Financial Controls with reference to Standalone Financial Statements

Because of the inherent limitations of internal financial controls with reference to Standalone Financial Statements, including the possibility of collusion or improper management override of controls, material misstatements due to error or fraud may occur and not be detected. Also, projections of any evaluation of the internal financial controls with reference to Standalone Financial Statements to future periods are subject to the risk that the internal financial control with reference to Standalone Financial Statements may become inadequate because of changes in conditions, or that the degree of compliance with the policies or procedures may deteriorate.

Opinion

In our opinion, to the best of our information and according to the explanations given to us, the Company has, in all material respects, an adequate internal financial controls system with reference to Standalone Financial Statements and such internal financial controls with reference to Standalone Financial Statements were operating effectively as at March 31, 2024, based

on the internal control over financial reporting criteria established by the Company considering the essential components of internal control stated in the "Guidance Note on Audit of Internal Financial Controls Over Financial Reporting" issued by the Institute of Chartered Accountants of India.

Other Matters

Our aforesaid report under Section 143(3)(i) of the Act on the adequacy and operating effectiveness of the Internal financial controls with reference to Standalone Financial Statements of the Company, in so far as it relates to 5 Branches, is based on the corresponding reports of the branch auditors of the Company.

Our report is not modified in respect of the above matters.

For **VARMA & VARMA**
Chartered Accountants
FRN 004532S

Place: Hyderabad
Date: May 27, 2024

P R Prasanna Varma
Partner
M No. 025854
UDIN: 24025854BKGPYV6233

ANNEXURE C

TO THE INDEPENDENT AUDITORS' REPORT

(Referred to in paragraph 3 under 'Report on Other Legal and Regulatory Requirements' section of our report to the Members of NMDC Limited of even date on the Standalone Financial Statements for the year ended March 31, 2024)

Report on the Directions of the Comptroller and Auditor General of India required under sub section 5 of Section 143 of the Companies Act, 2013 ("the Act") based on the audit carried out by us and considering the report of the 5 Branch Auditors.

Sl.no	Directions u/s 143(5) of the Companies Act, 2013	Auditor's reply on action taken on directions
1.	Whether the company has system in place to process all the accounting transactions through IT system? If yes, the implications of processing of accounting transactions outside IT system on the integrity of the accounts along with the financial implications, if any, may be stated.	<p>According to the information and explanations given to us and on the basis of our examination, all the accounting transactions are processed through IT system, except for process such as inventory valuation and costing that is carried out manually with checks and controls in place.</p> <p>Based on audit procedures performed, there are no financial implications identified in respect carrying value of inventory recognized in the books of account as at the year end. Accordingly, there are no implications on the integrity of the accounts.</p>
2.	Whether there is any restructuring of an existing loan or cases of waiver /write off of debts / loans / interest etc. made by a lender to the company due to the company's inability to repay the loan? If yes, the financial impact may be stated. Whether such cases are properly accounted for? (In case, lender is a Government company, then this direction is also applicable for statutory auditor of lender company).	<p>Based on the audit procedures carried out and as per the information and explanations given to us, there was no restructuring of existing loans or cases of waiver/write off of debts/ loans/ interest etc. made by the lender to the company due to the company's inability to repay the loan.</p> <p>As per the information and explanations furnished to us and a per the verification carried out by us, there was no restructuring of an existing loan or case of waiver/ write-off of loan given by the Company.</p>
3.	Whether funds (grants/ subsidy etc.) received /receivable for specific schemes from central/ state Government or its agencies were properly accounted for/ utilized as per its term and conditions? List the cases of deviation.	<p>According to the information, explanations given to us and examination of books of accounts, the company has not received any grants / subsidy from Central or State Government or its agencies.</p>

4. The accounting treatment of Statutory dues amounting to INR 144.62 crores paid under protest may be examined and if some discrepancy is found, the same may be commented upon suitably. [Additional Direction specific to NMDC Limited (Standalone) vide communication DGCA/A/C Desk/2023-24/3.13 dated 7th May 2024]

According to the information furnished to us, the company has paid an amount of INR 144.62 Crores under protest against the demand raised by the Government of Chattisgarh towards Forest Transit Fee, which has been disputed by the Company before Hon'ble High Court of Chattisgarh, on the ground of retrospective levy which is not valid under the law and also that transit passes were not issued. Further, in terms of the agreement with customers, the transit fee is to be borne by the customer.

In view of the above and based on a legal opinion obtained by the company, the Company did not recognize it in its accounts as an expense and the corresponding liability, but has disclosed in the Notes to the Standalone Financial Statements as a "Claim not acknowledged as debt" under Contingent Liabilities (to the extent not provided for), in accordance with the requirements of Schedule III to the Companies Act 2013 and the applicable Ind AS.

Accordingly, in our opinion, there is no discrepancy in the accounting treatment.

For **VARMA & VARMA**
Chartered Accountants
FRN 004532S

P R Prasanna Varma
Partner
M No. 025854
UDIN: 24025854BKGPYV6233

Place: Hyderabad
Date: May 27, 2024

BALANCE SHEET

AS AT 31ST MARCH 2024

INR in crore

Particulars	Note No.	Figures as at the end of current reporting year 31 st March 2024	Figures as at the end of previous reporting year 31 st March 2023 (*)	Figures as at 1st April 2022 (*)
ASSETS				
1) Non-Current Assets				
a) Property plant & equipment	2.1.1	2,456.73	2,378.56	2,381.73
b) Right-of-Use Assets	2.1.2	42.33	6.98	8.15
c) Capital work-in-progress	2.2	3,230.51	1,961.72	1,298.48
d) Other intangible assets	2.3	663.59	628.33	443.89
e) Intangible assets under development	2.4	4.14	6.49	5.00
f) Financial assets				
i) Investments	2.4.1	991.65	886.72	987.32
ii) Loans	2.4.2	724.43	705.06	682.99
iii) Other Financial Assets	2.4.3	2,609.89	2,605.11	589.75
g) Deferred tax assets (Net)	2.5	265.89	297.50	568.94
h) Other non-current assets	2.6	2,952.93	2,663.31	2,103.88
Total non-current assets		13,942.09	12,139.78	9,070.13
2) Current Assets :				
a) Inventories	2.7	2,738.92	2,660.58	2,125.21
b) Financial assets				
i) Investment	2.8.1a	-	-	-
ii) Trade receivables	2.8.1b	3,499.21	4,361.23	4,190.45
iii) Cash and cash equivalents	2.8.2	18.72	77.59	82.92
iv) Bank balances other than (iii) above	2.8.3	12,254.23	6,970.45	7,856.48
v) Other financial assets	2.8.4	335.80	542.01	593.08
c) Current tax assets (Net)	2.9	830.69	1,121.82	899.86
d) Other current assets	2.10	1,728.45	1,772.79	1,169.86
e) Assets held for disposal	2.11	0.98	0.66	0.81
Total current assets		21,407.00	17,507.13	16,918.67
Total Assets		35,349.09	29,646.91	25,988.80
EQUITY AND LIABILITIES				
Equity				
a) Equity share capital	2.12	293.07	293.07	293.07
b) Other equity	2.13	25,112.71	22,039.24	17,582.19
Total equity		25,405.78	22,332.31	17,875.26
LIABILITIES				
1) Non-Current Liabilities				
a) Financial liabilities				
i) Borrowings	2.14.1	-	-	-
ia) Lease Liability	2.14.2	1.67	4.74	5.85
ii) Other Financial liabilities	2.14.3	150.28	150.28	150.28
b) Provisions	2.14.4	1,430.75	1,255.56	1,092.00
Total non-current liabilities		1,582.70	1,410.58	1,248.13
2) Current Liabilities				
a) Financial liabilities				
i) Borrowings	2.15.1	3,356.54	2,121.19	3,028.65
ia) Lease Liability	2.15.2	0.30	1.47	1.45
ii) Trade payables	2.15.3			
a) Total Outstanding dues of Micro Enterprises and Small Enterprises		28.29	25.23	26.59
b) Total Outstanding dues of Creditors other than Micro Enterprises and Small Enterprises		344.23	400.53	637.86
iii) Other financial liabilities	2.15.4	1,119.10	896.53	521.42
b) Other current liabilities	2.16	3,024.18	2,335.84	2,635.05
c) Provisions	2.17.1	254.41	123.23	14.39
d) Current Tax Liabilities (Net)	2.17.2	233.56	-	-
Total current liabilities		8,360.61	5,904.02	6,865.41
Total liabilities		9,943.31	7,314.60	8,113.54
Total equity and liabilities		35,349.09	29,646.91	25,988.80
(*) - Restated as per Note No. 2.34.13				

Material Accounting Policy information and notes to Financial Statements : 1.2 & 2

For and on behalf of the Board

As per separate report of even dated attached
For M/s Varma & Varma,
 Chartered Accountants
 Firm Regn No: 004532S

(DILIP KUMAR MOHANTY)
 Director (Production)
 DIN: 09296720

(AMITAVA MUKHERJEE)
 Chairman-Cum-Managing Director (Additional Charge),
 Director (Finance)
 DIN: 08265207

(P R PRASANNA VARMA)
 Partner
 Membership No: 025854

(AS PARDHA SARADHI)
 ED & Company Secretary

Place: Hyderabad
 Dated: 27th May 2024

STATEMENT OF PROFIT AND LOSS

FOR YEAR ENDED 31ST MARCH 2024

INR in crore

Particulars	Note No	Figures for the current reporting year 31 st March 2024	Figures for the previous reporting year 31 st March 2023
I. Revenue from operations	2.18	21,293.81	17,666.88
II. Other Income	2.19	1,355.54	747.85
III. Total Income (I+II)		22,649.35	18,414.73
IV. Expenses :			
Consumption of raw materials	2.20	20.97	70.59
Consumption of stores & spares (Refer Note - 2.30)		588.34	556.34
Changes in inventories of finished goods/ work in progress	2.21	(66.08)	(496.33)
Employee benefit expense	2.22	1,619.44	1,526.50
Power and electricity	2.23	168.08	144.07
Repairs & maintenance	2.24	246.15	209.93
Royalty & other levies (Refer Note - 2.34.14)		9,214.13	7,725.04
Selling expenses	2.25	329.52	263.00
Finance cost	2.26	78.24	75.23
Depreciation and amortization expense	2.1 & 2.3	337.05	335.41
Other expenses	2.27	1,818.06	1,604.70
Total expenses		14,353.90	12,014.48
V. Profit before exceptional items and tax (III-IV)		8,295.45	6,400.25
VI. Exceptional items Income / (Expenditure)	2.28	(282.15)	1,237.27
VII. Profit before tax (V+VI)		8,013.30	7,637.52
VIII. Tax expense :			
(1) Current year	2.29	2,117.62	1,664.65
(2) Earlier years (net) (Refer Note - 2.34.1)		231.18	172.13
(3) Deferred tax	2.29	31.62	271.43
		2,380.42	2,108.21
IX. Profit for the year from continuing operations (VII-VIII)		5,632.88	5,529.31
X. Profit / (Loss) from discontinued operations		(1.32)	(0.91)
XI. Tax expense of discontinued operations		(0.33)	(0.23)
XII Net Profit/(loss) from discontinued operations (X-XI)		(0.99)	(0.68)
XIII Profit for the year (IX + XII)		5,631.89	5,528.63
Other Comprehensive Income			
(i) Item that will not be reclassified to profit or loss (Re-measurements of post-employment benefit obligations)		(50.91)	39.65
(ii) Income tax relating to these items		12.81	(9.98)
XIV Other Comprehensive income net of tax		(38.10)	29.67
Total Comprehensive income for the year (XIII + XIV)		5,593.79	5,558.30
(Comprising Profit (Loss) and Other Comprehensive Income for the year)			
Earnings per equity share (for continuing operation)			
i) Basic	2.32.6	19.22	18.86
ii) Diluted	2.32.6	19.22	18.86
Earnings per equity share (for discontinued operation)			
i) Basic	2.32.6	(0.00)	(0.00)
ii) Diluted	2.32.6	(0.00)	(0.00)
Earnings per equity share (for discontinued & continuing operation)			
i) Basic	2.32.6	19.22	18.86
ii) Diluted	2.32.6	19.22	18.86

For and on behalf of the Board

As per separate report of even dated attached
For M/s Varma & Varma,
Chartered Accountants
Firm Regn No: 004532S

(DILIP KUMAR MOHANTY)
Director (Production)
DIN: 09296720

(AMITAVA MUKHERJEE)
Chairman-Cum-Managing Director (Additional Charge),
Director (Finance)
DIN: 08265207

(P R PRASANNA VARMA)
Partner
Membership No: 025854

(AS PARDHA SARADHI)
ED & Company Secretary

Place: Hyderabad
Dated: 27th May 2024

STATEMENT OF CHANGES IN EQUITY

FOR THE YEAR ENDED 31ST MARCH 2024

a) Equity Share Capital

INR in crores

Particulars	Note No.	Amount
Balance as at 1 st April 2022	2.12	293.07
Changes in Equity share capital		
Balance as at 31st March 2023	2.12	293.07
Changes in Equity share capital		-
Balance as at 31st March 2024		293.07

b) 2.13 Other Equity

Particulars	General Reserve	Retained earnings	Capital Redemption Reserve	Other Comprehensive Income	Total
Balance as at 1st April 2022	15,617.90	2,025.51	103.40	(164.62)	17,582.19
Profit for the year		5,528.63			5,528.63
Other Comprehensive Income net of tax				29.67	29.67
Demerger Expenses pursuant to scheme of arrangement		(2.27)			(2.27)
Interim dividend (2022-23)		(1,098.98)			(1,098.98)
Transfer to General Reserve	4,400.00	(4,400.00)			-
Total	4,400.00	27.38	-	29.67	4,457.05
Balance as at 31st March 2023	20,017.90	2,052.89	103.40	(134.95)	22,039.24
Balance as at 1st April 2023	20,017.90	2,052.89	103.40	(134.95)	22,039.24
Profit for the year		5,631.91			5,631.91
Other Comprehensive Income net of tax				(38.10)	(38.10)
Interim Dividend (FY 2023-24)		(1,685.11)			(1,685.11)
Final Dividend (FY-2022-23)		(835.23)			(835.23)
Transfer to General Reserve	3,000.00	(3,000.00)			-
Total	3,000.00	111.57	-	(38.10)	3,073.47
Balance as at 31st Mar 2024	23,017.90	2,164.46	103.40	(173.05)	25,112.71

For and on behalf of the Board

As per separate report of even dated attached
For M/s Varma & Varma,
 Chartered Accountants
 Firm Regn No: 004532S

(DILIP KUMAR MOHANTY)
 Director (Production)
 DIN: 09296720

(AMITAVA MUKHERJEE)
 Chairman-Cum-Managing Director (Additional Charge),
 Director (Finance)
 DIN: 08265207

(P R PRASANNA VARMA)
 Partner
 Membership No: 025854

(AS PARDHA SARADHI)
 ED & Company Secretary

Place: Hyderabad
 Dated: 27th May 2024

CASH FLOW STATEMENT

FOR YEAR ENDED 31ST MARCH 2024

INR in crore

Particulars	Figures as at the end of current reporting year 31 st March 2024	Figures as at the end of previous reporting year 31 st March 2023
CASH FLOW FROM OPERATING ACTIVITIES		
Profit/(Loss) before income tax from		
Continued Operations	8,013.30	7,637.52
Discontinued Operations	(1.32)	(0.91)
Profit before income tax including discontinued operations	8,011.98	7,636.61
Adjustments for non cash/non operational expenses:		
Depreciation & amortisation expense	345.81	335.41
Reversal of impairment loss	(8.76)	-
(Profit) / Loss on disposal of property, plant & equipment	0.72	(0.09)
Profit on Sale of Mutual Funds	(0.22)	(4.90)
Provision for bad & doubtful advances	3.61	13.02
Interest Income classified as cash flow from investing activities	(1,031.73)	(543.63)
Finance Costs	78.24	75.23
Operating Profits before working capital changes	7,399.65	7,511.65
Adjustments for working capital changes:		
(Increase)/Decrease in trade receivables	858.41	(183.80)
(Increase)/Decrease in inventories	(78.34)	(535.37)
(Increase)/Decrease in other financial assets	260.38	37.61
(Increase)/Decrease loans to employees and related parties	(20.14)	(2,038.60)
(Increase)/Decrease in other non current assets	(188.18)	(425.64)
(Increase)/Decrease in other current assets	44.34	(602.93)
(Increase)/Decrease in assets held for disposal	(0.32)	0.15
Increase/(Decrease) in trade payables	(53.24)	(238.69)
Increase/(Decrease) in provisions	201.07	273.31
Increase/(Decrease) employee benefit obligations	(23.21)	28.52
Increase/(Decrease) in other financial liabilities	174.45	283.37
Increase/(Decrease) in other current liabilities	688.34	(299.21)
Cash generated from operations	9,263.21	3,810.37
Income Taxes paid	(1,823.78)	(2,058.51)
Net Cash Flow from operating activities	7,439.43	1,751.86

CASH FLOW STATEMENT (CONTT...)

FOR YEAR ENDED 31ST MARCH 2024

INR in crore

Particulars	Figures as at the end of current reporting year 31 st March 2024	Figures as at the end of previous reporting year 31 st March 2023
CASH FLOW FROM INVESTING ACTIVITIES		
Acquisition of tangible and intangible assets and towards capital work in progress (net of sale proceeds)	(1,833.81)	(1,250.86)
investments (in Subsidiaries)	(104.93)	100.61
Investment in Mutual Funds (Net)	0.22	4.90
Interest received	973.56	558.26
Investment in term deposits with more than three months	(5,231.82)	897.43
Net Cash Flow from investing activities	(6,196.78)	310.34
CASH FLOW FROM FINANCING ACTIVITIES		
Demerger expenditure pursuant to the Scheme of Demerger	-	(2.27)
(Repayment)/Proceeds from borrowings (Current)	1,235.35	(907.46)
Lease Liability	(4.24)	(1.09)
Deposits (paid) / Encashed towards LCs and BGs (towards non fund based facilities)	66.24	17.55
Interest paid	(77.97)	(74.99)
Dividends paid (including tax thereon and net off balances for unpaid dividends)	(2,520.90)	(1,099.27)
Net Cash Flow from financing activities	(1,301.52)	(2,067.53)
Net increase (decrease) in cash and cash equivalent	(58.87)	(5.33)
Cash & Cash equivalents at the beginning of the year	77.59	82.92
Cash & Cash equivalents at the end of the year	18.72	77.59
Details of the Cash and Cash Equivalents(Note No. 2.8.2)		
Cash in hand	-	-
On Current Accounts	18.72	77.59
On Deposit Accounts (Original Maturity less than 3 months)	-	-
Total Cash & Cash equivalents at the end of the year	18.72	77.59
Restricted Cash Balance	-	-

For and on behalf of the Board

As per separate report of even dated attached
For M/s Varma & Varma,
 Chartered Accountants
 Firm Regn No: 004532S

(DILIP KUMAR MOHANTY)
 Director (Production)
 DIN: 09296720

(AMITAVA MUKHERJEE)
 Chairman-Cum-Managing Director (Additional Charge),
 Director (Finance)
 DIN: 08265207

(P R PRASANNA VARMA)
 Partner
 Membership No: 025854

(AS PARDHA SARADHI)
 ED & Company Secretary

Place: Hyderabad
 Dated: 27th May 2024

NOTES

TO THE FINANCIAL STATEMENTS

Note: 1 Company Information and Material Accounting Policy Information:

1.1 Company Information:

NMDC Limited (the company) is a Navaratna Public Sector Enterprise under the Ministry of Steel, Government of India and single largest producer of iron ore in India. It owns and operates highly mechanized iron ore mines in the state of Chhattisgarh and Karnataka and has its registered office at Hyderabad, Telangana. It also operates the only mechanized diamond mine in India at Panna, Madhya Pradesh. NMDC has its own R&D Centre at Hyderabad which is recognized as a Centre of Excellence by UNIDO.

The Company is producing about over 40 MTPA of iron ore from its major iron ore producing units i.e. from Bailadila Sector in Chhattisgarh and Donimalai in Bellary-Hospet region in Karnataka. NMDC envisages to have an iron ore production capacity of 100 MNT by FY2030. The shares of the company are listed and traded on the National Stock Exchange of India Limited (NSE), The Calcutta Stock Exchange Ltd and Bombay Stock Exchange India Limited (BSE).

The Standalone financial statements for the year ended 31st March 2024, were approved for issue by the Board of directors of the company on 27th May 2024 and Shri. Amitava Mukherji, Chairman cum Managing Director (Additional charge) / Director (Finance) is hereby authorized to amend the Financial Statements for the changes, if any, arising out of C&AG Audit.

1.2 Basis of preparation and Material Accounting Policy information:

1.2.1 Basis of preparation

(a) Statement of compliance

The standalone financial statements have been prepared in accordance with Indian Accounting Standards ("Ind AS") notified under the Companies (Indian Accounting Standards) Rules, 2015, as amended and other relevant provisions of the Act.

(b) Basis of measurement

The standalone financial statements have been prepared on a historical cost convention and on an accrual basis, except for the following material items that have been measured at fair value as required by relevant Ind AS:

- i) Certain financial assets and liabilities measured at fair value (refer accounting policy on financial instruments);

- ii) Defined benefit and other long-term employee benefits.

(c) Functional and presentation currency

The standalone financial statements are presented in Indian rupees, which is the functional currency of the Company and the currency of the primary economic environment in which the entity operates. All financial information presented in Indian rupees has been rounded to the nearest crore except share and per share data.

(d) Use of estimates and judgement

The preparation of standalone financial statements in conformity with Ind AS requires management to make judgments, estimates and assumptions that affect the application of accounting policies and the reported amounts of assets, liabilities, income and expenses. Actual results may differ from these estimates. Estimates and underlying assumptions are reviewed on a periodic basis. Revisions to accounting estimates are recognized in the period in which the estimates are revised [and in any future periods affected].

1.2.2 Material Accounting Policy information:

i. Foreign currency transactions and balances

Transactions in foreign currency are translated into the respective functional currencies using the exchange rates prevailing at the dates of the respective transactions. Foreign exchange gains and losses resulting from the settlement of such transactions and from the translation at the exchange rates prevailing at reporting date of monetary assets and liabilities denominated in foreign currencies are recognized in the statement of profit and loss and reported within foreign exchange gains/ (losses).

Non-monetary assets and liabilities denominated in a foreign currency and measured at historical cost are translated at the exchange rate prevalent at the date of transaction.

ii. Investment in Subsidiaries, Joint Venture and Associates

Investment in Subsidiaries, Joint Ventures and Associates are measured at cost. Dividend income is recognised when its right to receive the dividend is established".

iii. Financial instruments

All financial instruments are recognized initially at fair value. Transaction costs that are attributable to the acquisition of the financial asset (other

Notes to SFS - contd.

than financial assets recorded at fair value through profit or loss) are included in the fair value of the financial assets. Purchase or sales of financial assets that require delivery of assets within a time frame established by regulation or convention in the market place (regular way trade) are recognized on trade date. While, loans and borrowings and payable are recognized net of directly attributable transactions costs.

For the purpose of subsequent measurement, financial instruments of the Company are classified in the following categories: non-derivative financial assets comprising amortized cost; non derivative financial liabilities at amortized cost.

The classification of financial instruments depends on the objective of the business model for which it is held. Management determines the classification of its financial instruments at initial recognition.

Financial instrument is derecognized only when the company has transferred its right to receive/ extinguish its obligation to pay cash flow from such financial instruments.

a) Non-derivative financial assets

Financial assets at amortized cost

A financial asset shall be measured at amortized cost if both of the following conditions are met:

- the financial asset is held within a business model whose objective is to hold financial assets in order to collect contractual cash flows and
- the contractual terms of the financial asset give rise on specified dates to cash flows that are solely payments of principal and interest on the principal amount outstanding

They are presented as current assets, except for those maturing later than 12 months after the reporting date which are presented as non-current assets. Financial assets are measured initially at fair value plus transaction costs and subsequently carried at amortized cost using the effective interest method, less any impairment loss.

Amortized cost is represented by security deposits, cash and cash equivalents, employee and other advances and eligible current and non-current assets.

Cash and cash equivalents comprise cash on hand, in banks and short term demand deposits with banks with original maturity period of three months or less which can be withdrawn at any time without prior notice or penalty on the principal.

For the purposes of the cash flow statement, cash and cash equivalents include cash on hand, in banks and demand deposits with banks, net of

outstanding bank overdrafts that are repayable on demand and are considered part of the Company's cash management system.

b) Non-derivative financial liabilities

Financial liabilities at amortized cost

Financial liabilities at amortized cost represented by trade and other payables are initially recognized at fair value, and subsequently carried at amortized cost using the effective interest method.

iv. Property, Plant and Equipment

a) Recognition and measurement:

Normally Property, Plant and Equipment are measured at cost less accumulated depreciation and impairment losses, if any. Cost includes expenditures directly attributable to the acquisition of the asset. The Company has elected to apply the optional exemption to use the previous GAAP value as deemed cost at 1 April 2015, the date of transition.

Spare parts, stand by equipment and service equipment meeting the definition of PPE and having value of more than ₹ 20 lakh in each case, are capitalized as and when available for use.

Depreciation:

Normally the Company depreciates property, plant and equipment over the estimated useful life of the assets as prescribed in Schedule II of the Companies Act 2013 on a straight-line basis. Depreciation is charged on pro-rata basis on additions / disposals of assets during the year. Wherever the useful life is determined by technical assessment for certain assets, such assets are depreciated as per their assessed life. Assets acquired under finance lease and leasehold improvements are amortized over the lower of estimated useful life and related term. Depreciation methods, useful lives and residual values are reviewed at each reporting date.

When parts of an item of property, plant and equipment have different useful lives, they are accounted for as separate items (major components) of property, plant and equipment. Subsequent expenditure relating to property, plant and equipment is capitalized only when it is probable that future economic benefits associated with these will flow to the Company and the cost of the item can be measured reliably. Repairs and maintenance costs are recognized in the statement of profit and loss when incurred. The cost and related accumulated depreciation are eliminated from the standalone financial statements upon sale or disposition of the asset and the resultant gains or losses are recognized in the statement of profit and loss.

Notes to SFS - contd.

Fixed Assets costing ₹ 5,000 or less are fully depreciated in the year of purchase.

b) Capital Work-in-Progress:

Assets in the course of construction are included under capital work in progress and are carried at cost less any recognized impairment loss. Such capital work in progress, on completion, is transferred to the appropriate category of property, plant and equipment.

Expenses for assessment of new potential projects incurred till investment decisions are charged to revenue. Expenditure incurred for projects after investment decisions are accounted for under capital work in progress and capitalized subsequently.

Any costs directly attributable to acquisition/ construction of property, plant and equipment till it is brought to the location and condition necessary for it to be capable of operating in the manner as intended by the management form part of capital work-in-progress.

c) Treatment of expenditure incurred on Assets not owned by the Company

Expenditure incurred on any facility, the ownership of which is not vested with the company, but the incurrence of which is essential in bringing an asset/projects of NMDC to the location and condition necessary to be capable of operating in the manner intended by the management, shall be capitalized as a part of the overall cost of the said asset/project. Else the same shall be charged to revenue.

v. Intangible assets

Intangible assets are stated at cost less accumulated amortization and impairment. Intangible assets are amortized over their respective estimated useful lives on a straight-line basis, from the date that they are available for use. The estimated useful life of an identifiable intangible asset is based on a number of factors including the effects of obsolescence, demand, competition and other economic factors (such as the stability of the industry and known technological advances) and the level of maintenance expenditures required to obtain the expected future cash flows from the asset.

Mining rights are accounted as Intangible assets and amortised over the period of life of the mining lease.

vi. Inventory

- a) Raw materials, Stores and spares (including loose tools and implements), work in process and finished products are valued at lower of cost and net realizable value of the respective units.

- b) The basis of determining the cost is

Raw materials	Weighted average cost
Stores and spares	Weighted average cost
Stores in Transit	At cost
Work in process and finished goods	Material cost plus appropriate share of labour, related overheads and levies.

- c) In case of identified Obsolete/Surplus/Non-moving items necessary provision is made and charged to revenue.
- d) Stationery, Medical, Canteen, School Stores, Cotton Waste, Hospital Stores and Lab stores (excluding for R & D Lab) charged off to Revenue on procurement.
- e) No credit is taken in respect of stock of run of mine ore, embedded ore, Iron ore slimes.

vii. Impairment

a) Financial assets

In accordance with Ind AS 109, the Company applies expected credit loss (ECL) model for measurement and recognition of impairment loss.

The Company follows 'simplified approach' for recognition of impairment loss allowance on trade receivables.

The application of simplified approach does not require the Company to track changes in credit risk. Rather, it recognises impairment loss allowance based on lifetime ECLs at each reporting date, right from its initial recognition

For recognition of impairment loss on other financial assets and risk exposure, the Company determines that whether there has been a significant increase in the credit risk since initial recognition. If credit risk has not increased significantly, 12-month ECL is used to provide for impairment loss. However, if credit risk has increased significantly, lifetime ECL is used. If in subsequent period, credit quality of the instrument improves such that there is no longer a significant increase in credit risk since initial recognition, then the entity reverts to recognising impairment loss allowance based on 12 month ECL

Lifetime ECLs are the expected credit losses resulting from all possible default events over the expected life of a financial instrument. The 12 month ECL is a portion of the lifetime ECL which results from default events that are possible within 12 months after the reporting date

ECL is the difference between all contractual cash flows that are due to the Company in accordance with the contract and all the cash flows that

Notes to SFS - contd.

the entity expects to receive (i.e. all shortfalls), discounted at the original EIR. When estimating the cash flows, an entity is required to consider:

- i) All contractual terms of the financial instrument (including prepayment, extension etc.) over the expected life of the financial instrument. However, in rare cases when the expected life of the financial instrument cannot be estimated reliably, then the entity is required to use the remaining contractual term of the financial instrument.
- ii) Cash flows from the sale of collateral held or other credit enhancements that are integral to the contractual terms.

ECL impairment loss allowance (or reversal) recognised during the period is recognised as income/expense in the statement of profit and loss. The balance sheet presentation for various financial instruments is described below:

Financial assets measured at amortised cost, contractual revenue receivable: ECL is presented as an allowance, i.e. as an integral part of the measurement of those assets in the balance sheet. The allowance reduces the net carrying amount. Until the asset meets write off criteria, the Company does not reduce impairment allowance from the gross carrying amount.

b) Non-financial assets

The Company assesses at each reporting date whether there is any objective evidence that a non financial asset or a group of non financial assets is impaired. If any such indication exists, the Company estimates the amount of impairment loss.

An impairment loss is calculated as the difference between an asset's carrying amount and recoverable amount. Losses are recognised in profit or loss and reflected in an allowance account. When the Company considers that there are no realistic prospects of recovery of the asset, the relevant amounts are written off. If the amount of impairment loss subsequently decreases and the decrease can be related objectively to an event occurring after the impairment was recognised, then the previously recognised impairment loss is reversed through profit or loss.

The recoverable amount of an asset or cash-generating unit (as defined below) is the greater of its value in use and its fair value less costs to sell. In assessing value in use, the estimated future cash flows are discounted to their present value using a pre-tax discount rate that reflects current market assessments of the time value of money and the risks specific to the asset. For the purpose of impairment testing, assets are grouped together into the smallest group of assets that generates cash inflows from continuing use that are largely

independent of the cash inflows of other assets or groups of assets (the "cash-generating unit").

viii. Employee benefits

a) Payments under Employees' Family Benefit Scheme

Under the NMDC Employees' family benefit scheme, monthly payments are made till the normal date of retirement to the family members of those employees who are discharged from service due to medical reasons or death, on deposit of the amount envisaged in the scheme, and liability for the payments are accounted for on the basis of actuarial valuation and the amount is administered by a separate Trust.

b) Gratuity & Provident fund

Gratuity payable to eligible employees is administered by a separate Trust. Payments to the trust towards contributions and other demands are made on the basis of actuarial valuation.

The company's contribution to the provident fund is remitted to a separate trust based on a fixed percentage of the eligible employees' salary. Further, the company makes good the shortfall, if any, between the return from investments of trust and the notified rate of interest on actuarial valuation basis.

c) Pension Fund

Defined contributions to NMDC Employees' Contributory Pension Scheme are made on accrual basis at a rate as approved from time to time to a fund which is administered by a separate Trust.

d) Accrued Leave Salary

Liability towards Accrued Leave Salary, as at the end of the year is recognized on the basis of actuarial valuation and the amount is administered by a separate trust.

e) Other Benefits

Liability towards Long Service Award, Settlement Allowance and Post Retirement Medical Facilities to employees as at the end of the year is recognized on the basis of actuarial valuation. Such amounts towards Settlement Allowance and Post Retirement Medical Benefits are administered by a separate trust.

Actuarial gains or losses are recognized in other comprehensive income. Further, the profit or loss does not include an expected return on plan assets. Instead, net interest recognized in profit or loss is calculated by applying the discount rate used to measure the defined benefit obligation to the net defined benefit liability or asset. The actual return on the plan assets above or below the discount rate is recognized as part of re-

Notes to SFS - contd.

measurement of net defined liability or asset through other comprehensive income.

Re-measurements comprising actuarial gains or losses and return on plan assets (excluding amounts included in net interest on the net defined benefit liability) are not reclassified to profit or loss in subsequent periods.

ix. Provisions & Contingent Liability:

All the provisions are recognized as per Ind AS 37. Provisions **(including mine closure)** are recognized when the Company has a present obligation (legal or constructive) as a result of a past event, it is probable that an outflow of economic benefits will be required to settle the obligation and a reliable estimate can be made of the amount of the obligation.

The amount recognized as a provision is the best estimate of the consideration required to settle the present obligation at the end of the reporting period, taking into account the risks and uncertainties surrounding the obligation.

When some or all of the economic benefits required to settle a provision are expected to be recovered from a third party, the receivable is recognized as an asset, if it is virtually certain that reimbursement will be received and the amount of the receivable can be measured reliably.

Provisions for onerous contracts are recognized when the expected benefits to be derived by the Company from a contract are lower than the unavoidable costs of meeting the future obligations under the contract. Provisions for onerous contracts are measured at the present value of lower of the expected net cost of fulfilling the contract and the expected cost of terminating the contract.

Contingent liabilities are possible obligations that arises from past events, the existence of which would be confirmed only by the occurrence or non-occurrence of one or more uncertain future events not wholly within the control of the company or a present obligation for which payment is not probable or the amount cannot be measured reliably. These are disclosed in the financial statements unless the possibility of any outflow in settlement is remote.

x. Revenue recognition

Revenue from contracts with customers is recognized when control of the goods or services is transferred to the customer at an amount that reflects the consideration to which the Company expects to be entitled in exchange for those goods or services.

If the consideration in a contract includes a variable amount, the Company estimates the amount of consideration to which it will be entitled in exchange for transferring the goods to the customer. The variable consideration is estimated at contract inception and constrained until it is highly probable that a significant revenue reversal in the amount of cumulative revenue recognised will not occur when the associated uncertainty with the variable consideration is subsequently resolved.

All revenue from sale of goods is recognised at a point in time. Revenue from wind power and services is recognised over time.

The timing of transfer of control in case of sale of goods varies depending upon individual transfer terms of the contract.

Export sales: In Export sales control passes to the customer on the date of Bill of Lading.

Domestic sales: Control passes to the customer on the date of delivery which is generally the forwarding note (rail dispatches)/ lorry receipt/ delivery challan. However, in case of spot auction under electronic mode, control passes to the customer on conclusion of the auction and receipt of money.

Obsolete stores & scrap: Control passes to the customer on the date of realisation.

Contract asset:

A contract asset is the right to consideration in exchange for goods or services transferred to the customer. If the Company performs by transferring goods or services to a customer before the customer pays consideration or before payment is due, a contract asset is recognised for the earned consideration that is conditional.

Trade receivables

A receivable represents the Company's right to an amount of consideration that is unconditional (i.e., only the passage of time is required before payment of the consideration is due).

Contract liability

A contract liability is the obligation to transfer goods or services to a customer for which the Company has received consideration (or an amount of consideration is due) from the customer. If a customer pays consideration before the Company transfers goods or services to the customer, a contract liability is recognised when the payment is made or the payment is due (whichever is earlier). Contract liabilities are recognised as revenue when the Company performs under the contract.

Notes to SFS - contd.

xi. Finance income and expense

Finance income consists of interest income on funds invested, dividend income and gains on the disposal of Fair value through profit and loss account financial assets. Interest income is recognized as it accrues in the statement of profit and loss, using the effective interest method.

Dividend income is recognized in the statement of profit and loss on the date the Company's right to receive payment is established.

Finance expenses consist of interest expense on loans and borrowings. Borrowing costs are recognized in the statement of profit and loss using the effective interest method.

Foreign currency gains and losses are reported on a net basis. This includes changes in the fair value of foreign exchange derivative instruments, which are accounted at fair value through profit or loss.

xii. Income tax

Tax comprises current and deferred tax. Income tax expense is recognized in the statement of profit and loss except to the extent it relates to items directly recognized in equity or in other comprehensive income.

a) Current income tax

Current income tax for the current and prior periods are measured at the amount expected to be recovered from or paid to the taxation authorities based on the taxable income for the period. The tax rates and tax laws used to compute the current tax amount are those that are enacted or substantively enacted by the reporting date and applicable for the period. The Company offsets current tax assets and current tax liabilities, where it has a legally enforceable right to set off the recognized amounts and where it intends either to settle on a net basis or to realize the asset and liability simultaneously.

b) Deferred income tax

Deferred income tax is recognized using the balance sheet approach. Deferred income tax assets and liabilities are recognized for deductible and taxable temporary differences arising between the tax base of assets and liabilities and their carrying amount in financial statements, except when the deferred income tax arises from the initial recognition of goodwill or an asset or liability in a transaction that is not a business combination and affects neither accounting nor taxable profits or loss at the time of the transaction. Deferred income tax asset are recognized to the extent that it is probable that taxable profit will be available against which the deductible temporary differences, and the carry forward of unused tax credits and unused tax losses can be utilized.

Deferred income tax liabilities are recognized for all taxable temporary differences. The carrying amount of deferred income tax assets is reviewed at each reporting date and reduced to the extent that it is no longer probable that sufficient taxable profit will be available to allow all or part of the deferred income tax asset to be utilized. Deferred income tax assets and liabilities are measured at the tax rates that are expected to apply in the period when the asset is realized or the liability is settled, based on tax rates (and tax laws) that have been enacted or substantively enacted at the reporting date.

xiii. Earnings per share (EPS)

Basic earnings per share is computed using the weighted average number of equity shares outstanding during the year.

Diluted EPS is computed by dividing the net profit after tax by the weighted average number of equity shares considered for deriving basic EPS and also weighted average number of equity shares that could have been issued upon conversion of all dilutive potential equity shares. Dilutive potential equity shares are deemed converted as of the beginning of the year, unless issued at a later date. Dilutive potential equity shares are determined independently for each year presented. The number of equity shares and potentially dilutive equity shares are adjusted for bonus shares, as appropriate.

xiv. Borrowing costs

Borrowings costs directly attributable to acquisition or construction of an asset that necessarily takes a substantial period of time to get ready for its intended use or sale are capitalised as part of the cost of the asset. All other borrowing costs are expensed in the period in which it occur. Borrowing costs consists of interest and other costs that an entity incurs in connection with the borrowing of funds.

xv. Government Grants

Grants from the government are recognised when there is reasonable assurance that:(i) the Company will comply with the conditions attached to them; and (ii) the grant will be received. Government grants related to revenue are recognised on a systematic basis in the statement of profit and loss over the periods necessary to match them with the related costs which they are intended to compensate. Such grants are deducted in reporting the related expense. When the grant relates to an asset, it is recognized as income over the expected useful life of the asset. Where the Company receives non-monetary grants, the asset is accounted for on the basis of its acquisition cost. In case a non-monetary asset is given free

Notes to SFS - contd.

of cost it is recognised at a fair value. When loan or similar assistance are provided by government or related institutions, with an interest rate below the current applicable market rate, the effect of this favorable interest is recognized as government grant. The loan or assistance is initially recognized and measured at fair value and the government grant is measured as the difference between the initial carrying value of the loan and the proceeds received.

Grant related to income are presented as part of profit or loss, as a deduction to the related expenses.

xvi. Lease

- a. Lease liability is initially recognised and measured at an amount equal to the present value of minimum lease payments during the lease term that are not yet paid.
- b. Right of use asset is recognised and measured at cost, consisting of initial measurement of lease liability plus any lease payments made to the lessor at or before the commencement date less any lease incentives received, initial estimate of the restoration costs and any initial direct costs incurred by the lessee.
- c. The lease liability is measured in subsequent periods using the effective interest rate method. The right-of-use asset is depreciated over the lease term.
- d. Low Value leases up to ₹ 20 lakhs p.a. per lease and Short term leases of 12 months or less are fully charged to expense.

xvii. Exploration and Evaluation

Exploration and evaluation expenditure comprise costs that are directly attributable to:

- researching and analysing existing exploration data;
- conducting geological studies, exploratory drilling and sampling;
- examining and testing extraction and treatment methods; and/or
- compiling pre-feasibility and feasibility studies.

Exploration expenditure relates to the initial search for deposits with economic potential. Evaluation expenditure relates to a detailed assessment of deposits or other projects that have been identified as having economic potential.

All evaluation and exploration expenses till high degree of confidence is achieved are expensed.

Evaluation expenditure are capitalised as Intangible assets when there is a high degree of confidence that the Company will determine that a project is commercially viable, that is the project will provide a satisfactory return relative to its perceived risks, and therefore it is considered probable that future economic benefits will flow to the Company.

The carrying values of capitalized evaluation expenditure are reviewed for impairment every year by management.

xviii. Stripping cost

Development stripping cost:

Overburden and other mine waste material removed during the initial development of a mine in order to access mineral deposit are capitalized as Intangible Asset. Amortization of the same is done based on the life estimated by the management.

Production stripping cost:

During the Production phase, the stripping activity cost is charged to revenue to the extent the benefit from the stripping activity is realized in the form of inventory produced.

To the extent the benefit is improved access to ore, the entity shall recognise these costs as a non-current asset ie Stripping Activity Asset, if and only if all the following conditions are met:

- a) It is probable that the future economic benefits associated with the stripping activity will be realized
- b) The component of the ore body for which access has been improved can be identified and
- c) The costs relating to the stripping activity associated with the improved access can be reliably measured.

To the extent the current period stripping ratio exceeds the planned stripping ratio as per mine plan, shall be considered as "Stripping Activity Asset"

The "Stripping Activity Asset" is subsequently depreciated on a unit of production basis over the life of the identified component of the ore body that become more accessible as a result of the stripping activity and is then stated at cost less accumulated depreciation and impairment loss, if any.

xix. Prepaid Expenses

Expenses are accounted under prepaid expenses only when the amount relating to the unexpired period exceeds rupees Two crore in each case.

Notes to SFS - contd.

xx. Restatement of earliest prior period financials on material error/omissions

The value of error and omissions is construed to be material for restating the opening balances of assets and liabilities and equity for the earliest prior period presented if the amount in each case of earlier period income/ expenses exceeds 1.00% of the previous year turnover of the company.

For and on behalf of the Board

Subject to our Report of even date:

(DILIP KUMAR MOHANTY)

Director Production
DIN : 09296720

(AMITAVA MUKHERJEE)

Chairman-Cum-Managing
Director (Additional Charge),
Director (Finance)
DIN: 08265207

(CA P R PRASANNA VARMA)

Partner
Membership No: 025854

(A S PARDHA SARADHI)

Company Secretary

Place : Hyderabad
Date : 27th May 2024

Notes to SFS - contd.

(INR in Crore)

Note - 2.1.1 : PROPERTY, PLANT & EQUIPMENT

ASSETS	GROSS BLOCK				DEPRECIATION BLOCK						NET BLOCK				
	AS AT 1 st April 2023	ADDI- TIONS DURING THE YEAR	DED / ADJ DURING THE YEAR	TRANS- FER TO / FROM	INTER- NAL TRANS- FER	AS AT 31 st March 2024	UP TO 1 st April 2023	FOR THE YEAR	Asset Impair- ment / (Rever- sal of Impair- ment)	DEDUC- TIONS / AD- JUST- MENTS	TRANS- FER TO / FROM	INTER- NAL TRANS- FER	UP TO 31 st March 2024	AS AT 31 st March 2024	AS AT 31 st March 2023
A. GENERAL:															
Land:															
Free hold	196.72	-	-	-	-	196.72	-	-	-	-	-	-	-	196.72	196.72
Lease hold	15.56	-	(0.82)	-	0.85	15.59	14.34	0.14	-	(0.12)	-	0.65	15.01	0.58	1.22
Buildings	427.83	19.12	-	-	(45.36)	401.59	86.44	14.45	(0.16)	(0.02)	-	(2.73)	97.98	303.61	341.39
Plant & Machinery	1,383.95	106.97	(37.82)	-	-	1,453.10	473.59	105.97	(1.13)	(37.82)	-	-	540.61	912.49	910.36
Heavy Mobile Equipment	751.62	126.62	(44.78)	-	-	833.46	428.38	76.39	(0.21)	(44.78)	-	-	459.78	373.68	323.24
Furniture & Fittings	19.38	3.04	-	-	-	22.42	12.58	1.86	(0.07)	-	-	-	14.37	8.05	6.80
Vehicles	51.34	7.95	(6.27)	-	-	53.02	27.85	6.01	(0.09)	(5.89)	-	-	27.88	25.14	23.49
Office Equipment	98.37	49.36	(7.17)	-	-	140.56	68.59	17.13	(0.26)	(6.72)	-	-	78.74	61.82	29.78
Others															
- Roads, Bridges & culverts parks	138.84	22.96	-	-	-	161.80	112.50	3.68	(0.13)	-	-	-	116.05	45.75	26.34
- Dams, Wells & Pools	18.14	-	(0.37)	-	-	17.77	6.45	0.97	(0.51)	-	-	-	6.91	10.86	11.69
- Adit & Tunnel	2.06	-	-	-	-	2.06	0.12	0.03	-	-	-	-	0.15	1.91	1.94
- Railway siding	34.34	-	-	-	-	34.34	24.30	2.45	-	-	-	-	26.75	7.59	10.04
- Locomotives	11.18	-	-	-	-	11.18	5.02	0.74	-	-	-	-	5.76	5.42	6.16
- Elec. Installations	283.20	16.12	(0.37)	-	(0.85)	298.10	146.23	23.93	(0.13)	(0.37)	-	(0.65)	169.01	129.09	136.97
- Sanitary & Water supply	39.94	2.96	-	-	-	42.90	9.29	1.49	(0.03)	-	-	-	10.75	32.15	30.65
TOTAL (A)	3,472.47	355.10	(97.60)	-	(45.36)	3,684.61	1,415.68	255.24	(2.72)	(95.72)	-	(2.73)	1,569.75	2,114.86	2,056.79
Previous Year 2022-23	3,297.82	253.23	(78.46)	0.01	(0.13)	3,472.47	1,224.95	251.94	(2.81)	(58.38)	0.01	(0.03)	1,415.68	2,056.79	2,072.87

Notes to SFS - contd.

ASSETS	GROSS BLOCK				DEPRECIATION BLOCK						NET BLOCK				
	AS AT 1 st April 2023	ADDI- TIONS DURING THE YEAR	DED / ADJ DURING THE YEAR	TRANS- FER TO / FROM	INTER- NAL TRANS- FER	AS AT 31 st March 2024	UP TO 1 st April 2023	FOR THE YEAR	Asset Impair- ment / (Rever- sal of Impair- ment)	DEDUC- TIONS / AD- JUST- MENTS	TRANS- FER TO / FROM	INTER- NAL TRANS- FER	UP TO 31 st March 2024	AS AT 31 st March 2024	AS AT 31 st March 2023
B. SOCIAL AMENITIES:															
Land:															
Free hold	10.64	-	-	-	0.95	11.59	-	-	-	-	-	-	-	11.59	10.64
Lease hold	-	-	-	-	-	-	-	-	-	-	-	-	-	-	-
Buildings	284.07	11.51	-	-	-	295.58	37.01	5.92	(1.45)	-	-	-	41.48	254.10	247.06
Plant & Machinery	6.65	9.03	-	-	0.09	15.77	1.28	0.44	-	-	-	-	1.72	14.05	5.37
Furniture & Fittings	18.36	4.10	(0.97)	-	-	21.49	5.05	2.21	(0.01)	(0.31)	-	-	6.94	14.55	13.31
Vehicles	3.03	0.54	(0.16)	-	-	3.41	1.39	0.39	(0.04)	(0.14)	-	-	1.60	1.81	1.64
Office Equipment	36.74	7.88	(1.85)	-	-	42.77	15.24	5.77	(0.22)	(1.41)	-	-	19.38	23.39	21.50
Others															
- Roads, Bridges & culverts parks	8.99	0.32	-	-	-	9.31	5.02	0.53	(0.02)	-	-	-	5.53	3.78	3.97
- Cess fund quarters	6.66	-	-	-	(0.09)	6.57	1.30	0.14	-	-	-	-	1.44	5.13	5.36
- Dams, Wells & Pools	1.01	0.58	-	-	-	1.59	0.50	0.25	-	-	-	-	0.75	0.84	0.51
- Elec. Installations	11.27	1.07	(0.03)	-	-	12.31	4.02	1.07	(0.03)	(0.02)	-	-	5.04	7.27	7.25
- Sanitary & Water supply	7.58	0.17	-	-	-	7.75	2.42	0.26	(0.29)	-	-	-	2.39	5.36	5.16
TOTAL (B)	395.00	35.20	(3.01)	-	0.95	428.14	73.23	16.98	(2.06)	(1.88)	-	-	86.27	341.87	321.77
Previous Year 2022-23	370.00	29.85	(4.97)	(0.01)	0.13	395.00	61.14	15.08	-	(3.01)	(0.01)	0.03	73.23	321.77	308.86
GRAND TOTAL (A+B)	3,867.47	390.30	(100.61)	-	(44.41)	4,112.75	1,488.91	272.22	(4.78)	(97.60)	-	(2.73)	1,656.02	2,456.73	2,378.56
Previous Year 2022-23	3,667.82	283.08	(83.43)	-	-	3,867.47	1,286.09	267.02	(2.81)	(61.39)	-	-	1,488.91	2,378.56	2,381.73

Notes to SFS - contd.

(INR in Crore)

Note 2.1.2 : RIGHT-OF USE ASSETS

DESCRIPTION	GROSS BLOCK			DEPRECIATION BLOCK				NET BLOCK				
	AS AT 1 st April 2023	ADDI-TIONS DURING THE YEAR	DED / ADJ DURING THE YEAR	INTER-NAL TRANS-FER	AS AT 31 st March 2024	UP TO 1 st April 2023	FOR THE YEAR	DE-DUCTIONS / AD-JUST-MENTS	INTER-NAL TRANS-FER	UP TO 31 st March 2024	AS AT 31 st March 2024	AS AT 31 st March 2023
A. GENERAL:												
Land (SP-RO- Vizag)	0.59	-	-	-	0.59	0.59	-	-	-	0.59	-	-
KUMARAMARANGA RAILWAY SIDING	-	2.88	0.82	-	3.70	-	0.32	0.12	-	0.44	3.26	-
Buildings												
Delhi - PTI- Building	7.41	-	(7.41)	-	-	3.38	0.57	(3.95)	-	-0.00	-	4.03
5 th & 6 th FLOOR, PLATE-C, OFF BLOCK-II -KIDWAI-DELHI	-	-	0.02	38.37	38.39	-	4.87	-	2.36	7.23	31.17	-
TYPE-V, TOWER-19, FLAT-A6&B6-KIDWAI-DELHI	-	-	1.60	3.02	4.62	-	0.51	-	0.18	0.69	3.93	-
TYPE-IV, TOWER-9, FLAT-E13 - KIDWAI - DELHI	-	-	(1.50)	3.02	1.52	-	0.01	-	0.19	0.20	1.32	-
Delhi - KG Marg Surya Kiran Building	0.26	-	(0.26)	-	-	0.26	-	(0.26)	-	-	-	-
REGIONAL OFFICE - Vizag	1.19	-	-	-	1.19	0.40	0.04	-	-	0.44	0.75	0.79
Ranchi-Office Building_JSFC ROU Capitalisation	2.63	-	-	-	2.63	0.47	0.26	-	-	0.73	1.90	2.16
TOTAL (A)	12.08	2.88	(6.73)	44.41	52.64	5.10	6.58	(4.09)	2.73	10.32	42.33	6.98
Previous Year 2022-23	12.08	-	-	-	12.08	3.94	1.16	-	-	5.10	6.98	8.15
B. SOCIAL AMENITIES:												
Buildings	-	-	-	-	-	-	-	-	-	-	-	-
TOTAL (B)	-	-	-	-	-	-	-	-	-	-	-	-
Previous Year 2022-23	-	-	-	-	-	-	-	-	-	-	-	-
GRAND TOTAL (A+B)	12.08	2.88	(6.73)	44.41	52.64	5.10	6.58	(4.09)	2.73	10.32	42.33	6.98
Previous Year 2022-23	12.08	-	-	-	12.08	3.94	1.16	-	-	5.10	6.98	8.15

Notes to SFS - contd.

Additional notes to 2.1.1, 2.3 and 2.4 : PPE (Property Plant and Equipment) , Intangible Assets and Intangible Assets under Development.

1. Lease hold land measuring 3021.35 sq.mtrs. (previous year 3021.35 sq.mtrs.) is taken from Vizag Port Trust Authorities for construction of Regional Office building for a period of 30 years i.e. up to 01.01.2044. Action is on hand to execute the lease deed.
2. Formal agreements / Transfer deeds remain to be executed in respect of the following:
 - (a) Renewal of Mining Leases at Deposit 10 (Float Ore).
 - (b) Lease deeds in respect of parts of land for township at Bachel Complex, Kirandul Complex and Panna Project.
 - (c) Mining lease to the extent of 33.58 hectares (Mining area) and 19.42 hectares (Plant area) of Silica Sand Plant near Lalapur (Allahabad).
 - (d) Provisional allotment letters were issued for the land allotted by M/s APIIC at Industrial park, Paloncha to the extent of 13.43 acres. However, on physical survey found only 11.35 acres of land. No effect is given in books, pending confirmation from M/s APIIC.
3. Reconciliation of Depreciation and Amortisation as per Statement of Profit and Loss:

Rs. In crore

Note no	Particulars	2023-24	2022-23
2.1	Depreciation on PPE	272.22	267.02
2.1	(Reversal)/ Impairment of PPE	(-)4.79	(-)2.81
2.3	Amortisation of Intangible Assets	68.16	68.38
2.3	(Reversal)/Impairment of Intangible Assets	(-)1.13	-
2.1.2	Amortisation of ROU Assets	6.58	1.16
2.2	(Reversal) / Impairment of CWIP	(-)2.84	1.92
	Total	338.22	335.67
2.2.2	Transferred to IEDC	(-)1.15	(-) 0.26
2.28	Shown under Exceptional item		-
2.33.8	Transferred to Discontinue Operation		-
	Depreciation, Amortisation and Impairment as per Statement of Profit and Loss	337.05	335.41

5. During the year 2023-24 a review of residual and useful life of PPE was done and changes were recommended for some of the HEM equipments and vehicles. The Useful life of all the PPE is as per schedule II except for the following PPE whose life as given under is determined as per technical assessment.

Equipment	Capacity	Useful Life in Years
	85-100 T	10
DUMPER	50-60 T	10
	35-40 T	10
WATER SPRINKLER	28KL	9
ELECTRIC ROPE SHOVEL	8-10 CuM	20
	up to 5 CuM	10
HYDRAULIC EXCAVATOR (SHOVEL)	5 - 7.5 CuM	10
	>7.5 CuM	12
HYDRAULIC EXCAVATOR WITH ROCK BREAKER ATTACHMENT	< 2.5 CuM	12

Notes to SFS - contd.

Equipment	Capacity	Useful Life in Years
BLAST HOLE DRILL	165 mm DIESEL	12
	165 mm ELECTRIC	12
	250 mm SINGLE PASS	20
	250 mm MULTIPLE PASS	12
TOP HAMMER DRILL	LESS THAN 160 mm	12
DTH DRILL	105 – 115 mm	10
FRONT END LOADER	<300 HP	10
	300 HP TO 600 HP	10
	> 600 HP	12
TRACK DOZER	<500 HP	12
	>500 HP	15
WHEEL DOZER	<500HP	15
MOTOR GRADER	<300 HP	10
MOBILE CRANE	< 16 TON	9
	16 TON TO 40 TON	12
	>40 TON	15
BOOM STACKER	2000 TPH to 3000 TPH	25
WAGAN LOADER	2000 TPH to 3000 TPH	20
RECLAIMER	2000 TPH to 3000 TPH	20

Vehicle	Capacity / Remarks	Committee proposal
		Useful Life in Years
UTILITY VEHICLES / JEEPS	Utility vehicles / jeeps exclusively used by Mining, Mechanical & Electrical shift in-charges only for use in mine	5
	Utility vehicles / jeeps exclusively used by Mechanical & Electrical Plant shift in-charges only for use in Plant	6
	Rest other utility vehicles / jeeps	8
DIESEL BOWSER	UP TO 9 KL	6
EXPLOSIVE VANS	1 TO 10 TON	7
WATER TANKER	UP TO 12 KL	6

6. Impact in Depreciation due to change in useful life:

Due to change in the life of certain assets, the financial impact on accounts of FY 2023-24 is ₹ 3.21 crore on depreciation.

Notes to SFS - contd.

Additional note to 2.1.1, 2.3 and 2.4:PPE (Property Plant and Equipment)

INR in crore

Relevant Line Item in the Balance Sheet	Description of item on Property	Gross Carrying Value	Title Deed held in the name of	Whether title deed holder is a promoter or relative (#) of promoter(*)/ director or employee of promoter/ director	Property Held since which date	Reason for not being held in the name of the company
PPE	Forest Land for Uniflow Rly. Dispatch Systems (4.94 Acre)	0.12	Forest Dept.	No	07-06-2002	This is Forest Land (MOEF Letter No.8B/007/2002/ fcw/1313 dated 07.06.2002)
	Land for Shankhni Pump House & Pipeline (11.56 Acre)	0.01	Forest Dept.	No	14-03-2002	This is Forest Land (MOEF Clearance Letter dated 14.03.2002)
	Infrastrure Land Lease of Dep-10 (FO) (352.87 Acre)	13.92	Forest Dept.	No	10-07-2019	This is Forest Land (MOEF Letter dated 10.07.2019)
	Land at Madadi Village	0.01		No	31-03-2006	Panchnama done by Railway, Revenue NMDC officials is available with the Project.
	Land Lease Hold (For Town Ship)	-		No	31-03-1986	Panchnama done by Railway, Revenue NMDC officials is available with the Project.
	Freehold Land	0.00		No	31-03-1966	Sale Deed available with the management for total 19.09 Hectares. Appeal against the order issued by the Tahsildar, Bade Bacheli is being prepared by the advisor (Revenue) and same will be submitted before the SDM, Bade Bacheli.
	Land at Ranajithpur for Pellet Plant (Survey No.22,23,35,38 and 36(1)), Qty 8.310 Acre		Government Land	No	03-05-1976	Land (LAQ) not included in 4(a) Notification because it is Govt Land and Categorised as Cart Tract,Hall Pora,B G Line, V S P, Village Well,Road etc

Note:

- 1 The Area of Land of 45.40 Acres Railway Land, 56.14 Revenue Land has been taken from Railway Authorities and Others. These land are not in Company's name.
- 2 The Area of Land of 2037.46 Acres (i.e., 1015.31 Govt Land, 938.95 Acre Forest Land and 83.20 Acre Railway Land) has been taken from Government, Forest and Railway Authorities. These lands are not in Company's Name

Notes to SFS - contd.

Details of Land which are in the name of Company as per Land allotment/Grant order/Title deeds, However Mutation of aforesaid Land is pending with Local State authorities

SL No	Description on of item on property	Survey No.	Area in Acre/ Sq. Yards/Sq. Ft.	Nature of Land	Property held since which date	Unit
1	Land at Bhujanganagar for Township	351	3.73 Acre	Revenue Land	17-Mar-1971	Donimalai
2	Land at Bhujanganagar for Township	351	11.23 Acre	Revenue Land	7-Jul-1972	Donimalai
3	Land at Bhujanganagar for Township	352	2.22 Acre	Revenue Land	17-Mar-1971	Donimalai
4	Land at Bhujanganagar for Township	324(3), 324(5), 324(2), 324(4) and 22	6.94 Acre	Revenue Land	15-Feb-1971	Donimalai
5	Land at Narasingapura and Bhujanganagar for Boar hole etc	19, 1, 175, 24, 145 and 142(3)	0.0366 Acre	Revenue Land		Donimalai
6	Hyderabad Corporate Office, Masab Tank		5202 Sq.yds/ 4350 Sq.mtrs	Private Land	17-Sep-1981	HO
7	Plot No.7 Road No.2, Banjara Hills, Hyderabad	Survey.No.403	503.33 Sq.Yd/420.85 Sq.mt.	Govt. Land (HUDA)	15-Feb-1995	HO
8	Plot No.16 Road No.2, Banjara Hills, Hyderabad	Survey.No 403	635.80 Sq.yds 531.61 Sq.mtrs	Govt. Land (HUDA)	17-Dec-1994	HO
9	Plot No.18 Road No.2, Banjara Hills, Hyderabad	Survey.No 403	586.36 Sq.yd/ 490.27 Sq.mtrs.	Govt. Land (HUDA)	17-Dec-1994	HO
10	Plot No.19 Road No.2, Banjara Hills, Hyderabad	Survey.No 403	574.38 Sq.yd/ 480.25 Sq.mtrs.	Govt. Land (HUDA)	17-Dec-1994	HO
11	Plot No.20 Road No.2, Banjara Hills, Hyderabad	Survey.No 403	591.79 Sq.yd/ 494.81 Sq.mtrs.	Govt. Land (HUDA)	17-Dec-1994	HO
12	Plot No.21 Road No.2, Banjara Hills, Hyderabad	Survey.No 403	714.38 Sq.yd/ 597.31 Sq.mtrs.	Govt. Land (HUDA)	17-Dec-1994	HO
13	Plot No.22 Road No.2, Banjara Hills, Hyderabad	Survey.No 403	601.21 Sq.yd/ 502.69 Sq.mtrs.	Govt. Land (HUDA)	17-Dec-1994	HO
14	Flat No.24, Panjagutta, Hyderabad-82 .	161	1320 Sft. & U/L share of 18.32 Sq.yds.	Private Property	19-Aug-1992	HO
15	Survey No.420 & 425, Patancheru, Hyderabad	Survey No.420 & 425	24.21 Acres	Private Land	18-Jul-2019	HO
16	Plot No.8 H.I.G Jubilee Hills, Hyderabad		472.43 Sq.mts / 561.11 Sq. yds	Private Property	23-Mar-2022	HO
17	NPD Lab	29/1 & 29/2	0.84 Acres	Revenue Land	8-Oct-1990	R&D

Note: Company is undertaking a reconciliation process to align the capitalized properties with registered sale deeds and regularizing the pending documentation with the respective Government departments.

Notes to SFS - contd.

Details of lands where discrepancies found in area of measurement as per books of accounts and as per Bhoomi website at Donimalai

Sl. No.	Particulars	Sy.No	Acres as per records	Acres as per revenue department	Excess / (Shortage)
1	Township	335A	2.06	2.16	(0.10)
2	Stock pile at loading point	15(B/2)	2.27	2.39	(0.12)
3	Pellet plant	29(1)	2.17	2.77	(0.60)
4	Pellet plant	9(2)	5.50	5.52	(0.02)
5	Pellet plant	39	0.11	0.71	(0.60)
6	Pellet plant	24	0.46	0.90	(0.44)
7	Pellet plant	27	0.56	0.72	(0.16)
8	Pellet plant	28	1.32	1.50	(0.18)
9	Township	326	3.46	5.11	(1.65)
10	Stock pile at loading point	14B	1.92	1.85	0.07
11	Stock pile at loading point	22(B/2)	1.20	1.10	0.10
12	Stock pile at loading point	23(1B/2)	1.42	1.40	0.02
13	Stock pile at loading point	24(B/2)	1.25	1.23	0.02
14	Pellet plant	38	0.75	0.35	0.40
15	Pellet plant	25	1.25	0.90	0.35
16	Pellet plant	26	2.95	0.21	2.74
17	Township	325	3.94	3.56	0.38
	Total		32.59	32.38	0.21

NON-CURRENT ASSETS

Note: 2.2 Capital Work in Progress

INR in crore

Particulars	Figures as at the end of current reporting year 31st March 2024	Figures as at the end of previous reporting year 31st March 2023	Figures as at 1 st April 2022
Construction work in progress	3,065.41	1,742.72	1,032.73
Add : Reversal of provision for Impairment	2.00		
Less: Provision for Impairment	-	7.24	5.32
	3,067.41	1,735.48	1,027.41
Construction Stores	-		
Capital Assets in stores awaiting installation or in transit	35.51	43.67	39.05
Add : Reversal of provision for Impairment	0.84		
Less: Provision for Impairment	4.40	-	
	31.95	43.67	39.05
Expenditure incidental to construction awaiting allocation (See note 2.2.2)	131.15	182.57	232.02
TOTAL	3,230.51	1,961.72	1,298.48

Notes to SFS - contd.

Note - 2.2.1: Movement of Capital work in progress

INR in crore

Particulars	Construction Work in Progress	Construction Stores	Capital asset in stores awaiting installation or in transit	Expenditure incidental to construction awaiting allocation	Total
Year ended 31 March 2023					
Gross carrying amount	1,027.41	-	39.05	232.02	1,298.48
Additions	836.89	-	193.90	28.84	1,059.63
Disposals/Capitalisation to PPE	126.90	-	189.28	78.29	394.47
Closing gross carrying amount	1,737.40	-	43.67	182.57	1,963.64
Accumulated amortization	-	-	-	-	-
Amortization charge during the year	1.92	-	-	-	1.92
Closing accumulated amortization	1.92	-	-	-	1.92
Closing net carrying amount	1,735.48	-	43.67	182.57	1,961.72
Year ended 31 March 2024					
Gross carrying amount					
Opening gross carrying amount	1,735.48	-	43.67	182.57	1,961.72
Additions	1,618.16	-	103.98	19.53	1,741.67
Disposals/Capitalisation to PPE	286.23	-	115.70	70.95	472.88
Closing gross carrying amount	3,067.41	-	31.95	131.15	3,230.51
Accumulated amortization	-	-	-	-	-
Amortization charge during the year	-	-	-	-	-
Closing accumulated amortization	-	-	-	-	-
Closing net carrying amount	3,067.41	-	31.95	131.15	3,230.51

Notes to SFS - contd.

Note : 2.2.2 Expenditure Incidental to Construction Awaiting Allocation

INR in crore

Particulars	Figures as at the end of current reporting year 31st March 2024	Figures as at the end of previous reporting year 31st March 2023	Figures as at 1st April 2022
a. Opening balance	182.57	232.02	253.16
b. Net Expenditure incurred during the year			
Consumption of stores and spares			
Employee Benefit expense :			
Salaries, Wages & Bonus	10.21	6.90	1.22
	10.21	6.90	1.22
Power, Electricity & Water	-		
Repairs and Maintenance	1.66	1.58	1.81
Depreciation and amortisation	1.15	0.26	0.09
Other expenses :			
Consultancy expenditure	0.27	14.42	11.50
Other expenditure	6.25	5.68	361.06
	19.54	28.84	375.68
Less : Recoveries/Income	-	-	-
Total (b)	19.54	28.84	375.68
Sub-total (a+b)	202.11	260.86	628.84
Less : Amount allocated to Fixed assets/ Capital W I P	70.96	78.29	396.82
Closing Balance	131.15	182.57	232.02

Note: 2.2.3 Capital Work in Progress aging Schedule

As at 31st March 2024

INR in crore

Particulars	Amount in CWIP for a period of				
	Less than 1 years	1-2 years	2-3 years	More than 3 years	Total
Project in Progress	1,441.87	785.01	576.55	427.08	3,230.51
Project temporarily suspended	-	-	-	-	-
Total	1,441.87	785.01	576.55	427.08	3,230.51

As at 31st March 2023

INR in crore

Particulars	Amount in CWIP for a period of				
	Less than 1 years	1-2 years	2-3 years	More than 3 years	Total
Project in Progress	825.61	670.99	93.39	371.73	1,961.72
Project temporarily suspended	-	-	-	-	-
Total	825.61	670.99	93.39	371.73	1,961.72

Notes to SFS - contd.

Note: 2.2.4 Capital Work in Progress Completion Schedule

As at 31st March 2024

INR in crore

Particulars	To be completed in				
	Less than 1 years	1-2 years	2-3 years	More than 3 years	Total
SP - III at Kirandul Unit, Chhatishgarh	1,008.94	12.47	-	-	1,021.41
Slurry Pipe Line	1,439.56	385.60	-	-	1,825.16
Construction of 5th Screenign Line - Bachel	44.84	-	-	-	44.84
IT Infrastructure for ERP and Other Future Digital Initiatives at NMDC - Donimalai	14.62	-	-	-	14.62
SP - II Donimalai Project - Karnataka	-	-	3.40	-	3.40
Lan Infrastructure at Head Office	20.71	-	-	-	20.71
Others	232.11	11.27	14.60	42.39	300.37
Total	2,760.78	409.34	18.00	42.39	3,230.51

Note: there are no project where activities has been suspended as on 31st March 2024

As at 31st March 2023

INR in crore

Particulars	To be completed in				
	Less than 1 years	1-2 years	2-3 years	More than 3 years	Total
Slurry Pipe Line	835.56	144.81	-	-	980.37
SP - III at Kirandul Unit, Chhatishgarh	275.26	293.22	-	-	568.48
SP - II Donimalai Project - Karnataka	-	-	-	1.01	1.01
Fine Ore Stockpile	31.57	-	-	-	31.57
Construction of 5th Screenign Line - Bachel	44.42	-	-	-	44.42
Others	126.94	197.55	-	11.38	335.87
Total	1,313.75	635.58	-	12.39	1,961.72

Note: there are no project where activities has been suspended as on 31st March 2023

Notes to SFS - contd.

Note -2.3 : INTANGIBLE ASSETS

(INR in Crore)

ASSETS	GROSS BLOCK				DEPRECIATION BLOCK					NET BLOCK	
	AS AT 1 st April 2023	ADDI-TIONS DURING THE YEAR	DED / ADJ DURING THE YEAR	AS AT 31 st March 2024	UP TO 1 st April 2023	FOR THE YEAR	Asset Im-pairment / (Re-versal of Impair-ment)	DEDUC-TIONS / AD-JUST-MENTS	UP TO 31 st March 2024	AS AT 31 st March 2024	AS AT 31 st March 2023
A. GENERAL:											
Computer Software	64.60	21.96	(0.17)	86.39	44.32	21.94	-	(0.17)	66.09	20.30	20.28
Mining Rights	1,230.70	80.33	(433.55)	877.48	622.65	46.22	(1.13)	(433.55)	234.19	643.29	608.05
TOTAL (A)	1,295.30	102.29	(433.72)	963.87	666.97	68.16	(1.13)	(433.72)	300.28	663.59	628.33
Previous Year 2022-23	1,001.03	252.81	41.46	1,295.30	557.13	68.38	-	41.46	666.97	628.33	443.89

During the year Company has made adjustment to the gross block and accumulated depreciation amounting to ₹ 433.72 crores

Details of the Mining Rights (NMDC Ltd)

Sl. No	Lease No.	Description of Deposit/mine	Lease period		Useful life of mine (in yrs)	Net Block as on 31.03.2024	Method of Amortisation
1	30CHG030001	Mining Lease Agreement-BIOM Deposit - 14 ML	12-09-2015	11-09-2035	20	53.15	Amortised over respective useful life of mines on straight line basis
2	30MPR02002	Mining Lease Agreement-BIOM Deposit - 14 NMZ	07-12-2015	06-12-2035	20	54.82	
3	30CHG030002	Mining Lease Agreement-BIOM Deposit - 11 ML	12-09-2017	11-09-2037	20	40.74	
4	30MPR02005	Mining Lease of Dep - 05	11-09-2015	10-09-2035	20	88.76	
5	30MPR48001	Mining Lease of Dep - 10	11-09-2015	10-09-2035	20	40.11	
6	30CHG03002	Mining Lease Renewal of Deposit 11A	12-09-2017	11-09-2037	20	2.58	
7	2396	Donimalai Iron Ore Mine	04-11-2018	03-11-2038	20	84.28	
8	1111	Kumaraswamy Iron Ore Mine	18-10-2022	17-10-2042	20	227.89	
9	270/17MPR26001	MML Lease	15-07-2005	14-07-2025	20	0.02	
10	270/17MPR26004	Supplementary Mining Lease extension	01-07-2020	30-06-2040	20	1.11	
11	Addition to SLM	NAV Paid to PTR	01-07-2020	30-06-2040	20	3.92	
TOTAL						597.38	

Details of the Lease hold land for construction of SP-II

Sl. No	Lease No.	Description of Deposit/mine	Lease period		Useful life of mine (in yrs)	Net Block as on 31.03.2024	Method of Amortisation
1	SP-II	Lease of Forest Land for Construction of SP-II - Donimalai	23-09-2023	22-09-2053	30	45.91	
TOTAL						45.91	

Note: Agreement No. 03/2023-24 dated 06.09.2023 is executed for lease of 53.67 ha forest land for construction of Screen Plant-II of Donimalai

Notes to SFS - contd.

Note : 2.4 Intangible assets under development

INR in crore

Particulars	Figures as at the end of current reporting year 31st March 2024	Figures as at the end of previous reporting year 31st March 2023	Figures as at 1st April 2022
Intangible assets under development	4.14	6.49	5.00
TOTAL	4.14	6.49	5.00

Note: 2.4.(a) Intangible Assets under development aging Schedule

As at 31st March 2024

INR in crore

Particulars	Amount in CWIP for a period of				
	Less than 1 years	1-2 years	2-3 years	More than 3 years	Total
Project in Progress	4.14	-	-	-	4.14
Project temporarily suspended	-	-	-	-	-
Total	4.14	-	-	-	4.14

Note: 2.4.(a) Intangible Assets under development aging Schedule

As at 31st March 2023

INR in crore

Particulars	Amount in CWIP for a period of				
	Less than 1 years	1-2 years	2-3 years	More than 3 years	Total
Project in Progress	6.49	-	-	-	6.49
Project temporarily suspended	-	-	-	-	-
Total	6.49	-	-	-	6.49

Note: 2.4.(b) Intangible Assets under development completion schedule

As at 31st March 2024

INR in crore

Particulars	To be completed in				
	Less than 1 years	1-2 years	2-3 years	More than 3 years	Total
ERP	4.14	-	-	-	4.14
Total	4.14	-	-	-	4.14

Note: there are no project where activities has been suspended as on 31st March 2024

Note: 2.4.(b) Intangible Assets under development completion schedule

As at 31st March 2023

INR in crore

Particulars	To be completed in				
	Less than 1 years	1-2 years	2-3 years	More than 3 years	Total
ERP	6.49	-	-	-	6.49
Total	6.49	-	-	-	6.49

Note: there are no project where activities has been suspended as on 31st March 2023

Notes to SFS - contd.

Note : 2.4.1 Investments

INR in crore

Particulars	Figures as at the end of current reporting year 31st March 2024	Figures as at the end of previous reporting year 31st March 2023	Figures as at 1 st April 2022
In Equity Shares:			
Investments in Subsidiary Companies carried at cost:			
Trade & Quoted at cost:			
i) 704,88,65,975 (Previous year 576,72,53,980, as at 1st April 2022 576,72,53,980) Equity shares fully paid up in Legacy Iron Ore Ltd. Australia, No face value in Australia (listed on Australian Securities Exchange - ASX)	319.63	214.70	214.70
Unquoted at cost:			
i) 28,51,002 (previous Year 28,51,002, as at 1st April 2022 28,51,002) Equity shares of ₹ 100 each fully paid up in Subsidiary company J &K MDC Ltd., Jammu.	28.51	28.51	28.51
Less: Investment deration	28.51	28.51	28.51
	-	-	-
ii) 41,85,590 (previous Year 41,85,590, as at 1st April 2022 41,85,590) Equity shares of FMG 2500/- each fully paid up in wholly owned subsidiary company NMDC SARK, Madagaskar	7.20	7.20	7.20
Less: Investment deration	7.20	7.20	7.20
	-	-	-
iii) NIL (Previous Year NIL, as at 1st April 2022 5,50,000) Equity shares of ₹ 10/- each fully paid up in NMDC Power Ltd.	-	-	0.55
Less: Investment deration	-	-	0.55
	-	-	-
iii) 1,00,000 (Previous Year 1,00,000, as at 1st April 2022 1,00,000) equity shares of ₹ 10/- each fully paid up in Karnataka Vijayanagar Steel Limited (KVSL)	0.10	0.10	0.10
vi) NIL (Previous Year NIL, as at 1st April 2022 1,60,000) equity shares of ₹ 10/- each fully paid up in Jharkhan Kolhan Steel Limited (JKSL)	-	-	0.16
Less: Investment deration	-	-	0.16
	-	-	-
iv) 20,00,000 (previous year 20,00,000, as at 1st April 2022 20,00,000) equity shares of 10 each in NMDC CSR Foundation (NCF)	2.00	2.00	2.00
Investment in Joint Ventures :			
Unquoted at cost:			
i) 9,83,47,236 (Previous Year 9,83,47,236, as at 1st April 2022 9,83,47,236) Equity shares of ₹ 10/- each fully paid up in NMDC CMDC Ltd.	98.35	98.35	98.35

Notes to SFS - contd.

INR in crore

Particulars	Figures as at the end of current reporting year 31st March 2024	Figures as at the end of previous reporting year 31st March 2023	Figures as at 1st April 2022
ii) 6,000 (Previous year 6,000, as at 1st April 2022 6,000) equity shares of ₹ 10/- each in Jharkhand National Mineral Development Corporation Ltd. (JNMDC)	0.01	0.01	0.01
iii) 15,26,74,600 (previous year 15,26,74,600, as at 1st April 2022 15,26,74,600) equity shares of ₹ 10/- each in Bastar Railway Pvt. Ltd. (BRPL)	152.67	152.67	152.67
iv) 50 (Previous year 50, as at 1st April 2022 50) equity shares of South African Rand 1/- each in Kopano-NMDC Minerals (Proprietary) Limited (₹ 324/- only)	-	-	-
Less: Investment deration	-	-	-
	-	-	-
Investments in Associates :			
Unquoted at cost:			
i) 1,05,000 (previous year 1,05,000 as at 1st April 2022 1,05,000) Equity shares of ₹ 10/- each fully paid up in Romelt SAIL India Ltd., New Delhi	0.11	0.11	0.11
Less: Investment deration	0.11	0.11	0.11
	-	-	-
ii) 37,88,59,405 (Previous year 37,88,59,405, as at 1st April 2022 37,88,59,405) Equity shares of ₹ 10/- each fully paid in International Coal Ventures (P) Ltd.	378.86	378.86	378.86
iii) 4,00,00,000 (P.Y 4,00,00,000, as at 1st April 2022 4,00,00,000) equity shares of ₹ 10/- each in fully paid up in Krishnapatnam Railway Co. Ltd.	40.00	40.00	40.00
iv) NIL (Previous year NIL, as at 1st April 2022 7,47,99,878) equity shares of ₹ 10/- each fully paid up in NINL, Bhubaneswar	-	-	100.60
iv) 13,000 (previous year 13,000, as at 1st April 2022 13,000) equity shares of ₹ 10/- each fully paid up in Chhattisgarh Mega steel Ltd	0.01	0.01	0.01
Unquoted shares in co-operative societies			
i) 150 Shares (previous year 150 Shares, as at 1st April 2022 150 Shares) of ₹ 1,000/- each fully paid up in Whole-sale Consumers Co-operative Stores, Kirandul ₹ 1,50,000/- (Previous year ₹ 1,50,000/-)	0.02	0.02	0.02
ii) 500 Shares (previous year 500 Shares, as at 1st April 2022 500 Shares) of ₹ 10/- each fully paid up in NMDC Employees Co-operative Society Ltd, Bacheli ₹ 5,000/- (previous year ₹ 5,000/-)	-	-	-
iii) 25 Shares (previous year 25 Shares, as at 1st April 2022 25 Shares) of ₹ 100/- each fully paid up in NMDC Employees Co-operative Society Ltd, Donimalai ₹ 2,500/- (previous year ₹ 2,500/-)	-	-	-

Notes to SFS - contd.

INR in crore

Particulars	Figures as at the end of current reporting year 31st March 2024	Figures as at the end of previous reporting year 31st March 2023	Figures as at 1 st April 2022
TOTAL	991.65	886.72	987.32
1. Aggregate amount of Quoted Investments (Market value of quoted Investments)	319.63 648.43	214.70 476.01	214.70 622.09
2. Aggregate amount of Unquoted Investments	707.84	707.84	809.15
3. Aggregate amount of provision for diminution in value of investments:	35.82	35.82	36.53
4. Net amount of Un quoted Investments	672.02	672.02	772.62

Note : 2.4.2 Loans

INR in crore

Particulars	Figures as at the end of current reporting year 31st March 2024	Figures as at the end of previous reporting year 31st March 2023	Figures as at 1 st April 2022
Loans to employees and outsiders	81.74	62.62	40.77
Loan to Subsidiaries / Associates (Refer Note 2.32.5 - ii)	642.69	642.44	642.22
TOTAL	724.43	705.06	682.99
i) Considered Good, Secured	81.74	62.62	40.77
ii) Considered Good, Unsecured	642.69	642.44	642.22
iii) Which have significant increase in Credit risk	-	-	-
iv) Credit Impaired	-	-	-

Note: With respect to the accounting policy note no. 1.2.1. (b) ii, the long term Loans & advances to employees was to be measured at amortised cost. The same was carried out and considering the materiality, no effect has been made in the accounts.

Note: 2.4.3 : Other Financial Assets

INR in crore

Particulars	Figures as at the end of current reporting year 31st March 2024	Figures as at the end of previous reporting year 31st March 2023	Figures as at 1 st April 2022
Deposit with Others	107.25	103.24	104.41
Inter Corporate Balance (NSL) - Refer Note - 2.34.4 (*)	2,502.64	2,501.87	485.34
TOTAL	2,609.89	2,605.11	589.75
i) Considered Good, Secured	-	-	-
ii) Considered Good, Unsecured	2,609.89	2,605.11	589.75
iii) Which have significant increase in Credit risk	-	-	-
iv) Credit Impaired	-	-	-

(*) An amount of ₹ 2,502.64 crore spent by NMDC Limited from Appinted date to Effective date towards all transactions and the same is recorded as receivable on account of demerger

Notes to SFS - contd.

Note: 2.5 Deferred tax assets (Net)

INR in crore

Particulars	Figures as at the end of current reporting year 31st March 2024	Figures as at the end of previous reporting year 31st March 2023	Figures as at 1st April 2022
A. Deferred tax assets :			
1. Provision for bad & doubtful debt and advances	486.42	486.28	744.82
2. Asset retirement obligation and spares	11.72	8.78	4.39
3. Investments	9.01	9.19	9.19
4. Others	12.88	31.50	31.50
Total Deferred Tax Assets	520.03	535.75	789.90
B. Deferred tax liabilities :			
1. Related to PPE	(190.44)	(198.81)	(191.69)
2. Provision for post retirement medical benefits	(53.05)	(37.68)	(27.22)
3. Right-of-use Assets	(10.65)	(1.76)	(2.05)
Total Deferred Tax Liabilities	(254.14)	(238.25)	(220.96)
Net Deferred Tax Assets	265.89	297.50	568.94

Note 2.6 : Other Non-Current Assets

INR in crore

Particulars	Figures as at the end of current reporting year 31st March 2024	Figures as at the end of previous reporting year 31st March 2023	Figures as at 1st April 2022
Capital Advances (*)	588.01	486.57	352.78
Mines Closure Fund with Life Insurance Corporation	1,310.98	1,122.03	965.10
Other Advances (**)	1,053.94	1,054.71	786.00
Total	2,952.93	2,663.31	2,103.88

(*) Capital Advances includes an amount of ₹ 331.63 crore.(P.Y ₹ 325.32 crore) towards Tokisud Coal Block and payment of ₹ 171.64 crore (P.Y. ₹ 74.18 crore) towards Rohne Coal Block. (Refer Note -2.34.9)

(**) Includes an amount of ₹ 600 crore (P.Y.Rs. 600 crore), paid to South Bastar Dantewada under protest against the demand notice for Common Cause (Refer Note - 2.34.7).

Notes to SFS - contd.

Note:2.7. Inventories

INR in crore

(As Valued and Certified by the Management)

Particulars	Figures as at the end of current reporting year 31st March 2024	Figures as at the end of previous reporting year 31st March 2023	Figures as at 1 st April 2022
Raw materials			
Lime Stone	0.22	0.09	0.12
Bentolite	0.14	0.13	0.15
Total Raw Materials	0.36	0.22	0.27
Work-in-Process :			
Pellets	0.77	0.87	1.37
Sponge Iron	0.03	0.03	0.93
Total Work in Progress	0.80	0.90	2.30
Finished Goods:			
Iron Ore	2,399.74	2,369.57	1,887.19
Iron Ore lying at Pellet Plant	14.03	0.90	1.42
Sponge Iron	0.01	0.01	0.01
Pellets	50.98	28.60	12.98
Diamonds & Precious Stones	0.54	0.04	0.04
Total Finished Goods	2,465.30	2,399.12	1,901.64
Inventories are valued at cost or NRV whichever is lower.			
Total (A)	2,466.46	2,400.24	1,904.21
Stores & Spares	268.38	257.84	218.11
Loose tools and Implements	4.08	2.50	2.89
Total (B)	272.46	260.34	221.00
Total (A+B)	2,738.92	2,660.58	2,125.21
1. Stores and Spares include:			
a) Stores-in-transit	1.45	7.30	4.61
b) Obsolete stores & spares valued at	0.01	0.01	0.01
Re1 per unit of their original value of ₹ 5.20 crore (previous year ₹ 4.26 crore)			

Notes to SFS - contd.

Notes: 2.8.1a Investment

INR in crore

Particulars	Figures as at the end of current reporting year 31st March 2024	Figures as at the end of previous reporting year 31st March 2023	Figures as at 1 st April 2022
	-	-	-
Total	-	-	-

Notes: 2.8.1b Trade Receivables

INR in crore

Particulars	Figures as at the end of current reporting year 31st March 2024	Figures as at the end of previous reporting year 31st March 2023	Figures as at 1 st April 2022
Considered good: Secured	-	-	-
Considered good: unsecured	3,499.21	4,361.23	4,190.45
Which have significant increase in credit risk	-	-	-
Credit impaired	1,905.67	1,905.13	2,932.14
Total (*)	5,404.88	6,266.36	7,122.59
Less: Provision for bad & doubtful trade receivables	15.84	15.05	84.45
Less: Provision for bad & doubtful (Monitoring Committee)	1,889.83	1,890.08	2,847.69
	1,905.67	1,905.13	2,932.14
Total	3,499.21	4,361.23	4,190.45

(*)

i) Trade Receivables includes ₹ 1,892.32 crore (Previous year ₹ 2,907.91 crore) dues from Monitoring Committee.

ii) Trade receivables includes:

a) ₹ 434.80 crore (PY ₹ 558.65 crore) receivable from RINL which not due as on 31st March 2024

b) ₹ 1,564.54 crore (PY ₹ 1705.21 crore) receivable from RINL discounted from Bank during FY 2023-24

c) ₹ 1,395.61 crore (P.Y ₹ 46.42 crore) receivable from NMDC Steel Limited as on 31st March 2024 (Refer Note - 2.32.5 - iii)

Notes to SFS - contd.

Note: 2.8.1b.1 Trade Receivables (Aging)

As at 31st March 2024

INR in crore

Particulars	Outstanding for following periods from due date of payments					
	Less than 6 months	6 months - 1 years	1-2 years	2-3 years	More than 3 years	Total
i) Undisputed Trade Receivables- Considered good (*)	3,187.98	166.58	142.14	1.54	0.97	3,499.21
ii) Undisputed Trade Receivables- Which have significant increase in credit risk.	-	-	-	-	-	-
iii) Undisputed Trade Receivables- Credit Impaired	-	-	-	-	3.01	3.01
iv) Disputed Trade Receivables- Considered good	-	-	-	-	-	-
v) Disputed Trade Receivables- Which have significant increase in credit risk.	-	-	-	-	-	-
vi) Disputed Trade Receivables- Credit Impaired (**)	-	-	-	0.19	1,902.47	1,902.66
Total	3,187.98	166.58	142.14	1.73	1,906.45	5,404.88

Note: Due date is the Date on which the amount of sales proceeds is due for claiming from the customer

(*) ₹ 434.80 crore (P.Y ₹ 558.65 crore) receivable from RINL which is not due as on 31st March 2024 included in less than 6 months

(**) Includes ₹ 1,892.32 crore (PY ₹ 2,907.91) receivable from Monitoring Committee for which ECL is provided

Note: 2.8.1b.1 Trade Receivables (Aging)

As at 31st March 2023

INR in crore

Particulars	Outstanding for following periods from due date of payments					
	Less than 6 months	6 months - 1 years	1-2 years	2-3 years	More than 3 years	Total
i) Undisputed Trade Receivables- Considered good (*)	2,952.25	62.67	867.11	224.00	255.20	4,361.23
ii) Undisputed Trade Receivables- Which have significant increase in credit risk.	-	-	-	-	-	-
iii) Undisputed Trade Receivables- Credit Impaired	-	-	-	-	-	-
iv) Disputed Trade Receivables- Considered good	-	-	-	-	-	-
v) Disputed Trade Receivables- Which have significant increase in credit risk.	-	-	-	-	-	-
vi) Disputed Trade Receivables- Credit Impaired (**)	-	-	-	-	1,905.13	1,905.13
Total	2,952.25	62.67	867.11	224.00	2,160.33	6,266.36

Note: Due date is the Date on which the amount of sales proceeds is due for claiming from the customer / Monitoring Committee

Notes to SFS - contd.

Notes: 2.8.2 Cash And Cash Equivalents

INR in crore

Particulars	Figures as at the end of current reporting year 31st March 2024	Figures as at the end of previous reporting year 31st March 2023	Figures as at 1st April 2022
Cash in hand	-		
Balance with Banks			
on current Accounts	18.72	77.59	82.92
Total	18.72	77.59	82.92

Notes :2.8.3 Bank Balances Other Than 2.8.2

INR in crore

Particulars	Figures as at the end of current reporting year 31st March 2024	Figures as at the end of previous reporting year 31st March 2023	Figures as at 1st April 2022
Balances with bank on 'Deposits accounts (Original maturity more than 3 months but less than 12 months) (*)	12,103.24	6,871.42	7,768.85
Balances with banks for Unpaid Dividend	2.99	3.55	3.84
Balance with banks towards TDS on Dividend	57.86	29.24	41.10
Ear marked Balances (unspent CSR Account) (**)	90.14		
Bank deposits offered as security for Bank guarantees and letter of credit	-	66.24	42.69
Total	12,254.23	6,970.45	7,856.48

(*) Fixed Deposits of NIL (P.Y ₹ 502 crore) pledged for availing OD Facilities.

(**) Unspent CSR amount for FY 2022-23 is ₹ 90.14 crore

Note: 2.8.4 Other Financial Assets

INR in crore

Particulars	Figures as at the end of current reporting year 31st March 2024	Figures as at the end of previous reporting year 31st March 2023	Figures as at 1st April 2022
Related Parties (Refer Note 2.32.5)			
Advances to Directors	-	-	0.06
Advances to NSL	86.08	41.06	
Advances to Subsidiaries	81.62	80.18	149.91
Less: Provision	25.92	24.49	23.21
	141.78	96.75	126.76
Employees and outsiders			
Advances to Employees and outsiders	40.29	54.64	64.34
Interest Accrued			
Accrued interest on deposits with banks	79.70	21.52	29.16
Accrued interest on Other	1.20	1.21	8.20
Other Receivables (*)	72.83	367.89	364.62
Total	335.80	542.01	593.08

(*) Additional 10% SPV paid to Monitoring Committee ₹ NIL (PY ₹ 335.78 crore) as directed by DMG (Department of Mines and Geology) Karnataka.

Notes to SFS - contd.

Note: 2.9 Current Tax Asset (Net)

INR in crore

Particulars	Figures as at the end of current reporting year 31st March 2024	Figures as at the end of previous reporting year 31st March 2023	Figures as at 1 st April 2022
Advance Income tax & TDS	7,718.67	9,379.67	8,803.32
Less : Provision	6,887.98	8,257.85	7,903.46
Total	830.69	1,121.82	899.86

Note: 2.10 Other Current Assets

INR in crore

Particulars	Figures as at the end of current reporting year 31st March 2024	Figures as at the end of previous reporting year 31st March 2023	Figures as at 1 st April 2022
Advances to suppliers, contractors and Prepaid expenses	911.97	1,188.30	684.14
Less Provisions	1.09	2.34	4.03
	910.88	1,185.96	680.11
ITC Receivables	817.57	586.83	489.75
Total	1,728.45	1,772.79	1,169.86

Note: 2.11 Assets Held for Disposal

INR in crore

Particulars	Figures as at the end of current reporting year 31st March 2024	Figures as at the end of previous reporting year 31st March 2023	Figures as at 1 st April 2022
Assets held for disposal	0.98	0.66	0.81
Total	0.98	0.66	0.81

Notes to SFS - contd.

Note: 2.12 Equity Share Capital

INR in crore

Particulars	Figures as at the end of current reporting year 31st March 2024	Figures as at the end of previous reporting year 31st March 2023	Figures as at 1st April 2022
Authorised:			
400,00,00,000 Equity Shares of Re. 1/- each (Previous year 400,00,00,000 Equity Shares of Re.1/- each)	400.00	400.00	400.00
Issued, Subscribed & Paid up:			
Opening Balance	293.07	293.07	293.07
293,06,05,850 (Previous year 293,06,05,850 Equity shares) of Re.1/- each fully paid up			
Add: issue of shares during the year			
Closing Balance	293.07	293.07	293.07
293,06,05,850 (Previous year 293,06,05,850 Equity shares) of Re.1/- each fully paid up			
Total	293.07	293.07	293.07

Addl. Notes :

- 1) No new shares were issued, during the current year & previous year
- 2) Terms/Rights attached to equity shares :

The company has only one class of equity shares having par value of Re.1/- each and each holder of equity shares is entitled to one vote per share.

- 3) The details of shares in the company held by each shareholder holding more than 5% shares :

Name of the Share holder	31-03-2024		31-03-2023	
	%of Holding	No. of Shares	%of Holding	No. of Shares
i) President of India	60.79	1,78,16,33,571	60.79	1,78,16,33,571
ii) LIC of India (incl all schemes)	6.67	19,55,80,072	11.53	33,77,84,217

Notes to SFS - contd.

Note: 2.13 Other Equity

INR in crore

Particulars	General Reserve	Retained earnings	Capital Redemption Reserve	Other Comprehensive Income	Total
Balance as at 1st April 2022	15,617.90	2,025.51	103.40	(164.62)	17,582.19
Profit for the year		5,528.63			5,528.63
Other Comprehensive Income net of tax				29.67	29.67
Demerger Expenses pursuant to scheme of arrangement		(2.27)			(2.27)
Interim dividend (2022-23)		(1,098.98)			(1,098.98)
Transfer to General Reserve	4,400.00	(4,400.00)			-
Total	4,400.00	27.38	-	29.67	4,457.05
Balance as at 31st March 2023	20,017.90	2,052.89	103.40	(134.95)	22,039.24
Balance as at 1st April 2023	20,017.90	2,052.89	103.40	(134.95)	22,039.24
Profit for the year		5,631.91			5,631.91
Other Comprehensive Income net of tax				(38.10)	(38.10)
Interim Dividend (FY 2023-24)		(1,685.11)			(1,685.11)
Final Dividend (FY-2022-23)		(835.23)			(835.23)
Transfer to General Reserve	3,000.00	(3,000.00)			-
Total	3,000.00	111.57	-	(38.10)	3,073.47
Balance as at 31st Mar 2024	23,017.90	2,164.46	103.40	(173.05)	25,112.71

NON-CURRENT LIABILITIES

Note 2.14.1 Borrowing (Non- Current)

INR in crore

Particulars	Figures as at the end of current reporting year 31st March 2024	Figures as at the end of previous reporting year 31st March 2023	Figures as at 1st April 2022
	-		
	-		
Total	-	-	

Notes to SFS - contd.

Note 2.14.2 Lease Liability

INR in crore

Particulars	Figures as at the end of current reporting year 31st March 2024	Figures as at the end of previous reporting year 31st March 2023	Figures as at 1 st April 2022
Lease Liabilities	1.67	4.74	5.85
Total	1.67	4.74	5.85

Note 2.14.3 Financial Liability (Non- Current)

INR in crore

Particulars	Figures as at the end of current reporting year 31st March 2024	Figures as at the end of previous reporting year 31st March 2023	Figures as at 1 st April 2022
Other financial Liabilities	150.28	150.28	150.28
Total	150.28	150.28	150.28

Note 2.14.4 Provisions(Non- Current)

INR in crore

Particulars	Figures as at the end of current reporting year 31st March 2024	Figures as at the end of previous reporting year 31st March 2023	Figures as at 1 st April 2022
Employee Benefits :			
Long Service Reward	36.80	34.50	45.37
Mine closure obligation	1,363.81	1,217.94	1,043.75
Provisions for de-commissioning liability (ARO Obligation)	3.39	3.12	2.88
Provision - Others (Refer Note 2.34.8)	26.75	-	
Total	1,430.75	1,255.56	1,092.00

Note: 2.15.1 Short Term Borrowings

INR in crore

Particulars	Figures as at the end of current reporting year 31st March 2024	Figures as at the end of previous reporting year 31st March 2023	Figures as at 1 st April 2022
Secured			
Loan against FDs (*)	-	415.98	1,788.05
Unsecured			
Working Capital Loan	1,792.00	-	4.45
Bill discounting of RINL against invoices	1,564.54	1,705.21	1,236.15
Total	3,356.54	2,121.19	3,028.65

(*) Over Drafts availed by pledging Fixed Deposits is NIL (PY ₹ 502 crore)

Notes to SFS - contd.

Note: 2.15.2 Lease Liability

INR in crore

Particulars	Figures as at the end of current reporting year 31st March 2024	Figures as at the end of previous reporting year 31st March 2023	Figures as at 1 st April 2022
Lease Liabilities	0.30	1.47	1.45
Total	0.30	1.47	1.45

Note: 2.15.3 Trade Payables

INR in crore

Particulars	Figures as at the end of current reporting year 31st March 2024	Figures as at the end of previous reporting year 31st March 2023	Figures as at 1 st April 2022
Total outstanding dues of micro and small enterprises	28.29	25.23	26.59
Other than micro and small enterprises	344.23	400.53	637.86
Total	372.52	425.76	664.45
Disclosure Relating to Micro and Small Enterprises	31-03-2024	31-03-2023	01-04-2022
i) (a). The principal amount remaining unpaid to the supplier as at the end of the year	28.29	25.23	26.59
ii) (b). The interest due on the above amount, remaining unpaid to the supplier as at the end of the year	Nil	Nil	Nil
iii) the amount of interest paid in terms of section 16, along with the amount of the payment made to the supplier beyond the appointed day during each accounting year;	Nil	Nil	Nil
iv) the amount of interest due and payable for the period of delay in making payment (which have been paid but beyond the appointed day during the year) but without adding the interest specified under Micro, Small and Medium Enterprises Development Act, 2006;	Nil	Nil	Nil
(v) the amount of interest accrued and remaining unpaid at the end of each accounting year; and	Nil	Nil	Nil
(vi) the amount of further interest remaining due and payable even in the succeeding years, until such date when the interest dues as above are actually paid to the small enterprise, for the purpose of disallowance as a deductible expenditure under section 23 of Micro, Small and Medium Enterprises Development Act, 2006.	Nil	Nil	Nil

Notes to SFS - contd.

Note: 2.15.3.(I) Trade Payable (Aging)

As at 31st March 2024

INR in crore

Particulars	Outstanding for following periods from due date of payments					
	Not due	Less than 1 year	1-2 years	2-3 years	More than 3 years	Total
i) MSME	7.36	19.08	0.50	0.29	1.06	28.29
ii) Others	19.24	165.55	28.88	23.05	107.51	344.23
iii) Disputed Dues: MSME	-	-	-	-	-	-
iv) Disputed Dues: Others	-	-	-	-	-	-
Total	26.60	184.63	29.38	23.34	108.57	372.52

Note: Due date is the date on which the amount to be paid to the vendor, for supply of goods and services, upon receipt and acceptance of goods / services as well as submission of various documents

Note: 2.15.3.(I) Trade Payable (Aging)

As at 31st March 2023

INR in crore

Particulars	Outstanding for following periods from due date of payments					
	Not due	Less than 1 year	1-2 years	2-3 years	More than 3 years	Total
i) MSME	8.44	15.48	0.15	1.16	-	25.23
ii) Others	23.28	225.28	52.67	79.93	19.37	400.53
iii) Disputed Dues: MSME	-	-	-	-	-	-
iv) Disputed Dues: Others	-	-	-	-	-	-
Total	31.72	240.76	52.82	81.09	19.37	425.76

Note: Due date is the date on which the amount to be paid to the vendor, for supply of goods and services, upon receipt and acceptance of goods / services as well as submission of various documents

Relationship with Struck off Companies

INR in crore

SI NO.	Name of the Struck Off Company	Nature of transaction	Transaction During the Year 2023-24	Balance Outstanding As at 31-Mar-2024	Relationship with the Struck off companies
1	Bharti Infratel Limited	Payable		0.009	Vendor
2	Deepak Industries Limited	Paid	0.002		Vendor
3	Network Security Pvt Ltd	Paid	0.003		Vendor
4	Pyrotech Electronics Pvt	Payable		0.005	Vendor
5	Pioneer Tech Engineering Services	Payable		0.013	Vendor
6	Pratah India	Paid / Payable	0.002	0.002	Vendor
7	The Leela Palace- New Delhi	Paid	0.711	-	Vendor
8	Hunting Hawks	Paid / Payable	0.002	0.000	Vendor
9	Dhruva Solutions Pvt Ltd	Payable		0.008	Vendor
10	Noice elevator & engineering work (*)	Payable		0.000	Vendor
11	Indus Hospital	Paid	0.012		Vendor
	Total		0.732	0.037	

(*) Figures "0.000" indicates values are in hundreds

Notes to SFS - contd.

Note: 2.15.4 Other Financial Liabilities

INR in crore

Particulars	Figures as at the end of current reporting year 31st March 2024	Figures as at the end of previous reporting year 31st March 2023	Figures as at 1st April 2022
Unpaid Dividend	2.99	3.55	3.84
Deposits from Suppliers, Contractors and Others	465.69	376.89	173.82
Capital Creditors	92.40	71.78	8.70
Other financial Liabilities (*)	558.02	444.31	335.06
Total	1,119.10	896.53	521.42

(*) NMDC has purchased a total quantity of 3036.19 wmt of coal from NMDC Steel Limited during the year 2022-23 and amount for ₹ 1.18 crore (PY ₹ 8.34 crore) is adjusted during the current year 2023-24 for Pellet Plant at Donimalai (Refer Note 2.32.5 (iii))

Note : 2.16 Other Current Liabilities

INR in crore

Particulars	Figures as at the end of current reporting year 31st March 2024	Figures as at the end of previous reporting year 31st March 2023	Figures as at 1st April 2022
Contract Liabilities (Refer Note - 2.32.3 - b)	852.94	860.09	1,068.65
Other Payables (like withholding and other taxes payable, amounts payable to employees and others)	61.65	57.98	46.49
Statutory Dues	2,109.59	1,417.77	1,519.91
Total	3,024.18	2,335.84	2,635.05

Note: 2.17.1 Provisions

INR in crore

Particulars	Figures as at the end of current reporting year 31st March 2024	Figures as at the end of previous reporting year 31st March 2023	Figures as at 1st April 2022
Employee Benefits :			
i) Long Service Reward	1.73	2.35	2.35
ii) Provision for gratuity, leave salary, family benefit scheme and post employment medical benefits	34.97	21.76	12.04
Provision for unspent CSR (*)	217.71	99.12	
Total	254.41	123.23	14.39

(*) Provision for unspent CSR includes ₹ 150.92 crore for FY 2023-24 and ₹ 66.79 crore for FY 2022-23

Notes to SFS - contd.

Note: 2.17.2 Current Tax Liabilities (Net)

INR in crore

Particulars	Figures as at the end of current reporting year 31st March 2024	Figures as at the end of previous reporting year 31st March 2023	Figures as at 1st April 2022
Income Tax liability (net) (*)	233.56	-	-
Total	233.56	-	-

(*) Liability related to FY 2021-22 (AY 2022-23) paid on 10th April 2024

Note: 2.18 Revenue from Operations

INR in crore

Particulars	Figures for the current reporting year 31st March 2024	Figures for the previous reporting year 31st March 2023
Sale of Products (Domestic):		
a) Iron Ore (*)	21,049.47	17,447.39
b) Sale of Power	6.25	6.08
c) Sale of Services	1.84	42.13
d) Sale of Pellets	232.40	165.50
e) Other operating revenue	3.85	5.78
Total	21,293.81	17,666.88

(*) w.e.f 18th July 2023, Company has switched over to inclusive pricing for Iron Ore, accordingly Iron Ore sales are reported in gross

Note: 2.19 Other Income

INR in crore

Particulars	Figures for the current reporting year 31st March 2024	Figures for the previous reporting year 31st March 2023
a) Interest Income:		
i) Deposits with Banks	921.05	415.40
ii) Others	110.68	128.23
	1,031.73	543.63
b) Gain in Exchange	0.13	1.49
c) Profit on sale/adjustment of assets	0.07	1.30
d) Profit on sale of Current investments(MF)	0.22	4.90
f) Other non operating income	323.39	196.53
Total	1,355.54	747.85

Notes to SFS - contd.

Note: 2.20 Consumption of Raw Materials

INR in crore

Particulars	Figures for the current reporting year 31 st March 2024	Figures for the previous reporting year 31 st March 2023
Iron ore	3.92	60.10
Lime Stone	1.72	1.08
Bentonet	1.52	1.02
Internal Handling of Raw Materials	13.81	8.39
Total	20.97	70.59

Note: 2.21 Changes in Inventories of Finished Goods and Work in Progress

INR in crore

Particulars	Figures for the current reporting year 31 st March 2024	Figures for the previous reporting year 31 st March 2023
Work-in-process:		
Balance as at the beginning of the Year	0.90	2.30
Less: Balance as at close of the Year	0.80	0.90
	0.10	1.40
Finished Goods:		
Balance as at the beginning of the Year	2,369.63	1,887.25
Less: Balance as at close of the Year	2,400.28	2,369.63
	(30.65)	(482.38)
Finished Goods (Iron Ore lying at Pellet Plant):		
Balance as at the beginning of the Year	0.43	0.70
Less: Balance as at close of the Year	13.58	0.43
	(13.15)	0.27
Finished Goods: (Iron Ore Pellets)		
Balance as at the beginning of the Year	28.60	12.98
Less: Balance as at close of the Year	50.98	28.60
	(22.38)	(15.62)
Total	(66.08)	(496.33)

Notes to SFS - contd.

Note: 2.22 Employee Benefit Expense

INR in crore

Particulars	Figures for the current reporting year 31 st March 2024	Figures for the previous reporting year 31 st March 2023
Salaries, Wages & Bonus	1,200.14	1,063.72
Contribution to Provident fund and other funds		
Provident Fund, FPS & DLI	63.21	55.70
Pension Fund	52.56	47.75
Group Gratuity Fund	9.14	9.18
Staff Welfare Expenses	294.39	350.15
Total	1,619.44	1,526.50

Note: 2.23 Power, Electricity and Water Charges

INR in crore

Particulars	Figures for the current reporting year 31 st March 2024	Figures for the previous reporting year 31 st March 2023
Power charges	138.07	117.67
Electricity charges	24.63	22.66
Water charges	5.38	3.74
Total	168.08	144.07

Note: 2.24 Repairs & Maintenance

INR in crore

Particulars	Figures for the current reporting year 31 st March 2024	Figures for the previous reporting year 31 st March 2023
Buildings	79.03	53.64
Plant and Machinery	64.25	63.82
Vehicles	1.00	0.93
Others	101.87	91.54
Total	246.15	209.93

Note: 2.25 Selling Expense

INR in crore

Particulars	Figures for the current reporting year 31 st March 2024	Figures for the previous reporting year 31 st March 2023
Railway freight	-	4.65
Infrastructure Development cess	35.03	30.14
Environmental Development cess	35.03	30.14
Other selling expenses	259.46	198.07
Total	329.52	263.00

Notes to SFS - contd.

Note: 2.26 Finance Cost

INR in crore

Particulars	Figures for the current reporting year 31 st March 2024	Figures for the previous reporting year 31 st March 2023
i) Interest on Short term Borrowings	71.34	68.30
ii) Interest - Others	6.63	6.69
iii) Interest on deposit from contractors, suppliers & others	0.27	0.24
Total	78.24	75.23

Interest on short term borrowing is for meeting working capital requirement.

Note: 2.27 Other Expenses

INR in crore

Particulars	Figures for the current reporting year 31 st March 2024	Figures for the previous reporting year 31 st March 2023
Rent	0.81	1.88
Insurance	10.01	11.70
Rates & Taxes	7.95	6.17
Directors' Travelling expenses	12.39	10.84
Directors' Sitting Fees	0.28	0.21
Payment to Auditors (including branch auditors):		
As audit Fee	0.74	0.55
For taxation matters	0.04	-
For Other Services	0.44	0.36
For reimbursement of expenses	0.03	0.06
Loss on sale/adjustment of Assets	0.79	1.21
Miscellaneous losses written off	1.01	3.69
Provision for doubtful debts/advances	3.61	13.02
Mine closure Obligation	145.84	174.15
Raising and Transportation	135.81	130.81
Local Area Development (Towards SPV in Karnataka)	589.80	395.44
Compensation paid to Statutory Agencies	0.01	-
Entertainment	2.50	3.84
Travelling & Conveyance	89.91	67.40
Advertisement & Publicity	29.54	27.41
Postage, Telephone & Telex	4.32	3.35
Stationery & Printing	3.96	2.20
Consultancy charges	28.19	10.88
CISF/Security guards	222.99	220.69
Safety expenses	0.39	0.60

Notes to SFS - contd.

Particulars	Figures for the current reporting year 31 st March 2024	Figures for the previous reporting year 31 st March 2023
Corporate Social Responsibility (*)	197.07	186.70
Loss in Exchange variation (net)	0.51	0.15
Environmental Development	22.50	47.32
Expenditure on enabling facilities for the company	175.09	154.06
Other expenses	131.53	130.01
Total	1,818.06	1,604.70
(*) CSR Expenditure for the Year	197.07	186.70
CSR Expenditure as per Statutory obligation(including Unspent Provision of ₹ 150.92 crore (PY ₹ 99.12crore)	197.07	186.70
	-	-

Note: 2.28 Exceptional Items

INR in crore

Particulars	Figures for the current reporting year 31 st March 2024	Figures for the previous reporting year 31 st March 2023
Expenditure	(282.15)	-
Expenditure towards regularization of Forest Land of 111.941 Ha at Donimalai Project, Karnataka (Refer Note - 2.34.8)		
Add:		
Income		
i) Amount Received from Monitoring Company - towards 10% of the amount With held (**)	-	957.60
ii) Amount Received agaisnt disinvestment of NINL (***)	-	279.67
Total	(282.15)	1,237.27

(**) Amount Received from Monitoring Company - towards 10% of the amount With held for the period 1st Jan 2019 to 31.03.2022 for Amount of ₹ 957.60 crore, as per note no. 2.34.5. in PY 2022-23

(***) Amount received against Strategic Disinvestment of NINL in PY 2022-23.

Notes to SFS - contd.

Note: 2.29 Tax Expenses

Reconciliation of Effective Tax rate and Statutory tax Rate as on 31st March 2024

INR in crore

Particulars	Figures for the current reporting year 31 st March 2024	Figures for the previous reporting year 31 st March 2023
CURRENT TAX		
Current Tax on profit for the year	2,117.62	1,664.65
Tax on discontinuing operations	(12.81)	9.98
Tax on OCI item	(0.33)	(0.23)
	2,104.48	1,674.40
Adjustment of current tax for prior period	231.18	172.13
Total current tax expenses	2,335.66	1,846.53
DEFERRED TAX		
Decrease/(increase) in deferred tax assets	15.72	247.90
(Decrease)/increase in deferred tax liabilities	15.90	23.53
Total deferred tax expenses/(benefit)	31.62	271.43
Total	2,367.28	2,117.96

Particulars	Amount Rs. In crore	Tax - ₹ In crore	Tax %
Accounting profit before tax from continuing operations	8,013.30		
Profit/(loss) before tax from discontinued operations	(1.32)		
Other Comprehensive Income	(50.91)		
Total	7,961.07		
Accounting profit before income tax			
Income tax rate			25.168
Tax at Income tax rate		2,003.64	
CSR expenses	197.07	49.60	0.623
Provision for bad & doubtful debts / advances	3.61	0.91	0.011
Depreciation	(32.99)	(8.30)	(0.104)
Increase in Doubtful Debt & Advances	0.54	0.14	0.002
Other items	232.41	58.49	0.735
Taxable income	8,361.71		
Current Tax on Profit for the year at 25.168%	2,104.48	2,104.48	26.43

Notes to SFS - contd.

NOTE 2.30 ADDITIONAL INFORMATION

INR in crore

Particulars	Figures for the current reporting year 31 st March 2024		Figures for the previous reporting year 31 st March 2024	
	Value	Percentage	Value	Percentage
2.30.1. Value of imports calculated on CIF basis:				
i. Components & Spare parts		20.99		5.48
ii. Capital Goods		25.75		11.77
2.30.2. Expenditure in foreign currency:				
i. Consultancy charges		-		-
ii. Others		0.61		3.44
2.30.3. Particulars of consumption of raw material				
Raw material	Value	Percentage	Value	Percentage
a) Imported	-	-	-	-
b) Indigenous	20.97	100.00	70.59	100.00
	20.97	100.00	70.59	100.00
2.30.4. Particulars of consumption of Stores & spares:				
Components & spare parts (including consumable stores)	Value	Percentage	Value	Percentage
a) Imported	1.85	0.31	1.69	0.30
b) Indigenous	586.49	99.69	554.65	99.70
	588.34	100.00	556.34	100.00
2.30.5. Foreign Exchange earnings :				
	-	-	-	-

Notes to SFS - contd.

2.31. Contingent liabilities and Commitments (to the extent not provided for)

A. Contingent liabilities

INR in crore

Sl. No.	Particulars	As at 31-03-2023	Additions	Deletions	As at 31-03-2024
1.1	Claims against the company not acknowledged as debts consisting of:				
a	Common Cause notice of the District Collector, Dantewada	1,623.44	-	-	1,623.44
b	GST and Service Tax	260.22	368.66	2.48	626.40
c	Property Tax	105.85	127.27	-	233.12
d	Forest Permit Fee	144.62	-	-	144.62
e	Export Tax	30.89	1.78	-	32.67
f	Income Tax	30.26	1.64	-	31.90
g	Others taxes	167.94	0.10	1.60	166.44
h	Claims by contractors under arbitration				
i.	On capital account	121.93	6.24	-	128.17
ii.	On revenue account	1.03	-	-	1.03
i	Other claims on company not acknowledged as debts	166.28	22.52	6.54	182.26
	Total	2,652.46	528.21	10.62	3,170.05
			31-Mar-2024	31-Mar-2023 Restated (Refer Note-2.34.13)	
1.2	Contingent liability on bills discounted/ LCs/ BG's		1,387.35		1,341.50

The Company's pending litigations comprise claims against the company and proceedings pending with Tax/ Statutory/Government Authorities. After review of all its pending litigations and proceedings, the company has made adequate provisions wherever required and disclosed under Contingent liabilities wherever applicable, in the financial statements. The Company does not expect the outcome of these litigations/proceedings to have a material impact on its financial position.

1.3 : Disputed claims under ' Karnataka Forest Act:

Government of Karnataka had introduced Forest Development Tax (FDT), to pay @ 12% on the sale value of iron ore with effect from 27.08.2008. NMDC preferred an appeal before Hon'ble High Court of Karnataka and the court passed an interim order directing the Company to pay 50% of FDT, consisting of 25% in cash and balance 25% in the form of Bank Guarantee.

The total implication @12% was ₹ 487.37 crores. Department has issued a demand notice for ₹ 121.84 crores (25% of 12%) towards FDT along with interest to the tune of ₹ 17.93 crores towards interest for delayed payment and sought Bank Guarantee for equivalent amounts. NMDC has paid ₹ 139.77 crores in cash and submitted B.G for equivalent amount.

Hon'ble High Court of Karnataka vide order dated 03.12.2015 had quashed the orders of Government of Karnataka levying the FDT and ordered refund of the tax collected within three months and accordingly the Company has lodged refund claims. However, Government of Karnataka has filed a Special Leave Petition with Hon'ble Supreme Court of India, challenging the orders of Hon'ble High Court of Karnataka. Hon'ble Supreme Court of India has accepted the same and imposed stay on refund of the FDT amount.

Notes to SFS - contd.

Against total liability of ₹ 523.22 crores (FDT ₹ 487.37 crores plus interest of ₹ 35.85 crores) NMDC has collected an amount of ₹ 253.99 crores (₹ 150.28 crores in cash and ₹ 103.71 crores in B.G) from customers and balance ₹ 269.23 crores is recoverable from the customers which is shown under contingent liability i.e ₹ 129.46 crores under disputed claims at 1.1.g and ₹ 139.77 crores under 1.2.

B. Commitments: (INR in crore)

Sl. No.	Particulars	As at 31-03-2024	As at 31-03-2023
1.1	Estimated Amount of contracts remaining to be executed on Capital account	3,231.05	3,252.42
1.2	Other commitments- commitments to subsidiaries and JV	Nil	Nil

2.32 DISCLOSURES UNDER ACCOUNTING STANDARDS

2.32.1 EMPLOYEE BENEFITS AS PER Ind - AS-19

GENERAL DESCRIPTION OF DEFINED/CONTRIBUTORY BENEFIT PLANS :

2.32.1 . A	Defined Contribution Plan
Pension Fund scheme	The company's contribution to the defined contribution pension scheme is remitted to a separate trust based on a fixed percentage of the eligible employees' salary. Company's liability is limited to the extent of fixed contribution.
2.32.1 . B	Defined Benefit Plan
1. Provident fund	The company's contribution to the provident fund is remitted to a separate trust based on a fixed percentage of the eligible employees' salary. Further, the company makes good the shortfall, if any, between the return from investments of trust and the notified rate of interest on actuarial valuation basis.
2. Gratuity	Eligible amount of Gratuity is paid to the employees on separation as per The Payment of Gratuity Trust as per Gratuity Act . The gratuity scheme is funded by the company and managed by NMDC Group gratuity Trust. The liability for the gratuity under the scheme is recognised on the basis of actuarial valuation.
3. Settlement Allowance	Employees are paid eligible amount at the time of retirement for their settlement by the NMDC Employees Superannuation Benefit Fund Trust. The liability for the same is recognised on the basis of the actuarial valuation.
4. Post Retirement Medical Facilities	Retired employees opting for the Post Retirement Medical Benefit Scheme on contribution of prescribed amount can avail medical benefits as per the Scheme. The liability under the scheme is recognised on the basis of the actuarial valuation and the liability is funded to and managed by NMDC Employees Superannuation Benefit Fund Trust.
2.32.1 . C	Other Long Term employee Benefits
1. Family Benefit Scheme	Monthly payments to disabled separated employees/legal heirs of deceased employees on deposit of prescribed amount, till the notional date of superannuation and the liability is funded to NMDC Employees Superannuation Benefit Fund Trust. The liability under the scheme is recognised on the basis of the actuarial valuation
2. Long Service Award	Employees are presented with an award in kind on rendering prescribed length of service. The liability under the scheme is recognised on the basis of the actuarial valuation.
3. Accrued Leave Salary	Encashment of accumulated leave payable as per the rules of the Company to the employees on separation is made by NMDC Employees Superannuation Benefit Fund Trust. The liability under the scheme is recognised on the basis of the actuarial valuation. The liability is funded to and managed by NMDC Employees Superannuation Benefit Fund Trust

Notes to SFS - contd.

2.32.1. D. OTHER DISCLOSURES :

i) Provident fund :

The company has obtained Actuarial valuation in accordance with Ind AS 19 of its Provident Fund and there is no shortfall in the funds managed by the trust as on 31st March 2024. The present value of obligation, the fair value of the plan assets and other key assumptions are summarised below.

Particulars	Year ended 31.3.2024	Year ended 31.3.2023
Fair Value of Plan Assets at end of year	1,995.87	1,806.71
Defined Benefit Obligation at end of year	1,988.54	1,802.81
Discount Rate	7.22%	7.50%
Guaranteed Rate of return	8.25%	8.15%
Interest Rate declared by the Trust (Expected)	8.25%	8.15%

Investments of Provident Fund

Particulars	% of Investment	
	31/3/ 2024	31/3/ 2023
Government Securities Bonds	61.61%	63.18%
Debt Instruments	28.84%	29.68%
Equity related Investments (MUF)	9.55%	7.14%
Total	100.00%	100.00%

ii) Other defined benefit plans :

(₹ in crore)

Particulars	Gratuity	Accrued Leave Salary (including Half Pay leave)	Settlement Allowance	Post retirement medical facilities	Family Benefit Scheme	Long Service Award
A. Changes in the present value of obligation for the year ended						
31st March 2023						
Present value of obligation at the beginning of the year	359.37	253.32	18.91	559.43	51.41	47.71
Interest cost	26.30	18.55	-	38.93	-	3.32
Current service cost	9.65	31.71	-	31.08	-	2.10
Past service cost	-	-	-	-	-	-
Benefits paid/payable	(33.40)	(14.41)	(0.60)	(49.62)	(10.40)	(0.35)
Actuarial gain/loss on obligation	(6.69)	(14.74)	(1.18)	(30.66)	12.47	(15.95)
Present value of obligation at the end of the year	355.23	274.43	17.13	549.16	53.48	36.83
31st March 2024						
Present value of obligation at the beginning of the year	355.23	274.43	17.13	549.16	53.48	36.83
Interest cost	25.41	20.10	-	38.99	-	2.76
Current service cost	9.42	71.70	-	32.37	-	1.43

Notes to SFS - contd.

Particulars	Gratuity	Accrued Leave Salary (including Half Pay leave)	Settlement Allowance	Post retirement medical facilities	Family Benefit Scheme	Long Service Award
Past service cost	-	-	-	-	-	-
Benefits paid/payable	(32.74)	(12.86)	(1.37)	(64.60)	(13.04)	(1.33)
Actuarial gain/loss on obligation	10.35	(65.72)	3.99	16.00	24.41	(1.15)
Present value of obligation at the end of the year	367.67	287.65	19.75	571.92	64.85	38.54
B. Changes in the fair value of the Plan Assets for the year ended						
31st March 2023						
Fair value of plan assets at the beginning of the year	353.02	257.98	47.00	591.22	39.37	-
Expected return on plan assets	25.35	19.80	3.48	40.23	1.81	-
Contributions	7.15	0.01	-	-	12.04	-
Benefits paid/payable	(33.40)	(14.41)	(0.60)	(49.62)	(10.40)	-
Actuarial gain/loss on plan assets	-	-	-	-	-	-
Fair value of plan assets at the end of the year	352.12	263.37	49.88	581.83	42.82	-
31st March 2024						
Fair value of plan assets at the beginning of the year	352.12	263.37	49.88	581.83	42.82	-
Expected return on plan assets	25.64	20.27	3.70	45.72	4.25	-
Contributions	3.76	11.06	-	-	10.66	-
Benefits paid/payable	(32.74)	(12.86)	(1.37)	(64.60)	(13.04)	-
Actuarial gain/loss on plan assets	-	-	-	-	-	-
Fair value of plan assets at the end of the year	348.78	281.84	52.21	562.95	44.69	-
C. Amounts recognised in the Balance sheet as on						
31st March 2023						
Present value of the obligations at the end of the year	355.23	274.43	17.13	549.16	53.48	36.83
Fair value of plan assets at the end of the year	352.12	263.37	49.88	581.83	42.82	-
Liability(+)/Asset (-) recognised in the balance sheet	3.11	11.06	(32.75)	(32.67)	10.66	36.83
31st March 2024						
Present value of the obligations at the end of the year	367.67	287.65	19.75	571.92	64.85	38.54
Fair value of plan assets at the end of the year	348.78	281.84	52.21	562.95	44.69	-
Liability(+)/Asset (-) recognised in the balance sheet	18.89	5.81	(32.46)	8.97	20.16	38.54

Notes to SFS - contd.

Particulars	Gratuity	Accrued Leave Salary (including Half Pay leave)	Settlement Allowance	Post retirement medical facilities	Family Benefit Scheme	Long Service Award
D. Amounts recognised in the Statement of P&L for the year ended						
31st March 2023						
Current service cost	9.65	31.71	-	31.08	-	2.10
Past service cost	-	-	-	-	-	-
Interest cost	26.30	18.55	-	38.93	-	3.32
Expected return on plan assets	(25.35)	(19.80)	(3.48)	(40.23)	(1.81)	-
Net actuarial gain/loss recognised in the year (OCI)	(6.69)	(14.74)	(1.18)	(30.66)	12.47	(15.95)
Total	3.91	15.73	(4.66)	(0.88)	10.66	(10.53)
31st March 2024						
Current service cost	9.42	71.70	-	32.37	-	1.43
Past service cost	-	-	-	-	-	-
Interest cost	25.41	20.10	-	38.99	-	2.76
Expected return on plan assets	(25.64)	(20.27)	(3.70)	(45.72)	(4.25)	-
Net actuarial gain/loss recognised in the year (OCI)	10.35	(65.72)	3.99	16.00	24.41	(1.15)
Total	19.54	5.81	0.29	41.64	20.16	3.04

E. PRINCIPAL ACTUARIAL ASSUMPTIONS :

DESCRIPTION	2023-2024	2022-2023	2021-2022
i. Discount Rate	7.22%	7.50%	7.32%
ii. Mortality Rate	IALM (2012-14) Till age 60 and IIAMT (2012-15) Thereafter	IALM (2012-14) Till age 60 and IIAMT (2012-15) Thereafter	IALM (2012-14) Till age 60 and IIAMT (2012-15) Thereafter
iii. Medical Cost Trend rates	6%	5%	5%
iv. Withdrawal rate	1%	1%	1%
iv. Future salary increase	6.50%	6.50%	6.50%

i) The discount rate adopted above is based on market yields at the balance sheet date on government bonds.

ii) In line with the report of the 3rd Pay Revision Committee, the ceiling of gratuity enhanced from ₹ 10 lakhs to ₹ 20 lakhs for provision of gratuity

Notes to SFS - contd.

F. Sensitivity analysis

The sensitivity of the defined benefit obligation to changes in the weighted principal assumption is :

a) Gratuity

(₹ in crore)

Particulars	1% Increase	1% Decrease	1% Increase	1% Decrease
	31/3/ 2024	31/3/ 2024	31/3/ 2023	31/3/ 2023
A Effect of 1% Change in the Assumed Discount Rate	338.67	401.28	316.81	372.60
1. Effect on DBO (%)	(7.89)	9.14	(7.50)	8.00
A Effect of 1% Change in the Assumed Salary Rate	376.97	356.60	355.58	327.97
2. Effect on DBO (%)	2.53	(3.01)	3.80	(4.30)
A Effect of 1% Change in the Assumed Attrition Rate	376.87	357.24	348.62	335.85
3. Effect on DBO (%)	2.50	(2.84)	1.70	(2.00)

b) Accrued Leave Salary

(₹ in crore)

Particulars	1% Increase	1% Decrease	1% Increase	1% Decrease
	31/3/ 2024	31/3/ 2024	31/3/ 2023	31/3/ 2023
A Effect of 1% Change in the Assumed Discount Rate	221.96	242.55	247.96	270.48
1. Effect on DBO (%)	(4.20)	4.70	(4.10)	4.60
A Effect of 1% Change in the Assumed Salary Rate	243.85	220.56	270.56	247.68
2. Effect on DBO (%)	5.20	(4.80)	4.60	(4.30)
A Effect of 1% Change in the Assumed Attrition Rate	231.70	231.82	258.63	258.74
3. Effect on DBO (%)	-	-	-	-

c) Accrued Leave Salary (Half Pay Leave)

(₹ in crore)

Particulars	1% Increase	1% Decrease	1% Increase	1% Decrease
	31/3/ 2024	31/3/ 2024	31/3/ 2023	31/3/ 2023
A Effect of 1% Change in the Assumed Discount Rate	51.60	60.85	14.88	16.73
1. Effect on DBO (%)	(7.70)	8.90	(5.60)	6.20
A Effect of 1% Change in the Assumed Salary Rate	61.15	51.27	16.73	14.87
2. Effect on DBO (%)	9.40	(8.30)	6.10	(5.60)
A Effect of 1% Change in the Assumed Attrition Rate	55.84	55.95	15.76	15.76
3. Effect on DBO (%)	(0.10)	0.10	-	-

Notes to SFS - contd.

d) Post Retirement Medical Facilities

(₹ in crore)

Particulars	+100 Basic Points	-100 Basic Points	+100 Basic Points	-100 Basic Points
	31/3/ 2024	31/3/ 2024	31/3/ 2023	31/3/ 2023
A Effect of Change in the Assumed Discount Rate	475.28	701.76	450.88	683.20
1. Effect on DBO (%)	(16.90)	22.70	(17.90)	24.41
A Effect of Change in the Medical inflation Rate	705.34	471.27	686.49	447.06
2. Effect on DBO (%)	23.33	(17.60)	25.01	(18.59)

e) Long Service Award Scheme

(₹ in crore)

Particulars	31/3/ 2024	31/3/ 2024	31/3/ 2023	31/3/ 2023
	+100 Basic Points	-100 Basic Points	+100 Basic Points	-100 Basic Points
A Effect of Change in the Assumed Discount Rate	34.77	42.95	33.29	41.00
1. Effect on DBO (%)	(9.76)	11.45	(9.64)	11.29
	1% Increase	1% Decrease	1% Increase	1% Decrease
A Effect of 1% Change in the Gold Rate	42.67	34.93	40.75	33.43
2. Effect on DBO (%)	10.73	(9.36)	10.62	(9.26)

f) Defined benefit liability

(₹ in crore)

The weighted average duration of the defined benefit obligation is 5 years for Leave encashment benefit ,10 years for gratuity scheme as on 31 March 2024 .The expected maturity analysis of gratuity and compensated absences is as under :

	Less than a year	Between 2 - 5 years	between 5 -10 years	Over 10 years	Total
31 March 2024					
Gratuity scheme	34.60	128.87	134.74	69.46	367.67
Accrued leave salary	43.25	129.22	59.29	-	231.76
Accrued Leave Salary (Half Pay Leave)	5.22	20.36	21.94	8.00	55.89
Post retirement medical benefits	17.01	80.09	131.99	342.83	571.92
Long Service Award Scheme	-	0.90	-	37.64	38.54
Total	100.08	359.44	347.96	457.93	1,265.78

Notes to SFS - contd.

(₹ in crore)

The weighted average duration of the defined benefit obligation is 6.99 years for Leave encashment benefit, 9.47 years for gratuity scheme as on 31 March 2023 .The expected maturity analysis of gratuity and compensated absences is as under :

	Less than a year	Between 2 - 5 years	between 5 -10 years	Over 10 years	Total
31 March 2023					
Gratuity scheme	37.75	135.56	144.43	37.49	355.23
Accrued leave salary	50.08	144.95	63.65	-	258.68
Accrued Leave Salary (Half Pay Leave)	1.57	7.82	6.36	-	15.75
Post retirement medical benefits	15.67	71.59	116.85	345.05	549.16
Long Service Award Scheme	-	1.54		35.29	36.83
Total	105.07	361.46	331.29	417.83	1,215.65

Investments of Gratuity Funds

Particulars	% of Investment	
	31/3/ 2024	31/3/ 2023
Insurance Funds with LIC	100%	100%
Total	100%	100%

Investments of Post Retirement Medical Banefit Scheme

Particulars	% of Investment	
	31/3/ 2024	31/3/ 2023
Insurance Investments	99.99%	99.99%
Cash at Bank	0.01%	0.01%
Total	100%	100%

Investments of Family Benefit Scheme

Particulars	% of Investment	
	31/3/ 2024	31/3/ 2023
Insurance Investments	100.00%	100.00%
Total	100%	100%

Investments of Leave Encashment

Particulars	% of Investment	
	31/3/ 2024	31/3/ 2023
Insurance Investments	100.00%	100.00%
Total	100%	100%

Notes to SFS - contd.

Investments of Settlement Allowance

Particulars	% of Investment	
	31/3/ 2024	31/3/ 2023
Insurance Investments with LIC	100.00%	100.00%
Total	100%	100%

g) Risk exposure:

Through the defined benefit plans, the Company is exposed to a number of risk, the most significant of which are detailed below.

i) Investment Risk

Most of the plan asset investments are in government securities, other fixed income securities with high rating grades and mutual funds/ ETFs (Exchange Traded Funds). The fair value of these assets is subject to volatility due to change in interest rates and other market & macro-economic factors. There is also a risk of asset liability matching i.e the cash flow for plan assets does not match with cash flow for plan liabilities.

ii) Change in discount rate:

The present value of defined benefit plan liabilities is calculated using a discount rate which is determined by reference to government bond's' yields at the end of the reporting period. A decrease (increase) in discount rate will increase (decrease) present values of plan liabilities, although this will be partially offset by an increase in the value of the plans' investments.

iii) Mortality rate risk

The present value of the defined benefit plan liability is calculated by reference to the best estimate of the mortality of plan participants both during and after their employment. As increase in the life expectancy of the plan participants will increase the plan's liability.

iv) Salary escalation risk

The present value of the defined benefit plan liability is calculated by reference to the future salaries of plan participants. As such, an increase in the salary of the plan participants will increase the plan's liability.

v) Turnover rate/Withdrawal rate of employee

If the actual employee withdrawal rate in the future turns out to be more or less than expected then it may result in increase/decrease in the liability.

2.32.2. Segment Reporting as per Ind - AS-108

A. Basis for segmentation

An operating segment is a component of the company that engages in business activities from which it may earn revenues and incur expenses and for which discrete financial information is available. All operating segments' operating results are reviewed regularly

by the Board of Directors to make decisions about resources to be allocated to the segments and assess their performance.

The company has two reportable segments, as described below, which are the company's strategic business units. These business units offer different products and services, and are managed separately because they require different technology and marketing strategies. For each of the business units, the company's Board reviews internal management reports on a periodic basis. Iron Ore being major segment contributes about 98.85% of total revenue of the company and all other items consisting of Iron Ore Pellets, Loading services, Wind Power sales contribute to 1.14% of total revenue

The following summary describes the operations in each of the company's reportable segments:

B. Information about reportable segments

Information regarding the results of each reportable segment is included below. Performance is measured based on segment profit (before tax), segment revenue and segment capital employed as included in the internal management reports that are reviewed by the board of directors. Segment profit is used to measure performance as management believes that such information is the most relevant in evaluating the results of certain segments relative to other entities that operate within these industries. Inter-segment pricing is determined on an arm's length basis.

C. Description and Type of Products under each segment:

Iron Ore - Extract and Sale of Iron Ore

All other segments:

Pellets - Manufacturing of Iron Ore Pellets

Wind Power - Generation and sale of Power to BESCOM

Loading Services - Loading of Iron Ore in to wagons / trucks

Information about major customers:

Revenue from three customers of Iron Ore Segment contributes to 56% of Company's revenue from Iron Ore Sales

Measurement of operating segment profit or loss, assets and liabilities:

Notes to SFS - contd.

The Accounting policies of operating segments are same as those described in the Material Accounting Policy Information of the Company.

Reportable Segments

Business Segments

(INR in crore)

Particulars	Iron Ore		All other Segments (Pellets, Other Minerals & Services)		Other reconciliation items		Grand Total	
	Current year	Previous year	Current year	Previous year	Current year	Previous year	Current year	Previous year
1. REVENUE								
External Sales	21,049.47	17,459.83	242.59	205.39	1.75	1.66	21,293.81	17,666.88
Inter-Segment Sales	-	-	-	-	-	-	-	-
Total Revenue	21,049.47	17,459.83	242.59	205.39	1.75	1.66	21,293.81	17,666.88
2. RESULT								
Segment Result	7,756.87	7,581.99	(140.25)	(152.84)	(124.09)	150.17	7,492.53	7,579.32
Unallocated Corporate Exps							(434.03)	(411.11)
Operating Profit							7,058.50	7,168.21
Finance Cost							(78.24)	(75.23)
Interest Income							1,031.73	543.63
Income Taxes							(2,380.10)	(2,107.98)
Net Profit							5,631.89	5,528.63
3. OTHER INFORMATION								
Segment Assets	14,755.36	14,589.71	470.90	476.64	20,122.83	14,580.56	35,349.09	29,646.91
Segment Liabilities	5,897.74	5,223.27	45.71	39.83	3,999.86	2,051.50	9,943.31	7,314.60
Additions to assets during the year :								
Tangible Assets	369.67	269.28	8.72	0.55	11.91	13.25	390.30	283.08
Intangible Assets	79.37	246.38	3.92	-	19.00	6.43	102.29	252.81
ROU Assets	2.88		-		-	-	2.88	-
Depreciation and Amortisation expenses during the year	305.75	258.42	1.16	33.10	38.90	43.89	345.81	335.41
Impairment reversal/provided	-		(8.76)	-	-	-	(8.76)	-
Non-Cash expenses other than	2.45	10.49	0.03	0.28	2.14	5.94	4.62	16.71
Depreciation & amortization								

Notes to SFS - contd.

Geographical Segments

Sales Revenue by location of Customers:

(INR in crore)

Revenue from External customers	Current year	Previous year
- Domestic	21,293.81	17,666.88
- Export : Through MMTC	-	-
Total	21,293.81	17,666.88

Assets by Geographical Location:

(INR in crore)

Location	Carrying amount of Segment Assets		Additions to Tangible and Intangible Assets	
	Curr. Year	Prev. Year	Curr. Year	Prev. Year
	Chattisgarh	13,091.48	11,514.31	338.00
Telangana & Andhra Pradesh	20,126.68	14,586.53	30.34	6.67
Karnataka	2,075.93	3,517.00	114.73	269.08
Others	55.00	29.07	12.40	0.52
Total	35,349.09	29,646.91	495.47	535.89

Note No. 2.32.3

Disclosures – Revenue (Ind AS 115)

a) Disaggregated revenue information

Set out below is the disaggregation of the Company's revenue from contract with customers

(INR in crore)

Segment	Year ended 31 st March 2024	Year ended 31 st March 2023
Type of goods or service		
Sale of goods		
-Iron ore	21,049.47	17,447.39
-Sponge iron	-	-
-Diamonds	-	-
-Sale of pellets	232.40	165.50
-Sale of power	6.25	6.08
Sale of services		
-Sale of services	1.84	42.13
Others		
Other operating revenue	3.85	5.78
Total revenue from contracts with customers	21,293.81	17,666.88
India	21,293.81	17,666.88
Outside India	-	-
Total revenue from contracts with customers	21,293.81	17,666.88
Timing of revenue recognition		
Goods transferred at a point in time	21,285.72	17,618.67
Services transferred over time	8.09	48.21
Total revenue from contracts with customers	21,293.81	17,666.88

Notes to SFS - contd.

Set out below, is the reconciliation of the revenue from contracts with customers with the amounts disclosed in the segment reporting

(INR crore)

Particulars	31 st March 2024		31 st March 2023	
	Sale of goods	Sale of services	Sale of goods	Sale of services
Revenue				
External customer	21,291.97	1.84	17,624.75	42.13
Inter-segment	0.00	-	-	-
Inter-segment adjustment and elimination	0.00	-	-	-
Total revenue from contracts with customers	21,291.97	1.84	17,624.75	42.13

b) Contract balances

(INR crore)

Segment	31 st March 2024	31 st March 2023
Trade receivables (Net)	3,499.21	4,361.23
Contract assets	-	-
Contract liabilities	852.94	860.09

Trade receivables are non-interest bearing . As on March 2024, ₹ 1,905.67 crore (March 2023: ₹ 1,905.13 crore) was recognised as provision for expected credit losses on trade receivables.

Contract assets are generally recognised in case of supply of services only when the receipt of money is conditional on milestone even after satisfaction of performance obligation. In case of sale of goods, directly receivable is recognised as company has unconditional right to payment from the moment performance obligation is satisfied.

Contract liabilities includes advance received from customer which will be adjusted towards supply of goods or services.

2.32.4: Accounting policies, change in Accounting Estimates and Errors (As per Ind-AS 8):

I Review of Accounting Policies

Ministry of Corporate Affairs vide notification dt. 31.03.2023 has made the following amendments to the existing IND AS vide Companies (Indian Accounting Standard) Amendment Rules, 2023. These amendments to the extent relevant to the Company's operation include amendment to IND_AS 01 (Presentation of Financial Statements) which requires the entities to disclose their material accounting policies rather than significant accounting policies which is reproduced below:

Para (G) (ii) of the notification:

In paragraph 10, in item (e), for the words “significant accounting policies”, the words “material accounting policy information” shall be submitted.

Further Para (G) (iv) of the notification states that:

“An entity shall disclose material accounting policy information. Accounting policy information is material if, when considered together with other information included in an entity's financial statements, it can reasonably be expected to influence decisions that the primary user of general purpose financial statements make on the basis of those financial statements”.

Accordingly, the significant accounting policies of NMDC Standalone Financial Statements (SFS) are reviewed in the current financial year 2023-24 in line with the amendments as per the above said notification and only Material Accounting Policy information is given. The changes made in the Accounting policies have no financial impact on the financial statements for the F.Y 2023-24.

Notes to SFS - contd.

2.32.5 : Related Party Disclosures (IndAS-24):-

i) List of related parties

	Country of incorporation	No. of Shares Held	Holding as at	
			31-03-2024	31-03-2023
A. Subsidiaries				
Legacy Iron Ore Limited	Australia	704,88,65,975	91.38%	90.02%
J & K Mineral Development Corporation Limited	India	28,51,002	95.86%	95.86%
Karnataka Vijaynagar Steel Limited	India	1,00,000	100%	100%
NMDC-SARL, Madagascar (Under closure)	Africa	41,85,590	100%	100%
NMDC-CSR Foundation	India	20,00,000	100%	100%
B. Joint Ventures				
Kopano-NMDC Minerals(Proprietary) Limited	South Africa	50	50%	50%
Jharkhand National Mineral Development Corporation Ltd.	India	6,000	60%	60%
NMDC-CMDC Ltd., Raipur	India	9,83,47,236	51%	51%
Bastar Railway Pvt. Ltd.	India	15,26,74,600	52%	52%
C. Associates				
Romelt-Sail(India) Limited (under closure)	Africa	1,05,000	25%	25%
International Coal Ventures (Pvt.) Ltd.	India	37,88,59,405	25.94%	25.94%
Krishnapatnam Railway Company Ltd.	India	4,00,00,000	6.40%	6.40%
Chhattisgarh Mega Steel Ltd.	India	13,000	26%	26%

D: List of Government Nominee / Independent Directors as on 31/03/2024

1. Smt. Sukriti Likhi - Government Nominee Director
2. Shri. Abhijit Narendra - Government Nominee Director
3. Shri. Vishal Babber - Independent Director
4. Dr. Anil Sadashivrao Kamble - Independent Director
5. Shri. Sanjay Singh - Independent Director

E: Key Management Personnel: (Directors) as on 31/03/2024

Directors:

1. Shri. Amitava Mukherjee - CMD (Additional Charge), Director (Finance)
2. Shri. Dilip Kumar Mohanty - Director (Production)
3. Shri. Vishwanath Suresh - Director (Commercial) *
4. Shri. Vinay Kumar - Director (Technical)

* Under suspension w.e.f 19th January 2024 in terms of order of Ministry of Steel, Govt. of India

Company Secretary - Shri A.S Pardha Saradhi

Notes to SFS - contd.

ii. Related Party Transactions:

INVESTMENTS IN SUBSIDIARIES:

INR in crore

Particulars	OB 01.04.2023	Additions	Deletions	CB 31.03.2024
a) Investment:				
Legacy Iron Ore Limited	214.70	104.93	-	319.63
J&K Mineral Development Corporation	28.51	-	-	28.51
Karnataka Vijaynagar Steel Limited	0.10	-	-	0.10
NMDC-SARL Madagaskar (under closure)	7.20	-	-	7.20
NMDC-CSR Foundation	2.00	-	-	2.00
Sub total	252.51	104.93	-	357.44
b) Investment De-ration				
- J&KMDC	28.51	-	-	28.51
- NMDC- SARL	7.20	-	-	7.20
Sub Total	35.71	-	-	35.71
Total (Net)	216.80	104.93	-	321.73

LOANS AND ADVANCES TO SUBSIDIARIES:

Particulars	OB 01.04.2023	Additions	Deletions	CB 31.03.2024
a) Loans & Advances:				
- J&K Mineral Development Corporation	24.39	1.43	-	25.82
- Karnataka Vijaynagar Steel Limited	642.44	0.25	-	642.69
- NMDC-SARL Madagaskar (under closure)	-	-	-	-
Sub total	666.83	1.68	-	668.51
b) Loans & Advances Deration				
Advances Deration- J&KMDC	24.39	1.43	-	25.82
Sub total	24.39	1.43	-	25.82
Total (Net)	642.44	0.25	-	642.69

INVESTMENTS IN JOINT VENTURE COMPANIES:

INR in crore

Particulars	OB 01.04.2023	Additions	Deletions	CB 31.03.2024
a) Investment:				
Kopano-NMDC Minerals (Proprietary) Limited (₹ 324/-)	-	-	-	-
Jharkhand National Mineral Development Corporation Ltd	0.01	-	-	0.01
NMDC-CMDC Ltd, Raipur	98.35	-	-	98.35
Bastar Railway Pvt Ltd	152.67	-	-	152.67
Sub total	251.03	-	-	251.03
b) Investment Deration				
	-	-	-	-
Sub total	-	-	-	-
Total (Net)	251.03	-	-	251.03

Notes to SFS - contd.

LOANS AND ADVANCES TO JOINT VENTURES:

INR in crore

Particulars	OB 01.04.2023	Additions	Deletions	CB 31.03.2024
a) Loans & Advances:				
Kopano-NMDC Minerals (Proprietary) Limited (₹ 324/-)	0.10	-	-	0.10
Jharkhand National Mineral Development Corporation Ltd	0.09	0.01	-	0.10
NMDC-CMDC Ltd, Raipur	55.61	-	-	55.61
Bastar Railway Pvt Ltd	-	-	-	-
Sub total	55.80	0.01	-	55.81
b) Loans & Advances Deration				
Advances Deration- Kopano NMDC	0.10	-	-	0.10
Sub total	0.10	-	-	0.10
Total (Net)	55.70	-	-	55.71

INVESTMENT IN ASSOCIATE COMPANIES:

INR in crore

Particulars	OB 01.04.2023	Additions	Deletions	CB 31.03.2024
a) Investment:				
Romelt-SAIL (India) Limited (under closure)	0.11	-	-	0.11
International Coal Ventures (Pvt) Ltd	378.86	-	-	378.86
Krishnapatnam Railway Company Ltd	40.00	-	-	40.00
Chhattisgarh Mega Steel Ltd	0.01	-	-	0.01
Sub total	418.98	-	-	418.98
b) Investment Deration:				
Investment Deration- Romelt-SAIL Ltd	0.11	-	-	0.11
Sub total	0.11	-	-	0.11
Total (Net)	418.87	-	-	418.87

OTHER RECEIVABLES FROM ASSOCIATE COMPANIES:

INR in crore

Particulars	OB 01.04.2023	Additions	Deletions	CB 31.03.2024
a) Other receivables:				
International Coal Ventures (Pvt) Ltd	-	0.67	-	0.67
Sub total	-	0.67	-	0.67
b) Other receivables Deration:				
International Coal Ventures (Pvt) Ltd	-	-	-	-
Sub total	-	-	-	-
Total (Net)	-	0.67	-	0.67

Aggregate amount of quoted investment is ₹ 319.63 crore (PY ₹ 214.70 crore). Aggregate amount of unquoted investments Gross ₹ 707.82 crore (PY ₹ 707.82 crore) and net ₹ 672.00 crores (PY ₹ 672.00 crore).

Notes to SFS - contd.

iii) Transaction with Entities under Common Control:

A) ₹ In Crore

Particulars	OB 01.04.2023	Additions	Deletions	CB 31.03.2024
a) Loans & Advances				
NSL (NMDC Steel Limited)	2,542.93	250.04	204.25	2,588.72
Sub total	2,542.93	250.04	204.25	2,588.72
b) Inter Company Sales				
NSL (NMDC Steel Limited)	144.43	1,251.18	.	1,395.61
Less:				
C) Inter Company Purchases				
NSL (NMDC Steel Limited)	8.34	76.76	75.58	9.52
Sub Total	136.09	1,174.42	(75.58)	1,386.09
Total (Net)	2,679.02	1,424.46	128.67	3,974.81

B) During FY 2023-24 an amount of ₹ 75.58 crore paid to NSL for sharing off water arrangement system for Slurry Pipe line Project.

INR in Crore

Particulars	As at 31 st March 2024	As at 31 st March 2023
Key Managerial Personnel:		
Key Managerial Personnel Remuneration	3.18	4.04

iv) Advance to Karnataka Vijayanagar Steels Ltd(KVSL):

The company has paid an advance amount of ₹ 639.61 crores towards cost of 2857.54 acres of land handed over by Karnataka Industrial Area Development Board (KIADB) for establishment of 3 MTPA integrated steel plant. The KVSL (100% Subsidiary of NMDC) has received land allotment letter dated 13.07.2017 on a lease cum sale basis and the land possession certificate dated: 11.01.2018 and revised possession certificate for 2843.98 acres vide letter dated 01.08.2018 from KIADB. Now, the land is under the possession of KVSL . However, the lease agreement is yet to be entered between the parties.

As per the conditions of the Allotment, Construction shall commence within 9 months and production shall commence within a period of 5 years from the date of taking over the possession. Meanwhile, KVSL has requested KIADB / Government of Karnataka for extension of the Lease period up to 99 years which is under review by Government of Karnataka. KIADB has agreed in principal for a period of 10 years in the place of 2 years. Considering the demerger of NSL, the company is exploring various business opportunities for the aforesaid land and hence the proposal for acquisition of the equity of KVSL in lieu of advances paid is pending. Considering these circumstances, the said advance has been classified under "Non-Current assets". The financial impact, if any, on NMDC is dependent on the final decision of the Government of Karnataka and mutual agreement between KIADB / Govt of Karnataka and KVSL

V) Employees outsourcing /deputing to NSL

The Company is seconding its personnel to entities under common control as per the terms and conditions agreed between the companies. The cost incurred by the Company towards superannuation and employee benefits are recovered from these companies.

Notes to SFS - contd.

2.32.6 Earnings per share (IND AS-33)-: The details are as under:

Particulars	Year ended	
	31-MAR-2024	31-MAR-2023
1. Profit after Tax (INR in Crore)	5,631.89	5,528.63
2. Weighted average No of Equity shares	293,06,05,850	293,06,05,850
3. Nominal value per Equity share (₹)	1	1
4. Basic and Diluted Earnings per share (₹)	19.22	18.86

2.32.7 Accounting for Deferred Taxes on income (Ind-As-12) : Necessary details have been disclosed in note no: 2.5.

2.32.8 Discontinuing Operations (IndAS-105):

Silica Sand Project, Lalapur

On 25/02/2008 the Board of directors had announced a plan to dispose-off the plant and machinery of Silica Sand Project, Lalapur which is included in the segment of "Other minerals and services." Pending disposal, the unit is kept under care & maintenance.

Screening Plant:

Board of director in its 525th meeting held on 10th December 2019 approved the termination of Screening Plant operation located at Vizag.

Details are as below:

INR in crore

Particulars	As at 31-Mar-2024	As at 31-Mar-2023
Silica Sand Project, Lalapur		
Carrying value of Assets	0.18	0.29
Carrying value of liabilities	-	0.90
Screening Plant -Vizag		
Carrying value of Assets	0.72	0.72
Carrying value of liabilities	0.17	0.17

The following statement shows the revenue and expenses of discontinued operations:

INR in crore

Particulars	For the year ended 31-Mar-2024	For the year ended 31-Mar-2023
A. Revenue		
Revenue from operations		
Other income	-	-
Total Revenue	-	-
B. Expenses		
Power, Electricity and Water	0.28	0.32
Repairs and Maintenance	-	-
Depreciation & Amortisation	-	-
Other expenses	1.04	0.59
Total Expenses	1.32	0.91
C.Profit(+)/Loss(-) from discontinued operations before tax (A-B)	(1.32)	(0.91)

Notes to SFS - contd.

2.32.9 Intangible Assets (IndAS-38) : R&D

The Research & Development expenditure, charged to Statement of Profit & Loss during the year is ₹ 23.36 crore (previous year ₹ 29.43 crore). It includes R&D net expenditure of ₹ 23.07 crores (PY ₹ 28.64 crores) and expenditure of ₹ 0.29 crores (PY ₹ 0.79 crores) on feasibility studies.

The amount of revenue expenditure incurred at Research & Development unit, Hyderabad is as under:

INR in crore

Head of account	FY 2023-24	FY 2022-23
Consumption of Stores and Spares	0.28	0.15
Power, Electricity & Water	0.29	0.78
Employee benefit expense	14.76	17.41
Repairs and Maintenance	1.57	2.26
Other expenditure	4.62	8.92
Depreciation & Amortisation	3.47	3.08
Total expenditure	24.99	32.60
Less : Other income	1.92	3.96
Total net R&D expenditure	23.07	28.64

During the year, at R&D unit, the additions to tangible assets (except land and buildings) are ₹ 1.13 crore. (Previous year ₹ 0.85 crore).

2.32.10 Joint Ventures (IndAS- 28) Jointly Controlled entities:

SI no	Name of the Joint Venture	Country of Incorporation	Proportion of ownership 2023-24	Proportion of ownership 2022-23
1	Kopano-NMDC Minerals (Proprietary) Limited	South Africa	50%	50%
2	NMDC CMDC Limited, Raipur	India	51%	51%
3	Jharkhand National Mineral Development Corporation Limited, Ranchi	India	60%	60%
4	Bastar Railway Pvt Ltd	India	52%	52%

2.32.11 Impairment of Assets (IndAS – 36):

The impairment of assets has been reviewed during the year in respect of the following cash generating units, included under the segment 'Other Minerals and Services'. The Assets considered for reversal of impairment in this financial year is ₹ 8.76 crore (PY impairment ₹ 1.92 crore):

INR in crore

Unit	Year of impairment	Impaired Amount as on 01-04-2023	Adjustments during 2023-24			Impaired Amount as on 31-03-2024
			Reversal	Deletion	Addition	
SSP, Lalapur	2005-06	12.54	-	-	-	12.54
SAF Plant at Sponge Iron Unit	2004-05	15.48	-	-	-	15.48
SIIL- Paloncha	2019-2020	3.37	-	-	-	3.37
SIIL- Paloncha	2021-2022	4.40	-	-	-	4.40
DMP, Panna	2021-2022	9.35	6.84	-	-	2.51
DMP, Panna	2022-2023	1.92	1.92	-	-	-
Total		47.06	8.76	-	-	38.30

Notes to SFS - contd.

1. The Recoverable amount of the assets of SSP, Lalapur unit has been arrived at considering the 'value in use'. Since the value in use has resulted in negative cash flows, the recoverable amount has been taken as nil without applying any discount rate.
2. In the case of SAF plant at the Sponge Iron Unit, the impairment is based on fair value as assessed by the approved Valuer.
3. In case of SIIL plant, Impairment is based on the assessed fair value.
4. As per the MMDR Amendment Act, 2015, Supplementary Mining Lease of Panna was extended for a period of 50 years from the initial grant i.e. up to 30.06.2020. Consequently, Forest Clearance was extended up to lease validity as per MoEF&CC Circular dated 01.04.2015. After extension of supplementary mining lease by Government of Madhya Pradesh up to 30.06.2040, the Forest Clearance has also been extended up to 30th June 2040 vide letter no. F-5-11/2021/10-3 dated 6th January 2021 issued by Forest Department, Madhya Pradesh. However, the operation is stalled for want of wildlife clearance. Since the unit is not in operation since 01.01.2021. During the year 2022-23, though the company has secured the permission on 30.11.2022 for continuation of operation from Hon'ble Supreme Court of India for 20 years, Company requires Environment Clearance from MOEF & CC for resumption of operations for which company filed applications in September 2018 and was expected from MOEF & CC by September 2023.

Considering the above company has impaired the Fixed Assets and CWIP ₹ 11.27 crores up to F.Y 2022-23.

During the current financial 2023-24, the project received the environmental Clearance from MoEFCC on 22.02.2024 & started the mining operation on 11.3.2024. Considering the current position of the company, the impairment made up to 31st March 2023 for ₹ 8.76 crore (including ₹ 2.84 pertaining to CWIP) is reversed during the current financial year 2023-24

2.32.12 Provisions, Contingent Liabilities and Contingent Assets (IndAS-37) :

Necessary details in regard to provisions have been disclosed in notes 2.14.4, 2.17.1 & 2.31:

2.33: Disclosure as required under Regulation 34(3) and 53(f) of SEBI (LODR) Regulations, 2015

2.33.1 Loans and advances in the nature of loans to Subsidiaries/Jvs/Associates where there is no repayment schedule or no interest:

INR in crore

Name of the Subsidiary	Maximum Balance outstanding	
	As at 31-Mar-2024	As at 31-Mar-2023
J&K Mineral Development Corporation Limited, Jammu	25.82	24.39
NMDC Power Ltd, Hyderabad	-	-
Jharkhand Kolhan steel Limited	-	-
Karnataka Vijayanagar Steel Limited	642.69	642.44
NMDC Steel Limited	-	-
NMDC CSR	-	-
Total	668.51	666.83
Advances derated / Provision made - JKMDDC	25.82	24.39

INR in crore

Name of the Joint Venture	Maximum Balance outstanding	
	As at 31-Mar-2024	As at 31-Mar-2023
Kopano-NMDC Minerals (Proprietary) Limited	0.10	0.10
Jharkhand National Mineral Development Corporation Ltd.	0.10	0.09
NMDC-CMDC Ltd., Raipur	55.61	55.61
Bastar Railway Pvt. Ltd.	-	-
Total	55.81	55.80
Advances derated / Provision made - Kopano	0.10	0.10

Notes to SFS - contd.

Name of the Associates	Maximum Balance outstanding	
	As at 31-Mar-2024	As at 31-Mar-2023
Neelachal Ispat Nigam Ltd	-	84.27
Total	-	84.27

2.33.2 There are no Investments by the loanees as mentioned in 2.34.1 in the shares of NMDC Ltd.

2.33.3: There are no loans and advances in the nature of loans to firms/companies in which directors are interested except as stated above.

2.34. Others:

2.34.1 Income Tax :

a) For the A.Y 2022-23 (FY 2021-22), Company has filed return with refundable amount of ₹ 288.09 crore and same is received by NMDC on 20.05.2023 as per the intimation u/s 143 (1). Due to demerger of the units (NISP), Company filed modified return on 30.05.2023 by paying the amount of ₹ 26.34 crores which was received in excess as per intimation u/s 143(1). Hence, net refund received by NMDC is ₹ 261.75 crores.

After completion of assessment under section 143 (3) of IT Act, NMDC has received a notice of demand U/s 156 of the IT Act on 13.03.2024, by disallowing expenditure of ₹ 879.60 crores , with a tax implication of ₹ 233.56 crores (including interest). NMDC has filed appeal on 10.04.2024 before CIT (A) against the above demand by paying total demand under protest. The above demand of ₹ 233.56 crores is shown under earlier year's tax expenses in the accounts of FY 2023-24. The net impact in the earlier year tax expenses including adjustment pertaining to other cases is ₹ 231.18 crores.

b) Current tax assets (net) (note no 2.9) includes an amount of ₹ 109.60 crores (PY 302.12 crores) receivable from Income Tax Department under Vivad se Vishwas (VSV) , towards settlement of all disputed income tax cases up to assessment year 2017-18.

2.34.2 Treatment of expenditure incurred on Assets not owned by the Company:

During the year an amount of ₹ 0.91 crore (PY- ₹ 2.33 crore), ₹ 170.58 crore (PY. ₹ 140.50 crore) and ₹ 3.60 crores (PY 11.23 crore) is utilised by Railways for the doubling of Railway line between Jagdalpur to Ambagaon and Kirandul to Jagdalpur and for upgradation of In motion Weigh Bridge & other railways assets respectively and the total amount of ₹ 175.09 crore (PY. ₹ 154.06 crore) is included in "Other Expenses".

2.34.3 Property, Plant & Equipment (PPE)

As per Ind AS 16, items such as spare parts, stand by

equipment and service equipment are to be capitalized when they meet the definition of PPE and are expected to be used for more than one accounting year. After review of the inventory values and its consumption patterns in the major production Units, Company based on materiality has fixed a threshold limit of ₹ 20 Lakhs for such spare parts, stand by equipment and service equipment meeting the definition of PPE. On issue of said PPE, the WDV is allowed to be depreciated over the life of the main asset or the life of the equipment whichever is less.

Gross value of Spare parts, stand by equipment and service equipment meeting the definition of PPE capitalised during the Year 2023-24 is ₹ 75.26 crore (PY ₹ 79.07 crore).

2.34.4 Transactions with NSL (NMDC Steel Limited):

The demerger scheme of arrangement between NMDC Limited (NMDC) and NMDC Steel Limited (NSL) and their respective shareholders and creditors involving demerger of NMDC Iron & Steel Plant (NISP) from NMDC was duly sanctioned by the Ministry of Corporate Affairs ("MCA") vide its order dated 6th October 2022.

The Company received the Order on 11th October 2022 and filed the same with the concerned Registrar of Companies on 13th October 2022. Hence, the Scheme is operative from 13th October 2022 (Effective Date). The Appointed Date of the Scheme is 1st April 2021. Accordingly, with effect from the Appointed Date, the entire Demerged Undertaking of NMDC Limited has been transferred and vested into NMDC Steel Limited.

As per the scheme of demerger, NMDC shall act in trust for NSL (earlier known as NISP). Accordingly, the expenditure incurred by NMDC on behalf of NSL amounting to ₹ 2,502.64 crores is shown under "Non-Current Assets – Other Financial Assets". This amount has arisen on account of demerger (with different Appointed date and Effective date) as per the scheme approved by the MCA with no specific timelines for repayment of the said amount in the scheme. Accordingly, this is classified under "Non-current Assets". Further, this transaction is unique in nature and not a regular transaction in the course of business. In the absence of a repayment schedule in the scheme and having regard to the fact that NSL is in its first year of commercial operations, the timing of cash flow is uncertain and is not practicable for the company to estimate the timing of recovery of these amounts at this point of time and hence, discounting has not been applied. In view of the expected scaling up of operations, resulting in positive cashflow of NSL from FY

Notes to SFS - contd.

2024-25, the management of the company is confident of the ultimate recovery of these amounts.

2.34.5 Dues from Monitoring Committee- Donimalai complex in Karnataka:

The total trade receivables from Monitoring Committee as on 31st March 2024 is ₹ 1889.83 crores (PY- ₹ 2,907.91 crores). This includes ₹ 22.18 crores towards long pending dues for supply of LG Fines to Pellet plant and ₹ 1,867.65 crore towards 10% of sales proceeds retained by Monitoring Committee for the period prior to 1st April 2019.

Hon'ble Supreme Court of India vide its interim order dated 22nd February 2023 directed KMERC to refund 10% amount collected for the period from 1st January 2019 to 31st January 2023. Accordingly, NMDC received an amount of ₹ 1326.84 crore, from KMERC on 20th April 2023.

As the Supreme court order was dated 28.02.2023, NMDC Limited has contributed additional 10% amounting to ₹ 24.52 crore during the month of Feb'23 to MC. MC in turn has remitted the amount to KMERC. The matter is communicated to M/s KMERC along with documentary evidence for refund of the same. However, M/s KMERC has advised during the month of Nov' 23 to await for further orders of Hon'ble Supreme court.

During 2023-24, Hon'ble Supreme Court of India vide its final order dated 14th March 2024 rejected the prayer of NMDC to refund the 10% amount retained by MC pertaining to the period prior to 31st December 2018. However, clarified that NMDC will be liable to pay contribution to the SPV @ 10% of the sale proceeds w.e.f. 1st January 2019 and thereafter. Any excess amount above 10%, collected/paid by NMDC on and w.e.f 1st January 2019 will be refunded.

Accordingly, KMERC has refunded ₹ 24.52 crore additional SPV paid during the month of Feb'23, on 29th April 2024.

As NMDC is in the process of filing revision petition before the Hon'ble court against the above order, the dues recoverable from MC for the period prior to 31st December.2018 ₹ 1867.65 crore and the equal amount of ECL are continued in books of Accounts.

2.34.6 Amount Recovered by Monitoring Committee:

Monitoring Committee has recovered an amount of ₹ 124.77 crore against the sale of DIOM LG fines during the year 2011-12 to 2017-18 which has been protested by NMDC and filed Revision Application with Mines Tribunal on 08.07.2022. This has been shown as Amount paid under protest.

2.34.7 Common Cause Judgement for Bailadila Sector:

The Company had received Show Cause Notices dated July 31, 2018 from Dist. Collector, South Bastar Dantewada as to why NMDC should not be asked to deposit an amount of ₹ 7,241.35 Crores as compensation

computed by the District Collector based on the Common Cause Judgement related to Orissa Iron ore mines (Writ Petition Civil No 114 of 2014 dated August 02, 2017) by Hon'ble Supreme Court. The Company has been contesting the said Show Cause Notices with Dist. Collector, South Bastar Dantewada on the ground that the said judgement is not applicable to NMDC.

Subsequently, the Company had received revised show cause notices dated September 26, 2019 with revised amount of ₹ 1,623.44 Crores from the District Collector, South Bastar, Dantewada. NMDC while reiterating the fact of non-applicability of the Hon'ble Supreme Court Judgement in the state of Chhattisgarh, sought time for replying to the show cause notices. Further to this, the Office of Dist. Collector, South Bastar, Dantewada had issued demand notices dated November 15, 2019 for the amount of ₹ 1,623.44 Crores (i.e., Bachel - ₹ 1,131.97 Crores and Kirandul ₹ 491.47 Crores) to be deposited within 15 days of the notice. Considering that the Mining Leases of the company in the State of Chhattisgarh were due for renewal from March 31, 2020, the Company had paid an adhoc amount of ₹ 600 Crores under protest and had also filed writ petition in the Hon'ble High Court of Bilaspur, Chhattisgarh and a Revision application with Mines Tribunal, Ministry of Mines, Government of India, New Delhi praying to set aside the demand notices.

Hon'ble High Court of Bilaspur has heard the matter on February 19,2020 and sought certain clarifications from the respondent and directed 'no coercive action till March 12, 2020 and listed the case for March 12, 2020. However due to the COVID-19 pandemic, no further hearings could take place then. Revision application with Mines Tribunal, Ministry of Mines, Government of India New Delhi was heard on March 09, 2022 wherein the representatives of State Government of Chhattisgarh were directed to file comments/ para wise reply.

Thereafter, hearing was held on June 28, 2023 where-in Mines Tribunal expressed that comments / para wise replies of the State Government of Chhattisgarh are not yet received by the tribunal. Subsequent hearing was held on September 13, 2023 where-in Mines Tribunal advised NMDC to collect the comments/ replies of the State Government of Chhattisgarh and submit the Comments of NMDC. Accordingly, NMDC has persuaded with the State Government of Chhattisgarh and obtained copy of the comments of State Government on October 23, 2023. Recent hearing took place on January 10, 2024, where in NMDC has requested time to file a rejoinder affidavit to the counter reply filed by the State Government of Chhattisgarh. Accordingly matter has been adjourned and the company is awaiting for next date of hearing by Mines Tribunal for filing the rejoinder.

Since the above matter is sub-judice, pending the final judgement, the amount of ₹ 600 Crores paid under protest is reported under "Other Non-Current Assets" and the demand amount of ₹ 1,623.44 crores has been

Notes to SFS - contd.

considered as “Contingent Liabilities”.

2.34.8: Regularization of Forest Land at Donimalai Iron Ore Project

During the financial year 2023-24, Ministry of Environment, Forest and Climate Change of India (MoEF&CC) has accorded in-principle approval (stage-I) for diversion & regularization of 98.438 Ha (96.868 ha + 2.57 Ha) of Forest Land outside the mine lease of Donimalai Iron Ore Mine under Forest conservation Act, 1980. The demand made by the department towards penal charges and interest of ₹ 255.40 crores is paid. Further, company has reviewed and identified an area of 12.503Ha for regularisation with an estimated implication of ₹ 32.88 crore (NPV – ₹ 1.54 cr, CA – ₹4.59 cr, Interest & penal charges – ₹ 26.75 cr) and ₹ 26.75 crores towards interest and penal charges and same is accounted in the books. Total amount of ₹ 282.15 crores representing penal charges and interest is charged to the Statement of Profit and Loss and shown as Exceptional Item.

2.34.9 Allotment of Coal Block

Tokisud North Coal Mine

Ministry of Coal declared NMDC as a successful allottee for Tokisud North coal mine, in Jharkhand, on 16.12.2019. Allotment Agreement is signed on 24.12.2019 and Allotment order issued on 17.08.2020.

NMDC paid the fixed Cost of ₹ 303.72 crores (PY- ₹ 303.72 crore), upfront amount of ₹ 21.60 crore (PYRs.21.60 crore) and other ₹ 6.31 crore up to 31.03.2024. All the amounts paid up to 31.3.2024 are included under Capital Advances (Note 2.6). NMDC submitted a Bank guarantee of ₹ 71.09 crore (PY ₹ 71.09 crore) pending execution of lease deed. Mine Developer cum Operator (MDO) has been appointed on 16.09.2021. Company has obtained Transfer of Environmental

clearance and Forest Clearance (State-II). Out of the total 263.89 Ha of freehold land vested to NMDC, due to CNT related issues District Authority has cancelled registration of 233.57 Ha of land. Hence, NMDC has initiated process of acquisition of land under CB (A&D) Act 1957, Section 4 notification issued on 21.02.2024

Rohne Coal Mine

Ministry of Coal declared NMDC as a successful allottee for Rohne Coal Mine, in Jharkhand, on 17.03.2020. Allotment Agreement of the coal mine is signed on 17.02.2021 and allotment order issued on 18.06.2021. NMDC paid, as on 31.03.2024, the fixed Cost of ₹ 40.02 crores (PY ₹ 40.02 crore), upfront amount of ₹ 33.16 crore (PY ₹ 33.15 crore), ₹ 1.01 crore (PY 1.01) towards NPV & CA charges for exploration, ₹ 0.97 crore towards DGPS Survey charges and ₹ 95.62 crore to Jharkhand CAMPA for Stage 1 FC transfer from Rohne Coal company to NMDC and others ₹ 0.86 crore up to 31.03.2024. All the amounts paid up to 31.3.2024 are included under Capital Advances (Note 2.6). Company has submitted a Bank guarantee of ₹ 405.17 crore (PY ₹ 405.17 crore) Pending execution of lease deed. Company has obtained Transfer of Environmental clearance and Forest Clearance (Stage-I). Company is in the process of complying conditions given in stage-I forest clearance. Company has initiated process of acquisition of land under CB(A&D) Act 1957 & Section 4 notification issued on 12.12.2023.

2.34.10 Sale of Iron Ore to Pellet Plant at Kumaraswamy, Karnataka:

W.e.f Oct-22 NMDC-DIOM/KIOM is selling the Iron Ore to Pellet Plant directly based on the order of Hon'ble Supreme Court dt. 20.05.2022 and accounting the same as Inter Unit Sales. The Inter Unit sales, consumption and inventory is eliminated during consolidation and Iron Ore lying at Pellet Plant is valued at cost.

The details are mentioned hereunder:

SI No.	Particulars	Qty (wmt)		Amount (₹ in Crore)	
		2023-24	2022-23	2023-24	2022-23
1	Iron Ore-Inter Unit Revenue	3,52,071.89	88,110.87	131.11	32.00
2	Consumption of RM @ PPT	(299535.03)	(85,995.90)	(108.02)	(31.12)
3	RM inventory @ PPT	(52536.86)	(2,114.97)	(23.08)	(0.88)
	Total	-	-	-	-

2.34.11 Review for Impairment of Investment in Legacy Iron Ore Ltd, Australia (LIOL):

The total investment of the Company in LIOL is ₹ 319.64 crore as on 31.3.2024. This is 91.38% of the total shareholding of the Company. This investment in Legacy was reviewed for impairment with reference to Ind AS 36.

Legacy Iron has started gold mining operations from Nov -2023 in three tenements of Mt. Celia. Further, Legacy has raised capital through right issue in the month of February' 2024, with the recent capital raising, the board of Legacy has approved aggressive exploration plan at mt. Celia and other gold tenements aiming to achieve significant addition in the existing resources.

Notes to SFS - contd.

Legacy Iron Ore Limited is an active exploration company with a diverse portfolio. For an exploration company, the future cash flows are from the exploration tenements which have been recognised as assets i.e., Exploration and Evaluation (E&E) Assets. LIOL E&E assets as on 31.03.2024, after transfer of exploration expenses of ₹ 11.05 crore (representing 18% interest) to Hancock pertaining to Mount Bevan tenements, is ₹ 98.65 crores (Previous year ₹ 87.60 crores).

Further the quoted price of LIOL share as on 31.03.2024 is AUD \$ 0.015 (Previous year AUD \$0.015) with a market capitalisation of AUD 105.73 million (Previous year AUD 96.07 million). The market capitalisation of the company is more than its net assets of AUD 35.50 million (Previous AUD 24.85 million) as on 31.03.2024. NMDCs share of Market cap @ 91.38% to approx. ₹ 587.44 crores (Previous year ₹ 476.06 crores) which is more than the investment of ₹ 319.64 crore (Previous year ₹ 214.70 crores) in LIOL.

Legacy has a JV agreement with for Mt.Bevan Iron ore project, partnering with Hancock Prospecting Pty Ltd (HPPL) which is a mining giant in Australia with rich experience of developing green field iron ore projects. This has opened pathway for Legacy to develop its Iron Ore project. It is informed by JV partner that they have completed exploratory drilling activities and progressing towards completion PFS.

During the financial year the company also entered into a new JV agreement (Other minerals) with HPPL for lithium and other mineral exploration at Mt Bevan.

It is also noted that, Legacy is having a cash reserve of AUD 16.22 million which makes the company self-reliant to fund its day-today operation.

In view of above no impairment is considered for Goodwill as well as Investment in LIOL for the current FY 2023-24.

2.34.12 CSR Expenditure:

- a) Gross amount required to be spent by the company during the year is ₹ 197.07 crore (2% of the last three years average PBT ₹ 9853.56 crore), (Previous Year ₹ 186.70 crore (2% of the last three years average PBT ₹ 9334.85 crore)).
- b) Disclosure in respect of the expenditure on Corporate Social Responsibility activities INR In Crore

SI No.	Particulars	2023-24	2022-23
A	Amount required to be spent by the corporation during the year	197.07	186.70
B	Amount spent during the year	46.15	87.58
C	Shortfall at the end of the year (closing provision)	150.92	99.12
D	Amount spent during the CY against outstanding provision FY 2022-23	-	33.35
E	Interest Accrued during the year 2023-24	-	1.02
F	Unspent CSR expenses carry forward to next Financial Year	150.92	66.79

Particulars	In Cash	Yet to be paid in cash	Total
1. Construction/ Acquisition of any assets	-	-	-
2. On purpose other than (1) above	46.15	-	46.15

c) Provision of ₹ 150.92 crore (Previous year ₹ 99.12 crore) is created for the short fall and shown under Schedule No. 2.17 provision for unspent CSR

d) Total of previous year shortfall : ₹ 66.79 crore for FY 2022-23
 ₹ 150.92 crore for FY 2023-24

e) Reason for shortfall : The shortfall for FY 2023-24 ₹ 150.92 crore (PY 2022-23 ₹ 66.79 crore) from the stipulated and prescribed spend is on account of delay in certain projects due to certain limitations faced by state authorities. However, the shortfall has been allocated against the specific projects and would be spent as per the provisions of companies Act 2013.

f) Nature of CSR activities: The corporation undertakes impactful social projects which are in lignment with the areas specified under Schedule VII of the companies Act 2023 of which the company takes up CSR projects largely in the projects related to Education, Health & Hygiene, Nutrition, Drinking Water, Rural Development, Skill Development and Income Generation, Promotion of Sports, Protection of Cultural and Heritage, Food Relief & Natural Calamities, Environment & Others.

Notes to SFS - contd.

- g) Details of related party transaction: Nil
- h) Where a provision is made with respect to a liability incurred by entering a contractual obligation, the movement in the provision during the year should be shown separately. : Nil

2.34.13 Bill Discounting:

In accordance with IND AS 8 “Accounting Policies, Changes in Accounting Estimates and Errors” and IND AS 1 “Presentation of Financial Statements”, the Company has retrospectively restated Balance Sheet as at 31st March 2023 and 1st April 2022 (beginning of the preceding period) and Statement of Cash Flow for the year ended 31st March 2023 for the following reason:

The Company had been presenting the trade receivables net of amount discounted and was disclosing the amount of bills discounted under contingent liabilities for possibility of recourse to the company in the Financial Statements. During the year,

an opinion has been pronounced by Expert Advisory Committee (EAC) of Institute of Chartered Accountants of India (ICAI) stating that the bills discounted having recourse to the Company should not be adjusted from the trade receivables, instead should be disclosed under borrowing – current financial liabilities. The Company has evaluated implementation of the EAC opinion thus presenting the amount realised through bills discounting (outstanding as on 31st March 2024 with Bank) under financial liability as current borrowings instead of netting off from trade receivables.

Accordingly, the Company has changed the accounting and presentation of the amount received from bills discounting which is outstanding as at 31st March 2024 as current borrowings from the financial year 2023-24 and corresponding changes in the previous periods have also been carried out. The changes in the presentation do not have any impact on the Statement of Profit and Loss as well as Statement of Changes in Equity of the Company for all the reported periods.

2.34.14 Breakup of Royalty and other levies expenditure:

Sl. No	Particulars	FY 2023-24	FY2022-23
1	Royalty	3,271.97	2,843.46
2	District Mineral Foundation Fund	981.59	853.04
3	National Mineral Exploration Trust Fund	65.44	56.75
4	Additional Royalty (22.50% premium)	4,894.74	3,971.39
5	Other levies	0.39	0.40
	Total	9,214.13	7,725.04

2.34.15 Chigargunta-Bisanatham gold block

Company had secured the Letter of Intent (LOI) on 07.10.2022 for Chigargunta-Bisanatham Gold block for 262.01 hactor of land through the Mineral Auction of Andhra Pradesh held in July, 2018. For the above purpose a performance bank guarantee of ₹ 12.39 crore valid upto 2nd April 2028 had submitted to Director, Department of mines and Geology Government of Andhra Pradesh.

NMDC had progressed with the project after making the upfront payments as per the Auction Guidelines. On completion of Joint DGPS Survey of the Gold Block and the revised Pre-feasibility report with the actual land types and draft mining plan, it was noted that there is major variation in the land types vis-a-vis the auction tender Document. Additionally, the project had several uncertainties impacting capex and thus making the gold Project marginal with significant downsides.

The company decided to surrender the LOI to DMG of Andhra Pradesh and has communicated the same in 8th December 23. NMDC vide letter dated 3rd March 2024 has requested the Director, Department of Mines and

Geology to return the original Bank Guarantee of ₹ 12.39 crore.

2.34.16 Forest Transit Fee at Bailadila Sector

State Government of Chhattisgarh has issued notification for levy of ₹ 7/- per ton as Transit permit fee for issue of Transit permits, vide notification dated 14.06.2002. Based on the above, in the year 2012, Unit has received demand notices dated 23.11.12 for ₹ 144.63 crore (₹ 79.52 crore for Bachel and ₹ 65.11 crore for Kirandul) from DFO, Dantewada by levying Transit Fee on the dispatches made for the period from 14.06.2002 to 31.10.2012. Against the above, NMDC has filed the case in the Hon’ble High Court of Chhattisgarh on the ground of retrospective levy which is not valid in law and also for the reason that transit passes were not issued by the Forest Department and the transit passes were never demanded at the time of actual transit. Further, in terms of Long-Term Agreement with the customers, the transit fee is to be borne by the customers. However, for un-interrupted dispatches from the mines, the company has paid the demanded amount of ₹ 144.63 crore under Protest (₹ 48 crore in December 2022 and ₹ 96 crore in Feb 2023) to the

Notes to SFS - contd.

State Government of Chhattisgarh. In view of the above and based on the legal opinion obtained, the amount is presented in the books of accounts as amounts recoverable. Since the case is in sub-judice, the same is being disclosed under contingent liability.

2.34.17

- a) No funds have been advanced / loaned / invested (either from borrowed funds or from share premium or from any other sources / kind of funds) by the Company to any other person(s) or entity(ies), including foreign entities (Intermediaries), with the understanding (whether recorded in writing or otherwise) that the Intermediary shall:
 - (i) directly or indirectly lend or invest in other persons or entities identified in any manner whatsoever by or on behalf of the Company (Ultimate Beneficiaries) or
 - (ii) provide any guarantee, security or the like on behalf of the Ultimate Beneficiaries
- b) No funds have been received by the Company from any person(s) or entity(ies), including foreign entities (Funding Parties), with the understanding (whether recorded in writing or otherwise) that the Company shall (i) directly or indirectly, lend or invest in other persons or entities identified in any manner whatsoever by or on behalf of the Funding Party (Ultimate Beneficiaries) or (ii) provide any guarantee, security or the like on behalf of the Ultimate Beneficiaries

2.34.18(A) Audit Trail:

Proviso to Rule 3(1) of the Companies (Accounts) Rules, 2014 (hereinafter referred as “the Account Rules”) states that for the financial year commencing on or after the 1st day of April 2023, every company which uses accounting software for maintaining its books of account, shall use only such accounting software which has a feature of recording audit trail of each and every transaction, creating an edit log of each change made in the books of account along with the date when such changes were made and ensuring that the audit trail cannot be disabled.

The amendments require every company that uses an accounting software to use such software that has a feature of audit trail which cannot be disabled. The management has a responsibility for effective implementation of the requirements prescribed by account rules i.e., every company which uses an accounting software for maintaining its books of account, should use only such accounting software which has the following features.

- a. Records an audit trail of each and every transaction, creating an edit log of each change made in the books of account along with the date when such changes were made; and

- b. Ensuring that audit trail is not disabled.

The Company has implemented SAP S/4 HANA ERP during FY 2020-21 and started maintaining its books of account in the same. Audit trail has been enabled throughout the year at application level for the key tables which is an industry standard process. Access to database is restricted only to the admin who can log in via HANA studio and it is secured. Activity log of what has been done by admin is maintained, however audit log at database level by default is not enabled, having regard to the performance and storage of SAP system. Company is in the process of carrying out a study of the database growth, storage & computing requirement with impact assessment for enabling audit trail logs at database level.

(B) Bastar Railway Private Limited (BRPL):

Bastar Railway Private Limited (BRPL) is a Joint Venture Company of NMDC, SAIL, IRCON & CMDC incorporated on 05.05.2016 having its registered office at Global Exploration Centre, NMDC, Green Villey City, Housing Board Colony, Boriyakala, Raipur – 492015, Chhattisgarh, India.

The Company was formed with the objective to build, construct operate and maintain 140 KM Jagdalpur to Rowghat (via Narayanpur, Kondagaon) rail corridor project in the state of Chhattisgarh. The Company shall develop required rail infrastructure including construction of railway lines along with all related rail facilities like railway accommodation or any other works related to opening, operation and closing of railway and providing traffic facilities.

Railway Board vide its letter dt. 03.02.2023 have granted “in principle” approval for taking over the BRPL Project and has requested to furnish the details of both Legal & Financial Liabilities duly certified by the Authorized Auditor and Legal Opinion on the Handover of BRPL Project. The same has been submitted by the Company. In case of takeover of the BRPL Project by the MoR, the management anticipates that the cost incurred in the project would be recovered completely.

BRPL paid compensation to the land owners for acquisition of private land. However, the excess compensation paid to three land owners of ₹ 85.63 crore (Bali Nagvanshi – ₹ 62.82 cr, Neelima – ₹20.80 cr & Paakli – ₹ 2.01 cr) according to the report of Jagdalpur District Collector No. 197/Land-Acquisition/209 dt. 30.04.2019 and Report of Enquiry Committee (constituted by CEO, BRPL, vide office order No. BRPL/HO/Land/2019/344 dt. 23.08.2019), only 2 out of 3 persons viz., Bali Nagvanshi & Neelima filed litigation case in the Hon’ble Supreme Court of India and excess compensation paid to both the persons was ₹ 83.63 crore. The same is still under litigation at Hon’ble Supreme Court, of which verdict is awaited.

Notes to SFS - contd.

2.34.19 General:

- i. The company owns certain office space at New Delhi. It is not the company's intention to hold the property for a long term for capital appreciation nor for rental purpose. Hence the same is not treated as Investment Property and included under PPE.
- ii. Some of the balances appearing under Trade receivables, Trade payables, advances, Security deposits and other payables are subject to confirmations. Adjustments, if any, will be accounted for on confirmation & reconciliation of the same, which in the opinion of the management will not have a material impact.
- iii. Figures for the previous year have been regrouped/ rearranged wherever considered necessary so as to confirm to the classification of the current year.

2.34.20 Analytical Ratios

The following are analytical ratios for the year ended 31st March 2024

Sl No.	Particulars	Numerators	Denominators	31 st March 2024	31 st March 2023	Variance (in %)
1	Current Ratio	Current Assets	Current Liabilities	2.56	2.97	(13.80)
2	Debt - Equity Ratio (*1)	Total Debt	Shareholder's Equity	0.13	0.09	44.44
3	Debt Service Coverage Ratio (*2)	Earnings Available for Debt services	Debt Services	1.76	2.70	(34.81)
4	Return on Equity (ROE)	(Net Profit After Tax - Preference Dividend (if any))	Average Shareholder's Fund	0.23	0.28	(17.86)
5	Inventory Turnover Ratio	Cost of Goods sold or Sales	Average Inventory	8.75	8.21	6.58
6	Trade receivables turnover ratio (*3)	Net Credit Sales	Avg. Accounts Receivables	5.42	4.13	31.23
7	Trade Payable Turnover Ratio (*4)	Net Credit Purchases	Average Trade Payables	8.78	5.67	54.85
8	Net Capital Turover Ratio	Net Sales	Working Capital	1.63	1.52	7.24
9	Net Profit ratio	Net Profit	Net Sales	0.26	0.31	(16.13)
10	Return on capital employed (ROCE)	Earning before interest and taxes	Capital employed	0.30	0.33	(9.09)
11	Return on investment (ROI) (*5)					
	Unquoted	Income Generated from Investments	Time weighted average investments	-	-	
	Quoted	Income Generated from Investments	Time weighted average investments	-	-	

Reasons for variance in ratio for +20% / -20%

- (*1) Increase in Short term borrowings: Short term working capital loan and Bill dicsounting for ₹ 1235 crore
- (*2) Increase in Short term borrowings: Short term working capital loan and Bill dicsounting for ₹ 1235 crore
- (*3) Increase in turnover of the company by 21% over the previous year
- (*4) Increase in purchase of the company by 14% over the previous year
- (*5) Since, no income is generated from investment, same is shown as NIL

Notes to SFS - contd.

Note. No. 2.34.21 : Fair Value Measurement

Financial instruments by category

INR In crore

	As at 31st March 2024			As at 31st March 2023		
	FVTPL	FVTOCI	Amortised cost	FVTPL	FVTOCI	Amortised cost
Financial assets						
Investments			991.65			886.72
Trade receivables			3,499.21			4,361.23
Cash and cash equivalents			18.72			77.59
Other bank balances			12,254.23			6,970.45
Loans			724.43			705.06
Other financial assets			2,945.69			3,147.12
Total	-	-	20,433.93	-	-	16,148.17
Financial liabilities						
Borrowings			3,356.54			2,121.19
Trade payables			372.52			425.76
Lease Liability			1.97			6.21
Other financial liabilities			1,269.38			1,046.81
Total	-	-	5,000.41	-	-	3,599.97

(1) Assets that are not financial assets (such as receivables from statutory authorities, prepaid expenses, advances paid and certain other receivables) as of 31st March 2024, and 31st March 2023, respectively, are not included.

(2) Other liabilities that are not financial liabilities (such as statutory dues payable, advances from customers and certain other accruals) as of 31st March 2024, and 31st March 2023, respectively, are not included.

The carrying amounts of above financial assets and liabilities are considered to be same as their fair values.

Note No: 2.34.22 Financial Risk Management

a) Risk management framework

The Company's Board of Directors has overall responsibility for the establishment and oversight of the Company's risk management framework. The Board of Directors has established the Risk Management Committee, which is responsible for developing and monitoring the Company's risk management policies. The committee reports regularly to the Board of Directors on its activities.

The Company's risk management policies are established to identify and analyse the risks faced by the Company, to set appropriate risk limits and controls and to monitor risks and adherence to limits. Risk management policies and systems are reviewed regularly to reflect changes in market conditions and the Company's activities. The Company, through its training and management standards and procedures, aims to maintain a disciplined and constructive control environment in which all employees understand their roles and obligations.

The Board of Directors monitors the compliance with the Company's risk management policies and procedures, and reviews the adequacy of the risk management framework in relation to the risks faced by the Company.

Notes to SFS - contd.

The Company has exposure to the following risks arising from financial instruments:

Risk	Exposure arising from	Measurement	Management
Credit risk	Cash and cash equivalents, trade receivables, loans	Ageing analysis and Credit ratings	Diversification of bank deposits, credit limits and letters of credit
Liquidity risk	Borrowings and other liabilities	Rolling cash flow forecasts	Availability of deposits with differing maturities & committed borrowing facilities to facilitate the day today working capital requirements.
Market risk- currency risk	Imports giving rise to foreign currency payables*	-	-

A. Credit risk

Credit risk is the risk that counterparty will not meet its obligations under a financial instrument or customer contract, leading to a financial loss. The Company is exposed to credit risk from its operating activities (primarily trade receivables) and deposits with banks.

(a) Trade receivables

The Company sales are generally based on advance payments and through LC's. The trade receivables in the books are mainly on account of credit sales to M/s RINL Limited, CPSE under the Ministry of Steel.

Expected credit loss for trade receivables under simplified approach is detailed as per the below tables

Year ended 31st March 2024

₹ In crore

Ageing	< 6 months	6-12 months	>12 months	Total
Gross carrying amount	3,187.98	166.58	2,050.32	5,404.88
Expected loss rate	0.00%	0.00%	92.95%	35.26%
Expected credit losses (loss allowance provision)			1,905.67	1,905.67
Carrying amount of trade receivables (net of impairment)	3,187.98	166.58	144.65	3,499.21

Year ended 31st March 2023

₹ In crore

Ageing	< 6 months	6-12 months	>12 months	Total
Gross carrying amount	2,952.25	62.67	3,251.44	6,266.36
Expected loss rate	0.00%	0.00%	58.59%	30.40%
Expected credit losses (loss allowance provision)			1,905.13	1,905.13
Carrying amount of trade receivables (net of impairment)	2,952.25	62.67	1,346.31	4,361.23

iii. Reconciliation of loss allowance provision - trade receivables

Loss allowance on 1st April 2022	2,932.14
Changes in loss allowance	(1,027.01)
Loss allowance on 31st March 2023	1,905.13
Changes in loss/(Profit) allowance and other Adjustment	0.54
Loss allowance on 31st March 2024	1,905.67

The impairment provisions for trade receivables disclosed above are based on assumptions about risk of default and expected loss rates.

Notes to SFS - contd.

(b) Financial instruments and cash deposits

Credit risk from balances with banks is managed by the Company's treasury department in accordance with DPE guidelines & Company's policy. Investments of surplus funds are made only with scheduled commercial banks having a minimum networth of ₹ 500 Crore within limits assigned to each bank and Debt based mutual funds of public sector AMCs. The limits are reviewed by the Company's Board of Directors on an annual basis. The limits are set to minimise the concentration of risks and therefore mitigate financial loss through counterparty's potential failure to make payments.

B. Liquidity risk

Liquidity risk is the risk that the Company will encounter difficulty in meeting the obligations associated with its financial liabilities that are settled by delivering cash or another financial asset. The Company's approach to managing liquidity is to ensure, as far as possible, that it will have sufficient liquidity to meet its liabilities when they are due, under both normal and stressed conditions, without incurring unacceptable losses or risking damage to the Company's reputation.

Typically the Company ensures that it has sufficient cash on demand to meet expected operational expenses for a period of 60 days, including the servicing of financial obligations; this excludes the potential impact of extreme circumstances that cannot reasonably be predicted, such as natural disasters. In addition, the Company has taken fund based limits with banks to meet its short term financial obligations.

i. Financing arrangements

The Company has access to the following undrawn borrowing facilities at the end of reporting period

₹ in crore

	31 st March 2024	31 st March 2023
Flexible rate		
Expiring within one year (bank overdraft and other facilities)	-	433.00
Working capital Limits with Banks	4,257.12	5,052.78

ii. Maturities of financial liabilities

The table below summarises the maturity profile of the Company's financial liabilities based on contractual undiscounted payments.

₹ in crore

Year ended 31 March 2024	On demand	Less than 3 months	3 months to 6 months	6 months to 1 year	Between 1and 2 years	Between 2 and 5 years	Total
Borrowings	-	2,656.32	700.22	-	-	-	3,356.54
Trade payables	331.24	41.17	0.11	-	-	-	372.52
Lease Liability		0.08	0.08	0.15			0.30
Other financial liabilities	798.91	209.10	3.39	67.80	37.88	2.01	1,119.10
	1,130.14	2,906.67	703.80	67.95	37.88	2.01	4,848.46

Year ended 31 March 2023	On demand	Less than 3 months	3 months to 6 months	6 months to 1 year	Between 1and 2 years	Between 2 and 5 years	Total
Borrowings	415.98	1,057.33	647.88	-	-	-	2,121.19
Trade payables	359.94	65.83	-	-	-	-	425.76
Lease Liability		0.36	0.72	0.39			1.47
Other financial liabilities	717.09	51.41	16.61	55.14	44.70	11.58	896.53
	1,493.01	1,174.93	665.21	55.53	44.70	11.58	3,444.96

Notes to SFS - contd.

C. Market risk

Market risk is the risk that changes in market prices, such as foreign exchange rates and interest rates will affect the Company's income or the value of its holdings of financial instruments. The objective of market risk management is to manage and control market risk exposures within acceptable parameters, while optimising the return.

(i) Foreign currency risk

Since majority of the company's operations are being carried out in India and since all the material balances are denominated in its functional currency, the company does not carry any material exposure to currency fluctuation risk.

The Company's exposure to foreign currencies is minimal and hence no sensitivity analysis is presented.

(ii) Interest rate risk

Interest rate risk is the risk that the fair value or future cash flows of a financial instrument will fluctuate because of changes in market interest rates. The company quite often bridges its short term cash flow mismatch by availing unsecured working capital loans from banks or against its fixed deposits. Such loans have a very short tenure and the interest rate on such loans is based upon the fixed rates offered by banks on fixed deposits, increased by a few basis points or the rate of interest applicable for unsecured loans. Since the interest rates on fixed deposits are fixed, the company does not have any interest rate risk on such loans availed on a loan to loan basis.

The Company's exposure to interest rate risk is minimal and hence no sensitivity analysis is presented.

2.34.23 (i) RECONCILIATION OF BALANCE SHEET AS AT 01ST APRIL 2022

INR in crore

Particulars	Published Figures as at 31.03.2022	Adjustment	Restated figures as at 31.03.2022
ASSETS			
1) Non-Current Assets			
a) Property plant & equipment	2,381.73		2,381.73
b) Right- of -Use Assets	8.15		8.15
c) Capital work-in- progress	1,298.48		1,298.48
d) Other intangible assets	443.89		443.89
e) Intangible assets under development	5.00		5.00
f) Financial assets	-		-
i) Investments	987.32		987.32
ii) Loans	682.99		682.99
iii) Other Financial Assets	589.75		589.75
g) Deferred tax assets (Net)	568.94		568.94
h) Other non-current assets	2,103.88		2,103.88
Total non-current assets	9,070.13	-	9,070.13
2) Current Assets :			
a) Inventories	2,125.21		2,125.21
b) Financial assets	-		-
i) Investment	-		-
ii) Trade receivables	2,954.30	1,236.15	4,190.45
iii) Cash and cash equivalents	82.92		82.92
iv) Bank balances other than (iii) above	7,856.48		7,856.48
v) Other financial assets	593.08		593.08

Notes to SFS - contd.

Particulars	Published Figures as at 31.03.2022	Adjustment	Restated figures as at 31.03.2022
c) Current tax assets (Net)	899.86		899.86
d) Other current assets	1,169.86		1,169.86
e) Assets held for disposal	0.81		0.81
Total current assets	15,682.52	1,236.15	16,918.67
Total Assets	24,752.65	1,236.15	25,988.80
EQUITY AND LIABILITIES			
Equity			
a) Equity share capital	293.07		293.07
b) Other equity	17,582.19		17,582.19
Total equity	17,875.26	-	17,875.26
LIABILITIES			
1) Non- Current Liabilities			
a) Financial liabilities			
i) Borrowings	-		-
ia) Lease Liability	5.85		5.85
ii) Other Financial liabilities	150.28		150.28
b) Provisions	1,092.00		1,092.00
Total non-current liabilities	1,248.13	-	1,248.13
2) Current Liabilities			
a) Financial liabilities			
i) Borrowings	1,792.50	1,236.15	3,028.65
ia) Lease Liability	1.45		1.45
ii) Trade payables	-		-
a) Total Outstanding dues of Micro Enterprises and Small Enterprises	26.59		26.59
b) Total Outstanding dues of Creditors other than Micro Enterprises and Small Enterprises	637.86		637.86
iii) Other financial liabilities	521.42		521.42
b) Other current liabilities	2,635.05		2,635.05
c) Provisions	14.39		14.39
d) Current Tax Liabilities (Net)	-		-
Total current liabilities	5,629.26	1,236.15	6,865.41
Total liabilities	6,877.39	1,236.15	8,113.54
Total equity and liabilities	24,752.65	1,236.15	25,988.80

Notes to SFS - contd.

2.34.23 (ii) RECONCILIATION OF BALANCE SHEET AS AT 31ST MARCH 2023

INR in crore

Particulars	Published Figures as at 31.03.2023	Adjustment	Restated figures as at 31.03.2023
ASSETS			
1) Non-Current Assets			
a) Property plant & equipment	2,378.56		2,378.56
b) Right- of -Use Assets	6.98		6.98
c) Capital work-in- progress	1,961.72		1,961.72
d) Other intangible assets	628.33		628.33
e) Intangible assets under development	6.49		6.49
f) Financial assets	-		-
i) Investments	886.72		886.72
ii) Loans	705.06		705.06
iii) Other Financial Assets	2,605.11		2,605.11
g) Deferred tax assets (Net)	297.50		297.50
h) Other non-current assets	2,663.31		2,663.31
Total non-current assets	12,139.78	-	12,139.78
2) Current Assets :			
a) Inventories	2,660.58		2,660.58
b) Financial assets	-		-
i) Investment	-		-
ii) Trade receivables	2,656.02	1,705.21	4,361.23
iii) Cash and cash equivalents	77.59		77.59
iv) Bank balances other than (iii) above	6,970.45		6,970.45
v) Other financial assets	542.01		542.01
c) Current tax assets (Net)	1,121.82		1,121.82
d) Other current assets	1,772.79		1,772.79
e) Assets held for disposal	0.66		0.66
Total current assets	15,801.92	1,705.21	17,507.13
Total Assets	27,941.70	1,705.21	29,646.91
EQUITY AND LIABILITIES			
Equity			
a) Equity share capital	293.07		293.07
b) Other equity	22,039.24		22,039.24
Total equity	22,332.31	-	22,332.31
LIABILITIES			
1) Non- Current Liabilities			
a) Financial liabilities			
i) Borrowings	-		-

Notes to SFS - contd.

Particulars	Published Figures as at 31.03.2023	Adjustment	Restated figures as at 31.03.2023
ia) Lease Liability	4.74		4.74
ii) Other Financial liabilities	150.28		150.28
b) Provisions	1,255.56		1,255.56
c) Deferred tax liabilities (Net)			-
Total non-current liabilities	1,410.58	-	1,410.58
2) Current Liabilities			
a) Financial liabilities			
i) Borrowings	415.98	1,705.21	2,121.19
ia) Lease Liability	1.47		1.47
ii) Trade payables	-		-
a) Total Outstanding dues of Micro Enterprises and Small Enterprises	25.23		25.23
b) Total Outstanding dues of Creditors other than Micro Enterprises and Small Enterprises	400.53		400.53
iii) Other financial liabilities	896.53		896.53
b) Other current liabilities	2,335.84		2,335.84
c) Provisions	123.23		123.23
d) Current Tax Liabilities (Net)	-		-
Total current liabilities	4,198.81	1,705.21	5,904.02
Total liabilities	5,609.39	1,705.21	7,314.60
Total equity and liabilities	27,941.70	1,705.21	29,646.91

Note No. : 2.34.24 Capital Management

a) Risk management

The primary objective of the Company's capital management is to maximise the shareholder value. The Company's objectives when managing the capital are to safeguard their ability to continue as a going concern, so that they can continue to provide returns for shareholders and benefits for other stakeholders.

The Board's policy is to maintain a strong capital base so as to maintain investor, creditor and market confidence and to sustain future development of the business. The Board of Directors and senior management monitors the return on capital, which the Company defines as result from operating activities divided by total shareholders' equity.

b) Dividends

₹ In crore

	31 st March 2024	31 st March 2023
(i) Equity shares		
Final dividend for the year ended 31st March 2024 of ₹ 1.50 (31st March 2023: ₹ 2.85) per equity share.	439.59	835.23
Interim dividend for the year ended 31st March 2024 of ₹ 5.75 (31st March 2023: ₹ 3.75) per fully paid share	1,685.11	1,098.98

Notes to SFS - contd.

Rs. In crore

	31 st March 2024	31 st March 2023
Net Debt (excluding short term)	-	-
Total equity	25,405.78	22,332.31
Net debt to equity ratio	-	-

For and on behalf of the Board

As per separate report of even dated attached
For M/s Varma & Varma,
 Chartered Accountants
 Firm Regn No: 004532S

(DILIP KUMAR MOHANTY)

Director (Production)
 DIN: 09296720

(AMITAVA MUKHERJEE)

Chairman-Cum-Managing Director (Additional Charge),
 Director (Finance)
 DIN: 08265207

(P R PRASANNA VARMA)

Partner
 Membership No: 025854

(AS PARDHA SARADHI)

ED & Company Secretary

Place: Hyderabad
 Dated: 27th May 2024



भारतीय लेखापरीक्षा और लेखा विभाग
महानिदेशक वाणिज्यिक लेखापरीक्षा का कार्यालय, हैदराबाद

INDIAN AUDIT AND ACCOUNTS DEPARTMENT
OFFICE OF THE DIRECTOR GENERAL
OF COMMERCIAL AUDIT, HYDERABAD

No.: DGCA/A/cDesk/2023-24/ NMDC/1.08/484

14 August 2024

To
The Chairman & Managing Director,
NMDC Limited,
Khanij Bhavan, 10-3-311/A, Castle Hills,
Masab Tank
Hyderabad

Sub: - Comments of the C&AG of India under Section 143(6)(b) of the Companies Act, 2013 on the Consolidated Financial Statements of NMDC Limited, Hyderabad for the year ended on 31 March 2024

Sir,

I forward herewith the 'Comments' Certificate of Comptroller and Auditor General of India under Section 143(6)(b) of the Companies Act, 2013 on the Consolidated Financial Statements of NMDC Limited, Hyderabad for the year ended on 31 March 2024.

2. The date of placing the comments along with Annual Accounts and Auditors' Report before the shareholders of the Company may please be intimated and a copy of the proceedings of the meeting may be furnished.
3. The date of forwarding the Annual Report and Annual Accounts of the Company together with Auditors' Report and comments of the Comptroller and Auditor General of India to the Central Government for being placed before the Parliament may please be intimated.
4. Ten copies of the Annual Report for the year 2023-24 may please be furnished in due course.
5. The receipt of this letter along with the enclosures may please be acknowledged.

Encl:- As above

Yours faithfully,

(M. S. Subrahmanyam)

Director General

14/08/24

COMMENTS OF THE COMPTROLLER AND AUDITOR GENERAL OF INDIA UNDER SECTION 143(6)(b) OF THE COMPANIES ACT, 2013 ON THE CONSOLIDATED FINANCIAL STATEMENTS OF NMDC LIMITED FOR THE YEAR ENDED 31 MARCH 2024

The preparation of consolidated financial statements of NMDC Limited for the year ended on 31 March 2024 in accordance with the financial reporting framework prescribed under the Companies Act, 2013 (Act) is the responsibility of the management of the Company. The Statutory Auditors appointed by the Comptroller and Auditor General of India under Section 139(5) read with Section 129(4) of the Act are responsible for expressing opinion on these financial statements under Section 143 read with Section 129(4) of the Act based on the independent audit in accordance with the Standards on Auditing prescribed under Section 143(10) of the Act. This is stated to have been done by them vide their Audit Report dated 27 May 2024.

I, on the behalf of the Comptroller and Auditor General of India, have conducted a supplementary audit of the consolidated financial statements of NMDC Limited for the year ended on 31 March 2024 under Section 143(6)(a) read with Section 129(4) of the Act. We did not conduct supplementary audit of the financial statements of subsidiaries, associate companies and jointly controlled entities listed in Annexure-I for the year ended on that date. Further, section 139(5) and 143(6)(b) of the Act are not applicable to the subsidiary viz., Legacy Iron Ore Limited, Perth, Australia and joint venture Kopano-NMDC Minerals (Proprietary) Limited, South Africa being private entities incorporated in foreign countries under the respective laws, for appointment of their Statutory Auditors nor for conduct of supplementary audit. Accordingly, C&AG has neither appointed Statutory Auditors nor conducted the supplementary audit of these companies. This supplementary audit has been carried out independently without access to the working papers of the Statutory Auditors and is limited primarily to inquiries of the Statutory Auditor and Company personnel and a selective examination of some of the accounting records.

Based on supplementary audit, I would like to highlight the following significant matters under Section 143(6)(b) of the Act which have come to my attention and which in my view are necessary for enabling a better understanding of the financial statements and the related audit report.

A. Comments on Disclosure

Note 2.31

Related Party Disclosure (Ind AS - 24)

A Memorandum of Understanding was signed between NMDC Limited, Steel Authority of India Limited and IRCON International Limited (May 2015) to form a Joint Venture (JV) Company by the name "Bastar Railway Private Limited" (BRPL) for construction of 140 KM Broad Gauge Line from Jagdalpur to Rowghat. NMDC, having 52 *per cent* stake, made an investment of ₹152.67 crore in BRPL.

Subsequently, a proposal was submitted to Board of Directors of BRPL of handing over of the project to Railways as the JV partners do not possess the expertise in execution of Railway

Projects and could not infuse the required capital/ equity in the JV company. Further, IRCON was not interested in executing the project and informed that the execution may be taken up with any other Railway Project Executing Agencies like Rail Vikas Nigam Limited, RITES Limited, etc. Board of Directors of BRPL approved (September 2022) the proposal to handover the construction of project to Ministry of Railways. Railway Board (February 2023) granted in-principle approval for taking over the Project.

Further, BRPL acquired 140.233 Hectares of land in 21 villages in Bastar District and paid ₹188.82 crore towards cost of land acquisition. A FIR under section 154 CRPC was filed by the District Collector for the land acquired in Palli village on the irregularities in computation of land compensation and excess payment of ₹85.87 crore. This case is pending before the Supreme Court.

Though the above facts have been disclosed in the Accounts of BRPL, the same has not been disclosed in Consolidated Financial Statements of NMDC.

**For and on behalf of the
Comptroller and Auditor General of India**



**(M. S. Subrahmanyam)
Director General of Commercial Audit
Hyderabad**

**Place: Hyderabad
Date: 14 August 2024**

Annexure I

Subsidiaries

1. J&K Mineral Development Corporation Limited, Jammu (Certification is in progress)
2. NMDC CSR Foundation (Non-review certificate has been issued)
3. Karnataka Vijaynagar Steel Limited, Bangalore (Non-review certificate has been issued))

Joint Ventures

1. Bastar Railways Private Limited (Accounts have not yet been received)
2. International Coal Ventures (Pvt) Limited, New Delhi (Certification is in progress)
3. NMDC CMDC Limited, Raipur (Certification is in progress)
4. Jharkhand National Mineral Development Corporation Limited, Ranchi (Certification is in progress)

Associate Companies

1. Krishnapatnam Railway Company Limited, Secunderabad (Certification is in progress)
2. Chhattisgarh Mega Steel Limited (Accounts not received)

INDEPENDENT AUDITORS' REPORT

To,
The Members,
NMDC Limited

Report on the Audit of the Consolidated Financial Statements

Opinion

We have audited the accompanying Consolidated Financial Statements of **NMDC Limited** (hereinafter referred to as the "Holding Company"), its subsidiaries (Holding Company and its subsidiaries together referred to as "the Group") and its joint ventures and associates, which comprise the Consolidated Balance Sheet as at March 31, 2024, the Consolidated Statement of Profit and Loss, (including Other Comprehensive Income), the Consolidated Statement of Changes in Equity and the Consolidated Statement of Cash flows for the year then ended, and notes to the Consolidated Financial Statements including material accounting policy information and other explanatory information (hereinafter referred to as "the Consolidated Financial Statements").

In our opinion and to the best of our information and according to the explanations given to us and based on the consideration of other auditors on separate financial statements and on the other financial information of the subsidiaries, joint ventures and associates as referred to in sub-paragraph (a) and (b) of the "Other Matters" paragraph given below, the aforesaid Consolidated Financial Statements give the information required by the Companies Act, 2013 ("the Act") in the manner so required and give a true and fair view in conformity with the Indian Accounting Standards prescribed under section 133 of the Act read with the Companies (Indian Accounting Standards) Rules, 2015 as amended ("Ind AS") and other accounting principles generally accepted in India, of the consolidated state of affairs of the Group as at March 31, 2024, their consolidated profit, consolidated total other comprehensive income, consolidated changes in equity and consolidated cash flows for the year then ended.

Basis for Opinion

We conducted our audit in accordance with the Standards on Auditing (SAs) specified under section 143(10) of the Act. Our responsibilities under those Standards are further described in the Auditor's Responsibilities for the Audit of the Consolidated Financial Statements section of our report. We are independent of the Group in accordance with the Code of Ethics issued by the Institute of Chartered Accountants of India ("ICAI") together with the ethical requirements that are relevant to our audit of the Consolidated Financial Statements under the provisions of the Act and the Rules made thereunder, and we have fulfilled our other ethical responsibilities in accordance with the provisions of the Act and the ICAI's Code of Ethics. We believe that the audit evidence we have obtained is sufficient and appropriate to provide a basis for our audit opinion on the Consolidated Financial Statements.

Key Audit Matters

Key audit matters are those matters that, in our professional judgement, were of most significance in our audit of the Consolidated Financial Statements of the current period. These matters were addressed in the context of our audit of the Consolidated Financial Statements as a whole, and in forming our opinion thereon, and we do not provide a separate opinion on these matters. Considering the requirement of Standard on Auditing (SA 600) on "Using the work of Another Auditor" including materiality, below Key Audit Matters have been reproduced from the Independent Auditors' Report on the audit of Standalone Financial Statements of the Holding Company.

For each Key audit matter below of Holding Company, description of how our audit addressed the Key audit matter is provided in that context. We have determined the following matters to be the Key Audit matters to be communicated in our report of Holding Company.

SI No	Key Audit Matter	Auditor's Response
1.	<p>Revenue from Operations and Related Royalty & Levies</p> <p>A) Revenue from Operations:</p> <ul style="list-style-type: none"> ▪ Revenue from operations constitute revenue from sale of iron ore and pellets. The Company deals with different sizes of iron ore. Amounts invoiced is adjusted with the price of 'Fe' content in the product sold. This involves substantial effort in establishing accuracy of revenue recognised. Hence, this was identified as Key Audit Matter. ▪ The sale price of Iron-ore is based on the presence of "Fe" content in the Iron-ore. The sale price in the e-auction (advance) as well as Long Term Agreement are fixed for standard "Fe" grade and revenue are recognized at standard "Fe" and adjustments for the revenue recognized are made (Bonus / Penalty) based on the certified actual "Fe" grade. <p>B) Royalty & Levies</p> <ul style="list-style-type: none"> ▪ Royalty and other statutory dues on sale of Iron-ore are required to be paid on the basis of Mines and Minerals (Development and Regulation) Act on advance basis to the respective statutory authorities. The Royalty and other statutory dues are computed on the basis of the "Fe" grade and rate published by Indian Bureau of Mines (IBM). ▪ We identified Royalty & other statutory dues as Key Audit Matter, considering the quantum of royalty and other statutory dues, inherent risk involved in accurately recognizing royalty and other statutory dues and complexities involved with respect to Fe grade, rates prescribed, timing of despatches. <p>(Refer Note 2.18 and 2.35.14 to the Consolidated Financial Statement)</p>	<p>The audit procedures in relation to revenue recognised, royalty and other statutory dues payable included the following:</p> <ul style="list-style-type: none"> ▪ Assessing the appropriateness of the Company's revenue recognition accounting policies in line with Ind AS 115. ▪ Understanding and testing of design and operating effectiveness of Internal controls in place relating to recognition and measurement of revenue, royalty and other cess payable. ▪ Testing of relevant information technology general controls, automated controls, and the related information used in recording and disclosing revenue. ▪ Performed Cut off procedures as on year end with respect to revenue, royalty and other cess paid based on quantity dispatched. ▪ Recomputed royalty and other cess payable for the current year as per IBM rates based on "Fe" quantities sold and reconciled the provision made. ▪ Performed analytical procedures on current year revenue, royalty and other cess and where appropriate, conducted further enquiries and testing. ▪ Substantive testing of revenue, royalty and other cess with the underlying documents on a sample basis. ▪ Substantive testing of quantity despatched on sale with the sales recorded in books and substantive testing of royalty and other cess paid on quantity dispatched.
2.	<p>Capital Work-in progress:</p> <p>Considering the nature, duration, estimated amount and amount incurred on projects carried out, Capital Work in Progress is determined as a key audit matter.</p> <p>(Refer Note 2.2 to the Consolidated Financial Statement)</p>	<p>The audit procedures in relation to Capital Work in Progress included the following:</p> <ul style="list-style-type: none"> ▪ Reviewed the accounting policies for CWIP. ▪ Understanding and testing of design and operating effectiveness of Internal controls in place relating to approval process for capitalisation. ▪ Tested the control procedure for identification of cost incurred for specific projects. ▪ Performed substantive procedures on sample basis for amounts capitalised and amounts added to CWIP during the year. ▪ Examined the disclosures made in respect of CWIP in compliance with Ind AS-16 and Schedule III to the Companies Act 2013.

SI No	Key Audit Matter	Auditor's Response
3.	<p>Mine Closure Obligation (MCO):</p> <p>The company provides for Mine closure obligation (MCO) based on the present cost of closure of mining project based on a representative mine. The rate of closure arrived at based on such cost is uniformly applied to other mines for arriving at the total MCO liability.</p> <p>As the provision for mine closure involves estimate and Management judgement, the amount involved is significant, the same is considered as a Key Audit Matter.</p> <p>(Refer Note 2.14.4 to the Consolidated Financial Statement)</p>	<p>The audit procedure performed in relation to Mine Closure Obligation included the following:</p> <ul style="list-style-type: none"> ▪ Our Audit procedure comprise of identification and understanding of the reasonableness of the principal assumptions used by the management to the MCO which involves technical evaluation and data of production of ore. ▪ We have reviewed the methodology to quantify the liability for mine closure obligation at a rate per MT on the cumulative Run of Mine quantity for mine closure obligations. ▪ We have verified the arithmetical accuracy of the provision for mine closure obligation based on the recommendation of the Committee formed for this purpose.
4.	<p>Contingent Liabilities</p> <p>The Company is involved in various taxes and other disputes for which final outcome cannot be predicted and which could potentially result in significant liabilities. The assessment of the risks associated with the litigations is based on complex assumptions, which require the use of judgements and such judgements relates, primarily, to the assessment of the uncertainties connected to the prediction of the outcome of the proceedings and to the adequacy of the disclosures in the financial statements. Because of the judgement required, the materiality of such litigations and the complexity of the assessment process, the area is a key matter for our audit.</p> <p>(Refer Note 2.32 to the Consolidated Financial Statement)</p>	<p>The audit procedures in relation to contingent liabilities included the following:</p> <ul style="list-style-type: none"> ▪ Understood and tested the design and operating effectiveness of controls as established by the management for obtaining all relevant information for pending litigation cases. ▪ Discussed with the management regarding any material developments thereto and latest status of legal matters. ▪ Read various correspondences and related documents pertaining to litigation cases and relevant external legal opinions obtained by the management. ▪ Examined management's judgements and assessments in respect of whether provisions are required and discussed with the management. ▪ Reviewed the adequacy and completeness of disclosures.

Emphasis of Matter

We draw attention to the following matters forming part of the Consolidated Financial Statements

- I. Note 2.35.4 regarding dues from NMDC Steel Limited ("NSL"), which includes an amount of INR 2,502.64 crores arising from demerger;
- i. Note 2.31 regarding advance of INR 639.61 crores paid by the Company to a subsidiary M/s Karnataka Vijayanagar Steel Limited (KVSL); and
- II. Note 2.35.7 regarding demand of INR 1,623.44 Crores, shown as 'Contingent Liability' relating to compensation based on common cause judgement, which is sub-judice.

The impact of the above on the Consolidated Financial Statements is dependent on the outcome of the proceedings/matters described in the said notes.

Our opinion is not modified in respect of these matters.

Information Other than the Consolidated Financial Statements and Auditor's Report Thereon

The Holding Company's Management and Board of Directors are responsible for the preparation of the other information. The other information comprises the information included in the Management Discussion and Analysis, Board's Report including Annexures to Board's Report, Business Responsibility and Sustainability Report, Corporate Governance Report and Shareholder Information (collectively called as "Other Information") but does not include the Consolidated Financial Statements and our auditor's report thereon. The Other information as above is expected to be made available to us after the date of this Auditors' report.

Our opinion on the Consolidated Financial Statements does not cover the other information and we do not

express any form of assurance conclusion thereon.

In connection with our audit of the Consolidated Financial Statements, our responsibility is to read the other information identified above when it becomes available and, in doing so, consider whether the other information is materially inconsistent with the Consolidated Financial Statements or our knowledge obtained during the course of our audit or otherwise appears to be materially misstated.

When we read the other information, if we conclude that there is a material misstatement therein, we are required to communicate the matter to those charged with governance and take appropriate actions, if required.

Responsibilities of Management and Those Charged with Governance for the Consolidated Financial Statements

The Holding Company's Management and Board of Directors are responsible for the matters specified in section 134(5) of the Act for the preparation and presentation of these Consolidated Financial Statements, that give a true and fair view of the consolidated financial position, consolidated financial performance, consolidated total other comprehensive income, consolidated changes in equity and consolidated cash flows of the Group in accordance with the Indian Accounting Standards (Ind AS) specified under section 133 of the Act read with the Companies (Indian Accounting Standards) Rules, 2015 as amended and other accounting principles generally accepted in India.

The respective Board of Directors of the companies included in the Group are responsible for maintenance of adequate accounting records in accordance with the provisions of the Act, for safeguarding of the assets of the Group and for preventing and detecting frauds and other irregularities; selection and application of appropriate accounting policies; making judgments and estimates that are reasonable and prudent; and the design, implementation and maintenance of adequate internal financial controls, that were operating effectively for ensuring accuracy and completeness of the accounting records, relevant to the preparation and presentation of the Consolidated Financial Statements that give a true and fair view and are free from material misstatement, whether due to fraud or error, which have been used for the purpose of preparation of the Consolidated Financial Statements by the Directors of the Holding Company, as aforesaid.

In preparing the Consolidated Financial Statements, the respective Board of Directors of the companies included in the Group are responsible for assessing the ability of the respective entities in the Group to continue as a going concern, disclosing, as applicable, matters related to going concern and using the going concern basis of accounting unless Board of Directors either intends to liquidate their respective entities or to cease operations, or has no realistic alternative but to do so.

The respective Board of Directors of the companies included in the Group are also responsible for overseeing the financial reporting process of the Group.

Auditor's Responsibilities for the Audit of the Consolidated Financial Statements

Our objectives are to obtain reasonable assurance about whether the Consolidated Financial Statements as a whole are free from material misstatement, whether due to fraud or error, and to issue an auditor's report that includes our opinion. Reasonable assurance is a high level of assurance, but is not a guarantee that an audit conducted in accordance with SAs will always detect a material misstatement when it exists. Misstatements can arise from fraud or error and are considered material if, individually or in the aggregate, they could reasonably be expected to influence the economic decisions of users taken on the basis of these Consolidated Financial Statements.

As part of an audit in accordance with SAs, we exercise professional judgment and maintain professional skepticism throughout the audit. We also:

- Identify and assess the risks of material misstatement of the Consolidated Financial Statements, whether due to fraud or error, design and perform audit procedures responsive to those risks, and obtain audit evidence that is sufficient and appropriate to provide a basis for our opinion. The risk of not detecting a material misstatement resulting from fraud is higher than for one resulting from error, as fraud may involve collusion, forgery, intentional omissions, misrepresentations, or the override of internal control.
- Obtain an understanding of internal financial controls relevant to the audit in order to design audit procedures that are appropriate in the circumstances. Under section 143(3) of the Act, we are also responsible for expressing our opinion on whether the Company has adequate internal financial controls system with reference to financial statements in place and the operating effectiveness of such controls.
- Evaluate the appropriateness of accounting policies used and the reasonableness of accounting estimates and related disclosures made by management.
- Conclude on the appropriateness of management's use of the going concern basis of accounting and, based on the audit evidence obtained, whether a material uncertainty exists related to events or conditions that may cast significant doubt on the ability of the Group to continue as a going concern. If we conclude that a material uncertainty exists, we are required to draw attention in our auditor's report to the related disclosures in the Consolidated Financial Statements or, if such disclosures are inadequate, to modify our opinion.

Our conclusions are based on the audit evidence obtained up to the date of our auditor's report. However, future events or conditions may cause the Group to cease to continue as a going concern: and

- Evaluate the overall presentation, structure and content of the Consolidated Financial Statements, including the disclosures, and whether the Consolidated Financial Statements represent the underlying transactions and events in a manner that achieves fair presentation.
- Obtain sufficient appropriate audit evidence regarding the financial information of the entities within the Group to express an opinion on the Consolidated Financial Statements. We are responsible for the direction, supervision and performance of the audit of the financial statements of such entities included in the Consolidated Financial Statements of which we are the independent auditors. For the Branches of the Holding Company audited by branch auditors and other entities included in the Consolidated Financial Statements, which have been audited by other auditors, such branch auditors and other auditors remain responsible for the direction, supervision and performance of the audits carried out by them. We remain solely responsible for our audit opinion.

We communicate with those charged with governance of the Holding Company and such other entities included in the Consolidated Financial Statements of which we are the independent auditors regarding, among other matters, the planned scope and timing of the audit and significant audit findings, including any significant deficiencies in internal control that we identify during our audit.

We also provide those charged with governance with a statement that we have complied with relevant ethical requirements regarding independence, and to communicate with them all relationships and other matters that may reasonably be thought to bear on our independence, and where applicable, related safeguards.

From the matters communicated with those charged with governance, we determine those matters that were of most significance in the audit of the Consolidated Financial Statements of the current period and are therefore the key audit matters. We describe these matters in our auditor's report unless law or regulation precludes public disclosure about the matter or when, in extremely rare circumstances, we determine that a matter should not be communicated in our report because the adverse consequences of doing so would reasonably be expected to outweigh the public interest benefits of such communication.

Other Matters

- a. We did not audit the financial statements of five branches of the holding company included in the audited Standalone Financial Statements of the Holding Company which has been consolidated, whose financial statements reflects total assets of INR 13,867.36 Crores as at March 31, 2024; total revenues of INR 21,400.76 Crores, total net profit before tax of INR 7,194.68 Crores for the year ended March 31, 2024 as considered in the respective audited financial statements of the Branches included in the Standalone Financial Statements of the Holding Company. The financial statements of these branches have been audited by the respective independent branch auditors whose reports have been furnished to us and our opinion in so far as it relates to the amounts and disclosures included in respect of these branches, is based solely on the report of such branch auditors and the procedures performed by us are as stated under "Auditor's Responsibilities for the Audit of the Consolidated Financial Statements" section above after considering the requirements of Standard on Auditing (SA 600) on "Using the work of Another Auditor" including materiality.
- b. The Consolidated Financial Statements include the financial statements /information of three (3) subsidiaries which have not been audited by their auditors and are as furnished by the Holding Company, whose financial statements reflect total assets of ₹ 901.20 Crores as at 31 March 2024, total revenue of ₹ 29.37 Crores, total net profit/(loss) after tax of ₹ (62.08) Crores and total comprehensive income/(loss) of ₹ (62.82) Crores and cash flows (net) of ₹ 40.98 crores for the year ended 31st March 2024, as considered in the Consolidated Financial Statements. The Consolidated Financial Statements also includes the Group's share of net (loss) after tax of ₹ (7.29) crores and total comprehensive income of ₹ 16.78 crores for the year ended 31 March, 2024, respectively, as considered in the Consolidated Financial Statements in respect of three (3) associates and three (3) joint ventures, based on their financial statements/ information which have not been audited by their auditors and are as furnished by the holding company. These financial statements of the subsidiaries, joint ventures and associates are certified by the management of the holding company or respective companies. As stated in Note 2.31 of the Consolidated Financial Statements, two (2) subsidiaries, one (1) joint venture and one (1) associate are not considered for consolidation. According to the information and explanations given to us by the Holding Company's Management, these financial statements / information of the subsidiaries, joint ventures, and associates are not material to the Group.

- c. Our opinion on the Consolidated Financial Statements, and our report on Other Legal and Regulatory Requirements below, is not modified in respect of the above matters (paragraph (a) and (b)), with respect to our reliance on the work done and the reports of the other auditors and the financial statements/financial information certified by the Management.
- d. The Consolidated Financial Statements also includes the audited Consolidated Financial Statements for the year ended March 31, 2023 which was audited by the predecessor auditor of the Company who had expressed an unmodified opinion on those audited Consolidated Financial Statements vide their report dated May 23, 2023. We have audited the restatement adjustments, as disclosed in Note 2.35.13 to the Consolidated Financial Statements, which have been made to the comparative Consolidated Financial Statements presented for the years prior to year ended March 31, 2024 in accordance with the requirements of applicable Ind AS.

Our opinion is not modified in respect of these matters.

Report on Other Legal and Regulatory Requirements

- 1. As required by paragraph 3(xxi) of the Companies (Auditor’s Report) Order, 2020 (“the Order”) issued by the Central Government of India in terms of Section 143(11) of the Act, we report that the following qualifications/ adverse remarks are included in the CARO report in respect of the Standalone Financial Statements of the Holding Company which is included in these Consolidated Financial Statements:

Sl. no	Name	CIN	Holding Company / subsidiary/ Associate/ Joint venture	Clause number of CARO report which is qualified
1.	NMDC LIMITED	L13100TG1958GOI001674	Holding Company	iii(f)

In respect of the following entities included in the Consolidated Financial Statements, respective auditors have not issued their report and hence we are unable to comment on the matters to be included under paragraph 3(xxi) of the Companies (Auditor’s Report) Order 2020 in respect of these entities

Sl. no	Name	CIN	Holding Company/ Subsidiary/ Associates/ Joint Venture
1.	J&K Mineral Development Corporation Limited	U14107JK1989SGC001110	Subsidiary
2.	Karnataka Vijayanagar Steel Limited	U27100KA2014GOI077968	Subsidiary
3.	Legacy Iron Ore Limited	Foreign Company	Subsidiary
4.	Jharkhand National Mineral Development Corporation Limited	U10300JH2012GOI000585	Joint Venture
5.	NMDC-CMDC Limited	U13100CT2008GOI020711	Joint Venture
6.	Baster Railway Private Limited	U74900CT2016PTC007251	Joint Venture
7.	International Coal Ventures (Pvt.) Limited	U10100DL2009PTC190448	Associates
8.	Krishnapatnam Railway Company Limited	U45200TG2006PLC051378	Associates
9.	Chhattisgarh Mega Steel Limited	U27100CT2015GOI001627	Associates

- 2. As required by Section 143(3) of the Act, based on our audit and on the consideration of report of branch audits as noted in the “Other Matters” paragraph, we report, to the extent applicable, in respect of the Holding Company. In respect of Subsidiaries, Joint ventures and associates we are unable to comment on matters required under section 143(3) of the Act, in the absence of statutory auditors reports of the subsidiaries, joint ventures and associates as stated in “Other Matters”.
 - a. We have sought and obtained all the information and explanations which to the best of our knowledge and belief were necessary for the purposes of our audit of the aforesaid Consolidated Financial Statements.
 - b. In our opinion, proper books of account as required by law have been kept by the Holding Company so far as it appears from our examination of those books except for the matters stated in the paragraph 2(i)(vi) below on reporting under Rule11(g) of the Companies (Audit and Auditors) Rules, 2014
 - c. The Consolidated Balance Sheet, the Consolidated Statement of Profit and Loss, and the Consolidated Cash Flow Statement dealt with by this Report are in agreement with the relevant books of account and other

- records maintained for the purpose of preparation of the Consolidated Financial Statements.
- d. In our opinion, the aforesaid Consolidated Financial Statements comply with the Indian Accounting Standards specified under Section 133 of the Act.
- e. The provisions of Section 164(2) of the Act, in respect of disqualification of directors are not applicable to the company, being a Government company in terms of notification no: - G.S.R.463(E) dated 5th June 2015 issued by Ministry of Corporate Affairs, Government of India.
- f. The modifications relating to the maintenance of accounts and other matters connected therewith are as stated in the paragraph 2(b) above on reporting under Section 143(3)(b) of the Act and paragraph 2(i)(vi) below on reporting under Rule 11(g) of the Companies (Audit and Auditors) Rules, 2014, as amended.
- g. With respect to the adequacy of internal financial controls with reference to Consolidated Financial Statements of the Holding Company and operating effectiveness of such controls, refer to our separate report in **"Annexure A"**, wherein we have expressed an unmodified opinion.

- h. With respect to the other matters to be included in the auditor's report in accordance with the requirements of Section 197(16) of the Act, as amended:

We are informed that the provisions of section 197 read with Schedule V of the Act, relating to managerial remuneration are not applicable to the Holding Company, being a Government Company, in terms of Ministry of Corporate Affairs notification no-G.S.R.463(E) 5th June 2015.

- i. With respect to the other matters to be included in the Auditor's Report in accordance with Rule 11 of the Companies (Audit and Auditor's) Rules, 2014, in our opinion and to the best of our information and according to the explanations given to us:
- i. The Consolidated Financial Statements disclose the impact of pending litigations on the consolidated financial position of the Group, Refer Note 2.32 to the Consolidated Financial Statements.
- ii. The company does not have any long-term contracts including derivative contracts for which there were any material foreseeable losses.
- iii. There has been delay in transferring amounts, required to be transferred, to the Investor Education and Protection Fund by the Holding Company as detailed below

- a) Unclaimed amount of dividend:

Year	Amount involved (₹ In Crores)	Due date of amount to be transferred to IEPF	Actual date of transfer
2015-16	0.15	26-Apr-2023	26-Jun-2023

- b) Equity shares related to unclaimed dividend:

Year	No of shares	Due date of shares to be transferred to IEPF	Actual date of transfer
2015-16	3776	26-Apr-2023	07-Jun-2023 & 08-Jun-2023

- iv.

- a) The management of the Holding Company has represented that, to the best of its knowledge and belief, as disclosed in Note 2.35.17(a) to the Consolidated Financial Statements, no funds have been advanced or loaned or invested (either from borrowed funds or share premium or any other sources or kind of funds) by the Holding Company to or in any other persons or entities, including foreign entities ("Intermediaries") with the understanding, whether recorded in writing or otherwise, that the Intermediary shall:
- Directly or indirectly lend or invest in other persons or entities identified in any manner whatsoever by or on behalf of the Holding Company ("Ultimate Beneficiaries") or
 - Provide any guarantee, security or the like on behalf of the Ultimate Beneficiaries.

- b) The management of the Holding Company has represented, that, to the best of its knowledge and belief, as disclosed in Note 2.35.17(b) to the Consolidated Financial Statements, no funds have been received by the Holding Company from any persons or entities, including foreign entities ("Funding Parties"), with the understanding, whether recorded in writing or otherwise, that the group shall:
- Directly or indirectly, lend or invest in other persons or entities identified in any manner whatsoever by or on behalf of the Funding Party ("Ultimate Beneficiaries") or
 - Provide any guarantee, security or the like on behalf of the Ultimate Beneficiaries; and
- c) Based on the audit procedures performed by us that have been considered reasonable and appropriate in the circumstances, nothing has come to our notice that has caused us to believe that the representations under sub-clause (iv) (a) and (iv)(b) contain any material misstatement.
- v. The interim dividend declared and paid by the Holding Company during the year and until the date of this audit report is in accordance with Section 123 of the Act.

The final dividend paid by the Holding Company during the year which was declared for the previous financial year 2022-23 and approved by the members at Annual General Meeting is in accordance with section 123 of the Act to the extent it applies to payment of dividend.

As stated in Note 2.35.24 to the Consolidated Financial Statements, the Board of Directors of the Holding Company has recommended final dividend for the year which is subject to the approval of the members at the ensuing Annual General Meeting. The dividend declared is in accordance with section 123 of the Act to the extent it applies to declaration of dividend.

- vi. Based on our examination which included test checks and the report of the auditors of the five branches of the Holding Company and according to the information and explanations given to us, the holding company has used the accounting software for maintaining its books of account which has a feature of audit trail (edit log) facility and the same has operated throughout the year for all the relevant transactions recorded in such software except that:

The feature of recording audit trail (edit log) facility was not enabled at the database level to log any direct data changes for the accounting software used by Holding Company for maintaining the books of account.

During the course of our audit of Holding Company, we did not come across any instance of audit trail feature being tampered with for the period for which audit trail was enabled.

In the first year of applicability, the reporting on preservation of audit trail for record retention is not required as per "Implementation guide in Reporting on Audit Trail under Rule 11(g) of the Companies (Audit and Auditors) Rules, 2014 issued by ICAI.

For **VARMA & VARMA**
Chartered Accountants
FRN 004532S

Place: Hyderabad
Date: May 27, 2024

P R Prasanna Varma
Partner
M No. 025854
UDIN: **24025854BKGPYW9876**

ANNEXURE “A”

TO THE INDEPENDENT AUDITOR’S REPORT

(Referred to in paragraph 2(g) under the heading ‘Report on Other Legal & Regulator Requirement’ of our report to the Members of NMDC Limited of even date on the Consolidated Financial Statements for the year ended March 31,2024)

Report on the Internal Financial Controls with reference to Consolidated Financial Statements under Clause (i) of Sub-section 3 of Section 143 of the Companies Act, 2013 (“the Act”)

We have audited the internal financial controls with reference to Consolidated Financial Statements of **NMDC Limited** (“the Holding Company”) as of March 31, 2024, in conjunction with our audit of the Consolidated Financial Statements of the company for the year ended on that date.

Management’s Responsibilities for Internal Financial Controls

The Holding Company’s Management and Board of Directors are responsible for establishing and maintaining internal financial controls based on the internal control over financial reporting criteria established by the Holding Company considering the essential components of internal control stated in the Guidance Note on Audit of Internal Financial Controls over Financial Reporting issued by the Institute of Chartered Accountants of India (‘ICAI’). These responsibilities include the design, implementation and maintenance of adequate internal financial controls that were operating effectively for ensuring the orderly and efficient conduct of its business, including adherence to the respective company’s policies, the safeguarding of its assets, the prevention and detection of frauds and errors, the accuracy and completeness of the accounting records, and the timely preparation of reliable financial information, as required under the Act.

Auditors’ Responsibilities for the audit of Internal Financial Controls with reference to Consolidated Financial Statements

Our responsibility is to express an opinion on the internal financial controls with reference to the Consolidated Financial Statements based on our audit. We conducted our audit in accordance with the Guidance Note on Audit of Internal Financial Controls Over Financial Reporting (the “Guidance Note”) issued by the Institute of Chartered Accountants of India and the Standards on Auditing prescribed under section 143(10) of the Act, to the extent applicable to an audit of internal financial controls. Those Standards and the Guidance Note require that we comply with ethical requirements and plan and perform the audit to obtain reasonable assurance about whether adequate internal financial controls with reference to Consolidated

Financial Statement were established and maintained and if such controls operated effectively in all material respects.

Our audit involves performing procedures to obtain audit evidence about the adequacy of the internal financial controls system with reference to Consolidated Financial Statements and their operating effectiveness. Our audit of internal financial controls with reference to Consolidated Financial Statements included obtaining an understanding of internal financial controls with reference to Consolidated Financial Statements, assessing the risk that a material weakness exists, and testing and evaluating the design and operating effectiveness of internal control based on the assessed risk. The procedures selected depend on the auditor’s judgment, including the assessment of the risks of material misstatement of the Consolidated Financial Statements, whether due to fraud or error.

We believe that the audit evidence we have obtained and the audit evidence obtained by branch auditors of Holding company in terms of their reports referred to in the ‘Other Matters’ paragraph below is sufficient and appropriate to provide a basis for our audit opinion on the Holding Company’s internal financial controls with reference to Consolidated Financial Statements.

Meaning of Internal Financial Controls with reference to Consolidated Financial Statements

A company’s internal financial control with reference to Consolidated Financial Statements is a process designed to provide reasonable assurance regarding the reliability of financial reporting and the preparation of Consolidated Financial Statements for external purposes in accordance with generally accepted accounting principles. A company’s internal financial control with reference to Consolidated Financial Statements includes those policies and procedures that

1. Pertain to the maintenance of records that, in reasonable detail, accurately and fairly reflect the transactions and dispositions of the assets of the company;
2. Provide reasonable assurance that transactions are recorded as necessary to permit preparation of financial statements in accordance with generally accepted accounting principles, and that receipts and expenditures of the company are being made only in accordance with authorizations of management and directors of the company; and
3. Provide reasonable assurance regarding prevention or timely detection of unauthorized acquisition, use, or disposition of the company’s assets that could have a material effect on the financial statements.

Inherent Limitations of Internal Financial Controls with reference to Consolidated Financial Statements

Because of the inherent limitations of internal financial controls with reference to Consolidated Financial Statements, including the possibility of collusion or improper management override of controls, material misstatements due to error or fraud may occur and not be detected. Also, projections of any evaluation of the internal financial controls with reference to Consolidated Financial Statements to future periods are subject to the risk that the internal financial control with reference to Consolidated Financial Statements may become inadequate because of changes in conditions, or that the degree of compliance with the policies or procedures may deteriorate.

Opinion

In our opinion, to the best of our information and according to the explanations given to us, the holding company included in the Consolidated Financial Statements has, in all material respects, an adequate internal financial controls system with reference to Consolidated Financial Statements and such internal financial controls with reference to Consolidated Financial Statements were operating effectively as at March 31, 2024, based on the internal control over financial reporting criteria established by the Holding Company considering the essential components of internal control stated in the "Guidance Note on Audit of Internal Financial Controls Over Financial Reporting" issued by the Institute of Chartered Accountants of India.

Other Matters

Our aforesaid report under Section 143(3)(i) of the Act on the adequacy and operating effectiveness of the Internal financial controls with reference to standalone

financial statements of the Holding Company, in so far as it relates to 5 Branches, is based on the corresponding reports of the branch auditors of the Holding company.

Our aforesaid report under Section 143(3)(i) of the Act on the adequacy and operating effectiveness of the Internal financial controls with reference to consolidated financial statements in so far as it relates to 3 subsidiaries, 3 joint ventures and 3 associates incorporated in India or outside India, whose financial statements / financial information are unaudited and our opinion on the adequacy and operating effectiveness of the internal financial controls with reference to Consolidated Financial Statements of the Group is not affected as the Group's share of net profit/ loss (including Other Comprehensive Income) and disclosures included in respect of these subsidiaries, joint ventures and associates in these Consolidated Financial Statements are not material to the Group.

Our report is not modified in respect of the above matters.

As per our attached report of even dated

For **VARMA & VARMA**
Chartered Accountants
FRN 004532S

P R Prasanna Varma
Partner
M No. 025854

UDIN: **24025854BKGPYW9876**

Place: Hyderabad
Date: May 27, 2024

CONSOLIDATED BALANCE SHEET

AS AT 31ST MARCH 2024

INR in crore

Particulars	Note No.	Figures as at the end of current reporting year 31 st March 2024	Figures as at the end of previous reporting year 31 st March 2023 (*)	Figures as at 1 st April 2022 (*)
ASSETS				
Non-current Assets				
a) Property, plant & equipment	2.1.1	2,477.88	2,381.31	3,024.61
b) Right-of-Use Assets	2.1.2	42.61	7.44	8.27
c) Capital work-in-progress	2.2	3,230.51	1,991.55	1,328.31
d) Goodwill		93.89	93.89	93.89
e) Other intangible assets	2.3	762.24	715.93	535.72
f) Intangible assets under development	2.4	4.14	6.49	5.00
Financial assets				
i) Investments	2.4.1	951.17	934.68	894.95
ii) Loans	2.4.2	81.74	62.62	40.77
iii) Other Financial Assets	2.4.3	2,609.89	2,605.11	589.75
h) Deferred tax assets (Net)	2.5	265.89	297.50	568.94
i) Other non-current assets	2.6	3,592.54	3,302.92	2,103.89
Total non-current assets		14,112.50	12,399.44	9,194.10
Current Assets :				
a) Inventories	2.7	2,766.95	2,660.58	2,125.21
Financial assets				
i) Investments	2.8.1a	4.89	5.75	5.90
ii) Trade receivables	2.8.1b	3,508.93	4,361.23	4,190.45
iii) Cash and cash equivalents	2.8.2	109.39	93.00	120.60
iv) Bank balances other than (ii) above	2.8.3	12,254.26	7,004.75	7,856.87
v) Other financial assets	2.8.4	335.80	531.85	583.86
c) Current tax assets (Net)	2.9	830.69	1,121.82	899.86
d) Other current assets	2.10	1,736.64	1,773.84	1,170.83
e) Assets held for disposal	2.11	0.98	0.66	0.81
Total current assets		21,548.53	17,553.48	16,954.39
Total Assets		35,661.03	29,952.92	26,148.49
EQUITY AND LIABILITIES				
Equity				
a) Equity share capital	2.12	293.07	293.07	293.07
b) Other Equity	2.13	25,362.83	22,327.76	17,725.18
Equity attributable to owners of NMDC Ltd		25,655.90	22,620.83	18,018.25
Non-controlling interest		17.01	14.23	13.45
Total equity		25,672.91	22,635.06	18,031.70
Liabilities				
Non-current liabilities				
a) Financial liabilities				
i) Borrowings	2.14.1	-	-	-
ia) Lease Liability	2.14.2	1.76	5.02	5.85
ii) Other Financial liabilities	2.14.3	150.28	150.28	150.28
b) Provisions	2.14.4	1,431.26	1,255.99	1,092.46
Total non-current liabilities		1,583.30	1,411.29	1,248.59
Current liabilities				
a) Financial liabilities				
i) Borrowings	2.15.1	3,356.54	2,121.19	3,028.65
ia) Lease Liability	2.15.2	0.48	1.66	1.59
ii) Trade payables	2.15.3			
a) Total Outstanding dues of Micro Enterprises and Small Enterprises		28.29	25.23	26.59
b) Total Outstanding dues of Creditors other than Micro Enterprises and Small Enterprises		384.26	400.68	638.17
iii) Other financial liabilities	2.15.4	1,119.28	896.93	521.78
b) Other current liabilities	2.16	3,027.12	2,337.02	2,636.30
c) Provisions	2.17.1	255.29	123.86	15.12
d) Current Tax Liabilities (Net)	2.17.2	233.56	-	-
Total current liabilities		8,404.82	5,906.57	6,868.20
Total liabilities		9,988.12	7,317.86	8,116.79
Total equity and liabilities		35,661.03	29,952.92	26,148.49

(*) - Restated as per Note No. 2.35.13

Material Accounting Policy information and notes to Financial Statements : 1.2 & 2

For and on behalf of the Board

As per separate report of even dated attached
For M/s Varma & Varma,
 Chartered Accountants
 Firm Regn No: 004532S

(DILIP KUMAR MOHANTY)
 Director (Production)
 DIN: 09296720

(AMITAVA MUKHERJEE)
 Chairman-Cum-Managing Director (Additional Charge),
 Director (Finance)
 DIN: 08265207

(P R PRASANNA VARMA)
 Partner
 Membership No: 025854

(AS PARDHA SARADHI)
 ED & Company Secretary

Place: Hyderabad
 Dated: 27th May 2024

CONSOLIDATED STATEMENT OF PROFIT AND LOSS

FOR YEAR ENDED 31ST MARCH 2024

INR in crore

Particulars	Note No	Figures for the current reporting year 31 st March 2024	Figures for the previous reporting year 31 st March 2023
I. Revenue from operations	2.18	21,307.85	17,666.88
II. Other Income	2.19	1,370.88	768.22
III. Total Income (I+II)		22,678.73	18,435.10
IV. Expenses :			
Consumption of raw materials	2.20	20.97	70.59
Consumption of Stores & Spares (Refer Note - 2.30)		652.72	556.34
Changes in inventories of finished goods/ Work in progress	2.21	(93.36)	(496.33)
Employee benefit expense	2.22	1,625.54	1,530.57
Power and electricity	2.23	168.10	144.10
Repairs & maintenance	2.24	246.34	210.01
Royalty & other Levies (Refer Note - 2.35.14)		9,214.13	7,725.04
Selling Expenses	2.25	338.47	263.00
Finance cost	2.26	78.24	75.23
Depreciation and amortisation expense	2.1 & 2.3	350.66	336.18
Other expenses	2.27	1,842.11	1,611.03
Total expenses		14,443.92	12,025.76
V. Profit before exceptional items and tax (III-IV)		8,234.81	6,409.34
VI. Exceptional items Income/(Expenditure)	2.28	(282.15)	1,237.27
VII. Profit before tax (V+VI)		7,952.66	7,646.61
VIII. Tax expense :			
(1) Current year	2.29	2,117.62	1,664.65
(2) Earlier years (net) (Refer Note - 2.35.1)		231.18	172.13
(3) Deferred tax	2.29	31.62	271.43
		2,380.42	2,108.21
IX. Profit for the year from continuing operations (VII-VIII)		5,572.24	5,538.40
X. Loss from discontinued operations		(1.32)	(0.91)
XI. Tax expense of discontinued operations		(0.33)	(0.23)
XII Loss from discontinued operations(X-XI)		(0.99)	(0.68)
XIII Profit for the year (IX +XII)		5,571.25	5,537.72
XIV. Share of non controlling interest (Loss)		(4.19)	1.10
XV. Share of Profit /(Losses) of Associates		(0.38)	64.84
XVI. Profit after adjusting minority interest and share of loss of Associates (XIII-XIV+XV)		5,575.06	5,601.46
Other Comprehensive Income			
Item that will not be reclassified to profit or loss Re-measurements of post-employment benefit obligations		(34.04)	115.14
Income tax relating to these items		12.81	(9.98)
B) (i) Item that will be reclassified to profit or loss		(0.80)	(0.19)
XVII. Other Comprehensive income (Net of tax)		(22.03)	104.97
XVIII. Total Comprehensive income for the year (XVI-XVII)		5,553.03	5,706.43
Profit is attributable to :			
Owners of the parent		5,570.87	5,602.56
Non Controlling Interest		(4.19)	1.10
		5,575.06	5,601.46
Other Comprehensive Income/(Expenses) attributable to:			
Owners of the parent		(21.23)	104.97
Non Controlling Interest		(0.80)	-
		(22.03)	104.97
Total Comprehensive attributable to:			
Owners of the parent		5,549.64	5,707.53
Non Controlling Interest		(4.99)	1.10
		5,554.63	5,706.43
Earnings per equity share (for continuing operation)			
i) Basic	2.33.5	19.02	19.11
ii) Diluted	2.33.5	19.02	19.11
Earnings per equity share (for discontinued operation)			
i) Basic	2.33.5	-	-
ii) Diluted	2.33.5	-	-
Earnings per equity share (for discontinued & continuing operation)			
i) Basic	2.33.5	19.02	19.11
ii) Diluted	2.33.5	19.02	19.11

For and on behalf of the Board

As per separate report of even dated attached
For M/s Varma & Varma,
 Chartered Accountants
 Firm Regn No: 004532S

(DILIP KUMAR MOHANTY)
 Director (Production)
 DIN: 09296720

(AMITAVA MUKHERJEE)
 Chairman-Cum-Managing Director (Additional Charge),
 Director (Finance)
 DIN: 08265207

(P R PRASANNA VARMA)
 Partner
 Membership No: 025854

(AS PARDHA SARADHI)
 ED & Company Secretary

Place: Hyderabad
 Dated: 27th May 2024

STATEMENT OF CHANGES IN EQUITY

FOR THE YEAR ENDED 31ST MARCH 2024

a) Equity Share Capital

INR in crores

Particulars	Note No.	Amount
Balance as at 1 st April 2022	2.12	293.07
Changes in Equity share capital		
Balance as at 31st March 2023	2.12	293.07
Changes in Equity share capital		-
Balance as at 31st March 2024		293.07

b) Other Equity - 2.13

INR in crores

Particulars	Reserve & Surplus						
	General Reserve	Retained earnings	Capital Redemption Reserve	Other Comprehensive Income	Capital Reserve	Total Owners Equity	Non-controlling interest
Balance as at 1st April 2022	15,617.90	1,761.52	103.40	4.12	238.24	17,725.18	13.45
Profit for the year		5,601.46				5,601.46	1.10
Other Comprehensive Income net of tax				104.99		104.99	-
Demerger Expenses pursuant to scheme of arrangement		(2.27)				(2.27)	
Interim Dividends (2022-23)		(1,098.98)				(1,098.98)	
Foreign Exchange Translation Reserve (OCI)				(2.83)		(2.83)	(0.32)
Adjustment on Consolidation		0.21				0.21	-
Transfer to General Reserve	4,400.00	(4,400.00)				-	
Total	4,400.00	100.42	-	102.16	-	4,602.58	0.78
Balance as at 31st March 2023	20,017.90	1,861.94	103.40	106.28	238.24	22,327.76	14.23
Balance as at 1st April 2023	20,017.90	1,861.94	103.40	106.28	238.24	22,327.76	14.23
Profit for the year		5,575.06				5,575.06	(4.19)
Addition in the holding							7.49
Other Comprehensive Income net of tax				(22.10)		(22.10)	
Interim Dividend (2023-24)		(1,685.11)				(1,685.11)	
Final Dividend (2022-23)		(835.23)				(835.23)	
Foreign Exchange Translation Reserve (OCI)				(4.68)		(4.68)	(0.52)
Adjustment on Consolidation		7.13				7.13	
Transfer to General Reserve	3,000.00	(3,000.00)				-	
Total	3,000.00	61.85	-	(26.78)	-	3,035.07	2.78
Balance as at 31st March 2024	23,017.90	1,923.79	103.40	79.50	238.24	25,362.83	17.01

For and on behalf of the Board

As per separate report of even dated attached
For M/s Varma & Varma,
 Chartered Accountants
 Firm Regn No: 004532S

(DILIP KUMAR MOHANTY)
 Director (Production)
 DIN: 09296720

(AMITAVA MUKHERJEE)
 Chairman-Cum-Managing Director (Additional Charge),
 Director (Finance)
 DIN: 08265207

(P R PRASANNA VARMA)
 Partner
 Membership No: 025854

(AS PARDHA SARADHI)
 ED & Company Secretary

Place: Hyderabad
 Dated: 27th May 2024

CONSOLIDATED CASH FLOW STATEMENT

FOR YEAR ENDED 31ST MARCH 2024

INR in crore

Particulars	Figures as at the end of current reporting year 31 st March 2024	Figures as at the end of previous reporting year 31 st March 2023
CASH FLOW FROM OPERATING ACTIVITIES		
Profit/(Loss) before income tax from		
Continued Operations	7,952.66	7,646.61
Discontinued Operations	(1.32)	(0.91)
Profit before income tax including discontinued operations	7,951.34	7,645.70
Adjustments for non cash/non operational expenses:		
Depreciation & amortisation expense	359.42	336.18
Reversal of impairment loss	(8.76)	-
(Profit)/Loss on disposal of property, plant & equipment	0.72	(0.09)
Profit on Sale of Mutual Funds	(0.22)	(4.90)
Provision for bad & doubtful advances	2.18	13.02
Interest Income classified as cash flow from investing activities	(1,033.88)	(544.49)
Finance Costs	78.24	75.23
Operating Profits before working capital changes	7,349.04	7,520.65
Adjustments for working capital changes:		
(Increase)/ Decrease in Investments	0.86	0.15
(Increase)/ Decrease in trade receivables	850.12	(183.80)
(Increase)/Decrease in inventories	(106.37)	(535.37)
(Increase)/Decrease in other financial assets	249.86	38.88
(Increase)/Decrease loans to employees and related parties	(19.89)	(2,038.38)
(Increase)/Decrease in other non current assets	(188.18)	(425.63)
(Increase)/Decrease in other current assets	37.20	(603.01)
(Increase)/Decrease in assets held for disposal	(0.32)	0.15
Increase/(Decrease) in trade payables	(13.36)	(238.85)
Increase/(Decrease) in provisions	201.07	273.31
Increase/(Decrease) employee benefit obligations	(18.82)	113.85
Increase/(Decrease) in other financial liabilities	174.46	283.41
Increase/(Decrease) in other current liabilities	690.10	(299.28)
Cash generated from operations	9,205.77	3,906.08
Income Taxes paid	(1,810.97)	(2,068.49)
Net Cash Flow from operating activities	7,394.80	1,837.59

CONSOLIDATED CASH FLOW STATEMENT (CONTT...)

FOR YEAR ENDED 31ST MARCH 2024

INR in crore

Particulars	Figures as at the end of current reporting year 31 st March 2024	Figures as at the end of previous reporting year 31 st March 2023
CASH FLOW FROM INVESTING ACTIVITIES		
Acquisition of tangible and intangible assets and towards capital work in progress (net of sale proceeds)	(1,847.09)	(1,247.22)
investments	(8.07)	22.26
Investment in Mutual Funds (Net)	0.22	4.90
Interest received	976.06	558.79
Investment in term deposits with more than three months	(5,197.55)	863.52
Net Cash Flow from investing activities	(6,076.43)	202.25
CASH FLOW FROM FINANCING ACTIVITIES		
Amount paid on Demerger expenses pursuant to the scheme of arrangement	-	(2.27)
(Repayment)/Proceeds from borrowings (current)	1,235.35	(907.46)
Lease Liability	(4.43)	(0.76)
Deposits (paid) / Encashed towards LCs and BGs (towards non fund based facilities)	66.24	17.55
Interest paid	(78.24)	(75.23)
Dividends paid (including tax thereon and net off balances for unpaid dividends)	(2,520.90)	(1,099.27)
Net Cash Flow from financing activities	(1,301.98)	(2,067.44)
Net increase (decrease) in cash and cash equivalent	16.39	(27.60)
Cash & Cash equivalents at the beginning of the year	93.00	120.60
Cash & Cash equivalents at the end of the year	109.39	93.00
Details of the Cash and Cash Equivalents (Note no. 2.82.2)		
Cash in hand	-	-
On Current Accounts	43.06	93.00
On Deposit Accounts (Original Maturity less than 3 months)	66.33	-
Total Cash & Cash equivalents at the end of the year	109.39	93.00
Restricted Cash Balance	-	-

For and on behalf of the Board

As per separate report of even dated attached
For M/s Varma & Varma,
 Chartered Accountants
 Firm Regn No: 004532S

(DILIP KUMAR MOHANTY)
 Director (Production)
 DIN: 09296720

(AMITAVA MUKHERJEE)
 Chairman-Cum-Managing Director (Additional Charge),
 Director (Finance)
 DIN: 08265207

(P R PRASANNA VARMA)
 Partner
 Membership No: 025854

(AS PARDHA SARADHI)
 ED & Company Secretary

Place: Hyderabad
 Dated: 27th May 2024

NOTES

TO THE FINANCIAL STATEMENTS (CONSOLIDATED)

Note: 1 Company Information and Material Accounting Policy Information

1.1 Company Information:

NMDC Limited (the company) is a Navaratna Public Sector Enterprise under the Ministry of Steel, Government of India and single largest producer of iron ore in India. It owns and operates highly mechanized iron ore mines in the state of Chhattisgarh and Karnataka and has its registered office at Hyderabad, Telangana. It also operates the only mechanized diamond mine in India at Panna, Madhya Pradesh. NMDC has its own R&D Centre at Hyderabad which is recognized as a Centre of Excellence by UNIDO.

These consolidated financial statements comprise the financial statements of the Company, its Subsidiaries and Company's interest in the Joint Ventures & Associates. Company is having Four Subsidiaries, Three Joint Ventures and Three Associates.

The Consolidated financial statements for the year ended 31st March 2024, were approved for issue by the Board of directors of the company on 27th May 2024 and Shri. Amitava Mukherji, Chairman cum Managing Director (Additional charge) / Director (Finance) is hereby authorized to amend the Financial Statements for the changes, if any, arising out of C&AG Audit.

1.2 Basis of preparation and Material Accounting Policy information:

1.2.1 Basis of preparation

(a) Statement of compliance

The consolidated financial statements have been prepared in accordance with Indian Accounting Standards ("Ind AS") notified under the Companies (Indian Accounting Standards) Rules, 2015, as amended and other relevant provisions of the Act.

(b) Basis of measurement

The consolidated financial statements have been prepared on a historical cost convention and on an accrual basis, except for the following material items that have been measured at fair value as required by relevant Ind AS:

- i) Certain financial assets and liabilities measured at fair value (refer accounting policy on financial instruments);
- ii) Defined benefit and other long-term employee benefits.

(c) Functional and presentation currency

The consolidated financial statements are presented in Indian rupees, which is the functional currency of the Company and the currency of the primary economic environment in which the entity operates. All financial information presented in Indian rupees has been rounded to the nearest crore except share and per share data.

(d) Use of estimates and judgement

The preparation of consolidated financial statements in conformity with Ind AS requires management to make judgments, estimates and assumptions that affect the application of accounting policies and the reported amounts of assets, liabilities, income and expenses. Actual results may differ from these estimates. Estimates and underlying assumptions are reviewed on a periodic basis. Revisions to accounting estimates are recognized in the period in which the estimates are revised [and in any future periods affected].

(e) Principles of Consolidation

The consolidated Financial Statements have been prepared on the following basis:

- i) The consolidated financial statements are prepared to the extent possible by using uniform accounting policies for like transactions and other events in similar circumstances and are presented in the same manner as the Company's separate financial statements except as otherwise stated.
- ii) The financial statements of the Company and its subsidiary companies are combined on a line-by-line basis by adding together the book values of like items of assets, liabilities, income and expenses, after fully eliminating intra-group balances and intra-group transactions resulting in unrealized profits or losses as specified in Indian Accounting Standard 110 – "Consolidated Financial Statements".
- iii) Investments in Associates/Joint Ventures are accounted for, using equity method as per Indian Accounting Standard 28 – "Investments in Associates and Joint Ventures".
- iv) The difference between the cost of investment in the subsidiaries, joint ventures, and associates and the Company's share of net assets at the time of acquisition of shares in the subsidiaries, joint ventures

Notes to CFS - contd.

and associates is recognized in the financial statements as Goodwill or Capital Reserve as the case may be.

- v) Non controlling interest in net profit/loss of the subsidiaries for the year is identified and adjusted against the income of the group in order to arrive at the net income attributable to the shareholders of the company
- vi) Non controlling interest in the net assets of consolidated subsidiaries is identified and presented in the consolidated balance sheet separately from liabilities and equity of the Company's shareholders.

1.2.2 Material Accounting Policy information:

i. Foreign currency transactions and balances

Transactions in foreign currency are translated into the respective functional currencies using the exchange rates prevailing at the dates of the respective transactions. Foreign exchange gains and losses resulting from the settlement of such transactions and from the translation at the exchange rates prevailing at reporting date of monetary assets and liabilities denominated in foreign currencies are recognized in the statement of profit and loss and reported within foreign exchange gains/ (losses).

Non-monetary assets and liabilities denominated in a foreign currency and measured at historical cost are translated at the exchange rate prevalent at the date of transaction.

ii. Investment in Subsidiaries, Joint Venture and Associates

Investment in Subsidiaries, Joint Ventures and Associates are measured at cost. Dividend income is recognised when its right to receive the dividend is established".

iii. Financial instruments

All financial instruments are recognized initially at fair value. Transaction costs that are attributable to the acquisition of the financial asset (other than financial assets recorded at fair value through profit or loss) are included in the fair value of the financial assets. Purchase or sales of financial assets that require delivery of assets within a time frame established by regulation or convention in the market place (regular way trade) are recognized on trade date. While, loans and borrowings and payable are recognized net of directly attributable transactions costs.

For the purpose of subsequent measurement, financial instruments of the Company are classified in the following categories: non-derivative financial assets comprising amortized cost; non derivative financial liabilities at amortized cost.

The classification of financial instruments depends on the objective of the business model for which it is held. Management determines the classification of its financial instruments at initial recognition.

Financial instrument is derecognized only when the company has transferred its right to receive/ extinguish its obligation to pay cash flow from such financial instruments.

a) Non-derivative financial assets

Financial assets at amortized cost

A financial asset shall be measured at amortized cost if both of the following conditions are met:

- the financial asset is held within a business model whose objective is to hold financial assets in order to collect contractual cash flows and
- the contractual terms of the financial asset give rise on specified dates to cash flows that are solely payments of principal and interest on the principal amount outstanding

They are presented as current assets, except for those maturing later than 12 months after the reporting date which are presented as non-current assets. Financial assets are measured initially at fair value plus transaction costs and subsequently carried at amortized cost using the effective interest method, less any impairment loss.

Amortized cost is represented by security deposits, cash and cash equivalents, employee and other advances and eligible current and non-current assets.

Cash and cash equivalents comprise cash on hand, in banks and short term demand deposits with banks with original maturity period of three months or less which can be withdrawn at any time without prior notice or penalty on the principal.

For the purposes of the cash flow statement, cash and cash equivalents include cash on hand, in banks and demand deposits with banks, net of outstanding bank overdrafts that are repayable on demand and are considered part of the Company's cash management system.

b) Non-derivative financial liabilities

Financial liabilities at amortized cost

Financial liabilities at amortized cost represented by trade and other payables are initially recognized at fair value, and subsequently carried at amortized cost using the effective interest method.

iv. Property, Plant and Equipment

a) Recognition and measurement:

Normally Property, Plant and Equipment are measured at cost less accumulated depreciation

Notes to CFS - contd.

and impairment losses, if any. Cost includes expenditures directly attributable to the acquisition of the asset. The Company has elected to apply the optional exemption to use the previous GAAP value as deemed cost at 1 April 2015, the date of transition.

Spare parts, stand by equipment and service equipment meeting the definition of PPE and having value of more than ₹ 20 lakh in each case, are capitalized as and when available for use.

Depreciation:

Normally the Company depreciates property, plant and equipment over the estimated useful life of the assets as prescribed in Schedule II of the Companies Act 2013 on a straight-line basis. Depreciation is charged on pro-rata basis on additions / disposals of assets during the year. Wherever the useful life is determined by technical assessment for certain assets, such assets are depreciated as per their assessed life. Assets acquired under finance lease and leasehold improvements are amortized over the lower of estimated useful life and related term. Depreciation methods, useful lives and residual values are reviewed at each reporting date.

When parts of an item of property, plant and equipment have different useful lives, they are accounted for as separate items (major components) of property, plant and equipment. Subsequent expenditure relating to property, plant and equipment is capitalized only when it is probable that future economic benefits associated with these will flow to the Company and the cost of the item can be measured reliably. Repairs and maintenance costs are recognized in the statement of profit and loss when incurred. The cost and related accumulated depreciation are eliminated from the consolidated financial statements upon sale or disposition of the asset and the resultant gains or losses are recognized in the statement of profit and loss.

Fixed Assets costing ₹ 5,000 or less are fully depreciated in the year of purchase.

b) Capital Work-in-Progress:

Assets in the course of construction are included under capital work in progress and are carried at cost less any recognized impairment loss. Such capital work in progress, on completion, is transferred to the appropriate category of property, plant and equipment.

Expenses for assessment of new potential projects incurred till investment decisions are charged to revenue. Expenditure incurred for projects after investment decisions are accounted for under capital work in progress and capitalized subsequently.

Any costs directly attributable to acquisition/ construction of property, plant and equipment till it is brought to the location and condition necessary for it to be capable of operating in the manner as intended by the management form part of capital work-in-progress.

c) Treatment of expenditure incurred on Assets not owned by the Company

Expenditure incurred on any facility, the ownership of which is not vested with the company, but the incurrance of which is essential in bringing an asset/projects of NMDC to the location and condition necessary to be capable of operating in the manner intended by the management, shall be capitalized as a part of the overall cost of the said asset/project. Else the same shall be charged to revenue.

v. Intangible assets

Intangible assets are stated at cost less accumulated amortization and impairment. Intangible assets are amortized over their respective estimated useful lives on a straight-line basis, from the date that they are available for use. The estimated useful life of an identifiable intangible asset is based on a number of factors including the effects of obsolescence, demand, competition and other economic factors (such as the stability of the industry and known technological advances) and the level of maintenance expenditures required to obtain the expected future cash flows from the asset.

Mining rights are accounted as Intangible assets and amortised over the period of life of the mining lease.

vi. Inventory

- a) Raw materials, Stores and spares (including loose tools and implements), work in process and finished products are valued at lower of cost and net realizable value of the respective units.
- b) The basis of determining the cost is

Raw materials	Weighted average cost
Stores and spares	Weighted average cost
Stores in Transit	At cost
Work in process and finished goods	Material cost plus appropriate share of labour, related overheads and levies.

- c) In case of identified Obsolete/Surplus/Non-moving items necessary provision is made and charged to revenue.
- d) Stationery, Medical, Canteen, School Stores, Cotton Waste, Hospital Stores and Lab stores (excluding for R & D Lab) charged off to Revenue on procurement.

Notes to CFS - contd.

- e) No credit is taken in respect of stock of run of mine ore, embedded ore, Iron ore slimes.

vii. Impairment

a) Financial assets

In accordance with Ind AS 109, the Company applies expected credit loss (ECL) model for measurement and recognition of impairment loss.

The Company follows 'simplified approach' for recognition of impairment loss allowance on trade receivables.

The application of simplified approach does not require the Company to track changes in credit risk. Rather, it recognises impairment loss allowance based on lifetime ECLs at each reporting date, right from its initial recognition

For recognition of impairment loss on other financial assets and risk exposure, the Company determines that whether there has been a significant increase in the credit risk since initial recognition. If credit risk has not increased significantly, 12-month ECL is used to provide for impairment loss. However, if credit risk has increased significantly, lifetime ECL is used. If in subsequent period, credit quality of the instrument improves such that there is no longer a significant increase in credit risk since initial recognition, then the entity reverts to recognising impairment loss allowance based on 12 month ECL

Lifetime ECLs are the expected credit losses resulting from all possible default events over the expected life of a financial instrument. The 12 month ECL is a portion of the lifetime ECL which results from default events that are possible within 12 months after the reporting date

ECL is the difference between all contractual cash flows that are due to the Company in accordance with the contract and all the cash flows that the entity expects to receive (i.e. all shortfalls), discounted at the original EIR. When estimating the cash flows, an entity is required to consider:

- i) All contractual terms of the financial instrument (including prepayment, extension etc.) over the expected life of the financial instrument. However, in rare cases when the expected life of the financial instrument cannot be estimated reliably, then the entity is required to use the remaining contractual term of the financial instrument.
- ii) Cash flows from the sale of collateral held or other credit enhancements that are integral to the contractual terms.

ECL impairment loss allowance (or reversal) recognised during the period is recognised as

income/expense in the statement of profit and loss. The balance sheet presentation for various financial instruments is described below:

Financial assets measured at amortised cost, contractual revenue receivable: ECL is presented as an allowance, i.e. as an integral part of the measurement of those assets in the balance sheet. The allowance reduces the net carrying amount. Until the asset meets write off criteria, the Company does not reduce impairment allowance from the gross carrying amount.

b) Non-financial assets

The Company assesses at each reporting date whether there is any objective evidence that a non financial asset or a group of non financial assets is impaired. If any such indication exists, the Company estimates the amount of impairment loss.

An impairment loss is calculated as the difference between an asset's carrying amount and recoverable amount. Losses are recognised in profit or loss and reflected in an allowance account. When the Company considers that there are no realistic prospects of recovery of the asset, the relevant amounts are written off. If the amount of impairment loss subsequently decreases and the decrease can be related objectively to an event occurring after the impairment was recognised, then the previously recognised impairment loss is reversed through profit or loss.

The recoverable amount of an asset or cash-generating unit (as defined below) is the greater of its value in use and its fair value less costs to sell. In assessing value in use, the estimated future cash flows are discounted to their present value using a pre-tax discount rate that reflects current market assessments of the time value of money and the risks specific to the asset. For the purpose of impairment testing, assets are grouped together into the smallest group of assets that generates cash inflows from continuing use that are largely independent of the cash inflows of other assets or groups of assets (the "cash-generating unit").

viii. Employee benefits

a) Payments under Employees' Family Benefit Scheme

Under the NMDC Employees' family benefit scheme, monthly payments are made till the normal date of retirement to the family members of those employees who are discharged from service due to medical reasons or death, on deposit of the amount envisaged in the scheme, and liability for the payments are accounted for on the basis of actuarial valuation and the amount is administered by a separate Trust.

Notes to CFS - contd.

b) Gratuity & Provident fund

Gratuity payable to eligible employees is administered by a separate Trust. Payments to the trust towards contributions and other demands are made on the basis of actuarial valuation.

The company's contribution to the provident fund is remitted to a separate trust based on a fixed percentage of the eligible employees' salary. Further, the company makes good the shortfall, if any, between the return from investments of trust and the notified rate of interest on actuarial valuation basis.

c) Pension Fund

Defined contributions to NMDC Employees' Contributory Pension Scheme are made on accrual basis at a rate as approved from time to time to a fund which is administered by a separate Trust.

d) Accrued Leave Salary

Liability towards Accrued Leave Salary, as at the end of the year is recognized on the basis of actuarial valuation and the amount is administered by a separate trust.

e) Other Benefits

Liability towards Long Service Award, Settlement Allowance and Post Retirement Medical Facilities to employees as at the end of the year is recognized on the basis of actuarial valuation. Such amounts towards Settlement Allowance and Post Retirement Medical Benefits are administered by a separate trust.

Actuarial gains or losses are recognized in other comprehensive income. Further, the profit or loss does not include an expected return on plan assets. Instead, net interest recognized in profit or loss is calculated by applying the discount rate used to measure the defined benefit obligation to the net defined benefit liability or asset. The actual return on the plan assets above or below the discount rate is recognized as part of re-measurement of net defined liability or asset through other comprehensive income.

Re-measurements comprising actuarial gains or losses and return on plan assets (excluding amounts included in net interest on the net defined benefit liability) are not reclassified to profit or loss in subsequent periods.

ix. Provisions & Contingent Liability:

All the provisions are recognized as per Ind AS 37. Provisions **(including mine closure)** are recognized when the Company has a present obligation (legal or constructive) as a result of a past event, it is probable that an outflow of economic benefits will be required to settle the obligation and a reliable estimate can be made of the amount of the obligation.

The amount recognized as a provision is the best estimate of the consideration required to settle the present obligation at the end of the reporting period, taking into account the risks and uncertainties surrounding the obligation.

When some or all of the economic benefits required to settle a provision are expected to be recovered from a third party, the receivable is recognized as an asset, if it is virtually certain that reimbursement will be received and the amount of the receivable can be measured reliably.

Provisions for onerous contracts are recognized when the expected benefits to be derived by the Company from a contract are lower than the unavoidable costs of meeting the future obligations under the contract. Provisions for onerous contracts are measured at the present value of lower of the expected net cost of fulfilling the contract and the expected cost of terminating the contract.

Contingent liabilities are possible obligations that arises from past events, the existence of which would be confirmed only by the occurrence or non-occurrence of one or more uncertain future events not wholly within the control of the company or a present obligation for which payment is not probable or the amount cannot be measured reliably. These are disclosed in the financial statements unless the possibility of any outflow in settlement is remote.

x. Revenue recognition

Revenue from contracts with customers is recognized when control of the goods or services is transferred to the customer at an amount that reflects the consideration to which the Company expects to be entitled in exchange for those goods or services.

If the consideration in a contract includes a variable amount, the Company estimates the amount of consideration to which it will be entitled in exchange for transferring the goods to the customer. The variable consideration is estimated at contract inception and constrained until it is highly probable that a significant revenue reversal in the amount of cumulative revenue recognised will not occur when the associated uncertainty with the variable consideration is subsequently resolved.

All revenue from sale of goods is recognised at a point in time. Revenue from wind power and services is recognised over time.

The timing of transfer of control in case of sale of goods varies depending upon individual transfer terms of the contract.

Export sales: In Export sales control passes to the customer on the date of Bill of Lading.

Notes to CFS - contd.

Domestic sales: Control passes to the customer on the date of delivery which is generally the forwarding note (rail dispatches)/ lorry receipt/ delivery challan. However, in case of spot auction under electronic mode, control passes to the customer on conclusion of the auction and receipt of money.

Obsolete stores & scrap: Control passes to the customer on the date of realisation.

Contract asset:

A contract asset is the right to consideration in exchange for goods or services transferred to the customer. If the Company performs by transferring goods or services to a customer before the customer pays consideration or before payment is due, a contract asset is recognised for the earned consideration that is conditional.

Trade receivables

A receivable represents the Company's right to an amount of consideration that is unconditional (i.e., only the passage of time is required before payment of the consideration is due).

Contract liability

A contract liability is the obligation to transfer goods or services to a customer for which the Company has received consideration (or an amount of consideration is due) from the customer. If a customer pays consideration before the Company transfers goods or services to the customer, a contract liability is recognised when the payment is made or the payment is due (whichever is earlier). Contract liabilities are recognised as revenue when the Company performs under the contract.

xi. Finance income and expense

Finance income consists of interest income on funds invested, dividend income and gains on the disposal of Fair value through profit and loss account financial assets. Interest income is recognized as it accrues in the statement of profit and loss, using the effective interest method.

Dividend income is recognized in the statement of profit and loss on the date the Company's right to receive payment is established.

Finance expenses consist of interest expense on loans and borrowings. Borrowing costs are recognized in the statement of profit and loss using the effective interest method.

Foreign currency gains and losses are reported on a net basis. This includes changes in the fair value of foreign exchange derivative instruments, which are accounted at fair value through profit or loss.

xii. Income tax

Tax comprises current and deferred tax. Income tax expense is recognized in the statement of profit and loss except to the extent it relates to items directly recognized in equity or in other comprehensive income.

a) Current income tax

Current income tax for the current and prior periods are measured at the amount expected to be recovered from or paid to the taxation authorities based on the taxable income for the period. The tax rates and tax laws used to compute the current tax amount are those that are enacted or substantively enacted by the reporting date and applicable for the period. The Company offsets current tax assets and current tax liabilities, where it has a legally enforceable right to set off the recognized amounts and where it intends either to settle on a net basis or to realize the asset and liability simultaneously.

b) Deferred income tax

Deferred income tax is recognized using the balance sheet approach. Deferred income tax assets and liabilities are recognized for deductible and taxable temporary differences arising between the tax base of assets and liabilities and their carrying amount in financial statements, except when the deferred income tax arises from the initial recognition of goodwill or an asset or liability in a transaction that is not a business combination and affects neither accounting nor taxable profits or loss at the time of the transaction. Deferred income tax asset are recognized to the extent that it is probable that taxable profit will be available against which the deductible temporary differences, and the carry forward of unused tax credits and unused tax losses can be utilized. Deferred income tax liabilities are recognized for all taxable temporary differences. The carrying amount of deferred income tax assets is reviewed at each reporting date and reduced to the extent that it is no longer probable that sufficient taxable profit will be available to allow all or part of the deferred income tax asset to be utilized. Deferred income tax assets and liabilities are measured at the tax rates that are expected to apply in the period when the asset is realized or the liability is settled, based on tax rates (and tax laws) that have been enacted or substantively enacted at the reporting date.

xiii. Earnings per share (EPS)

Basic earnings per share is computed using the weighted average number of equity shares outstanding during the year.

Notes to CFS - contd.

Diluted EPS is computed by dividing the net profit after tax by the weighted average number of equity shares considered for deriving basic EPS and also weighted average number of equity shares that could have been issued upon conversion of all dilutive potential equity shares. Dilutive potential equity shares are deemed converted as of the beginning of the year, unless issued at a later date. Dilutive potential equity shares are determined independently for each year presented. The number of equity shares and potentially dilutive equity shares are adjusted for bonus shares, as appropriate.

xiv. Borrowing costs

Borrowings costs directly attributable to acquisition or construction of an asset that necessarily takes a substantial period of time to get ready for its intended use or sale are capitalised as part of the cost of the asset. All other borrowing costs are expensed in the period in which it occur. Borrowing costs consists of interest and other costs that an entity incurs in connection with the borrowing of funds.

xv. Government grants

Grants from the government are recognised when there is reasonable assurance that:(i) the Company will comply with the conditions attached to them; and (ii) the grant will be received. Government grants related to revenue are recognised on a systematic basis in the statement of profit and loss over the periods necessary to match them with the related costs which they are intended to compensate. Such grants are deducted in reporting the related expense. When the grant relates to an asset, it is recognized as income over the expected useful life of the asset. Where the Company receives non-monetary grants, the asset is accounted for on the basis of its acquisition cost. In case a non-monetary asset is given free of cost it is recognised at a fair value. When loan or similar assistance are provided by government or related institutions, with an interest rate below the current applicable market rate, the effect of this favorable interest is recognized as government grant. The loan or assistance is initially recognized and measured at fair value and the government grant is measured as the difference between the initial carrying value of the loan and the proceeds received.

Grant related to income are presented as part of profit or loss, as a deduction to the related expenses.

xvi. Lease

a. Lease liability is initially recognised and measured at an amount equal to the present value of minimum lease payments during the

lease term that are not yet paid.

- b. Right of use asset is recognised and measured at cost, consisting of initial measurement of lease liability plus any lease payments made to the lessor at or before the commencement date less any lease incentives received, initial estimate of the restoration costs and any initial direct costs incurred by the lessee.
- c. The lease liability is measured in subsequent periods using the effective interest rate method. The right-of-use asset is depreciated over the lease term.
- d. Low Value leases up to ₹ 20 lakhs p.a. per lease and Short term leases of 12 months or less are fully charged to expense.

xvii. Exploration and Evaluation

Exploration and evaluation expenditure comprise costs that are directly attributable to:

- researching and analysing existing exploration data;
- conducting geological studies, exploratory drilling and sampling;
- examining and testing extraction and treatment methods; and/or
- compiling pre-feasibility and feasibility studies.

Exploration expenditure relates to the initial search for deposits with economic potential. Evaluation expenditure relates to a detailed assessment of deposits or other projects that have been identified as having economic potential.

All evaluation and exploration expenses till high degree of confidence is achieved are expensed. Evaluation expenditure are capitalised as Intangible assets when there is a high degree of confidence that the Company will determine that a project is commercially viable, that is the project will provide a satisfactory return relative to its perceived risks, and therefore it is considered probable that future economic benefits will flow to the Company.

The carrying values of capitalized evaluation expenditure are reviewed for impairment every year by management.

In respect of legacy Iron Ore Ltd:

Mineral tenements are carried at cost less accumulated impairment loss. Mineral exploration and evaluation cost is accumulated in respect of each identifiable area of interest. These costs are only carried forward to the extent that they are expected to be recouped through the successful development of the area of interest or sale of that area of interest, or exploration and

Notes to CFS - contd.

evaluation activities have not reached a stage of that area of interest or exploration and evaluation activities have not reached a stage which permits a reasonable assessment of the existence or otherwise of economically recoverable reserves and active or significant operations on or in relation to, the area of interest are continuing.

Accumulated costs in relation to an abandoned area of interest are written off in full against profit in the year in which the decision to abandon that area is made. A regular review is undertaken of each area of interest to determine the appropriateness of continuing to carry forward costs in relation to that area of interest.

xviii. Stripping cost

Development stripping cost:

Overburden and other mine waste material removed during the initial development of a mine in order to access mineral deposit are capitalized as Intangible Asset. Amortization of the same is done based on the life estimated by the management.

Production stripping cost:

During the Production phase, the stripping activity cost is charged to revenue to the extent the benefit from the stripping activity is realized in the form of inventory produced.

To the extent the benefit is improved access to ore, the entity shall recognise these costs as a non-current asset ie Stripping Activity Asset, if and only if all the following conditions are met:

- a) It is probable that the future economic benefits associated with the stripping activity will be realized
- b) The component of the ore body for which access has been improved can be identified and
- c) The costs relating to the stripping activity associated with the improved access can be reliably measured.

To the extent the current period stripping ratio exceeds the planned stripping ratio as per mine plan, shall be considered as "Stripping Activity Asset"

The "Stripping Activity Asset" is subsequently depreciated on a unit of production basis over the life of the identified component of the ore body that become more accessible as a result of the stripping activity and is then stated at cost less accumulated depreciation and impairment loss, if any.

xix. Prepaid Expenses

Expenses are accounted under prepaid expenses only when the amount relating to the unexpired period exceeds rupees Two crore in each case.

xx. Restatement of earliest prior period financials on material error/omissions

The value of error and omissions is construed to be material for restating the opening balances of assets and liabilities and equity for the earliest prior period presented if the amount in each case of earlier period income/expenses exceeds 1.00% of the previous year turnover of the company.

For and on behalf of the Board

Subject to our Report of even date:

(DILIP KUMAR MOHANTY)

Director Production
DIN : 09296720

(AMITAVA MUKHERJEE)

Chairman-Cum-Managing
Director (Additional Charge),
Director (Finance)
DIN: 08265207

(CA P R PRASANNA VARMA)

Partner
Membership No: 025854

(A S PARDHA SARADHI)

Company Secretary

Place : Hyderabad
Date : 27th May 2024

Notes to CFS - contd.

(INR in Crore)

Note - 2.1.1 : PROPERTY, PLANT & EQUIPMENT

ASSETS	GROSS BLOCK				DEPRECIATION BLOCK						NET BLOCK				
	AS AT 1 st April 2023	ADDI- TIONS DURING THE YEAR	DED / ADJ DURING THE YEAR	TRANS- FER TO / FROM	INTER- NAL TRANS- FER	AS AT 31 st March 2024	UP TO 1 st April 2023	FOR THE YEAR	Asset Impair- ment / (Rever- sal of Impair- ment)	DEDUC- TIONS / AD- JUST- MENTS	TRANS- FER TO / FROM	INTER- NAL TRANS- FER	UP TO 31 st March 2024	AS AT 31 st March 2024	AS AT 31 st March 2023
A. GENERAL:															
Land:															
Free hold	199.07	-	-	-	-	199.07	0.06	-	-	-	-	-	0.06	199.01	199.01
Lease hold	15.56	-	(0.82)	-	0.85	15.59	14.34	0.14	-	(0.12)	-	0.65	15.01	0.58	1.22
Buildings	427.83	33.81	-	(45.36)	-	416.28	86.44	16.43	(0.16)	(0.02)	-	(2.73)	99.96	316.32	341.39
Plant & Machinery	1,383.95	106.97	(37.82)	-	-	1,453.10	473.58	105.97	(1.13)	(37.82)	-	-	540.60	912.50	910.37
Heavy Mobile Equipment	751.62	126.62	(44.78)	-	-	833.46	428.37	76.39	(0.21)	(44.78)	-	-	459.77	373.69	323.25
Furniture & Fittings	19.62	3.04	(0.05)	-	-	22.62	12.81	1.87	(0.07)	(0.04)	-	-	14.57	8.05	6.81
Vehicles	51.36	7.95	(6.27)	-	-	53.04	27.88	6.01	(0.09)	(5.89)	-	-	27.91	25.13	23.48
Office Equipment	100.32	49.67	(7.15)	-	-	142.85	70.31	17.23	(0.26)	(6.70)	-	-	80.58	62.27	30.01
Others	-	-	-	-	-	-	-	-	-	-	-	-	-	-	-
- Roads, Bridges & culverts parks	141.01	25.03	-	-	-	166.04	114.34	6.07	(0.13)	-	-	-	120.28	45.76	26.67
- Dams, Wells & Pools	18.14	-	(0.37)	-	-	17.77	6.45	0.97	(0.51)	-	-	-	6.91	10.86	11.69
- Adit & Tunnel	2.06	-	-	-	-	2.06	0.12	0.03	-	-	-	-	0.15	1.91	1.94
- Railway siding	34.34	-	-	-	-	34.34	24.30	2.45	-	-	-	-	26.75	7.59	10.04
- Locomotives	11.18	-	-	-	-	11.18	5.02	0.74	-	-	-	-	5.76	5.42	6.16
- Elec. Installations	283.20	16.36	(0.37)	-	(0.85)	298.34	146.22	24.07	(0.13)	(0.37)	-	(0.65)	169.14	129.20	136.98
- Sanitary & Water supply	39.94	10.66	-	-	-	50.60	9.29	3.48	(0.03)	-	-	-	12.74	37.86	30.65
TOTAL (A)	3,479.20	380.11	(97.63)	-	(45.36)	3,716.33	1,419.53	261.85	(2.72)	(95.75)	-	-2.73	1,580.18	2,136.15	2,059.68
Previous Year 2022-23	3,944.17	253.27	(718.11)	0.01	(0.13)	3,479.20	1,228.28	252.50	(2.81)	(58.42)	0.01	(0.03)	1,419.53	2,059.67	2,715.83

Notes to CFS - contd.

ASSETS	GROSS BLOCK				DEPRECIATION BLOCK						NET BLOCK				
	AS AT 1 st April 2023	ADDI- TIONS DURING THE YEAR	DED / ADJ DURING THE YEAR	TRANS- FER TO/ FROM	INTER- NAL TRANS- FER	AS AT 31 st March 2024	UP TO 1 st April 2023	FOR THE YEAR	ASSET IMPAIR- MENT/ (REVER- SAL OF IMPAIR- MENT)	DEDUC- TIONS/ AD- JUST- MENTS	TRANS- FER TO/ FROM	INTER- NAL TRANS- FER	UP TO 31 st March 2024	AS AT 31 st March 2024	AS AT 31 st March 2023
B. SOCIAL AMENITIES:															
Land:															
Free hold	10.64	-	-	-	0.95	11.59	-	-	-	-	-	-	-	11.59	10.64
Lease hold	-	-	-	-	-	-	-	-	-	-	-	-	-	-	-
Buildings	284.07	11.51	-	-	-	295.58	37.01	5.92	(1.45)	-	-	-	41.48	254.10	247.06
Plant & Machinery	6.65	9.03	-	-	0.09	15.77	1.28	0.44	-	-	-	-	1.72	14.05	5.37
Furniture & Fittings	18.24	4.10	(0.97)	-	-	21.37	5.06	2.21	(0.01)	(0.31)	-	-	6.95	14.42	13.18
Vehicles	3.03	0.54	(0.16)	-	-	3.41	1.38	0.39	(0.04)	(0.14)	-	-	1.59	1.82	1.65
Office Equipment	36.40	7.88	(1.85)	-	-	42.43	14.94	5.77	(0.22)	(1.41)	-	-	19.08	23.35	21.46
Others	-	-	-	-	-	-	-	-	-	-	-	-	-	-	-
- Roads, Bridges & culverts parks	8.99	0.32	-	-	-	9.31	5.02	0.53	(0.02)	-	-	-	5.53	3.78	3.97
- Cess fund quarters	6.66	-	-	-	(0.09)	6.57	1.30	0.14	-	-	-	-	1.44	5.13	5.36
- Dams, Wells & Pools	1.01	0.58	-	-	-	1.59	0.50	0.25	-	-	-	-	0.75	0.84	0.51
- Elec. Installations	11.27	1.07	(0.03)	-	-	12.31	4.01	1.07	(0.03)	(0.02)	-	-	5.03	7.28	7.26
- Sanitary & Water supply	7.58	0.17	-	-	-	7.75	2.41	0.26	(0.29)	-	-	-	2.38	5.37	5.17
- Cess Fund Other Assets	-	-	-	-	-	-	-	-	-	-	-	-	-	-	-
TOTAL (B)	394.54	35.20	(3.01)	-	0.95	427.68	72.91	16.98	(2.06)	(1.88)	-	-	85.95	341.73	321.63
Previous Year 2022-23	369.53	29.85	(4.97)	(0.01)	0.13	394.54	60.81	15.06	-	(2.98)	(0.01)	0.03	72.91	321.63	308.72
GRAND TOTAL (A+B)	3,873.74	415.31	(100.64)	-	(44.41)	4,144.01	1,492.44	278.83	(4.78)	(97.63)	-	(2.73)	1,666.13	2,477.88	2,381.31
Previous Year 2022-23	4,313.70	283.12	(723.08)	-	-	3,873.74	1,289.09	267.56	(2.81)	(61.40)	-	-	1,492.44	2,381.30	3,024.61

Notes to CFS - contd.

(INR in Crore)

DESCRIPTION	GROSS BLOCK				DEPRECIATION BLOCK				NET BLOCK			
	AS AT 1 st April 2023	ADDI-TIONS DURING THE YEAR	DED / ADJ DURING THE YEAR	INTER-NAL TRANS-FER	AS AT 31 st March 2024	UP TO 1 st April 2023	FOR THE YEAR	DE-DUCTIONS / AD-JUST-MENTS	INTER-NAL TRANS-FER	UP TO 31 st March 2024	AS AT 31 st March 2024	AS AT 31 st March 2023
A. GENERAL:												
Land	1.86	2.88	0.81	-	5.55	1.40	0.51	0.10	-	2.01	3.54	0.46
Buildings												
Delhi - PTI- Building	7.41	-	(7.41)	-	-	3.38	0.57	(3.95)	-	(0.00)	0.00	4.03
5TH & 6TH FLOOR, PLATE-C, OFF BLOCK-II -KIDWAI-DELHI	-	-	0.02	38.37	38.39	-	4.87	-	2.36	7.23	31.16	-
TYPE-V, TOWER-19, FLAT-A6&B6-KIDWAI-DELHI	-	-	1.60	3.02	4.62	-	0.51	-	0.18	0.69	3.93	-
TYPE-IV, TOWER-9, FLAT-E13 - KIDWAI - DELHI	-	-	(1.50)	3.02	1.52	-	0.01	-	0.19	0.20	1.32	-
Delhi - KG Marg Surya Kiran Building	0.26	-	(0.26)	-	-	0.26	-	(0.26)	-	-	-	-
REGIONAL OFFICE - Vizag	1.19	-	-	-	1.19	0.40	0.04	-	-	0.44	0.75	0.79
Ranchi-Office Building_JSFC ROU Capitalisation	2.63	-	-	-	2.63	0.47	0.26	-	-	0.73	1.90	2.16
TOTAL (A)	13.35	2.88	(6.74)	44.41	53.90	5.91	6.77	(4.11)	2.73	11.30	42.61	7.44
Previous Year 2022-23	12.81	0.56	(0.02)	-	13.35	4.55	1.40	(0.04)	-	5.91	7.44	8.27
B. SOCIAL AMENITIES:												
Buildings	-	-	-	-	-	-	-	-	-	-	-	-
TOTAL (B)	-	-	-	-	-	-	-	-	-	-	-	-
Previous Year Figures	-	-	-	-	-	-	-	-	-	-	-	-
GRAND TOTAL (A+B)	13.35	2.88	(6.74)	44.41	53.90	5.91	6.77	(4.11)	2.73	11.30	42.61	7.44
Previous Year 2022-23	12.81	0.56	(0.02)	-	13.35	4.55	1.40	(0.04)	-	5.91	7.44	8.27

Notes to CFS - contd.

Additional notes to 2.1.1, 2.3 and 2.4 : PPE (Property Plant and Equipment) , Intangible Assets and Intangible Assets under Development.

1. Lease hold land measuring 3021.35 sq.mtrs. (previous year 3021.35 sq.mtrs.) is taken from Vizag Port Trust Authorities for construction of Regional Office building for a period of 30 years i.e. up to 01.01.2044. Action is on hand to execute the lease deed.
2. Formal agreements / Transfer deeds remain to be executed in respect of the following:
 - (a) Renewal of Mining Leases at Deposit 10 (Float Ore).
 - (b) Lease deeds in respect of parts of land for township at Bachel Complex, Kirandul Complex and Panna Project.
 - (c) Mining lease to the extent of 33.58 hectares (Mining area) and 19.42 hectares (Plant area) of Silica Sand Plant near Lalapur (Allahabad).
 - (d) Provisional allotment letters were issued for the land allotted by M/s APIIC at Industrial park, Paloncha to the extent of 13.43 acres. However, on physical survey found only 11.35 acres of land. No effect is given in books, pending confirmation from M/s APIIC.
3. Reconciliation of Depreciation and Amortisation as per Statement of Profit and Loss:

Rs. In crore

Note no	Particulars	2023-24	2022-23
2.1	Depreciation on PPE	278.83	267.56
2.1	(Reversal)/ Impairment of PPE	(-)4.79	(-)2.81
2.3	Amortisation of Intangible Assets	74.97	68.37
2.3	(Reversal)/Impairment of Intangible Assets	(-)1.13	-
2.1.2	Amortisation of ROU Assets	6.77	1.40
2.2	Impairment of CWIP	(-)2.84	1.92
	Total	351.81	336.44
2.2.2	Transferred to IEDC	(-)1.15	(-) 0.26
2.28	Shown under Exceptional item		-
2.33.8	Transferred to Discontinue Operation		-
	Depreciation, Amortisation and Impairment as per Statement of Profit and Loss	350.66	336.18

4. During the current period the total addition towards Capex expenditure by Joint ventures and NMDC proportion thereon is given below:

Sl. No.	Particulars	Amount of Capex Spend in 2023-24. In INR Crore	% Holding of NMDC Ltd.	NMDC 's proportion in INR Crore
1	NMDC-CMDC Limited	2.14	51%	1.09
	Total	2.14		1.09

5. During the year 2023-24 a review of residual and useful life of PPE was done and changes were recommended for some of the HEM equipments and vehicles. The Useful life of all the PPE is as per schedule II except for the following PPE whose life as given under is determined as per technical assessment.

Equipment	Capacity	Useful Life in Years
DUMPER	85-100 T	10
	50-60 T	10
	35-40 T	10
WATER SPRINKLER	28KL	9

Notes to CFS - contd.

Equipment	Capacity	Useful Life in Years
ELECTRIC ROPE SHOVEL	8-10 CuM	20
	up to 5 CuM	10
HYDRAULIC EXCAVATOR (SHOVEL)	5 - 7.5 CuM	10
	>7.5 CuM	12
HYDRAULIC EXCAVATOR WITH ROCK BREAKER ATTACHMENT	< 2.5 CuM	12
BLAST HOLE DRILL	165 mm DIESEL	12
	165 mm ELECTRIC	12
	250 mm SINGLE PASS	20
	250 mm MULTIPLE PASS	12
TOP HAMMER DRILL	LESS THAN 160 mm	12
DTH DRILL	105 – 115 mm	10
FRONT END LOADER	<300 HP	10
	300 HP TO 600 HP	10
	> 600 HP	12
TRACK DOZER	<500 HP	12
	>500 HP	15
WHEEL DOZER	<500HP	15
MOTOR GRADER	<300 HP	10
MOBILE CRANE	< 16 TON	9
	16 TON TO 40 TON	12
	>40 TON	15
BOOM STACKER	2000 TPH to 3000 TPH	25
WAGAN LOADER	2000 TPH to 3000 TPH	20
RECLAIMER	2000 TPH to 3000 TPH	20

Vehicle	Capacity / Remarks	Committee proposal
		Useful Life in Years
UTILITY VEHICLES / JEEPS	Utility vehicles / jeeps exclusively used by Mining, Mechanical & Electrical shift in-charges only for use in mine	5
	Utility vehicles / jeeps exclusively used by Mechanical & Electrical Plant shift in-charges only for use in Plant	6
	Rest other utility vehicles / jeeps	8
DIESEL BOWSER	UP TO 9 KL	6
EXPLOSIVE VANS	1 TO 10 TON	7
WATER TANKER	UP TO 12 KL	6

6. Impact in Depreciation due to change in useful life:

Due to change in the life of certain assets, the financial impact on accounts of FY 2023-24 is ₹ 3.21 crore on depreciation.

Notes to CFS - contd.

Additional note to 2.1.1,2.3 and 2.4:PPE (Property Plant and Equipment)

INR in crore

Relevant Line Item in the Balance Sheet	Description of item on Property	Gross Carrying Value	Title Deed held in the name of	Whether title deed holder is a promoter or relative (#) of promoter(*)/ director or employee of promoter/ director	Property Held since which date	Reason for not being held in the name of the company
PPE	Forest Land for Uniflow Rly. Dispatch Systems (4.94 Acre)	0.12	Forest Dept.	No	07-06-2002	This is Forest Land (MOEF Letter No.8B/007/2002/ fcw/1313 dated 07.06.2002)
	Land for Shankhni Pump House & Pipeline (11.56 Acre)	0.01	Forest Dept.	No	14-03-2002	This is Forest Land (MOEF Clearance Letter dated 14.03.2002)
	Infrastrure Land Lease of Dep-10 (FO) (352.87 Acre)	13.92	Forest Dept.	No	10-07-2019	This is Forest Land (MOEF Letter dated 10.07.2019)
	Land at Madadi Village	0.01		No	31-03-2006	Panchnama done by Railway, Revenue NMDC officials is available with the Project.
	Land Lease Hold (For Town Ship)	-		No	31-03-1986	Panchnama done by Railway, Revenue NMDC officials is available with the Project.
	Freehold Land	0.00		No	31-03-1966	Sale Deed available with the management for total 19.09 Hectares. Appeal against the order issued by the Tahsildar, Bade Bacheli is being prepared by the advisor (Rvenue) and same will be submitted before the SDM, Bade Bacheli.
	Land at Ranajithpur for Pellet Plant (Survey No.22,23,35,38 and 36(1)), Qty 8.310 Acre		Government Land	No	03-05-1976	Land (LAQ) not included in 4(a) Notification because it is Govt Land and Categorized as Cart Tract,Hall Pora,B G Line, V S P, Village Well,Road etc

Note:

- 1 The Area of Land of 45.40 Acres Railway Land, 56.14 Revenue Land has been taken from Railway Authorities and Others. These land are not in Company's name.
- 2 The Area of Land of 2037.46 Acres (i.e., 1015.31 Govt Land, 938.95 Acre Forest Land and 83.20 Acre Railway Land) has been taken from Government, Forest and Railway Authorities. These lands are not in Company's Name

Notes to CFS - contd.

Details of Land which are in the name of Company as per Land allotment/Grant order/Title deeds, However Mutation of aforesaid Land is pending with Local State authorities

SL No	Description on of item on property	Survey No.	Area in Acre/ Sq. Yards/Sq. Ft.	Nature of Land	Property held since which date	Unit
1	Land at Bhujanganagar for Township	351	3.73 Acre	Revenue Land	17-Mar-1971	Donimalai
2	Land at Bhujanganagar for Township	351	11.23 Acre	Revenue Land	7-Jul-1972	Donimalai
3	Land at Bhujanganagar for Township	352	2.22 Acre	Revenue Land	17-Mar-1971	Donimalai
4	Land at Bhujanganagar for Township	324(3), 324(5), 324(2), 324(4) and 22	6.94 Acre	Revenue Land	15-Feb-1971	Donimalai
5	Land at Narasingapura and Bhujanganagar for Boar hole etc	19, 1, 175, 24, 145 and 142(3)	0.0366 Acre	Revenue Land		Donimalai
6	Hyderabad Corporate Office, Masab Tank		5202 Sq.yds/ 4350 Sq.mtrs	Private Land	17-Sep-1981	HO
7	Plot No.7 Road No.2, Banjara Hills, Hyderabad	Survey.No.403	503.33 Sq.Yd/420.85 Sq.mt.	Govt. Land (HUDA)	15-Feb-1995	HO
8	Plot No.16 Road No.2, Banjara Hills, Hyderabad	Survey.No 403	635.80 Sq.yds 531.61 Sq.mtrs	Govt. Land (HUDA)	17-Dec-1994	HO
9	Plot No.18 Road No.2, Banjara Hills, Hyderabad	Survey.No 403	586.36 Sq.yd/ 490.27 Sq.mtrs.	Govt. Land (HUDA)	17-Dec-1994	HO
10	Plot No.19 Road No.2, Banjara Hills, Hyderabad	Survey.No 403	574.38 Sq.yd/ 480.25 Sq.mtrs.	Govt. Land (HUDA)	17-Dec-1994	HO
11	Plot No.20 Road No.2, Banjara Hills, Hyderabad	Survey.No 403	591.79 Sq.yd/ 494.81 Sq.mtrs.	Govt. Land (HUDA)	17-Dec-1994	HO
12	Plot No.21 Road No.2, Banjara Hills, Hyderabad	Survey.No 403	714.38 Sq.yd/ 597.31 Sq.mtrs.	Govt. Land (HUDA)	17-Dec-1994	HO
13	Plot No.22 Road No.2, Banjara Hills, Hyderabad	Survey.No 403	601.21 Sq.yd/ 502.69 Sq.mtrs.	Govt. Land (HUDA)	17-Dec-1994	HO
14	Flat No.24, Panjagutta, Hyderabad-82 .	161	1320 Sft. & U/L share of 18.32 Sq.yds.	Private Property	19-Aug-1992	HO
15	Survey No.420 & 425, Patancheru, Hyderabad	Survey No.420 & 425	24.21 Acres	Private Land	18-Jul-2019	HO
16	Plot No.8 H.I.G Jubilee Hills, Hyderabad		472.43 Sq.mts / 561.11 Sq. yds	Private Property	23-Mar-2022	HO
17	NPD Lab	29/1 & 29/2	0.84 Acres	Revenue Land	8-Oct-1990	R&D

Note: Company is undertaking a reconciliation process to align the capitalized properties with registered sale deeds and regularizing the pending documentation with the respective Government departments.

Notes to CFS - contd.

Details of lands where discrepancies found in area of measurement as per books of accounts and as per Bhoomi website at Donimalai

Sl. No.	Particulars	Sy.No	Acres as per records	Acres as per revenue department	Excess / (Shortage)
1	Township	335A	2.06	2.16	(0.10)
2	Stock pile at loading point	15(B/2)	2.27	2.39	(0.12)
3	Pellet plant	29(1)	2.17	2.77	(0.60)
4	Pellet plant	9(2)	5.50	5.52	(0.02)
5	Pellet plant	39	0.11	0.71	(0.60)
6	Pellet plant	24	0.46	0.90	(0.44)
7	Pellet plant	27	0.56	0.72	(0.16)
8	Pellet plant	28	1.32	1.50	(0.18)
9	Township	326	3.46	5.11	(1.65)
10	Stock pile at loading point	14B	1.92	1.85	0.07
11	Stock pile at loading point	22(B/2)	1.20	1.10	0.10
12	Stock pile at loading point	23(1B/2)	1.42	1.40	0.02
13	Stock pile at loading point	24(B/2)	1.25	1.23	0.02
14	Pellet plant	38	0.75	0.35	0.40
15	Pellet plant	25	1.25	0.90	0.35
16	Pellet plant	26	2.95	0.21	2.74
17	Township	325	3.94	3.56	0.38
	Total		32.59	32.38	0.21

NON-CURRENT ASSETS

Note: 2.2 Capital Work in Progress

INR in crore

Particulars	Figures as at the end of current reporting year 31 st March 2024	Figures as at the end of previous reporting year 31 st March 2023	Figures as at 1 st April 2022
Construction work in progress	3,065.41	1,772.55	1,062.56
Add : Reversal of provision for Impairment	2.00		
Less: Provision for Impairment	-	7.24	5.32
	3,067.41	1,765.31	1,057.24
Construction Stores	-	-	-
Capital Assets in stores awaiting installation or in transit	35.51	43.67	39.05
Add : Reversal of provision for Impairment	0.84		
Less: Provision for Impairment	4.40	-	
	31.95	43.67	39.05
Expenditure incidental to construction awaiting allocation (See note 2.2.2)	131.15	182.57	232.02
TOTAL	3,230.51	1,991.55	1,328.31

Notes to CFS - contd.

Note - 2.2.1: Movement of Capital work in progress

INR in crore

Particulars	Construction Work in Progress	Construction Stores	Capital asset in stores awaiting installation or in transit	Expenditure Incidental to construction awaiting allocation	Total
Year ended 31 March 2023					
Opening gross carrying amount	1057.24	(0.00)	39.05	232.02	1328.31
Additions	836.89	0.00	193.90	28.84	1059.63
Disposals/Capitalisation to PPE	126.90	0.00	189.28	78.29	394.47
Closing gross carrying amount	1767.23	(0.00)	43.67	182.57	1993.47
Accumulated amortisation					0.00
Amortisation charge during the year	1.92				1.92
Closing accumulated amortisation	1.92	0.00	0.00	0.00	1.92
Closing net carrying amount	1765.31	(0.00)	43.67	182.57	1991.55
Year ended 31 March 2024					
Opening gross carrying amount	1765.31	(0.00)	43.67	182.57	1991.55
Additions	1618.16	0.00	103.98	19.53	1741.67
Disposals/Capitalisation to PPE	316.06	0.00	115.70	70.95	502.71
Closing gross carrying amount	3067.41	(0.00)	31.95	131.15	3230.51
Accumulated amortisation					
Amortisation charge during the year					
Closing accumulated amortisation	0.00	0.00	0.00	0.00	0.00
Closing net carrying amount	3067.41	(0.00)	31.95	131.15	3230.51

Notes to CFS - contd.

Note : 2.2.2 Expenditure Incidental to Construction Awaiting Allocation

INR in crore

Particulars	Figures as at the end of current reporting year 31 st March 2024	Figures as at the end of previous reporting year 31 st March 2023	Figures as at 1 st April 2022
a. Opening balance	182.57	232.02	253.16
b. Net Expenditure incurred during the year			
Consumption of stores and spares	-	-	
Employee Benefit expense :			
Salaries, Wages & Bonus	10.21	6.90	1.22
Repairs and Maintenance	1.66	1.58	1.81
Depreciation and amortisation	1.15	0.26	0.09
Other expenses :			
Consultancy expenditure	0.27	14.42	11.50
Other expenditure	6.25	5.68	361.06
	19.54	28.84	375.68
Less : Recoveries/Income			
Total (b)	19.54	28.84	375.68
Sub-total (a+b)	202.11	260.86	628.84
Less : Amount allocated to Fixed assets/ Capital W I P	70.96	78.29	396.82
Closing Balance	131.15	182.57	232.02

Note: 2.2.3 Capital Work in Progress aging Schedule

As at 31st March 2024

INR in crore

Particulars	Amount in CWIP for a period of				
	Less than 1 years	1-2 years	2-3 years	More than 3 years	Total
Project in Progress	1,441.87	785.01	576.55	427.08	3,230.51
Project temporarily suspended	-	-	-	-	-
Total	1,441.87	785.01	576.55	427.08	3,230.51

Note: 2.2.3 Capital Work in Progress aging Schedule

As at 31st March 2023

INR in crore

Particulars	Amount in CWIP for a period of				
	Less than 1 years	1-2 years	2-3 years	More than 3 years	Total
Project in Progress	825.61	670.99	93.39	401.56	1,991.55
Project temporarily suspended	-	-	-	-	-
Total	825.61	670.99	93.39	401.56	1,991.55

Notes to CFS - contd.

Note: 2.2.4 Capital Work in Progress Completion Schedule

As at 31st March 2024

INR in crore

Particulars	To be completed in				Total
	Less than 1 years	1-2 years	2-3 years	More than 3 years	
SP - III at Kirandul Unit, Chhatishgarh	1,008.94	12.47	-	-	1,021.41
Slurry Pipe Line	1,439.56	385.60	-	-	1,825.16
Construction of 5th Screenign Line - Bachel	44.84	-	-	-	44.84
IT Infrastructure for ERP and Other Future Digital Initiatives at NMDC	14.62	-	-	-	14.62
SP - II Donimalai Project - Karnataka	-	-	3.40	-	3.40
Lan Infrastructure at Head Office	20.71	-	-	-	20.71
Others	232.11	11.27	14.60	42.39	300.37
Total	2,760.78	409.34	18.00	42.39	3,230.51

Note: there are no project where activities has been suspended as on 31st March 2024

Note: 2.2.4 Capital Work in Progress Completion Schedule

As at 31st March 2023

INR in crore

Particulars	To be completed in				Total
	Less than 1 years	1-2 years	2-3 years	More than 3 years	
Slurry Pipe Line	835.56	144.81	-	-	980.37
SP - III at Kirandul Unit, Chhatishgarh	275.26	293.22	-	-	568.48
SP - II Donimalai Project - Karnataka	-	-	-	1.01	1.01
Additional Fine Ore Stock Pile - Bachel	31.57	-	-	-	31.57
Construction of 5th Screenign Line - Bachel	44.42	-	-	-	44.42
Others	126.94	197.55	-	41.21	365.70
Total	1,313.75	635.58	-	42.22	1,991.55

Note: there are no project where activities has been suspended as on 31st March 2023

Notes to CFS - contd.

Note -2.3 : INTANGIBLE ASSETS

(INR in Crore)

ASSETS	GROSS BLOCK				DEPRECIATION BLOCK					NET BLOCK	
	AS AT 1 st April 2023	ADDI-TIONS DURING THE YEAR	DED / ADJ DURING THE YEAR	AS AT 31 st March 2024	UP TO 1 st April 2023	FOR THE YEAR	Asset Impair-ment	DEDUC-TIONS / AD-JUST-MENTS	UP TO 31 st March 2024	AS AT 31 st March 2024	AS AT 31 st March 2023
A. GENERAL:											
Goodwill	93.89	-	-	93.89	-	-	-	-	-	93.89	93.89
TOTAL (A)	93.89	-	-	93.89	-	-	-	-	-	93.89	93.89
Previous Year 2022-23	93.89			93.89	-	-	-	-	-	93.89	93.89
A. GENERAL:											
Computer Software	64.60	21.96	(0.17)	86.39	44.32	21.94	-	(0.17)	66.09	20.30	20.27
Mining Rights	1,318.30	99.78	(434.95)	983.13	622.65	53.22	(1.13)	(433.55)	241.19	741.94	695.66
TOTAL (B)	1,382.90	121.74	(435.12)	1,069.52	666.97	75.16	(1.13)	(433.72)	307.28	762.24	715.93
Previous Year 2022-23	1,092.87	260.66	29.37	1,382.90	557.14	68.37		41.46	666.97	715.93	535.73
GRAND TOTAL (A+B)	1,476.79	121.74	(435.12)	1,163.41	666.97	75.16	(1.13)	(433.72)	307.28	856.13	809.82
Previous Year 2022-23	1,186.76	260.66	29.37	1,476.79	557.14	68.37	-	41.46	666.97	809.82	629.62

During the year Company has made adjustment to the gross block and accumulated depreciation amounting to Rs. 433.72 crores

Details of the Mining Rights (NMDC Ltd)

Sl. No	Lease No.	Description of Deposit/mine	Lease period		Useful life of mine (in yrs)	Net Block as on 31.03.2024	Method of Amortisation
1	30CHG030001	Mining Lease Agreement-BIOM Deposit - 14 ML	12-09-2015	11-09-2035	20	53.15	Amortised over respective useful life of mines on straight line basis
2	30MPR02002	Mining Lease Agreement-BIOM Deposit - 14 NMZ	07-12-2015	06-12-2035	20	54.82	
3	30CHG030002	Mining Lease Agreement-BIOM Deposit - 11 ML	12-09-2017	11-09-2037	20	40.74	
4	30MPR02005	Mining Lease of Dep - 05	11-09-2015	10-09-2035	20	88.76	
5	30MPR48001	Mining Lease of Dep - 10	11-09-2015	10-09-2035	20	40.11	
6	30CHG03002	Mining Lease Renewal of Deposit 11A	12-09-2017	11-09-2037	20	2.58	
7	2396	Donimalai Iron Ore Mine	04-11-2018	03-11-2038	20	84.28	
8	1111	Kumaraswamy Iron Ore Mine	18-10-2022	17-10-2042	20	227.89	
10	270/17MPR26001	MML LEASE PERIOD 15.07.2005 TO 14.07.2025	15-07-2005	14-07-2025	20	0.02	
11	270/17MPR26004	SUPPLEMENTARY MINING LEASE EXTENSION	01-07-2020	30-06-2040	20	1.11	
12	Addition to SLM	NAV Paid to PTR	01-07-2020	30-06-2040	20	3.92	
13	E80/4221	East Kimberley	14-12-2009	13-12-2025	16	9.80	

Notes to CFS - contd.

Sl. No	Lease No.	Description of Deposit/mine	Lease period		Useful life of mine (in yrs)	Net Block as on 31.03.2024	Method of Amortisation
14	E80/5066	East Kimberley	18-07-2018	17-07-2028	10	0.90	
15	E80/5067	East Kimberley	18-07-2018	17-07-2028	10	2.11	
16	E80/5068	East Kimberley	18-07-2018	17-07-2028	10	0.64	
17	E31/1034	Patricia North	19-09-2013	18-09-2025	12	2.26	
18	M31/0426	Yilgangi	12-01-2009	11-01-2030	21	2.87	
19	M31/0427	Yilgangi	12-01-2009	11-01-2030	21	2.43	
20	E31/1020	Yilgangi	10-04-2013	09-04-2025	12	1.81	
21	E31/1019	Yilgangi	10-04-2013	09-04-2025	12	1.54	
22	M31/0107	Yerilla	22-08-1991	21-08-2033	42	1.02	
23	M31/0229	Yerilla	17-07-2009	16-07-2030	21	0.39	
24	M31/0230	Yerilla	17-07-2009	16-07-2030	21	0.38	
25	E39/1443	South Laverton - Mt Celia	10-11-2009	09-11-2025	26	0.27	
26	M39/1123 (P39/5001)	South Laverton - Mt Celia	07-11-2018	06-11-2039	21	1.92	
27	M39/1128 (P39/5002,03)	South Laverton - Mt Celia	07-11-2018	06-11-2039	21	0.14	
28	M39/1124 (P39/5004)	South Laverton - Mt Celia	07-11-2018	06-11-2039	21	1.69	
29	M39/1125 (P39/5005)	South Laverton - Mt Celia	07-06-2018	06-06-2039	21	1.73	
30	M39/1126 (P39/5006)	South Laverton - Mt Celia	07-06-2018	06-06-2039	21	1.64	
31	M39/1127 (P39/5007)	South Laverton - Mt Celia	07-06-2018	06-06-2039	21	0.10	
32	E39/2040	South Laverton - Mt Celia	18-09-2018	17-09-2028	10	1.07	
33	E39/2262	South Laverton - Mt Celia	15-11-2022	14-11-2027	5	0.20	
34	E39/2348	South Laverton - Mt Celia	06-02-2023	05-02-2028	5	0.18	
35	M39/1145	South Laverton - Mt Celia	23-05-2009	22-05-2044	35	0.18	
36	E39/1748	Sunrise Bore	01-07-2014	30-06-2024	10	6.94	
37	EL29/0510	Mount Bevan - Magnetite	07-07-2005	06-07-2024	19	22.49	
38	EL29/0510	Mount Bevan - OM	07-07-2005	06-07-2024	19	0.37	
39	1-2610/11		30-08-2023	29-11-2024	1	33.58	
TOTAL						696.03	

Details of the Lease hold land for construction of SP-II

Sl. No	Particulars	Description of Deposit/mine	Lease period		Useful life of mine (in yrs)	Net Block as on 31.03.2024	Method of Amortisation
1	SP-II	Lease of Forest Land for Construction of SP-II - Donimalai	23-09-2023	22-09-2053	30	45.91	
TOTAL						45.91	

Note: Agreement No. 03/2023-24 dated 06.09.2023 is executed for lease of 53.67 ha forest land for construction of Screen Plant-II of Donimalai

Notes to CFS - contd.

Note : 2.4 Intangible assets under development

INR in crore

Particulars	Figures as at the end of current reporting year 31 st March 2024	Figures as at the end of previous reporting year 31 st March 2023	Figures as at 1 st April 2022
Intangible assets under development	4.14	6.49	5.00
TOTAL	4.14	6.49	5.00

Note: 2.4.(a) Intangible Assets under development aging Schedule

As at 31st March 2024

INR in crore

Particulars	Amount in CWIP for a period of				
	Less than 1 years	1-2 years	2-3 years	More than 3 years	Total
Project in Progress	4.14	-	-	-	4.14
Project temporarily suspended	-	-	-	-	-
Total	4.14	-	-	-	4.14

Note: 2.4.(a) Intangible Assets under development aging Schedule

As at 31st March 2023

INR in crore

Particulars	Amount in CWIP for a period of				
	Less than 1 years	1-2 years	2-3 years	More than 3 years	Total
Project in Progress	6.49	-	-	-	6.49
Project temporarily suspended	-	-	-	-	-
Total	6.49	-	-	-	6.49

Note: 2.4.(b) Intangible Assets under development completion schedule

As at 31st March 2024

INR in crore

Particulars	To be completed in				
	Less than 1 years	1-2 years	2-3 years	More than 3 years	Total
ERP	4.14	-	-	-	4.14
Total	4.14	-	-	-	4.14

Note: there are no project where activities has been suspended as on 31st March 2024

Note: 2.4.(b) Intangible Assets under development completion schedule

As at 31st March 2023

INR in crore

Particulars	To be completed in				
	Less than 1 years	1-2 years	2-3 years	More than 3 years	Total
ERP	6.49	-	-	-	6.49
Total	6.49	-	-	-	6.49

Note: there are no project where activities has been suspended as on 31st March 2023

Notes to CFS - contd.

Note : 2.4.1 Investments

INR in crore

Particulars	Figures as at the end of current reporting year 31 st March 2024	Figures as at the end of previous reporting year 31 st March 2023	Figures as at 1 st April 2022
In Equity Shares:			
Investments in Subsidiary Companies :			
Trade & Unquoted at cost:			
i) 41,85,590 (previous Year 41,85,590, as at 1st April 2022 41,85,590) Equity shares of FMG 2500/each fully paid up in wholly owned subsidiary company NMDC SARL, Madagaskar	7.20	7.20	7.20
Less: Investment deration	7.20	7.20	7.20
	-	-	-
iii) NIL (Previous Year NIL, as at 1st April 2022 5,50,000) Equity shares of ₹ 10/- each fully paid up in NMDC Power Ltd.	-	-	0.55
Less: Investment deration	-	-	0.55
	-	-	-
vi) NIL (Previous Year NIL, as at 1st April 2022 1,60,000) equity shares of ₹ 10/- each fully paid up in Jharkhan Kolhan Steel Limited (JKSL)	-	-	0.16
Less: Investment deration	-	-	0.16
	-	-	-
ii))20,00,000 (previous year 20,00,000, as at 1st April 2022 20,00,000) equity shares of 10 each in NMDC CSR Foundation (NMDC CSR)	2.00	2.00	2.00
Investment in Joint Ventures :			
Unquoted at cost:			
i) 50 (Previous year 50, as at 1st April 2022 50) equity shares of South African Rand 1/- each in Kopano-NMDC Minerals (Proprietary) Limited (₹ 324/- only)	-	-	-
Less: Investment deration	-	-	-
	-	-	-
ii) 9,83,47,236 (Previous Year 9,83,47,236, as at 1st April 2022 9,83,47,236) Equity shares of ₹ 10/- each fully paid up in NMDC CMDC Ltd.	89.07	91.35	92.65
iii) 15,26,74,600 (previous year 15,26,74,600, as at 1st April 2022 15,26,74,600) equity shares of ₹ 10/- each in Bastar Railway Pvt. Ltd. (BRPL)	152.84	152.25	152.73
iv) 6,000 (Previous year 6,000, as at 1st April 2022 6,000) equity shares of ₹ 10/- each in Jharkhand National Mineral Development Corporation Ltd. (JNMDC)	-	-	-

Notes to CFS - contd.

Particulars	Figures as at the end of current reporting year 31 st March 2024	Figures as at the end of previous reporting year 31 st March 2023	Figures as at 1 st April 2022
Investments in Associates :			
Unquoted at cost:			
i) 1,05,000 (previous year 1,05,000 as at 1st April 2022 1,05,000) Equity shares of ₹ 10/- each fully paid up in Romelt SAIL India Ltd., New Delhi	0.11	0.11	0.11
Less: Investment deration	0.11	0.11	0.11
	-	-	-
ii) 37,88,59,405 (Previous year 37,88,59,405, as at 1st April 2022 37,88,59,405) Equity shares of ₹ 10/- each fully paid in International Coal Ventures (P) Ltd.	668.86	659.65	616.81
iii) 4,00,00,000 (P.Y 4,00,00,000, as at 1st April 2022 4,00,00,000) equity shares of ₹ 10/- each in fully paid up in Krishnapatnam Railway Co. Ltd.	38.38	29.41	30.74
iv) 13,000 (previous year 13,000, as at 1st April 2022 13,000) equity shares of ₹ 10/- each fully paid up in Chhattisgarh Mega steel Ltd	-	-	
Non-trade and unquoted shares in co-operative societies			
i) 150 Shares (previous year 150 Shares, as at 1st April 2022 150 Shares) of ₹ 1,000/- each fully paid up in Whole-sale Consumers Co-operative Stores, Kirandul ₹ 1,50,000/- (Previous year ₹ 1,50,000/-)	0.02	0.02	0.02
ii) 500 Shares (previous year 500 Shares, as at 1st April 2022 500 Shares) of ₹ 10/- each fully paid up in NMDC Employees Co-operative Society Ltd, Bacheli ₹ 5,000/- (previous year ₹ 5,000/-)	-	-	
iii) 25 Shares (previous year 25 Shares, as at 1st April 2022 25 Shares) of ₹ 100/- each fully paid up in NMDC Employees Co-operative Society Ltd, Donimalai ₹ 2,500/- (previous year ₹ 2,500/-)	-	-	
	0.02	0.02	0.02
Total	951.17	934.68	894.95
1. Aggregate amount of Quoted investments (Market value of quoted Investments)	-	-	
2. Aggregate amount of Unquoted Investments	956.48	939.99	900.26
3. aggregate amount of provision for diminution in value investments	7.31	7.31	7.31

Notes to CFS - contd.

Note : 2.4.2 Loans

INR in crore

Particulars	Figures as at the end of current reporting year 31 st March 2024	Figures as at the end of previous reporting year 31 st March 2023	Figures as at 1 st April 2022
Loans to employees & outsiders	81.74	62.62	40.77
Loan to Subsidiaries	-	-	-
Deposit with Others	-	-	-
TOTAL	81.74	62.62	40.77
i) Considered Good, Secured	81.74	62.62	40.77
ii) Considered Good, Unsecured			
iii) Which have significant increase in Credit risk	-	-	-
iv) Credit Impaired			

Note: With respect to the accounting policy note no. 1.2.1. (b) ii, the long term Loans & advances to employees was to be measured at amortised cost. The same was carried out and considering the materiality, no effect has been made in the accounts.

Note: 2.4.3 : Other Financial Assets

INR in crore

Particulars	Figures as at the end of current reporting year 31 st March 2024	Figures as at the end of previous reporting year 31 st March 2023	Figures as at 1 st April 2022
Deposit with Others	107.25	103.24	104.41
Inter Corporate Balance (NSL) - Refer Note - 2.35.4(*)	2,502.64	2,501.87	485.34
TOTAL	2,609.89	2,605.11	589.75

(*) An amount of ₹ 2,502.64 crore spent by NMDC Limited from Appointed date to Effective date towards all transactions and the same is recorded as receivable on account of demerger

Note: 2.5 Deferred tax assets (Net)

INR in crore

Particulars	Figures as at the end of current reporting year 31 st March 2024	Figures as at the end of previous reporting year 31 st March 2023	Figures as at 1 st April 2022
A. Deferred tax assets :			
1. Provision for bad & doubtful debts	486.42	486.28	744.82
2. Asset retirement obligation and spares	11.72	8.78	4.39
3. Investments	9.01	9.19	9.19
4. Others	12.88	31.50	31.50
Total Deferred Tax Assets	520.03	535.75	789.90
B. Deferred tax liability :			
1. Related to PPE	(190.44)	(198.81)	(191.69)
2. Provision for post retirement medical benefits	(53.05)	(37.68)	(27.22)
3. Accrued expenses	(10.65)	(1.76)	(2.05)
Total Deferred Tax Liability	(254.14)	(238.25)	(220.96)
Net Deferred Tax Assets	265.89	297.50	568.94

Notes to CFS - contd.

Note 2.6 : Other Non-Current Assets

INR in crore

Particulars	Figures as at the end of current reporting year 31 st March 2024	Figures as at the end of previous reporting year 31 st March 2023	Figures as at 1 st April 2022
Capital Advances (*)	1,227.62	1,126.18	352.78
ITC Receivables	-	-	-
Mines Closure Fund with Life insurance Corporation	1,310.98	1,122.03	965.10
Other Advances (**)	1,053.94	1,054.71	786.01
Total	3,592.54	3,302.92	2,103.89

(*) Capital Advances includes an amount of ₹ 331.63 crore.(P.Y ₹ 325.32 crore) towards Tokisud Coal Block and payment of ₹ 171.64 crore (P.Y. ₹ 74.18 crore) towards Rohne Coal Block. (Refer Note - 2.35.9)

(**) Includes an amount of ₹ 600 crore (P.Y.Rs. 600 crore), paid to South Bastar Dantewada under protest against the demand notice for Common Cause (Refer Note - 2.35.7)

CURRENT ASSETS

Note:2.7. Inventories

INR in crore

(As Valued and Certified by the Management)

Particulars	Figures as at the end of current reporting year 31 st March 2024	Figures as at the end of previous reporting year 31 st March 2023	Figures as at 1 st April 2022
Raw materials			
Lime Stone	0.22	0.09	0.12
Bentolite	0.14	0.13	0.15
	0.36	0.22	0.27
Work-in-Process :			
Pellets	0.77	0.87	1.37
Diamonds	-	-	-
Sponge Iron	0.03	0.03	0.93
	0.80	0.90	2.30
Finished Goods:			
Iron Ore	2,399.74	2,369.57	1,887.19
Iron Ore lying at Pellet Plant	14.03	0.90	1.42
Sponge Iron	0.01	0.01	0.01
Pellets	50.98	28.60	12.98
Ore for Gold	28.03	-	-
Diamonds & Precious Stones	0.54	0.04	0.04
Total Finished Goods	2,493.33	2,399.12	1,901.64
Total	2,494.49	2,400.24	1,904.21
Stores & Spares	268.38	257.84	218.11
Loose tools and Implements	4.08	2.50	2.89
Total	272.46	260.34	221.00
G. Total	2,766.95	2,660.58	2,125.21

Notes to CFS - contd.

Particulars	Figures as at the end of current reporting year 31 st March 2024	Figures as at the end of previous reporting year 31 st March 2023	Figures as at 1 st April 2022
Inventories are valued at cost or NRV whichever is lower.			
1. Stores and Spares include:			
a) Stores-in-transit	1.45	7.30	4.16
b) Obsolete stores & spares valued at	0.01	0.01	0.01
Re1 per unit of their original value of ₹ 5.20 crore (previous year ₹ 4.26 crore)			

Notes: 2.8.1a Investment

INR in crore

Particulars	Figures as at the end of current reporting year 31 st March 2024	Figures as at the end of previous reporting year 31 st March 2023	Figures as at 1 st April 2022
Current Investments	4.89	5.75	5.90
Total	4.89	5.75	5.90

Notes: 2.8.1b Trade Receivables

INR in crore

Particulars	Figures as at the end of current reporting year 31 st March 2024	Figures as at the end of previous reporting year 31 st March 2023	Figures as at 1 st April 2022
Considered good: Secured	-	-	-
Considered good: unsecured	3,508.93	4,361.23	4,190.45
Which have significant increase in credit risk	-	-	-
Credit impaired	1,905.67	1,905.13	2,932.14
Total (*)	5,414.60	6,266.36	7,122.59
Less: Provision for bad & doubtful trade receivables	15.84	15.05	84.45
Less: Provision for bad & doubtful (Monitoring Committee)	1,889.83	1,890.08	2,847.69
	1,905.67	1,905.13	2,932.14
Total	3,508.93	4,361.23	4,190.45

(*)

- i) Trade Receivables includes ₹ 1,892.32 crore (Previous year ₹ 2,907.91 crore) dues from Monitoring Committee.
- ii) Trade receivables includes:
 - a) ₹ 434.80 crore (PY ₹ 558.65 crore) receivable from RINL which not due as on 31st March 2024
 - b) ₹ 1,564.54 crore (PY ₹ 1705.21 crore) receivable from RINL discounted from Bank during FY 2023-24
 - c) ₹ 1,395.61 crore (P.Y ₹ 46.42 crore) receivable from NMDC Steel Limited (Refer Note - 2.31 - iii)

Notes to CFS - contd.

Note: 2.8.1.1 Trade Receivables (Aging)

As at 31st March 2024

INR in crore

Particulars	Outstanding for following periods from due date of payments					
	Less than 6 months	6 months - 1 years	1-2 years	2-3 years	More than 3 years	Total
i) Undisputed Trade Receivables- Considered good (*)	3,197.70	166.58	142.14	1.54	0.97	3,508.93
ii) Undisputed Trade Receivables- Which have significant increase in credit risk.	-	-	-	-	-	-
iii) Undisputed Trade Receivables- Credit Impaired	-	-	-	-	3.01	3.01
iv) Disputed Trade Receivables- Considered good	-	-	-	-	-	-
v) Disputed Trade Receivables- Which have significant increase in credit risk.	-	-	-	-	-	-
vi) Disputed Trade Receivables- Credit Impaired (**)	-	-	-	0.19	1,902.47	1,902.66
Total	3,197.70	166.58	142.14	1.73	1,906.45	5,414.60

Note: Due date is the Date on which the amount of sales proceeds is due for claiming from the customer

(*) ₹ 434.80 crore (P.Y ₹ 558.65 crore) receivable from RINL which is not due as on 31st March 2024 included in less than 6 months

(**) Includes ₹ 1,892.32 crore (PY ₹ 2,907.91) receivable from Monitoring Committee for which ECL is provided

Note: 2.8.1.1 Trade Receivables (Aging)

As at 31st March 2023

INR in crore

Particulars	Outstanding for following periods from due date of payments					
	Less than 6 months	6 months - 1 years	1-2 years	2-3 years	More than 3 years	Total
i) Undisputed Trade Receivables- Considered good	2,952.25	62.67	867.11	224.00	255.20	4,361.23
ii) Undisputed Trade Receivables- Which have significant increase in credit risk.	-	-	-	-	-	-
iii) Undisputed Trade Receivables- Credit Impaired	-	-	-	-	-	-
iv) Disputed Trade Receivables- Considered good	-	-	-	-	-	-
v) Disputed Trade Receivables- Which have significant increase in credit risk.	-	-	-	-	-	-
vi) Disputed Trade Receivables- Credit Impaired	-	-	-	-	1,905.13	1,905.13
Total	2,952.25	62.67	867.11	224.00	2,160.33	6,266.36

Note: Due date is the Date on which the amount of sales proceeds is due for claiming from the customer / Monitoring Committee

Notes to CFS - contd.

Notes: 2.8.2 Cash And Cash Equivalents

INR in crore

Particulars	Figures as at the end of current reporting year 31 st March 2024	Figures as at the end of previous reporting year 31 st March 2023	Figures as at 1 st April 2022
Cash in hand	-	-	-
Balance with Banks			
on current Accounts	43.06	93.00	85.78
On Deposit accounts (Original maturity less than 3 months)	66.33	-	34.82
Total	109.39	93.00	120.60

Notes :2.8.3 Bank Balances Other Than 2.8.2

INR in crore

Particulars	Figures as at the end of current reporting year 31 st March 2024	Figures as at the end of previous reporting year 31 st March 2023	Figures as at 1 st April 2022
Balance with bank on 'Deposits Accounts (original maturity more than 3 months but less than 12 months(*)	12,103.27	6,905.72	7,769.24
Balance with bank for Unpaid Dividend	2.99	3.55	3.84
Balance with banks towards TDS on Dividend	57.86	29.24	41.10
Ear marked Balances (unspent CSR Account) (**)	90.14	-	-
Bank deposits offered as security for Bank guarantees and letter of credit	-	66.24	42.69
Total	12,254.26	7,004.75	7,856.87

(*) Fixed Deposits of NIL (P.Y ₹ 502 crore) pledged for availing OD Facilities.

(**) Unspent CSR amount for FY 2022-23 is ₹ 90.14 crore

Note: 2.8.4 Other Financial Assets

INR in crore

Particulars	Figures as at the end of current reporting year 31 st March 2024	Figures as at the end of previous reporting year 31 st March 2023	Figures as at 1 st April 2022
Related Parties (Refer Note - 2.31)			
Advances to Directors	-	-	0.06
Advances to NSL	86.08	41.06	-
Advances to Subsidiaries/ Jv's/ Associates	55.80	55.79	126.80
Less: Prov. Made	0.10	10.63	9.35
	141.78	86.22	117.45
Employees and outsiders			
Advances to Employees and outsiders	40.29	54.64	415.15
Interest Accrued			
Accrued interest on deposits with banks	79.70	21.87	29.18
Accrued interest on Other	1.20	1.21	8.20
Other Receivables (*)	72.83	367.91	13.82
Total	335.80	531.85	583.86

(*) Additional 10% SPV paid to Monitoring Committee ₹ NIL (PY ₹ 335.78 crore) as directed by DMG (Department of Mines and Geology) Karnataka.

Notes to CFS - contd.

Note: 2.9 Current Tax Asset (Net)

INR in crore

Particulars	Figures as at the end of current reporting year 31 st March 2024	Figures as at the end of previous reporting year 31 st March 2023	Figures as at 1 st April 2022
Advance Income tax & TDS	7,718.67	9,379.67	8,803.32
Less : Provision	6,887.98	8,257.85	7,903.46
Total	830.69	1,121.82	899.86

Note: 2.10 Other Current Assets

INR in crore

Particulars	Figures as at the end of current reporting year 31 st March 2024	Figures as at the end of previous reporting year 31 st March 2023	Figures as at 1 st April 2022
Advances to Employee and outsiders	920.12	1,189.05	684.90
Less: Provision	1.09	2.34	4.03
Net	919.03	1,186.71	680.87
ITC Receivables	817.57	587.13	489.96
Other Current Assets	0.04	-	-
Total	1,736.64	1,773.84	1,170.83

Note: 2.11 Assets Held for Disposal

INR in crore

Particulars	Figures as at the end of current reporting year 31 st March 2024	Figures as at the end of previous reporting year 31 st March 2023	Figures as at 1 st April 2022
Assets held for disposal	0.98	0.66	0.81
Total	0.98	0.66	0.81

Note: 2.12 Equity Share Capital

INR in crore

Particulars	Figures as at the end of current reporting year 31 st March 2024	Figures as at the end of previous reporting year 31 st March 2023	Figures as at 1 st April 2022
Authorised:			
400,00,00,000 Equity Shares of Re. 1/- each			
(Previous year 400,00,00,000 Equity Shares of Re.1/- each)	400.00	400.00	400.00
Issued, Subscribed & Paid up:			
Opening Balance			
2,93,06,05,850 Equity Shares of Re.1/- each fully paid up (Previous year 2,93,06,05,850 of Re.1/- each fully paid)	293.07	293.07	293.07
Add: Issue of shares during the year	-	-	-
Closing Balance:			
2,93,06,05,850 Equity Shares of Re.1/- each fully paid up (Previous year 2,93,06,05,850 of Re.1/- each fully paid)	293.07	293.07	293.07
Total	293.07	293.07	293.07

Notes to CFS - contd.

Add. Notes :

1) No new shares were issued, during the current year & previous year

2) Terms/Rights attached to equity shares :

The company has only one class of equity shares having par value of Re.1/- each and each holder of equity shares is entitled to one vote per share.

3) The details of shares in the company held by each shareholder holding more than 5% shares :

Name of the Share holder	31st March 2024		31st March 2023	
	% of shareholding	Number of shares	% of shareholding	Number of shares
i) President of India	60.79	1,78,16,33,571	60.79	1,78,16,33,571
ii) LIC of India (incl all schemes)	6.67	19,55,80,072	11.53	33,77,84,217

Note: 2.13 Other Equity

INR in crore

Particulars	General Reserve	Retained earnings	Capital Redemption Reserve	Other Com-prehensive Income	Capital Reserve	Total Owners Equity	Non-controlling interest
Balance as at 1st April 2022	15,617.90	1,761.52	103.40	4.12	238.24	17,725.18	13.45
Profit for the year		5,601.46				5,601.46	1.10
Other Comprehensive Income net of tax				104.99		104.99	-
Demerger Expenses pursuant to scheme of arrangement		(2.27)				(2.27)	
Interim Dividends (2022-23)		(1,098.98)				(1,098.98)	
Foreign Exchange Translation Reserve (OCI)				(2.83)		(2.83)	(0.32)
Adjustment on Consolidation		0.21				0.21	-
Transfer to General Reserve	4,400.00	(4,400.00)				-	
Total	4,400.00	100.42	-	102.16	-	4,602.58	0.78
Balance as at 31st March 2023	20,017.90	1,861.94	103.40	106.28	238.24	22,327.76	14.23
Balance as at 1st April 2023	20,017.90	1,861.94	103.40	106.28	238.24	22,327.76	14.23
Profit for the year		5,575.06				5,575.06	(4.19)
Addition in the holding							7.49
Other Comprehensive Income net of tax				(22.10)		(22.10)	
Interim Dividend (2023-24)		(1,685.11)				(1,685.11)	
Final Dividend (2022-23)		(835.23)				(835.23)	
Foreign Exchange Translation Reserve (OCI)				(4.68)		(4.68)	(0.52)
Adjustment on Consolidation		7.13				7.13	
Transfer to General Reserve	3,000.00	(3,000.00)				-	
Total	3,000.00	61.85	-	(26.78)	-	3,035.07	2.78
Balance as at 31st March 2024	23,017.90	1,923.79	103.40	79.50	238.24	25,362.83	17.01

Notes to CFS - contd.

NON-CURRENT LIABILITIES

Note 2.14.1 Borrowing (Non- Current)

INR in crore

Particulars	Figures as at the end of current reporting year 31 st March 2024	Figures as at the end of previous reporting year 31 st March 2023	Figures as at 1 st April 2022
	-		
	-		
Total	-	-	

Note 2.14.2 Lease Liabilit

INR in crore

Particulars	Figures as at the end of current reporting year 31 st March 2024	Figures as at the end of previous reporting year 31 st March 2023	Figures as at 1 st April 2022
Lease Liabilities	1.76	5.02	5.85
Total	1.76	5.02	5.85

Note 2.14.3 Financial Liability (Non- Current)

INR in crore

Particulars	Figures as at the end of current reporting year 31 st March 2024	Figures as at the end of previous reporting year 31 st March 2023	Figures as at 1 st April 2022
Other financial Liabilities	150.28	150.28	150.28
Total	150.28	150.28	150.28

Note 2.14.4 Provisions (Non- Current)

INR in crore

Particulars	Figures as at the end of current reporting year 31 st March 2024	Figures as at the end of previous reporting year 31 st March 2023	Figures as at 1 st April 2022
Employee Benefits :			
Gratuity	0.15	0.12	0.11
Accrued leave	0.05	0.04	0.03
Long Service Reward	37.11	34.77	45.69
Mine closure Liability	1,363.81	1,217.94	1,043.75
Provisions for de-commissioning liability (ARO Obligation)	3.39	3.12	2.88
Provisions - Others (Refer Note 2.35.8)	26.75		
Total	1,431.26	1,255.99	1,092.46

Notes to CFS - contd.

Note: 2.15.1 Borrowings

INR in crore

Particulars	Figures as at the end of current reporting year 31 st March 2024	Figures as at the end of previous reporting year 31 st March 2023	Figures as at 1 st April 2022
Secured			
Loan against FDs (*)	-	415.98	1,788.05
Unsecured			
Working Capital Loan	1,792.00	-	4.45
Bill discounting of RINL against invoices	1,564.54	1705.21	1236.15
Total	3,356.54	2,121.19	3,028.65

(*) Over Drafts availed by pledging Fixed Deposits is NIL (PY ₹ 502 crore)

Note: 2.15.2 Lease Liability

INR in crore

Particulars	Figures as at the end of current reporting year 31 st March 2024	Figures as at the end of previous reporting year 31 st March 2023	Figures as at 1 st April 2022
Lease Liabilities	0.48	1.66	1.59
Total	0.48	1.66	1.59

Note: 2.15.3 Trade & Other Payables

INR in crore

Particulars	Figures as at the end of current reporting year 31 st March 2024	Figures as at the end of previous reporting year 31 st March 2023	Figures as at 1 st April 2022
Total outstanding dues of micro and small enterprises	28.29	25.23	26.59
Other than micro and small enterprises	384.26	400.68	638.17
Total	412.55	425.91	664.76
Disclosure Relating to Micro and Small Enterprises	31-03-2024	31-03-2023	01-04-2022
i) (a). The principal amount remaining unpaid to the supplier as at the end of the year	28.29	25.23	26.59
i) (b). The interest due on the above amount, remaining unpaid to the supplier as at the end of the year	Nil	Nil	Nil
ii) the amount of interest paid in terms of section 16, along with the amount of the payment made to the supplier beyond the appointed day during each accounting year;	Nil	Nil	Nil
iii) the amount of interest due and payable for the period of delay in making payment (which have been paid but beyond the appointed day during the year) but without adding the interest specified under Micro, Small and Medium Enterprises Development Act, 2006;	Nil	Nil	Nil
(iv) the amount of interest accrued and remaining unpaid at the end of each accounting year; and	Nil	Nil	Nil
(v) the amount of further interest remaining due and payable even in the succeeding years, until such date when the interest dues as above are actually paid to the small enterprise, for the purpose of disallowance as a deductible expenditure under section 23 of Micro, Small and Medium Enterprises Development Act, 2006.	Nil	Nil	Nil

Notes to CFS - contd.

Note: 2.15.3.(I) Trade Payable (Aging)

As at 31st March 2024

INR in crore

Particulars	Outstanding for following periods from due date of payments					
	Not due	Less than 1year	1-2 years	2-3 years	More than 3 years	Total
i) MSME	7.36	19.08	0.50	0.29	1.06	28.29
ii) Others	19.24	205.58	28.88	23.05	107.51	384.26
iii) Disputed Dues: MSME	-	-	-	-	-	-
iv) Disputed Dues: Others	-	-	-	-	-	-
Total	26.60	224.66	29.38	23.34	108.57	412.55

Note: Due date is the date on which the amount to be paid to the vender, for supply of goods and services, upon receipt and acceptance of goods / services as well as submission of various documents

Note: 2.15.3.(I) Trade Payable (Aging)

As at 31st March 2023

INR in crore

Particulars	Outstanding for following periods from due date of payments					
	Not due	Less than 1year	1-2 years	2-3 years	More than 3 years	Total
i) MSME	8.44	15.48	0.15	1.16	-	25.23
ii) Others	23.43	225.28	52.67	79.93	19.37	400.68
iii) Disputed Dues: MSME	-	-	-	-	-	-
iv) Disputed Dues: Others	-	-	-	-	-	-
Total	31.87	240.76	52.82	81.09	19.37	425.91

Note: Due date is the date on which the amount to be paid to the vender, for supply of goods and services, upon receipt and acceptance of goods / services as well as submission of various documents

Relationship with Struck off Companies

INR in crore

SI NO.	Name of the Struck Off Comapany	Nature of transaction	Transaction During the Year 2023-24	Balance Outstanding As at 31-Mar-2024	Relationship with the Struck off companies
1	Bharti Infratel Limited	Payable		0.009	Vendor
2	Deepak Industries Limited	Paid	0.002		Vendor
3	Network Security Pvt Ltd	Paid	0.003		Vendor
4	Pyrotech Electronics Pvt	Payable		0.005	Vendor
5	Pioneer Tech Engineering Services	Payable		0.013	Vendor
6	Pratah India	Paid / Payable	0.002	0.002	Vendor
7	The Leela Palace- New Delhi	Paid	0.711		Vendor
8	Hunting Hawks	Paid / Payable	0.002	0.000	Vendor
9	Dhruva Solutions Pvt Ltd	Payable		0.008	Vendor
10	Noice elevator & engineering work (*)	Payable		0.000	Vendor
11	Indus Hospital	Paid	0.012		Vendor
		Total	0.732	0.037	

(*) Figures "0.000" indicates values are in hundreds

Notes to CFS - contd.

Note: 2.15.4 Other Financial Liabilities

INR in crore

Particulars	Figures as at the end of current reporting year 31 st March 2024	Figures as at the end of previous reporting year 31 st March 2023	Figures as at 1 st April 2022
Unpaid Dividend	2.99	3.55	3.84
Deposits from Suppliers, Contractors	465.70	376.90	173.83
Capital Creditors	92.40	72.01	8.93
Other financial Liabilities (*)	558.19	444.47	335.18
Total	1,119.28	896.93	521.78

(*) NMDC has purchased a total quantity of 3036.19 wmt of coal from NMDC Steel Limited during the year 2022-23 and amount for ₹ 1.18 crore (PY ₹ 8.34 crore) is adjusted during the current year 2023-24 for Pellet Plant at Donimalai

Note : 2.16 Other Current Liabilities

INR in crore

Particulars	Figures as at the end of current reporting year 31 st March 2024	Figures as at the end of previous reporting year 31 st March 2023	Figures as at 1 st April 2022
Contract Liabilities (Refer Note - 2.33.3 b)	852.94	860.09	1,068.65
Other Payables	63.54	58.10	46.68
(like withholding and other taxes payable, amounts payable to employees and others)			
Statutory Dues	2,110.64	1,418.83	1,520.97
Total	3,027.12	2,337.02	2,636.30

Note: 2.17.1 Provisions

INR in crore

Particulars	Figures as at the end of current reporting year 31 st March 2024	Figures as at the end of previous reporting year 31 st March 2023	Figures as at 1 st April 2022
Employee Benefits :			
Accrued leave	0.88	0.63	0.74
Long service reward	1.73	2.35	2.35
Others			
Provision for gratuity, leave salary, family benefit scheme and post employment medical benefits	34.97	21.76	12.03
Provision for unspent CSR (*)	217.71	99.12	
Total	255.29	123.86	15.12

(*) Provision for unspent CSR includes ₹ 150.92 crore for FY 2023-24 and ₹ 66.79 crore for FY 2022-23

Notes to CFS - contd.

Note: 2.17.2 Current Tax Liabilities (Net)

INR in crore

Particulars	Figures as at the end of current reporting year 31 st March 2024	Figures as at the end of previous reporting year 31 st March 2023	Figures as at 1 st April 2022
Income Tax liability (net) (*)	233.56	-	
Total	233.56	-	

Liability related to FY 2021-22 (AY 2022-23) paid on 10th April 2024

Note: 2.18 Revenue from Operations

INR in crore

Particulars	Figures as at the end of current reporting year 31 st March 2024	Figures as at the end of previous reporting year 31 st March 2023
Sale of Products (Domestic):		
a) Iron Ore (*)	21,049.47	17,447.39
b) Gold (overseas)	11.27	
c) Sale of Power	6.25	6.08
d) Sale of Services	1.84	42.13
e) Sales of Pellets	232.40	165.50
f) Other operating revenue	6.62	5.78
Total	21,307.85	17,666.88

(*) w.e.f 18th July 2023, Company has switched over to inclusive pricing for Iron Ore, accordingly Iron Ore sales are reported in gross value

Note: 2.19 Other Income

INR in crore

Particulars	Figures as at the end of current reporting year 31 st March 2024	Figures as at the end of previous reporting year 31 st March 2023
Interest Income:		
On Deposits with Banks	922.19	416.26
Others	111.69	128.23
	1,033.88	544.49
Gain in Exchange	0.13	1.49
Profit on sale/adjustment of assets	0.07	1.30
Profit on sale of Current investments(MUF)	0.22	4.90
Other non operating income	336.58	216.04
Total	1,370.88	768.22

Notes to CFS - contd.

Note: 2.20 Consumption of Raw Materials

INR in crore

Particulars	Figures as at the end of current reporting year 31 st March 2024	Figures as at the end of previous reporting year 31 st March 2023
Iron ore	3.92	60.10
Lime Stone	1.72	1.08
Bentonet	1.52	1.02
Internal Handling of Raw Materials	13.81	8.39
Total	20.97	70.59

Note: 2.21 Changes in Inventories of Finished Goods and Work in Progress

INR in crore

Particulars	Figures as at the end of current reporting year 31 st March 2024	Figures as at the end of previous reporting year 31 st March 2023
Work-in-process:		
Balance as at the beginning of the Year	0.90	2.30
Less: Balance as at close of the Year	28.08	0.90
	(27.18)	1.40
Finished Goods:		
Balance as at the beginning of the Year	2,369.63	1,887.25
Less: Balance as at close of the Year	2,400.28	2,369.63
	(30.65)	(482.38)
Finished Goods (Iron Ore lying at Pellet Plant):		
Balance as at the beginning of the Year	0.43	0.70
Less: Balance as at close of the Year	13.58	0.43
	(13.15)	0.27
Finished Goods: (Iron Ore Pellets)		
Balance as at the beginning of the Year	28.60	12.98
Less: Balance as at close of the Year	50.98	28.60
	(22.38)	(15.62)
Total	(93.36)	(496.33)

Notes to CFS - contd.

Note: 2.22 Employee Benefit Expense

INR in crore

Particulars	Figures as at the end of current reporting year 31 st March 2024	Figures as at the end of previous reporting year 31 st March 2023
Salaries, Wages & Bonus	1,205.01	1,067.34
Contribution to Provident fund and other funds		
Provident Fund, FPS & DLI	63.76	56.06
Pension Fund	52.56	47.75
Group Gratuity Fund	9.14	9.18
Staff Welfare Expenses	295.07	350.24
Total	1,625.54	1,530.57

Note: 2.23 Power, Electricity and Water Charges

INR in crore

Particulars	Figures as at the end of current reporting year 31 st March 2024	Figures as at the end of previous reporting year 31 st March 2023
Power charges	138.07	117.67
Electricity charges	24.65	22.69
Water charges	5.38	3.74
Total	168.10	144.10

Note: 2.24 Repairs & Maintenance

INR in crore

Particulars	Figures as at the end of current reporting year 31 st March 2024	Figures as at the end of previous reporting year 31 st March 2023
Buildings	79.03	53.64
Plant and Machinery	64.25	63.82
Vehicles	1.00	0.93
Others	102.06	91.62
Total	246.34	210.01

Note: 2.25 Selling Expense

INR in crore

Particulars	Figures as at the end of current reporting year 31 st March 2024	Figures as at the end of previous reporting year 31 st March 2023
Railway freight	-	4.65
Export duty	-	-
Infrastructure Development cess	35.03	30.14
Environmental Development cess	35.03	30.14
Other selling expenses	268.41	198.07
Total	338.47	263.00

Notes to CFS - contd.

Note: 2.26 Finance Cost

INR in crore

Particulars	Figures as at the end of current reporting year 31 st March 2024	Figures as at the end of previous reporting year 31 st March 2023
i) Interest on Short term Borrowings	71.34	68.30
ii) Interest - Others	6.63	6.69
iii) Interest on deposit from contractors, suppliers & others	0.27	0.24
Total	78.24	75.23

Note: 2.27 Other Expenses

INR in crore

Particulars	Figures as at the end of current reporting year 31 st March 2024	Figures as at the end of previous reporting year 31 st March 2023
Rent	1.22	2.31
Insurance	10.54	12.00
Rates & Taxes	7.95	6.17
Directors' Travelling expenses	12.39	10.86
Directors, Sitting Fees	0.52	0.46
Payment to Auditors (including branch auditors):		
As audit Fee	1.12	0.71
For taxation matters	0.04	-
For Other Services	0.44	0.36
For reimbursement of expenses	0.03	0.07
Loss on sale/adjustment of Assets	0.79	1.21
Miscellaneous losses written off	6.44	3.69
Provision for doubtful debts/advances	2.18	13.02
Mine closure Obligation	145.84	174.15
Raising and Transportation	135.81	130.81
Local Area Development (Towards SPV in Karnataka)	589.80	395.44
Compensation paid to Statutory Agencies	0.01	
Entertainment	2.50	3.84
Travelling & Conveyance	90.72	68.43
Advertisement & Publicity	29.54	27.41
Postage, Telephone & Telex	4.42	3.43
Stationery & Printing	3.98	2.21
Consultancy charges	32.72	12.91
CISF/Security guards	223.78	221.38

Notes to CFS - contd.

Particulars	Figures as at the end of current reporting year 31 st March 2024	Figures as at the end of previous reporting year 31 st March 2023
Safety expenses	0.39	0.60
Corporate Social Responsibility	197.07	186.70
Loss in Exchange variation (net)	0.51	0.15
Environmental Development	22.50	47.32
Expenditure on Enabling Assets for the company	175.09	154.06
Other expenses	143.76	131.33
Total	1,842.110	1,611.03
(*) CSR Expenditure for the Year	197.07	186.70
CSR Expenditure as per Statutory obligation (including Unspent Provision of ₹ 150.92 crore (PY ₹ 99.12crore)	197.07	186.70
	-	-

Note: 2.28 Exceptional Items

INR in crore

Particulars	Figures for the current reporting year 31 st March 2024	Figures for the previous reporting year 31 st March 2023
Expenditure		
Expenditure towards regularization of Forest Land of 111.941 Ha at Donimalai Project, Karnataka (Refer Note - 2.35.8)	(282.15)	-
Add:		
Income	-	-
i) Amount Received from Monitoring Company - towards 10% of the amount With held (**)		957.60
ii) Amount Received agaisnt disinvestment of NINL (***)		279.67
Total	(282.15)	1,237.27

(**) Amount Received from Monitoring Company - towards 10% of the amount With held for the period 1st Jan 2019 to 31.03.2022 for Amount of ₹ 957.60 crore, as per note no. 2.34.5. in PY 2022-23

(***) Amount received against Strategic Disinvestment of NINL in PY 2022-23.

Notes to CFS - contd.

Note: 2.29 Tax Expenses

Reconciliation of Effective Tax rate and Statutory tax Rate as on 31st March 2024

INR in crore

Particulars	Figures for the current reporting year 31 st March 2024	Figures for the previous reporting year 31 st March 2023
CURRENT TAX		
Current Tax on profit for the year	2,117.62	1,664.65
Tax on discontinuing operations	(0.33)	(0.23)
Tax on OCI item	(12.81)	9.98
	2,104.48	1,674.40
Adj. of current tax for prior period	231.18	172.13
Total current tax expenses	2,335.66	1,846.53
DEFERRED TAX		
Decrease/(increase) in deferred tax assets	15.72	247.90
(Decrease)/increase in deferred tax liabilities	15.90	23.53
Total deferred tax expenses/(benefit)	31.62	271.43
Total Expenditure	2,367.28	2,117.96

Particulars	Amount Rs. In crore	Tax - ₹ In crore	Tax %
Accounting profit before tax from continuing operations	7,952.66		
(Profit) / Loss of subsidiaries	60.64		
Profit/(loss) before tax from discontinued operations	(1.32)		
Other Comprehensive Income	(50.91)		
Total	7,961.07		
Accounting profit before income tax			25.168
Income tax rate			
Tax at Income tax rate		2003.64	
Tax effect of amount not deductible in calculating taxable income			
CSR exp.	197.07	49.60	0.623
Prov. For bad & doubtful exp.	3.61	0.91	0.011
Change in Depreciation	(32.99)	(8.30)	(0.104)
Increase in Doubtful Debt & Advances	0.54	0.14	0.002
Other items	232.41	58.49	0.735
Taxable income	8,361.71		
Current Tax on Profit for the year	2,104.48	2,104.48	26.43

Notes to CFS - contd.

NOTE 2.30 ADDITIONAL INFORMATION

INR in crore

Particulars	Figures for the current reporting year 31 st March 2024		Figures for the previous reporting year 31 st March 2023	
	Value	Percentage	Value	Percentage
2.30.1. Value of imports calculated on CIF basis:				
i. Components & Spare parts		20.99		5.48
ii. Capital Goods		25.75		11.77
2.30.2. Expenditure in foreign currency:				
i. Consultancy charges		-		-
ii. Others		-		3.44
2.30.3. Particulars of consumption of raw material				
Raw material	Value	Percentage	Value	Percentage
a) Imported	-	-	-	-
b) Indigenous	20.97	100	70.59	100
	20.97	100	70.59	100
2.30.4. Particulars of consumption of Stores & spares:				
Components & spare parts (including consumable stores)	Value	Percentage	Value	Percentage
a) Imported	1.85	0.28	1.69	0.30
b) Overseas	64.38	9.86	-	-
b) Indigenous	586.49	89.85	554.65	99.70
	652.72	100.00	556.34	100.00
2.30.5. Foreign Exchange earnings :				
	-	-	-	-

2.31 Related Party Disclosures (IndAS-24):-

i) List of Related Parties:

SI No	A. Subsidiaries	Country of incorporation	No. of Shares Held	March 31, 2024	March 31, 2023
1	Legacy Iron Ore Limited	Australia	704,88,65,975	91.38%	90.02%
2	J & K Mineral Development Corporation Limited	India	28,51,002	95.86%	95.86%
3	Karnataka Vijaynagar Steel Limited	India	1,00,000	100%	100%
4	NMDC-SARL, Madagascar (Under closure)	Africa	41,85,590	100%	100%
5	NMDC-CSR Foundation	India	20,00,000	100%	100%

SI No	B. Joint Ventures	Country of incorporation	No. of Shares Held	March 31, 2024	March 31, 2023
1	Kopano-NMDC Minerals(Proprietary) Limited	South Africa	50	50%	50%
2	Jharkhand National Mineral Development Corporation Ltd.	India	6,000	60%	60%
3	NMDC-CMDC Ltd., Raipur	India	9,83,47,236	51%	51%
4	Bastar Railway Pvt. Ltd.	India	15,26,74,600	52%	52%

Notes to CFS - contd.

SI No	C. Associates	Country of incorporation	No. of Shares Held	March 31, 2024	March 31, 2023
1	Romelt-Sail(India) Limited (Under closure)	Africa	1,05,000	25%	25%
2	International Coal Ventures (Pvt.) Ltd.	India	37,88,59,405	25.94%	25.94%
3	Krishnapatnam Railway Company Ltd.	India	4,00,00,000	6.40%	6.40%
4	Chhattisgarh Mega Steel Ltd.	India	13,000	26%	26%

D: List of Government Nominee / Independent Directors as on 31/03/2024

- Smt. Sukriti Likhi - Government Nominee Director
- Shri. Abhijit Narendra - Government Nominee Director
- Shri. Vishal Babber - Independent Director
- Dr. Anil Sadashivrao Kamble - Independent Director
- Shri. Sanjay Singh - Independent Director

E: Key Management Personnel: (Directors) as on 31/03/2024**Directors :**

- Shri. Amitava Mukherjee - CMD (Additional Charge), Director (Finance)
- Shri. Dilip Kumar Mohanty - Director (Production)
- Shri. Vishwanath Suresh - Director (Commercial) *
- Shri. Vinay Kumar - Director (Technical)

* Under suspension w.e.f 19th January 2024 in terms of order of Ministry of Steel, Govt. of India

Company Secretary: Shri A.S Pardha Saradhi

- The consolidated financial statements are drawn by considering unaudited financial statements of the above-mentioned subsidiaries for the year ended 31/03/2024.
- In respect of Associate companies, the consolidated financial statements are drawn by considering the unaudited financial statements for the period ending 31/03/2024.
- In respect of Joint Venture, the consolidated financial statements are drawn by considering the unaudited financial statements for the period ending 31/03/2024.
- NMDC has infused Nil (Previous year Nil) in NMDC CSR Foundation (NCF) a not-for-profit company. NMDC CSR Foundation is a Not-for-Profit company (incorporated under Sec 8 of Companies Act, 2013. The company is not being considered for consolidation in preparation of Consolidated Financial statements as per Ind-AS 110.

The following subsidiary/JV/Associate companies are not consolidated for the following reasons:

- NMDC – CSR Foundation is a Not-for-Profit company (incorporated under Sec 8 of Companies Act, 2013). The company is not being considered for consolidation in preparation of Consolidated Financial statements as per IND-AS 110.
- The accounts of the subsidiary company i.e. NMDC SARL, Madagascar – as the company is under closure and in the process of winding up.
- The accounts of the joint venture company i.e. Kopano-NMDC Minerals (Proprietary) Limited, South Africa – as the company is under closure and in the process of winding up.
- The accounts of the associate Company Romelt – SAIL (India) Limited, New Delhi – as the company is in the process of winding up and suffers from significant impairment in its ability to transfer funds to the investor.

Notes to CFS - contd.

ii) Related Party Transactions:

INVESTMENTS IN JOINT VENTURE COMPANIES

(INR in crore)

Particulars	Opening Balance 01.04.2023	Additions	Deletions	Closing Balance 31.03.2024
a) Investment:				
Kopano-NMDC Minerals (Proprietary) Limited (₹ 324/-)	-	-	-	-
Jharkhand National Mineral Development Corporation Ltd	0.01	-	-	0.01
NMDC-CMDC Ltd, Raipur	98.35	-	-	98.35
Bastar Railway Pvt Ltd	152.67	-	-	152.67
Sub total	251.03	-	-	251.03
b) Investment Deration				
Sub total	-	-	-	-
Total (Net)	251.03	-	-	251.03

LOANS AND ADVANCES TO JOINT VENTURES:

(INR in crore)

Particulars	Opening Balance 01.04.2023	Additions	Deletions	Closing Balance 31.03.2024
a. Loans & Advances:				
Kopano-NMDC Minerals (Proprietary) Limited (₹ 324/-)	0.10	-	-	0.10
Jharkhand National Mineral Development Corporation Ltd	0.09	0.01	-	0.10
NMDC-CMDC Ltd, Raipur	55.61	-	-	55.61
Bastar Railway Pvt Ltd	-	-	-	-
Sub total	55.80	0.01	-	55.81
b. Loans & Advances Deration:				
Advances Deration- Kopano NMDC	0.10	-	-	0.10
Sub total	0.10	-	-	0.10
Total (Net)	55.70	-	-	55.71

Notes to CFS - contd.

INVESTMENT IN ASSOCIATE COMPANIES:

(INR in crore)

Particulars	Opening Balance 01.04.2023	Additions	Deletions	Closing Balance 31.03.2024
a) Investment:				
Romelt-SAIL (India) Limited (under closure)	0.11	-	-	0.11
International Coal Ventures (Pvt) Ltd	378.86	-	-	378.86
Krishnapatnam Railway Company Ltd	40.00	-	-	40.00
Chhattisgarh Mega Steel Ltd	0.01	-	-	0.01
Sub total	418.98	-	-	418.98
b) Investment Deration:				
Investment Deration- Romelt-SAIL Ltd	0.11	-	-	0.11
Sub total	0.11	-	-	0.11
Total (Net)	418.87	-	-	418.87

OTHER RECEIVABLES FROM ASSOCIATE COMPANIES:

(INR in crore)

Particulars	OB 01.04.2023	Additions	Deletions	CB 31.03.2024
a) Other receivables:				
International Coal Ventures (Pvt) Ltd	-	0.67	-	0.67
Sub total	-	0.67	-	0.67
b) Other receivables Deration:				
International Coal Ventures (Pvt) Ltd	-	-	-	-
Sub total	-	-	-	-
Total (Net)	-	0.67	-	0.67

iii) Transaction with Entities under Common Control:

A)

INR in Crore

Particulars	Opening Balance 1.4.2023	Additions	Deletions	Closing Balance 31.3.2024
a) Loans & Advances				
NSL (NMDC Steel Limited)	2,542.93	250.04	204.25	2,588.72
Sub total	2,542.93	250.04	204.25	2,588.72
b) Inter Company Sales				
NSL (NMDC Steel Limited)	144.43	1,251.18	.	1,395.61
Less:				
C) Inter Company Purchases				
NSL (NMDC Steel Limited)	8.34	76.76	75.58	9.52
Sub Total	136.09	1,174.42	(75.58)	1,386.09
Total (Net)	2,679.02	1,424.46	128.67	3,974.81

Notes to CFS - contd.

- B)** During FY 2023-24 an amount of ₹ 75.58 crore paid to NSL for sharing off water arrangement system for Slurry Pipe line Project

INR in Crore

Particulars	As at March 31, 2024	As at March 31, 2023
Key Managerial Personnel:		
Key Managerial Personnel Remuneration	3.18	4.04

iv) Advance paid to Karnataka Vijaynagar Steel Limited (KVSL)

The company has paid an advance amount of ₹ 639.61 crores towards cost of 2857.54 acres of land handed over by Karnataka Industrial Area Development Board (KIADB) for establishment of 3 MTPA integrated steel plant. The KVSL (100% Subsidiary of NMDC) has received land allotment letter dated 13.07.2017 on a lease cum sale basis and the land possession certificate dated: 11.01.2018 and revised possession certificate for 2843.98 acres vide letter dated 01.08.2018 from KIADB. Now, the land is under the possession of KVSL. However, the lease agreement is yet to be entered between the parties.

As per the conditions of the Allotment, Construction shall commence within 9 months and production shall commence within a period of 5 years from the date of taking over the possession. Meanwhile, KVSL has requested KIADB / Government of Karnataka for extension of the Lease period up to 99 years which is under review by Government of Karnataka. KIADB has agreed in principal for a period of 10 years in the place of 2 years. Considering the demerger of NSL, the company is exploring various business opportunities for the aforesaid land and hence the proposal for acquisition of the equity of KVSL in lieu of advances paid is pending. Considering these circumstances, the said advance has been classified under "Non-Current assets". The financial impact, if any, on NMDC is dependent on the final decision of the Government of Karnataka and mutual agreement between KIADB / Govt of Karnataka and KVSL

v) Employees outsourcing /deputing to NSL

The Company is seconding its personnel to entities under common control as per the terms and conditions agreed between the companies. The cost incurred by the Company towards superannuation and employee benefits are recovered from these companies.

Notes to CFS - contd.

2.31.1 (i) Additional Information as required by schedule III of Companies Act 2013

Sl. No.	Particulars	Proportion of ownership interest as on 31st March 2024	Net Assets (i.e Total assets minus Total liabilities)		Share in profit or loss		Share in other comprehensive income		Share in total comprehensive income	
			As % of consolidated net assets	Amount (₹ crore)	As % of consolidated Profit & Loss	Amount (₹ crore)	As % of consolidated	Amount (₹ crore)	As % of total comprehensive income	Amount (₹ Crore)
1	NMDC Limited (Equity Holder as Parent)		98.96%	25,405.78	101.05%	5,633.32	172.96%	(38.10)	100.76%	5,595.22
2	Subsidiaries									
A)	Indian									
i)	JK Mineral Development Corporation Limited, Jammu	95.86	-0.024%	(6.24)	-0.23%	(12.84)	-	-	-0.23%	(12.84)
ii)	Karnataka Vijaynagar Steel Limited	100	-0.012%	(3.18)	-0.01%	(0.58)	-	-	-0.01%	(0.58)
B)	Foreign									
i)	NMDC SAPL, Madagaskar	100								
ii)	Legacy Iron Ore Ltd, Perth, Australia	91.38	0.769%	197.31	-0.87%	(48.66)	3.62%	(0.80)	-0.89%	(49.45)
iii)	Non-controlling Interests in all subsidiaries		0.066%	17.01	0.08%	4.190	-	-	0.08%	4.19
4	Associates (Investment as per the equity method)									
A)	Indian									
i)	Romelt-Sail (India) Limited, New Delhi.	25	Equity Method	Equity Method	-	-	-	-	0.00%	-
ii)	International Coal Ventures.	25.94	Equity Method	Equity Method	-0.14%	(7.660)	-76.58%	16.87	0.17%	9.21
iii)	Krishnapatnam Railway Co.Ltd, Secunderabad.	6.4	Equity Method	Equity Method	0.16%	8.970	-	-	0.16%	8.97
iv)	Chattisgarh Mega Steel Ltd.	26	Equity Method	Equity Method	-	-	-	-	0.00%	-
5	Join Ventures (Investment as per the equity method)									
A)	Indian									
i)	Jharkhand National Mineral Development Corporation Ltd, Ranchi	60	Equity Method	Equity Method	-	-	-	-	0.00%	-
ii)	NMDC-CMDC Ltd., Raipur	51	Equity Method	Equity Method	-0.04%	(2.28)	-	-	-0.04%	(2.28)
iii)	Bastar Railway Pvt Ltd (BRPL)	52	Equity Method	Equity Method	0.01%	0.59	-	-	0.01%	0.59
B)	Foreign									
i)	Kopano-NMDC Minerals (Proprietary) Limited, Johannesburg, South Africa	50	Equity Method	Equity Method						
	Consolidated Adjustment		0.309%	79.24						
	Total			25,672.91		5,575.06		(22.03)		5,553.03

Notes to CFS - contd.

2.31.1 (II)

STATEMENT CONTAINING SALIENT FEATURES OF THE FINANCIAL STATEMENT OF SUBSIDIARIES / ASSOCIATE COMPANIES / JOINT VENTURES (FORM AOC-1)

Part "A": Subsidiaries

Information in respect of each subsidiary to be presented with amounts in ₹

Sl. No	Particulars	Details				
		1	2	3	4	5
2	Name of the subsidiary	J&K Mineral Development Corporation Limited Jammu	NMDC SARL * Madagascar	Legacy Iron Ore Limited, Perth, Australia.	Karnataka Vijaynagar Steel Limited, Karnataka	NMDC CSR Foundation (**)
3	Date since when subsidiary was acquired	19.05.1989	27.07.1999	20.04.2007	29.12.2014	10.05.2018
4	Reporting period for the subsidiary concerned, if different from the holding company's reporting period	April- March	Jul-June	April- March	April- March	April- March
5	Reporting currency and Exchange rate as on the last date of the relevant Financial year in the case of foreign subsidiaries.	Rupees	MGA	AUD	Rupees	Rupees
6	Share Capital	29,74,00,300	10,00,000	5,24,70,31,105	10,00,000	2,00,00,000
7	Reserves & Surplus	(35,98,63,612)		(3,27,39,21,087)	(3,27,91,337)	2,53,17,651
8	Total Assets	20,87,24,502	76,40,72,266	2,40,68,76,130	6,39,64,45,708	4,57,73,301
9	Total Liabilities	27,11,87,813	76,30,72,266	43,37,66,112	6,42,82,37,045	4,55,650
10	Investments					
11	Turnover					
12	Profit before taxation	(12,84,03,322)	-	(48,65,52,747)	(58,08,556)	(2,85,956)
13	Provision for taxation					
14	Profit after taxation	(12,84,03,322)	-	(48,65,52,747)	(58,08,556)	(2,85,956)
15	Proposed Dividend					
16	% of Shareholding	95.86%	100%	91.38%	100%	100%

* Amount is taken as MGA

** NMDC CSR Foundation is a Not-for-Profit company (incorporated under Sec 8 of Companies Act, 2013. The company is not being considered for consolidation in preparation of Consolidated Financial statements as per Ind-AS 110

Notes: The following information shall be furnished at the end of the statement:

- Names of subsidiaries which are yet to commence operations - All the subsidiary companies are yet to commence operations
- Names of subsidiaries which have been liquidated or sold during the year : NIL

Notes to CFS - contd.

Part "B": Associates and Joint Ventures
Statement pursuant to Section 129 (3) of the Companies Act, 2013 related to Associate Companies and Joint Ventures

Name of Associates/Joint Ventures	Associates					Joint Venture		
	International Coal Ventures (Pvt) Ltd.	Krishnapatnam Railway Company Limited	Chhatishgarh Mega Steel Limited	Romelit-Sail (India) Limited	* Kopano-NMDC Minerals (Proprietary) Limited	NMDC CMDC Limited, Raipur	Jharkhand National Mineral Development Corporation Limited, Ranchi	Bastar Railway Pvt. Limited
1. Latest Audited Balance Sheet Date	31.03.2023	31.03.2023	31.03.2023	31.03.2023	28.2.2018	31.03.2023	31.03.2023	31.03.2023
2. Shares of Associate/ Joint Ventures held by the company on the year end	37,88,59,405	4,00,00,000	13,000	1,05,000	50	9,83,47,236	6,000	15,26,74,600
3. Date on which the Associate or Joint Venture was associated or acquired	14.01.2009	13.10.2006	14.07.2016	02.09.1999	01.09.2010	19.06.2008	06.08.2012	05.05.2016
4. Amount of Investment in Associates / Joint Venture	3,78,85,94,050	40,00,00,000	1,30,000	10,50,000	324	98,34,72,360	60,000	1,52,67,46,000
Extent of Holding %	25.94%	6.40%	26%	25%	50%	51%	60%	52.00%
5. Description of how there is significant influence								
6. Reason why the associate / joint venture is not consolidated								
7. Networth attributable to share holding as per latest audited Balance sheet (₹ In Crore)	659.55	29.48	0.00	-	-	91.05	-	152.25
8. Profit /Loss for the year	-	-	-	-	-	-	-	-
i. Considered in Consolidation	-	-	-	-	-	-	-	-
ii. Not Considered in Consolidation	-	-	-	-	-	-	-	-

1. Names of associates or joint ventures which are yet to commence operations.

* NMDC CMDC Limited, Raipur

* Chhatishgarh Mega Steel Limited

* Jharkhand National Mineral Development Corporation Limited, Ranchi

* Bastar Railway Pvt. Limited

2. Names of associates or joint ventures which are under closure

· Romelit-SAIL (India) Ltd. - Under closure.

· Kopano-NMDC Minerals (Proprietary) Limited - Under closure.

2. Names of associates or joint ventures which have been liquidated or sold during the year- NIL

Notes to CFS - contd.

2.32. Contingent liabilities and Commitments (to the extent not provided for)

A. Contingent liabilities

INR in crore

Sl. No.	Particulars	As at 31-03-2023	Additions	Deletions	As at 31-03-2024
1.1 Claims against the company not acknowledged as debts consisting of:					
a	Common Cause notice of the District Collector, Dantewada	1,623.44	-	-	1,623.44
b	GST and Service Tax	260.22	368.66	2.48	626.40
c	Property Tax	105.85	127.27	-	233.12
d	Forest Permit Fee	144.62	-	-	144.62
e	Export Tax	30.89	1.78	-	32.67
f	Income Tax	30.26	1.64	-	31.90
g	Others taxes	169.57	1.60	3.20	167.97
h	Claims by contractors under arbitration				
i	On capital account	130.93	6.24	9.00	128.17
ii	On revenue account	1.03	-	-	1.03
i	Other claims on company not acknowledged as debts	166.47	22.52	6.54	182.45
	Total	2,663.28	529.71	21.22	3,171.77

Sl. No.	Particulars	31-Mar-2024	31-Mar-2023 Restated (Refer Note-2.35.13)
1.2	Contingent liability on bills discounted/ LCs/BG's	1,387.35	1,341.50

The Company's pending litigations comprise claims against the company and proceedings pending with Tax/ Statutory/Government Authorities. After review of all its pending litigations and proceedings, the company has made adequate provisions wherever required and disclosed under Contingent liabilities wherever applicable, in the financial statements. The Company does not expect the outcome of these litigations/proceedings to have a material impact on its financial position.

1.3 Disputed claims under ' Karnataka Forest Act:

Government of Karnataka had introduced Forest Development Tax (FDT), to pay @ 12% on the sale value of iron ore with effect from 27.08.2008. NMDC preferred an appeal before Hon'ble High Court of Karnataka and the court passed an interim order directing the Company to pay 50% of FDT, consisting of 25% in cash and balance 25% in the form of Bank Guarantee.

The total implication @12% was ₹ 487.37 crores. Department has issued a demand notice for ₹ 121.84 crores (25% of 12%) towards FDT along with interest to the tune of ₹ 17.93 crores towards interest for delayed payment and sought Bank Guarantee for equivalent amounts. NMDC has paid ₹ 139.77 crores in cash and submitted B.G for equivalent amount.

Hon'ble High Court of Karnataka vide order dated 03.12.2015 has quashed the orders of Government of Karnataka levying the FDT and ordered refund of the tax collected within three months and accordingly the Company has lodged refund claims. However, Government of Karnataka has filed a Special Leave Petition with Hon'ble Supreme Court of India, challenging the orders of Hon'ble High Court of Karnataka. Hon'ble Supreme Court of India has accepted the same and imposed stay on refund of the FDT amount.

Against total liability of ₹ 523.22 crores (FDT ₹ 487.37 crores plus interest of ₹ 35.85 crores) NMDC has collected an amount of ₹ 253.99 crores (₹ 150.28 crores in cash and ₹ 103.71 crores in B.G) and balance ₹ 269.23 crores is recoverable from the customers which is shown under contingent liability i.e ₹ 129.46 crores under disputed claims at 1.1.g and ₹ 139.77 under 1.2.

Notes to CFS - contd.

B. Commitments: (INR in crore)

Sl. No.	Particulars	As at 31-Mar-2024	As at 31-Mar-2023
1.1	Estimated Amount of contracts remaining to be executed on Capital account	3,231.05	3,252.42
1.2	Other commitments- commitments to subsidiaries and JV	Nil	Nil

2.33 DISCLOSURES UNDER ACCOUNTING STANDARDS

2.33.1 EMPLOYEE BENEFITS AS PER Ind - AS-19

GENERAL DESCRIPTION OF DEFINED/CONTRIBUTORY BENEFIT PLANS :

2.33.1 . A	Defined Contribution Plan
Pension Fund scheme	The company's contribution to the defined contribution pension scheme is remitted to a separate trust based on a fixed percentage of the eligible employees' salary. Company's liability is limited to the extent of fixed contribution.
2.33.1 . B	Defined Benefit Plan
1. Provident fund	The company's contribution to the provident fund is remitted to a separate trust based on a fixed percentage of the eligible employees' salary. Further, the company makes good the shortfall, if any, between the return from investments of trust and the notified rate of interest on actuarial valuation basis.
2. Gratuity	Eligible amount of Gratuity is paid to the employees on separation as per The Payment of Gratuity Trust as per Gratuity Act . The gratuity scheme is funded by the company and managed by NMDC Group gratuity Trust. The liability for the gratuity under the scheme is recognised on the basis of actuarial valuation.
3. Settlement Allowance	Employees are paid eligible amount at the time of retirement for their settlement by the NMDC Employees Superannuation Benefit Fund Trust. The liability for the same is recognised on the basis of the actuarial valuation.
4. Post Retirement Medical Facilities	Retired employees opting for the Post Retirement Medical Benefit Scheme on contribution of prescribed amount can avail medical benefits as per the Scheme. The liability under the scheme is recognised on the basis of the actuarial valuation and the liability is funded to and managed by NMDC Employees Superannuation Benefit Fund Trust.
2.33.1 . C	Other Long Term employee Benefits
1. Family Benefit Scheme	Monthly payments to disabled separated employees/legal heirs of deceased employees on deposit of prescribed amount, till the notional date of superannuation and the liability is funded to NMDC Employees Superannuation Benefit Fund Trust. The liability under the scheme is recognised on the basis of the actuarial valuation
2. Long Service Award	Employees are presented with an award in kind on rendering prescribed length of service. The liability under the scheme is recognised on the basis of the actuarial valuation.
3. Accrued Leave Salary	Encashment of accumulated leave payable as per the rules of the Company to the employees on separation is made by NMDC Employees Superannuation Benefit Fund Trust. The liability under the scheme is recognised on the basis of the actuarial valuation. The liability is funded to and managed by NMDC Employees Superannuation Benefit Fund Trust

Notes to CFS - contd.

2.33.1 . D . OTHER DISCLOSURES :

i) Provident fund :

The company has obtained Actuarial valuation in accordance with Ind AS 19 of its Provident Fund and there is no shortfall in the funds managed by the trust as on 31st March 2024. The present value of obligation, the fair value of the plan assets and other key assumptions are summarised below.

Particulars	Year ended 31.3.2024	Year ended 31.3.2023
Fair Value of Plan Assets at end of year	1,995.87	1,806.71
Defined Benefit Obligation at end of year	1,988.54	1,802.81
Discount Rate	7.22%	7.50%
Guaranteed Rate of return	8.25%	8.15%
Interest Rate declared by the Trust (Expected)	8.25%	8.15%

Investments of Provident Fund

Particulars	% of Investment	
	31/3/ 2024	31/3/ 2023
Government Securities Bonds	61.61%	63.18%
Debt Instruments	28.84%	29.68%
Equity related Investments (MUF)	9.55%	7.14%
Total	100.00%	100.00%

ii) Other defined benefit plans :

(₹ in crore)

Particulars	Gratuity	Accrued Leave Salary (including Half Pay leave)	Settlement Allowance	Post retirement medical facilities	Family Benefit Scheme	Long Service Award
A. Changes in the present value of obligation for the year ended						
31st March 2023						
Present value of obligation at the beginning of the year	359.37	253.32	18.91	559.43	51.41	47.71
Interest cost	26.30	18.55	-	38.93	-	3.32
Current service cost	9.65	31.71	-	31.08	-	2.10
Past service cost	-	-	-	-	-	-
Benefits paid/payable	(33.40)	(14.41)	(0.60)	(49.62)	(10.40)	(0.35)
Actuarial gain/loss on obligation	(6.69)	(14.74)	(1.18)	(30.66)	12.47	(15.95)
Present value of obligation at the end of the year	355.23	274.43	17.13	549.16	53.48	36.83
31st March 2024						
Present value of obligation at the beginning of the year	355.23	274.43	17.13	549.16	53.48	36.83
Interest cost	25.41	20.10	-	38.99	-	2.76

Notes to CFS - contd.

Particulars	Gratuity	Accrued Leave Salary (including Half Pay leave)	Settlement Allowance	Post retirement medical facilities	Family Benefit Scheme	Long Service Award
Current service cost	9.42	71.70	-	32.37	-	1.43
Past service cost	-	-	-	-	-	-
Benefits paid/payable	(32.74)	(12.86)	(1.37)	(64.60)	(13.04)	(1.33)
Actuarial gain/loss on obligation	10.35	(65.72)	3.99	16.00	24.41	(1.15)
Present value of obligation at the end of the year	367.67	287.65	19.75	571.92	64.85	38.54
B. Changes in the fair value of the Plan Assets for the year ended						
31st March 2023						
Fair value of plan assets at the beginning of the year	353.02	257.98	47.00	591.22	39.37	-
Expected return on plan assets	25.35	19.80	3.48	40.23	1.81	-
Contributions	7.15	0.01	-	-	12.04	-
Benefits paid/payable	(33.40)	(14.41)	(0.60)	(49.62)	(10.40)	-
Actuarial gain/loss on plan assets	-	-	-	-	-	-
Fair value of plan assets at the end of the year	352.12	263.37	49.88	581.83	42.82	-
31st March 2024						
Fair value of plan assets at the beginning of the year	352.12	263.37	49.88	581.83	42.82	-
Expected return on plan assets	25.64	20.27	3.70	45.72	4.25	-
Contributions	3.76	11.06	-	-	10.66	-
Benefits paid/payable	(32.74)	(12.86)	(1.37)	(64.60)	(13.04)	-
Actuarial gain/loss on plan assets	-	-	-	-	-	-
Fair value of plan assets at the end of the year	348.78	281.84	52.21	562.95	44.69	-
C. Amounts recognised in the Balance sheet as on						
31st March 2023						
Present value of the obligations at the end of the year	355.23	274.43	17.13	549.16	53.48	36.83
Fair value of plan assets at the end of the year	352.12	263.37	49.88	581.83	42.82	-
Liability(+)/Asset (-) recognised in the balance sheet	3.11	11.06	(32.75)	(32.67)	10.66	36.83
31st March 2024						
Present value of the obligations at the end of the year	367.67	287.65	19.75	571.92	64.85	38.54
Fair value of plan assets at the end of the year	348.78	281.84	52.21	562.95	44.69	-

Notes to CFS - contd.

Particulars	Gratuity	Accrued Leave Salary (including Half Pay leave)	Settlement Allowance	Post retirement medical facilities	Family Benefit Scheme	Long Service Award
Liability(+)/Asset (-) recognised in the balance sheet	18.89	5.81	(32.46)	8.97	20.16	38.54

D. Amounts recognised in the Statement of P&L for the year ended

31st March 2023

Current service cost	9.65	31.71	-	31.08	-	2.10
Past service cost	-	-	-	-	-	-
Interest cost	26.30	18.55	-	38.93	-	3.32
Expected return on plan assets	(25.35)	(19.80)	(3.48)	(40.23)	(1.81)	-
Net actuarial gain/loss recognised in the year (OCI)	(6.69)	(14.74)	(1.18)	(30.66)	12.47	(15.95)
Total	3.91	15.73	(4.66)	(0.88)	10.66	(10.53)

31st March 2024

Current service cost	9.42	71.70	-	32.37	-	1.43
Past service cost	-	-	-	-	-	-
Interest cost	25.41	20.10	-	38.99	-	2.76
Expected return on plan assets	(25.64)	(20.27)	(3.70)	(45.72)	(4.25)	-
Net actuarial gain/loss recognised in the year (OCI)	10.35	(65.72)	3.99	16.00	24.41	(1.15)
Total	19.54	5.81	0.29	41.64	20.16	3.04

E. PRINCIPAL ACTUARIAL ASSUMPTIONS :

DESCRIPTION	2023-2024	2022-2023	2021-2022
i. Discount Rate	7.22%	7.50%	7.32%
ii. Mortality Rate	IALM (2012-14) Till age 60 and IIAMT (2012-15) Thereafter	IALM (2012-14) Till age 60 and IIAMT (2012-15) Thereafter	IALM (2012-14) Till age 60 and IIAMT (2012-15) Thereafter
iii. Medical Cost Trend rates	6%	5%	5%
iv. Withdrawal rate	1%	1%	1%
iv. Future salary increase	6.50%	6.50%	6.50%

i) The discount rate adopted above is based on market yields at the balance sheet date on government bonds.

ii) In line with the report of the 3rd Pay Revision Committee, the ceiling of gratuity enhanced from ₹ 10 lakhs to ₹ 20 lakhs for provision of gratuity

Notes to CFS - contd.

F. Sensitivity analysis

The sensitivity of the defined benefit obligation to changes in the weighted principal assumption is :

a) Gratuity

(₹ in crore)

Particulars	1% Increase	1% Decrease	1% Increase	1% Decrease
	31/3/ 2024	31/3/ 2024	31/3/ 2023	31/3/ 2023
A Effect of 1% Change in the Assumed Discount Rate	338.67	401.28	316.81	372.60
1. Effect on DBO (%)	(7.89)	9.14	(7.50)	8.00
A Effect of 1% Change in the Assumed Salary Rate	376.97	356.60	355.58	327.97
2. Effect on DBO (%)	2.53	(3.01)	3.80	(4.30)
A Effect of 1% Change in the Assumed Attrition Rate	376.87	357.24	348.62	335.85
3. Effect on DBO (%)	2.50	(2.84)	1.70	(2.00)

b) Accrued Leave Salary

(₹ in crore)

Particulars	1% Increase	1% Decrease	1% Increase	1% Decrease
	31/3/ 2024	31/3/ 2024	31/3/ 2023	31/3/ 2023
A Effect of 1% Change in the Assumed Discount Rate	221.96	242.55	247.96	270.48
1. Effect on DBO (%)	(4.20)	4.70	(4.10)	4.60
A Effect of 1% Change in the Assumed Salary Rate	243.85	220.56	270.56	247.68
2. Effect on DBO (%)	5.20	(4.80)	4.60	(4.30)
A Effect of 1% Change in the Assumed Attrition Rate	231.70	231.82	258.63	258.74
3. Effect on DBO (%)	-	-	-	-

c) Accrued Leave Salary (Half Pay Leave)

(₹ in crore)

Particulars	1% Increase	1% Decrease	1% Increase	1% Decrease
	31/3/ 2024	31/3/ 2024	31/3/ 2023	31/3/ 2023
A Effect of 1% Change in the Assumed Discount Rate	51.60	60.85	14.88	16.73
1. Effect on DBO (%)	(7.70)	8.90	(5.60)	6.20
A Effect of 1% Change in the Assumed Salary Rate	61.15	51.27	16.73	14.87
2. Effect on DBO (%)	9.40	(8.30)	6.10	(5.60)
A Effect of 1% Change in the Assumed Attrition Rate	55.84	55.95	15.76	15.76
3. Effect on DBO (%)	(0.10)	0.10	-	-

d) Post Retirement Medical Facilities

(₹ in crore)

Particulars	+100 Basic Points	-100 Basic Points	+100 Basic Points	-100 Basic Points
	31/3/ 2024	31/3/ 2024	31/3/ 2023	31/3/ 2023
A Effect of Change in the Assumed Discount Rate	475.28	701.76	450.88	683.20
1. Effect on DBO (%)	(16.90)	22.70	(17.90)	24.41
A Effect of Change in the Medical inflation Rate	705.34	471.27	686.49	447.06
2. Effect on DBO (%)	23.33	(17.60)	25.01	(18.59)

Notes to CFS - contd.

e) Long Service Award Scheme

(₹ in crore)

Particulars	31/3/ 2024	31/3/ 2024	31/3/ 2023	31/3/ 2023
	+100 Basic Points	-100 Basic Points	+100 Basic Points	-100 Basic Points
A Effect of Change in the Assumed Discount Rate	34.77	42.95	33.29	41.00
1. Effect on DBO (%)	(9.76)	11.45	(9.64)	11.29
	1% Increase	1% Decrease	1% Increase	1% Decrease
A Effect of 1% Change in the Gold Rate	42.67	34.93	40.75	33.43
2. Effect on DBO (%)	10.73	(9.36)	10.62	(9.26)

f) Defined benefit liability

(₹ in crore)

The weighted average duration of the defined benefit obligation is 5 years for Leave encashment benefit, 10 years for gratuity scheme as on 31 March 2024. The expected maturity analysis of gratuity and compensated absences is as under :

	Less than a year	Between 2 - 5 years	between 5 -10 years	Over 10 years	Total
31 March 2024					
Gratuity scheme	34.60	128.87	134.74	69.46	367.67
Accrued leave salary	43.25	129.22	59.29	-	231.76
Accrued Leave Salary (Half Pay Leave)	5.22	20.36	21.94	8.00	55.89
Post retirement medical benefits	17.01	80.09	131.99	342.83	571.92
Long Service Award Scheme	-	0.90	-	37.64	38.54
Total	100.08	359.44	347.96	457.93	1,265.78

(₹ in crore)

The weighted average duration of the defined benefit obligation is 6.99 years for Leave encashment benefit, 9.47 years for gratuity scheme as on 31 March 2023. The expected maturity analysis of gratuity and compensated absences is as under :

	Less than a year	Between 2 - 5 years	between 5 -10 years	Over 10 years	Total
31 March 2023					
Gratuity scheme	37.75	135.56	144.43	37.49	355.23
Accrued leave salary	50.08	144.95	63.65	-	258.68
Accrued Leave Salary (Half Pay Leave)	1.57	7.82	6.36	-	15.75
Post retirement medical benefits	15.67	71.59	116.85	345.05	549.16
Long Service Award Scheme	-	1.54	-	35.29	36.83
Total	105.07	361.46	331.29	417.83	1,215.65

Notes to CFS - contd.

Investments of Gratuity Funds

Particulars	% of Investment	
	31/3/ 2024	31/3/ 2023
Insurance Funds with LIC	100%	100%
Total	100%	100%

Investments of Post Retirement Medical Banefit Scheme

Particulars	% of Investment	
	31/3/ 2024	31/3/ 2023
Insurance Investments	99.99%	99.99%
Cash at Bank	0.01%	0.01%
Total	100%	100%

Investments of Family Benefit Scheme

Particulars	% of Investment	
	31/3/ 2024	31/3/ 2023
Insurance Investments	100.00%	100.00%
Total	100%	100%

Investments of Leave Encashment

Particulars	% of Investment	
	31/3/ 2024	31/3/ 2023
Insurance Investments	100.00%	100.00%
Total	100%	100%

Investments of Settlement Allowance

Particulars	% of Investment	
	31/3/ 2024	31/3/ 2023
Insurance Investments with LIC	100.00%	100.00%
Total	100%	100%

g) Risk exposure:

Through the defined benefit plans, the Company is exposed to a number of risk, the most significant of which are detailed below.

i) Investment Risk

Most of the plan asset investments are in government securities, other fixed income securities with high rating grades and mutual funds/ ETFs (Exchange Traded Funds). The fair value of these assets is subject to volatility due to change in interest rates and other market & macro-economic factors. There is also a risk of asset liability matching i.e the cash flow for plan assets does not match with cash flow for plan liabilities.

Notes to CFS - contd.

ii) Change in discount rate:

The present value of defined benefit plan liabilities is calculated using a discount rate which is determined by reference to government bond's' yields at the end of the reporting period. A decrease (increase) in discount rate will increase (decrease) present values of plan liabilities, although this will be partially offset by an increase in the value of the plans' investments.

iii) Mortality rate risk

The present value of the defined benefit plan liability is calculated by reference to the best estimate of the mortality of plan participants both during and after their employment. As increase in the life expectancy of the plan participants will increase the plan's liability.

iv) Salary escalation risk

The present value of the defined benefit plan liability is calculated by reference to the future salaries of plan participants. As such, an increase in the salary of the plan participants will increase the plan's liability.

v) Turnover rate/Withdrawal rate of employee

If the actual employee withdrawal rate in the future turns out to be more or less than expected then it may result in increase/decrease in the liability.

2.33.2. Segment Reporting as per Ind - AS-108

A. Basis for segmentation

An operating segment is a component of the company that engages in business activities from which it may earn revenues and incur expenses and for which discrete financial information is available. All operating segments' operating results are reviewed regularly by the Board of Directors to make decisions about resources to be allocated to the segments and assess their performance.

The company has two reportable segments, as described below, which are the company's strategic business units. These business units offer different products and services, and are managed separately because they require different technology and marketing strategies. For each of the business units, the company's Board reviews internal management reports on a periodic basis. Iron Ore being major segment contributes about 98.79% of total revenue of the company and all other items consisting of Iron Ore Pellets, Loading services, Wind Power sales, Gold contribute to 1.20% of total revenue

The following summary describes the operations in each of the company's reportable segments:

B. Information about reportable segments

Information regarding the results of each reportable segment is included below. Performance is measured based on segment profit (before tax), segment revenue and segment capital employed as included in the internal management reports that are reviewed by the board of directors. Segment profit is used to measure performance as management believes that such information is the most relevant in evaluating the results of certain segments relative to other entities that operate within these industries. Inter-segment pricing is determined on an arm's length basis.

C. Description and Type of Products under each segment:

Iron Ore - Extract and Sale of Iron Ore

All other segments:

Pellets - Manufacturing of Iron Ore Pellets

Wind Power - Generation and sale of Power to BESCO

Loading Services - Loading of Iron Ore in to wagons / trucks

Information about major customers:

Revenue from three customers of Iron Ore Segment contributes to 56% of Company's revenue from Iron Ore Sales

Measurement of operating segment profit or loss, assets and liabilities:

The Accounting policies of operating segments are same as those described in the Material Accounting Policy Information of the Company.

Reportable Segments

Notes to CFS - contd.

Business Segments

(₹ in crore)

Particulars	Iron Ore		All other Segments (Pellets, Other Minerals & Services)		Other reconciliation items		Grand Total	
	Current	Previous	Current	Previous	Current	Previous	Current	Previous
1. REVENUE								
External Sales	21,049.47	17,459.83	256.63	205.39	1.75	1.66	21,307.85	17,666.88
Inter-Segment Sales	-	-	-	-	-	-	-	-
Total Revenue	21,049.47	17,459.83	256.63	205.39	1.75	1.66	21,307.85	17,666.88
2. RESULT								
Segment Result	7,756.87	7,593.00	(203.89)	(154.08)	(123.25)	149.49	7,429.73	7,588.41
Unallocated Corporate Exps							(434.03)	(411.11)
Operating Profit							6,995.70	7,177.30
Finance Cost							(78.24)	(75.23)
Interest Income							1,033.88	543.63
Income Taxes							(2,380.09)	(2,107.98)
Non-controlling Interest							4.19	(1.10)
Share of associates							(0.38)	64.84
Net Profit							5,575.06	5,601.46
3. OTHER INFORMATION								
Segment Assets	14,755.35	14,613.55	452.40	456.22	20,453.28	14,883.15	35,661.03	29,952.92
Segment Liabilities	5,897.75	5,224.89	90.38	41.33	3,999.99	2,051.64	9,988.12	7,317.86
Additions to assets during the year :								
Tangible Assets	369.67	269.32	33.73	0.55	11.91	13.25	415.31	283.12
Intangible Assets	79.37	254.24	23.37	-	19.00	6.42	121.74	260.66
ROU Assets	2.88	0.56	-	-	-	0.00	2.88	0.56
Depreciation and Amortisation expenses during the year	305.75	258.76	14.45	33.10	39.22	44.32	359.42	336.18
Impairment reversal/provided	-	-	(8.76)	-	-	-	(8.76)	-
Non-Cash expenses other than Depreciation & amortization	2.45	10.49	5.46	0.28	0.71	5.94	8.62	16.71

Notes to CFS - contd.

Geographical Segments

Sales Revenue by location of Customers:

(INR in crore)

Revenue from External customers	Curr. Year	Prev. Year
- Domestic	21,293.81	17,666.88
- Export : Through MMTC	0.00	0.00
-Overseas (Australia)	14.04	0.00
Total	21,307.85	17,666.88

Assets by Geographical Location:

(INR in crore)

Location	Carrying amount of Segment Assets		Additions to Tangible and Intangible Assets	
	Curr. Year	Prev. Year	Curr. Year	Prev. Year
	Chattisgarh	13,091.48	11,514.32	338.81
Telangana & Andhra Pradesh	20,460.27	14,871.25	29.53	6.67
Karnataka	2,072.79	3,517.00	114.73	269.08
Others	21.55	26.50	37.10	0.52
Overseas (Australia)	14.95	23.84	19.76	7.89
Total	35,661.03	29,952.92	539.93	543.78

Note No. 2.33.3

Disclosures – Revenue (Ind AS 115)

a) Disaggregated revenue information

Set out below is the disaggregation of the Company's revenue from contract with customers

(INR in crore)

Segment	Year ended 31 st March 2024	Year ended 31 st March 2023
Type of goods or service		
Sale of goods		
-Iron ore	21,049.47	17,447.39
-Sponge iron	-	-
-Diamonds	-	-
-Gold (overseas)	11.27	-
-Sale of pellets	232.40	165.50
-Sale of power	6.25	6.08
Sale of services		
-Sale of services	1.84	42.13
Others		
Other operating revenue	6.62	5.78
Total revenue from contracts with customers	21,307.85	17,666.88
India	21,293.81	17,666.88
Outside India (overseas)	14.04	-
Total revenue from contracts with customers	21,307.85	17,666.88
Timing of revenue recognition		
Goods transferred at a point in time	21,306.01	17,624.75
Services transferred over time	1.84	42.13
Total revenue from contracts with customers	21,307.85	17,666.88

Notes to CFS - contd.

Set out below, is the reconciliation of the revenue from contracts with customers with the amounts disclosed in the segment reporting

(INR crore)

Particulars	31-Mar-24		31-Mar-23	
	Sale of goods	Sale of services	Sale of goods	Sale of services
Revenue	INR crores			
External customer	21,306.01	1.84	17,624.75	42.13
Inter-segment		-	83.06	-
Inter-segment adjustment and elimination	-		83.06	
Total revenue from contracts with customers	21,306.01	1.84	17,624.75	42.13

b) Contract balances

(INR crore)

Segment	31-Mar-24	31-03-2023
Trade receivables	3,508.93	4,361.23
Contract assets	-	-
Contract liabilities	852.94	860.09

Trade receivables are non-interest bearing. As on March 2024, ₹ 1,905.67 crore (March 2023: ₹ 1,905.13 crore) was recognised as provision for expected credit losses on trade receivables.

Contract assets are generally recognised in case of supply of services only when the receipt of money is conditional on milestone even after satisfaction of performance obligation. In case of sale of goods, directly receivable is recognised as company has unconditional right to payment from the moment performance obligation is satisfied.

Contract liabilities includes advance received from customer which will be adjusted towards supply of goods or services.

2.33.4: Accounting policies, change in Accounting Estimates and Errors (As per Ind-AS 8):

I. Review of Accounting Policies

Ministry of Corporate Affairs vide notification dt. 31.03.2023 has made the following amendments to the existing IND AS vide Companies (Indian Accounting Standard) Amendment Rules, 2023. These amendments to the extent relevant to the Company's operation include amendment to IND_AS 01 (Presentation of Financial Statements) which requires the entities to disclose their material accounting policies rather than significant accounting policies which is reproduced below:

Para (G) (ii) of the notification:

In paragraph 10, in item (e), for the words "significant accounting policies", the words "material accounting policy information" shall be submitted.

Further Para (G) (iv) of the notification states that:

"An entity shall disclose material accounting policy information. Accounting policy information is material if, when considered together with other information included in an entity's financial statements, it can reasonably be expected to influence decisions that the primary user of general purpose financial statements make on the basis of those financial statements".

Accordingly, the significant accounting policies of NMDC Standalone Financial Statements (SFS) are reviewed in the current financial year 2023-24 in line with the amendments as per the above said notification and only Material Accounting Policy information is given. The changes made in the Accounting policies have no financial implication on the financial of F.Y 2023-24.

Notes to CFS - contd.

2.33.5 Earnings per share (IND AS-33)-: The details are as under:

Particulars	Year ended	
	31-MAR-2024	31-MAR-2023
1. Profit after Tax (INR in Crore)	5,575.06	5,601.46
2. No of Equity shares	293,06,05,850	293,06,05,850
3. Nominal value per Equity share (₹)	1	1
4. Basic and Diluted Earnings per share (₹)	19.02	19.11

2.33.6 Accounting for Deferred Taxes on income (Ind-As-12): Necessary details have been disclosed in note no: 2.5.

2.33.7 Discontinuing Operations (IndAS-105) :

Silica Sand Project, Lalapur

On 25/02/2008 the Board of directors had announced a plan to dispose-off the plant and machinery of Silica Sand Project, Lalapur which is included in the segment of "Other minerals and services." Pending disposal, the unit is kept under care & maintenance.

Screening Plant:

Board of director in its 525th meeting held on 10th December 2019 approved the termination of Screening Plant operation located at Vizag.

Details are as below:

INR in crore

Particulars	As at 31-Mar-2024	As at 31-Mar-2023
Silica Sand Project, Lalapur		
Carrying value of Assets	0.18	0.29
Carrying value of liabilities	-	0.90
Screening Plant -Vizag		
Carrying value of Assets	0.72	0.72
Carrying value of liabilities	0.17	0.17

The following statement shows the revenue and expenses of discontinued operations:

INR in crore

Particulars	For the year ended 31-Mar-2024	For the year ended 31-Mar-2023
A. Revenue		
Revenue from operations		
Other income	-	-
Total Revenue	-	-
B. Expenses		
Power, Electricity and Water	0.28	0.32
Repairs and Maintenance	-	-
Depreciation & Amortisation	-	-
Other expenses	1.04	0.59
Total Expenses	1.32	0.91
C. Profit(+)/Loss(-) from discontinued operations before tax (A-B)	(1.32)	(0.91)

Notes to CFS - contd.

2.33.8 Intangible Assets (IndAS-38) : R&D

The Research & Development expenditure, charged to Statement of Profit & Loss during the year is ₹ 23.36 crore (previous year ₹ 29.43 crore). It includes R&D net expenditure of ₹ 23.07 crores (PY ₹ 28.64 crores) and expenditure of ₹ 0.29 crores (PY ₹ 0.79 crores) on feasibility studies.

The amount of revenue expenditure incurred at Research & Development unit, Hyderabad is as under:

INR in crore

Head of account	2023-24	2022-23
Consumption of Stores and Spares	0.28	0.15
Power, Electricity & Water	0.29	0.78
Employee benefit expense	14.76	17.41
Repairs and Maintenance	1.57	2.26
Other expenditure	4.62	8.92
Depreciation & Amortisation	3.47	3.08
Total expenditure	24.99	32.60
Less : Other income	1.92	3.96
Total net R&D expenditure	23.07	28.64

During the year, at R&D unit, the additions to tangible assets (except land and buildings) are ₹ 1.13 crore. (Previous year ₹ 0.85 crore).

2.33.9 Joint Ventures (IndAS-28) Jointly Controlled entities:

SI no	Name of the Joint Venture	Country of Incorporation	Proportion of ownership 2023-24	Proportion of ownership 2022-23
1	Kopano-NMDC Minerals (Proprietary) Limited	South Africa	50%	50%
2	NMDC CMDC Limited, Raipur	India	51%	51%
3	Jharkhand National Mineral Development Corporation Limited, Ranchi	India	60%	60%
4	Bastar Railway Pvt Ltd	India	52%	52%

2.33.10 Impairment of Assets (IndAS – 36):

The impairment of assets has been reviewed during the year in respect of the following cash generating units, included under the segment 'Other Minerals and Services'. The Assets considered for reverse impairment in this financial year is ₹ 8.76 crore (PY impairment ₹ 1.92 crore):

INR in crore

Unit	Year of impairment	Impaired Amount as on 01-04-2023	Adjustments during 2023-24			Impaired Amount as on 31-03-2024
			Reversal	Deletion	Addition	
SSP, Lalapur	2005-06	12.54	--	-	--	12.54
SAF Plant at Sponge Iron Unit	2004-05	15.48	-	-	-	15.48
SIIL- Paloncha	2019-2020	3.37	-	-	-	3.37
SIIL- Paloncha	2021-2022	4.40	-	-	-	4.40
DMP, Panna	2021-2022	9.35	6.84	-	-	2.51
DMP Panna	2022-2023	1.92	1.92	-	-	-
Total		47.06	8.76	-	-	38.30

Notes to CFS - contd.

1. The Recoverable amount of the assets of SSP, Lalapur unit has been arrived at considering the 'value in use'. Since the value in use has resulted in negative cash flows, the recoverable amount has been taken as nil without applying any discount rate.
2. In the case of SAF plant at the Sponge Iron Unit, the impairment is based on fair value as assessed by the approved Valuer.
3. In case of SILL plant, Impairment is based on the assessed fair value.
4. As per the MMDR Amendment Act, 2015, Supplementary Mining Lease of Panna was extended for a period of 50 years from the initial grant i.e. up to 30.06.2020. Consequently, Forest Clearance was extended up to lease validity as per MoEF&CC Circular dated 01.04.2015. After extension of supplementary mining lease by Government of Madhya Pradesh up to 30.06.2040, the Forest Clearance has also been extended up to 30th June 2040 vide letter no. F-5-11/2021/10-3 dated 6th January 2021 issued by Forest Department, Madhya Pradesh. However, the operation is stalled for want of wildlife clearance. Since the unit is not in operation since 01.01.2021. During the year 2022-23, though the company has secured the permission on 30.11.2022 for

continuation of operation from Hon'ble Supreme Court of India for 20 years, Company requires Environment Clearance from MOEF & CC for resumption of operations for which company filed applications in September 2018 and expected from MOEF & CC by September 2023.

Considering the above company has impaired the Fixed Assets and CWIP ₹ 8.76 crores up to F.Y 2022-23.

During the current financial 2023-24, the project received the environmental Clearance from MoEF&CC on 22.02.2024 & started the mining operation on 11.3.2024. Considering the current position of the company, the impairment made up to 31st March 2023 for ₹ 8.76 (including ₹ 2.84 crore pertaining to CWIP) crore is reversed during the current financial year 2023-24.

2.33.11 Provisions, Contingent Liabilities and Contingent Assets (IndAS-37) :

Necessary details in regard to provisions have been disclosed in notes 2.14.4, 2.17.1 & 2.32.

2.34: Disclosure as required under Regulation 34(3) and 53(f) of SEBI (LODR) Regulations, 2015

2.34.1 Loans and advances in the nature of loans to Subsidiaries/Jvs/Associates where there is no repayment schedule or no interest:

INR in crore

Name of the Subsidiary	Maximum Balance outstanding	
	As at 31-Mar-2024	As at 31-Mar-2023
J&K Mineral Development Corporation Limited, Jammu	25.82	24.39
NMDC Power Ltd, Hyderabad	-	-
Jharkhand Kolhan steel Limited	-	-
Karnataka Vijayanagar Steel Limited	642.69	642.44
NMDC Steel Limited	-	-
NMDC CSR	-	-
Total	668.51	666.83
Advances derated / Provision made - JKMD	25.82	24.39

INR in crore

Name of the Joint Venture	Maximum Balance outstanding	
	As at 31-Mar-2024	As at 31-Mar-2023
Kopano-NMDC Minerals (Proprietary) Limited	0.10	0.10
Jharkhand National Mineral Development Corporation Ltd.	0.10	0.09
NMDC-CMDC Ltd., Raipur	55.61	55.61
Bastar Railway Pvt. Ltd.	-	-
Total	55.81	55.80
Advances derated / Provision made - Kopano	0.10	0.10

Notes to CFS - contd.

Name of the Associates	Maximum Balance outstanding	
	As at 31-Mar-2024	As at 31-Mar-2023
Neelachal Ispat Nigam Ltd	-	84.27
Total	-	84.27

2.34.2 There are no Investments by the loanees as mentioned in 2.34.1 in the shares of NMDC Ltd.

2.34.3: There are no loans and advances in the nature of loans to firms/companies in which directors are interested except as stated above.

2.35. Others:

1.34.1 Income Tax :

- a) For the A.Y 2022-23 (FY 2020-21), Company has filed return with refundable amount of ₹ 288.09 crore and same is received by NMDC on 20.05.2023 as per the intimation u/s 143 (1). Due to demerger of the units (NISP), Company filed modified return on 30.05.2023 by paying the amount of ₹ 26.34 crores which was received in excess as per intimation u/s 143(1). Hence, net refund received by NMDC is ₹ 261.75 crores.

After completion of assessment under section 143 (3) of IT Act, NMDC has received a notice of demand U/s 156 of the IT Act on 13.03.2024, by disallowing expenditure of ₹ 879.60 crores , with a tax implication of ₹ 233.56 crores (including interest). NMDC has filed appeal on 10.04.2024 before CIT (A) against the above demand by paying total demand under protest. The above demand of ₹ 233.56 crores is shown under earlier year's tax expenses in the accounts of FY 2023-24. The net impact in the earlier year tax expenses including adjustment pertaining to other cases is ₹ 231.18 crores.

- b) Current tax assets (net) (note no 2.9) including an amount of ₹ 109.60 crores (PY 302.12 crores) receivable from Income Tax Department under Vivad se Vishwas (VSV) , towards settlement of all disputed income tax cases up to assessment year 2017-18.

1.34.2 Treatment expenditure incurred on Assets not owned by the Company:

During the year an amount of ₹ 0.91 crore (PY- ₹ 2.33 crore), ₹ 170.58 crore (PY. ₹ 140.50 crore) and ₹ 3.60 crores (PY ₹ 11.23 crore) is utilised by Railways for the doubling of Railway line between Jagdalpur to Ambagaon and Kirandul to Jagdalpur and for upgradation of In motion Weigh Bridge & other railways assets respectively and the total amount of ₹ 175.09 crore (PY. ₹ 154.06 crore) is included in "Other Expenses".

2.35.3 Property, Plant & Equipment (PPE)

As per Ind AS 16, items such as spare parts, stand by equipment and service equipment are to be capitalized when they meet the definition of PPE and are expected to be used for more than one accounting year. After review of the inventory values and its consumption patterns in the major production Units, Company based on materiality has fixed a threshold limit of ₹ 20 Lakhs for such spare parts, stand by equipment and service equipment meeting the definition of PPE. On issue of said PPE, the WDV is allowed to be depreciated over the life of the main asset or the life of the equipment whichever is less.

Gross value of Spare parts, stand by equipment and service equipment meeting the definition of PPE capitalised during the Year 2023-24 is ₹ 75.26 crore (PY ₹ 79.07 crore).

2.35.4 Transactions with NSL (NMDC Steel Limited):

The demerger scheme of arrangement between NMDC Limited (NMDC) and NMDC Steel Limited (NSL) and their respective shareholders and creditors involving demerger of NMDC Iron & Steel Plant (NISP) from NMDC was duly sanctioned by the Ministry of Corporate Affairs ("MCA") vide its order dated 6th October 2022.

The Company received the Order on 11th October 2022 and filed the same with the concerned Registrar of Companies on 13th October 2022. Hence, the Scheme is operative from 13th October 2022 (Effective Date). The Appointed Date of the Scheme is 1st April 2021. Accordingly, with effect from the Appointed Date, the entire Demerged Undertaking of NMDC Limited has been transferred and vested into NMDC Steel Limited.

As per the scheme of demerger, NMDC shall act in trust for NSL (earlier known as NISP). Accordingly, the expenditure incurred by NMDC on behalf of NSL amounting ₹ 2,502.64 crores is shown under "Non-Current Assets – Other Financial Assets". This amount has arisen on account of demerger (with different Appointed date and Effective date) as per the scheme approved by the MCA with no specific timelines for repayment of the said amount in the scheme. Accordingly, this is classified under "Non-current Assets". Further, this transaction is unique in nature and not a regular transaction in the course of business. In the absence of a repayment schedule in the scheme and having regard to the fact that NSL is in its first year of commercial operations, the timing of cash flow is uncertain and is not practicable for the company

Notes to CFS - contd.

to estimate the timing of recovery of these amounts at this point of time and hence, discounting has not been applied. In view of the expected scaling up of operations, resulting in positive cashflow of NSL from FY 2024-25, the management of the company is confident of the ultimate recovery of these amounts.

2.35.5 Dues from Monitoring Committee- Donimalai complex in Karnataka:

The total trade receivables from Monitoring Committee as on 31st March 2024 is ₹ 1889.83 crores (PY- ₹ 2,907.91 crores). This includes ₹ 22.18 crores towards long pending dues for supply of LG Fines to Pellet plant and ₹ 1,867.65 crore towards 10% of sales proceeds retained by Monitoring Committee for the period prior to 1st April 2019.

Hon'ble Supreme Court of India vide its interim order dated 22nd February 2023 directed KMERC to refund 10% amount collected for the period from 1st January 2019 to 31st January 2023. Accordingly, NMDC received an amount of ₹ 1326.84 crore, from KMERC on 20th April 2023.

As the Supreme court order was dated 28.02.2023, NMDC Limited has contributed additional 10% amounting to ₹ 24.52 crore during the month of Feb'23 to MC. MC in turn has remitted the amount to KMERC. The matter is communicated to M/s KMERC along with documentary evidence for refund of the same. However, M/s KMERC has advised during the month of Nov' 23 to await for further orders of Hon'ble Supreme court.

During 2023-24, Hon'ble Supreme Court of India vide its final order dated 14th March 2024 rejected the prayer of NMDC to refund the 10% amount retained by MC pertaining to the period prior to 31st December 2018. However, clarified that NMDC will be liable to pay contribution to the SPV @ 10% of the sale proceeds w.e.f. 1st January 2019 and thereafter. Any excess amount above 10%, collected/paid by NMDC on and w.e.f. 1st January 2019 will be refunded.

Accordingly, KMERC has refunded ₹ 24.52 crore additional SPV paid during the month of Feb'23, on 29th April 2024.

As NMDC is in the process of filing revision petition before the Hon'ble court against the above order, the dues recoverable from MC for the period prior to 31st December.2018 ₹ 1867.65 crore and the equal amount of ECL are continued in books of Accounts.

2.35.6 Amount Recovered by Monitoring Committee:

Monitoring Committee has recovered an amount of ₹ 124.77 crore against the sale of DIOM LG fines during the year 2011-12 to 2017-18 which has been protested by NMDC and filed Revision Application with Mines Tribunal on 08.07.2022. This has been shown as Amount paid under protest.

2.35.7 Common Cause Judgement for Bailadila Sector:

The Company had received Show Cause Notices dated July 31, 2018 from Dist. Collector, South Bastar Dantewada as to why NMDC should not be asked to deposit an amount of ₹ 7,241.35 Crores as compensation computed by the District Collector based on the Common Cause Judgement related to Orissa Iron ore mines (Writ Petition Civil No 114 of 2014 dated August 02, 2017) by Hon'ble Supreme Court. The Company has been contesting the said Show Cause Notices with Dist. Collector, South Bastar Dantewada on the ground that the said judgement is not applicable to NMDC.

Subsequently, the Company had received revised show cause notices dated September 26, 2019 with revised amount of ₹ 1,623.44 Crores from the District Collector, South Bastar, Dantewada. NMDC while reiterating the fact of non-applicability of the Hon'ble Supreme Court Judgement in the state of Chhattisgarh, sought time for replying to the show cause notices. Further to this, the Office of Dist. Collector, South Bastar, Dantewada had issued demand notices dated November 15, 2019 for the amount of ₹ 1,623.44 Crores (i.e., Bacheli - ₹ 1,131.97 Crores and Kirandul ₹ 491.47 Crores) to be deposited within 15 days of the notice. Considering that the Mining Leases of the company in the State of Chhattisgarh were due for renewal from March 31, 2020, the Company had paid an adhoc amount of ₹ 600 Crores under protest and had also filed writ petition in the Hon'ble High Court of Bilaspur, Chhattisgarh and a Revision application with Mines Tribunal, Ministry of Mines, Government of India, New Delhi praying to set aside the demand notices.

Hon'ble High Court of Bilaspur has heard the matter on February 19,2020 and sought certain clarifications from the respondent and directed 'no coercive action till March 12, 2020 and listed the case for March 12, 2020. However due to the COVID-19 pandemic, no further hearings could take place then. Revision application with Mines Tribunal, Ministry of Mines, Government of India New Delhi was heard on March 09, 2022 wherein the representatives of State Government of Chhattisgarh were directed to file comments/ para wise reply.

Thereafter, hearing was held on June 28, 2023 where-in Mines Tribunal expressed that comments / para wise replies of the State Government of Chhattisgarh are not yet received by the tribunal. Subsequent hearing was held on September 13, 2023 where-in Mines Tribunal advised NMDC to collect the comments/ replies of the State Government of Chhattisgarh and submit the Comments of NMDC. Accordingly, NMDC has persuaded with the State Government of Chhattisgarh and obtained copy of the comments of State Government on October 23, 2023. Recent hearing took place on January 10, 2024, where in NMDC has requested time to file a rejoinder affidavit to the counter reply filed by the State Government of Chhattisgarh.

Notes to CFS - contd.

Accordingly matter has been adjourned and awaiting for next date of hearing by Mines Tribunal for filing the rejoinder.

Since the above matter is sub-judice, pending the final judgement, the amount of ₹ 600 Crores paid under protest is reported under "Other Non-Current Assets" and the demand amount of ₹ 1,623.44 crores has been considered as "Contingent Liabilities".

2.35.8 : Regularization of Forest Land at Donimalai Iron Ore Project

During the financial year 2023-24, Ministry of Environment, Forest and Climate Change of India (MoEF&CC) has accorded in-principle approval (stage-I) for diversion & regularization of 98.438 Ha (96.868 ha + 2.57 Ha) of Forest Land outside the mine lease of Donimalai Iron Ore Mine under Forest conservation Act, 1980. The demand made by the department towards penal charges and interest of ₹255.40 crores is paid. Further, company has reviewed and identified an area of 12.503Ha for regularisation with an estimated implication of ₹32.88 crore (NPV – ₹1.54 cr, CA – ₹4.59 cr, Interest & penal charges – ₹26.75 cr) and ₹26.75 crores towards interest and penal charges and same is accounted in the books. Total amount of ₹282.15 crores representing penal charges and interest is charged to the Statement of Profit and Loss and shown as Exceptional Item.

2.35.9 Allotment of Coal Block

Tokisud North Coal Mine

Ministry of Coal declared NMDC as a successful allottee for Tokisud North coal mine, in Jharkhand, on 16.12.2019. Allotment Agreement is signed on 24.12.2019 and Allotment order issued on 17.08.2020.

NMDC paid the fixed Cost of ₹ 303.72 crores (PY- ₹ 303.72 crore), upfront amount of ₹ 21.60 crore (PYRs.21.60 crore) and other ₹ 6.31 crore up to 31.03.2024. All the amounts paid up to 31.3.2024 are included under Capital Advances (Note 2.6). NMDC submitted a Bank guarantee of ₹ 71.09 crore (PY ₹ 71.09

crore) pending execution of lease deed. Mine Developer cum Operator (MDO) has been appointed on 16.09.2021. Company has obtained Transfer of Environmental clearance and Forest Clearance (State-II). Out of the total 263.89 Ha of freehold land vested to NMDC, due to CNT related issues District Authority has cancelled registration of 233.57 Ha of land. Hence, NMDC has initiated process of acquisition of land under CB (A&D) Act 1957, Section 4 notification issued on 21.02.2024

Rohne Coal Mine

Ministry of Coal declared NMDC as a successful allottee for Rohne Coal Mine, in Jharkhand, on 17.03.2020. Allotment Agreement of the coal mine is signed on 17.02.2021 and allotment order issued on 18.06.2021. NMDC paid, as on 31.03.2024, the fixed Cost of ₹ 40.02 crores (PY ₹ 40.02 crore), upfront amount of ₹ 33.16 crore (PY ₹ 33.15 crore), ₹ 1.01 crore (PY 1.01) towards NPV & CA charges for exploration, ₹ 0.97 crore towards DGPS Survey charges and ₹ 95.62 crore to Jharkhand CAMPA for Stage 1 FC transfer from Rohne Coal company to NMDC and others ₹ 0.86 crore up to 31.03.2024. All the amounts paid up to 31.3.2024 are included under Capital Advances (Note 2.6). Company has submitted a Bank guarantee of ₹ 405.17 crore (PY ₹ 405.17 crore) Pending execution of lease deed. Company has obtained Transfer of Environmental clearance and Forest Clearance (Stage-I). Company is in the process of complying conditions given in stage-I forest clearance. Company has initiated process of acquisition of land under CB(A&D) Act 1957 & Section 4 notification issued on 12.12.2023.

2.35.10 Sale of Iron Ore to Pellet Plant at Kumaraswamy, Karnataka:

W.e.f Oct-22 NMDC-DIOM/KIOM is selling the Iron Ore to Pellet Plant directly based on the order of Hon'ble Supreme Court dt. 20.05.2022 and accounting the same as Inter Unit Sales. The Inter Unit sales, consumption and inventory is eliminated during consolidation and Iron Ore lying at Pellet Plant is valued at cost.

The details are mentioned hereunder:

SI No.	Particulars	Qty (wmt)		Amount (₹ in Crore)	
		2023-24	2022-23	2023-24	2022-23
1	Iron Ore-Inter Unit Revenue	3,52,071.89	88,110.87	131.11	32.00
2	Consumption of RM @ PPT	(299535.03)	(85,995.90)	(108.02)	(31.12)
3	RM inventory @ PPT	(52536.86)	(2,114.97)	(23.08)	(0.88)
	Total	-	-	-	-

2.35.11 Review for Impairment of Investment in Legacy Iron Ore Ltd, Australia (LIOL):

The total investment of the Company in LIOL is ₹ 319.64 crore as on 31.3.2024. This is 91.38% of the total shareholding of the Company. This investment in Legacy was reviewed for impairment with reference to Ind AS 36.

Legacy Iron has started gold mining operations from Nov -2023 in three tenements of Mt. Celia. Further, Legacy has raised capital through right issue in the month of February' 2024, with the recent capital raising, the board of Legacy has approved aggressive exploration plan at mt. Celia and other gold tenements aiming to achieve significant

Notes to CFS - contd.

addition in the existing resources.

Legacy Iron Ore Limited is an active exploration company with a diverse portfolio. For an exploration company, the future cash flows are from the exploration tenements which have been recognised as assets ie., Exploration and Evaluation (E&E) Assets. LIOL E&E assets as on 31.03.2024, after transfer of exploration expenses of ₹ 11.05 crore (representing 18% interest) to Hancock pertaining to Mount Bevan tenements, is ₹ 98.65 crores (Previous year ₹ 87.60 crores).

Further the quoted price of LIOL share as on 31.03.2024 is AUD \$ 0.015 (Previous year AUD \$0.015) with a market capitalisation of AUD 105.73 million (Previous year AUD 96.07 million). The market capitalisation of the company is more than its net assets of AUD 35.50 million (Previous AUD 24.85 million) as on 31.03.2024. NMDCs share of Market cap @ 91.38% to approx. ₹ 587.44 crores (Previous year ₹ 476.06 crores) which is more than the investment of ₹ 319.64 crore (Previous year ₹ 214.70 crores) in LIOL.

Legacy has a JV agreement with for Mt.Bevan Iron ore project, partnering with Hancock Prospecting Pty Ltd (HPPL) which is a mining giant in Australia with rich

experience of developing green field iron ore projects. This has opened pathway for Legacy to develop its Iron Ore project. It is informed by JV partner that they have completed exploratory drilling activities and progressing towards completion PFS.

During the financial year the company also entered into a new JV agreement (Other minerals) with HPPL for lithium and other mineral exploration at Mt Bevan.

It is also noted that, Legacy is having a cash reserve of AUD 16.22 million which makes the company self-reliant to fund its day-today operation.

In view of above no impairment is considered for Goodwill as well as Investment in LIOL for the current FY 2023-24.

2.35.12 CSR Expenditure:

- a) Gross amount required to be spent by the company during the year is ₹ 197.07 crore (2% of the last three years average PBT ₹ 9853.56 crore), (Previous Year ₹ 186.70 crore (2% of the last three years average PBT ₹ 9334.85 crore).
- b) Disclosure in respect of the expenditure on Corporate Social Responsibility activities

INR In Crore

SI No.	Particulars	2023-24	2022-23
A	Amount required to be spent by the corporation during the year	197.07	186.70
B	Amount spent during the year	46.15	87.58
C	Shortfall at the end of the year (closing provision)	150.92	99.12
D	Amount spent during the CY against outstanding provision FY 2022-23	-	33.35
E	Interest Accrued during the year 2023-24	-	1.02
F	Unspent CSR expenses carry forward to next Financial Year	150.92	66.79

Particulars	In Cash	Yet to be paid in cash	Total
1. Construction/ Acquisition of any assets	-	-	-
2. On purpose other than (1) above	46.15	-	46.15

- c) Provision of ₹ 150.92 crore (Previous year ₹ 99.12 crore) is created for the short fall and shown under Schedule No. 2.17 provision for unspent CSR
- d) Total of previous year shortfall :Rs. 66.79 crore for FY 2022-23
₹ 150.92 crore for FY 2023-24
- e) Reason for shortfall : The shortfall for FY 2023-24 ₹ 150.92 crore (PY 2022-23 ₹ 66.79 crore) from the stipulated and prescribed spend is on account of delay in certain projects due to certain limitations faced by state authorities. However, the shortfall has been allocated against the specific projects and would be spent as per the provisions of companies Act 2013.
- f) Nature of CSR activities: The corporation undertakes impactful social projects which are in lignment with the areas specified under Schedule VII of the companies Act 2023 of which the company takes up CSR projects largely in the projects related to Education, Health & Hygiene, Nutrition, Drinking Water, Rural Development, Skill Development and Income Generation, Promotion of Sports, Protection of Cultural and Heritage, Food Relief & Natural Calamities, Environment & Others.

Notes to CFS - contd.

- g) Details of related party transaction: Nil
- h) Where a provision is made with respect to a liability incurred by entering a contractual obligation, the movement in the provision during the year should be shown separately. : Nil

2.35.13 Bill Discounting:

In accordance with IND AS 8 “Accounting Policies, Changes in Accounting Estimates and Errors” and IND AS 1 “Presentation of Financial Statements”, the Company has retrospectively restated Balance Sheet as at 31st March 2023 and 1st April 2022 (beginning of the preceding period) and Statement of Cash Flow for the year ended 31st March 2023 for the following reason:

The Company had been presenting the trade receivables net of amount discounted and was disclosing the amount of bills discounted under contingent liabilities for possibility of recourse to the company in the Financial Statements. During the year,

an opinion has been pronounced by Expert Advisory Committee (EAC) of Institute of Chartered Accountants of India (ICAI) stating that the bills discounted having recourse to the Company should not be adjusted from the trade receivables, instead should be disclosed under borrowing – current financial liabilities. The Company has evaluated implementation of the EAC opinion thus presenting the amount realised through bills discounting (outstanding as on 31st March 2024 with Bank) under financial liability as current borrowings instead of netting off from trade receivables.

Accordingly, the Company has changed the accounting and presentation of the amount received from bills discounting which is outstanding as at 31st March 2024 as current borrowings from the financial year 2023-24 and corresponding changes in the previous periods have also been carried out. The changes in the presentation do not have any impact on the Statement of Profit and Loss as well as Statement of Changes in Equity of the Company for all the reported periods.

2.35.14 Breakup of Royalty and other levies expenditure:

Sl. No	Particulars	2023-24	2022-23
1	Royalty	3,271.97	2,843.46
2	District Mineral Foundation Fund	981.59	853.04
3	National Mineral Exploration Trust Fund	65.44	56.75
4	Additional Royalty (22.50% premium)	4,894.74	3,971.39
5	Other levies	0.39	0.40
	Total	9,214.13	7,725.04

2.35.15 Chigargunta-Bisanatham gold block

Company had secured the Letter of Intent (LOI) on 07.10.2022 for Chigargunta-Bisanatham Gold block for 262.01 hactor of land through the Mineral Auction of Andhra Pradesh held in July, 2018. For the above purpose a performance bank guarantee of ₹ 12.39 crore valid upto 2nd April 2028 had submitted to Director, Department of mines and Geology Government of Andhra Pradesh.

NMDC had progressed with the project after making the upfront payments as per the Auction Guidelines. On completion of Joint DGPS Survey of the Gold Block and the revised Pre-feasibility report with the actual land types and draft mining plan, it was noted that there is major variation in the land types vis-a-vis the auction tender Document. Additionally, the project had several uncertainties impacting capex and thus making the gold Project marginal with significant downsides.

The company decided to surrender the LOI to DMG of Andhra Pradesh and has communicated the same in 8th December 23. NMDC vide letter dated 3rd March 2024 has requested the Director, Department of Mines and

Geology to return the original Bank Guarantee of ₹ 12.39 crore.

2.35.16 Forest Transit Fee at Bailadilla Sector

State Government of Chhattisgarh has issued notification for levy of ₹ 7/- per ton as Transit permit fee for issue of Transit permits, vide notification dated 14.06.2002. Based on the above, in the year 2012, Unit has received a demand notices dated 23.11.12 for ₹ 144.63 crore (₹ 79.52 crore for Bachel and ₹ 65.11 crore for Kirandul) from DFO, Dantewada by levying Transit Fee on the dispatches made for the period from 14.06.2002 to 31.10.2012. Against the above, NMDC has filed the case in the Hon'ble High Court of Chhattisgarh on the ground of retrospective levy which is not valid in law and also for the reason that transit passes were not issued by the Forest Department and the transit passes were never demanded at the time of actual transit. Further, in terms of Long-Term Agreement with the customers, the transit fee is to be borne by the customers. However, for un-interrupted dispatches from the mines, the company has paid the demanded amount of ₹ 144.63 crore under Protest (₹ 48 crore in December 2022 and ₹ 96 crore in Feb 2023) to the

Notes to CFS - contd.

State Government of Chhattisgarh. In view of the above and based on the legal opinion obtained, the amount is presented in the books of accounts as amounts recoverable. Since the case is in sub-judice, the same is being disclosed under contingent liability.

2.35.17

- a) No funds have been advanced / loaned / invested (either from borrowed funds or from share premium or from any other sources / kind of funds) by the Company to any other person(s) or entity(ies), including foreign entities (Intermediaries), with the understanding (whether recorded in writing or otherwise) that the Intermediary shall:
 - (i) directly or indirectly lend or invest in other persons or entities identified in any manner whatsoever by or on behalf of the Company (Ultimate Beneficiaries) or
 - (ii) provide any guarantee, security or the like on behalf of the Ultimate Beneficiaries
- b) No funds have been received by the Company from any person(s) or entity(ies), including foreign entities (Funding Parties), with the understanding (whether recorded in writing or otherwise) that the Company shall (i) directly or indirectly, lend or invest in other persons or entities identified in any manner whatsoever by or on behalf of the Funding Party (Ultimate Beneficiaries) or (ii) provide any guarantee, security or the like on behalf of the Ultimate Beneficiaries

2.35.18(A) Audit Trail:

Proviso to Rule 3(1) of the Companies (Accounts) Rules, 2014 (hereinafter referred as “the Account Rules”) states that for the financial year commencing on or after the 1st day of April 2023, every company which uses accounting software for maintaining its books of account, shall use only such accounting software which has a feature of recording audit trail of each and every transaction, creating an edit log of each change made in the books of account along with the date when such changes were made and ensuring that the audit trail cannot be disabled.

The amendments require every company that uses an accounting software to use such software that has a feature of audit trail which cannot be disabled. The management has a responsibility for effective implementation of the requirements prescribed by account rules i.e., every company which uses an accounting software for maintaining its books of account, should use only such accounting software which has the following features.

- a. Records an audit trail of each and every transaction, creating an edit log of each change made in the books of account along with the date when such changes were made; and

- b. Ensuring that audit trail is not disabled.

The Company has implemented SAP S/4 HANA ERP during FY 2020-21 and started maintaining its books of account in the same. Audit trail has been enabled throughout the year at application level for the key tables which is an industry standard process. Access to database is restricted only to the admin who can log in via HANA studio and it is secured. Activity log of what has been done by admin is maintained, however audit log at database level by default is not enabled, having regard to the performance and storage of SAP system. Company is in the process of carrying out a study of the database growth, storage & computing requirement with impact assessment for enabling audit trail logs at database level.

B. Bastar Railway Private Limited (BRPL):

Bastar Railway Private Limited (BRPL) is a Joint Venture Company of NMDC, SAIL, IRCON & CMDC incorporated on 05.05.2016 having its registered office at Global Exploration Centre, NMDC, Green Valley City, Housing Board Colony, Boriyakala, Raipur – 492015, Chhattisgarh, India.

The Company was formed with the objective to build, construct operate and maintain 140 KM Jagdalpur to Rowghat (via Narayanpur, Kondagaon) rail corridor project in the state of Chhattisgarh. The Company shall develop required rail infrastructure including construction of railway lines along with all related rail facilities like railway accommodation or any other works related to opening, operation and closing of railway and providing traffic facilities.

Railway Board vide its letter dt. 03.02.2023 have granted “in principle” approval for taking over the BRPL Project and has requested to furnish the details of both Legal & Financial Liabilities duly certified by the Authorized Auditor and Legal Opinion on the Handover of BRPL Project. The same has been submitted by the Company. In case of takeover of the BRPL Project by the MoR, the management anticipates that the cost incurred in the project would be recovered completely.

BRPL paid compensation to the land owners for acquisition of private land. However, the excess compensation paid to three land owners of Rs. 85.63 crore (Bali Nagvanshi – Rs. 62.82 cr, Neelima – Rs. 20.80 cr & Paakli – Rs. 2.01 cr) according to the report of Jagdalpur District Collector No. 197/Land-Acquisition/209 dt. 30.04.2019 and Report of Enquiry Committee (constituted by CEO, BRPL, vide office order No. BRPL/HO/Land/2019/344 dt. 23.08.2019), only 2 out of 3 persons viz., Bali Nagvanshi & Neelima filed litigation case in the Hon’ble Supreme Court of India and excess compensation paid to both the persons was Rs. 83.63 crore. The same is still under litigation at Hon’ble Supreme Court, of which verdict is awaited.

Notes to CFS - contd.

2.35.19 General:

- i. The company owns certain office space at New Delhi. It is not the company's intention to hold the property for a long term for capital appreciation nor for rental purpose. Hence the same is not treated as Investment Property and included under PPE.
- ii. Some of the balances appearing under Trade receivables, Trade payables, advances, Security deposits and other payables are subject to confirmations. Adjustments, if any, will be accounted for on confirmation & reconciliation of the same, which in the opinion of the management will not have a material impact.
- iii. Figures for the previous year have been regrouped/ rearranged wherever considered necessary so as to confirm to the classification of the current year.

2.35.20 Analytical Ratios

The following are analytical ratios for the year ended 31st March 2024

Sl No.	Particulars	Numerators	Denominators	31 st March 2024	31 st March 2023	Variance (in %)
1	Current Ratio	Current Assets	Current Liabilities	2.56	2.97	(13.80)
2	Debt - Equity Ratio (*1)	Total Debt	Shareholder's Equity	0.13	0.09	44.44
3	Debt Service Coverage Ratio (*2)	Earnings Available for Debt services	Debt Services	1.75	2.70	(35.19)
4	Return on Equity (ROE)	(Net Profit After Tax - Preference Dividend (if any))	Average Shareholder's Fund	0.23	0.28	(17.86)
5	Inventory Turnover Ratio	Cost of Goods sold or Sales	Average Inventory	8.71	8.21	6.09
6	Trade receivables turnover ratio (*3)	Net Credit Sales	Avg. Accounts Receivables	9.28	6.30	47.30
7	Trade Payable Turnover Ratio (*4)	Net Credit Purchases	Average Trade Payables	8.36	5.67	47.44
8	Net Capital Turover Ratio	Net Sales	Working Capital	1.62	1.52	6.58
9	Net Profit ratio	Net Profit	Net Sales	0.26	0.31	(16.13)
10	Return on capital employed (ROCE)	Earning before interest and taxes	Capital employed	0.30	0.33	(9.09)
11	Return on investment (ROI) (*5)					
	Unquoted	Income Generated from Investments	Time weighted average investments	-	-	
	Quoted	Income Generated from Investments	Time weighted average investments	-	-	

Reasons for variance in ratio for +20% / -20%

- (*1) Increase in Short term borrowings: Short term working capital loan and Bill dicsounting for ₹ 1235 crore
- (*2) Increase in Short term borrowings: Short term working capital loan and Bill dicsounting for ₹ 1235 crore
- (*3) Increase in turnover of the company by 21% over the previous year
- (*4) Increase in purchase of the company by 14% over the previous year
- (*5) Since, no income is generated from investment, same is shown as NIL

Notes to CFS - contd.

Note No. 2.35.21 : Fair Value Measurement

Financial instruments by category

INR In crore

	As at March 24			As at March 23		
	FVTPL	FVTOCI	Amortised cost	FVTPL	FVTOCI	Amortised cost
Financial assets						
Investments			956.06			940.43
Trade receivables			3,508.93			4,361.23
Cash and cash equivalents			109.39			93.00
Other bank balances			12,254.26			7,004.75
Loans			81.74			62.62
Other financial assets			2,945.69			3,136.96
Total	-	-	19,856.07	-	-	15,598.99
Financial liabilities						
Borrowings			3,356.54			2,121.19
Trade payables			412.55			425.91
Lease Liability			2.24			6.68
Other financial liabilities			1,269.56			896.93
Total	-	-	5,040.89	-	-	3,450.71

(1) Assets that are not financial assets (such as receivables from statutory authorities, prepaid expenses, advances paid and certain other receivables) as of 31st March 2024, and 31 March 2023, respectively, are not included.

(2) Other liabilities that are not financial liabilities (such as statutory dues payable, advances from customers and certain other accruals) as of 31 March 2024, and 31 March 2023, respectively, are not included.

The carrying amounts of above financial assets and liabilities are considered to be same as their fair values.

Note No: 2.35.22 Financial Risk Management

a) Risk management framework

The Company's Board of Directors has overall responsibility for the establishment and oversight of the Company's risk management framework. The Board of Directors has established the Risk Management Committee, which is responsible for developing and monitoring the Company's risk management policies. The committee reports regularly to the Board of Directors on its activities.

The Company's risk management policies are established to identify and analyse the risks faced by the Company, to set appropriate risk limits and controls and to monitor risks and adherence to limits. Risk management policies and systems are reviewed regularly to reflect changes in market conditions and the Company's activities. The Company, through its training and management standards and procedures, aims to maintain a disciplined and constructive control environment in which all employees understand their roles and obligations.

The Board of Directors monitors the compliance with the Company's risk management policies and procedures, and reviews the adequacy of the risk management framework in relation to the risks faced by the Company.

Notes to CFS - contd.

The Company has exposure to the following risks arising from financial instruments:

Risk	Exposure arising from	Measurement	Management
Credit risk	Cash and cash equivalents, trade receivables, loans	Ageing analysis and Credit ratings	Diversification of bank deposits, credit limits and letters of credit
Liquidity risk	Borrowings and other liabilities	Rolling cash flow forecasts	Availability of deposits with differing maturities & committed borrowing facilities to facilitate the day today working capital requirements.
Market risk- currency risk	Imports giving rise to foreign currency payables*	-	-

A. Credit risk

Credit risk is the risk that counterparty will not meet its obligations under a financial instrument or customer contract, leading to a financial loss. The Company is exposed to credit risk from its operating activities (primarily trade receivables) and deposits with banks.

(a) Trade receivables

The Company sales are generally based on advance payments and through LC's. The trade receivables in the books are mainly on account of credit sales to M/s RINL Limited, CPSE under the Ministry of Steel

Expected credit loss for trade receivables under simplified approach is detailed as per the below tables

Year ended 31st March 2024 ₹ In crore

Ageing	< 6 months	6-12 months	>12 months	Total
Gross carrying amount	3,197.70	166.58	2,050.32	5,414.60
Expected loss rate	0.00%	0.00%	92.95%	35.19%
Expected credit losses (loss allowance provision)	-	-	1,905.67	1,905.66
Carrying amount of trade receivables (net of impairment)	3,197.70	166.58	144.65	3,508.94

Year ended 31st March 2023 ₹ In crore

Ageing	< 6 months	6-12 months	>12 months	Total
Gross carrying amount	2,952.25	62.67	3,251.44	6,266.36
Expected loss rate	0.00%	0.00%	58.59%	30.40%
Expected credit losses (loss allowance provision)	-	-	1,905.13	1,905.13
Carrying amount of trade receivables (net of impairment)	2,952.25	62.67	1,346.31	4,361.23

iii. Reconciliation of loss allowance provision - trade receivables

Loss allowance on 1 April 2022	2,932.14
Changes in loss allowance	(1,027.01)
Loss allowance on 31 March 2023	1,905.13
Changes in loss allowance	0.53
Loss allowance on 31 March 2024	1,905.66

The impairment provisions for trade receivables disclosed above are based on assumptions about risk of default and expected loss rates.

Notes to CFS - contd.

(b) Financial instruments and cash deposits

Credit risk from balances with banks is managed by the Company's treasury department in accordance with DPE guidelines & Company's policy. Investments of surplus funds are made only with scheduled commercial banks having a minimum networth of ₹ 500 Crore within limits assigned to each bank and Debt based mutual funds of public sector AMCs. The limits are reviewed by the Company's Board of Directors on an annual basis. The limits are set to minimise the concentration of risks and therefore mitigate financial loss through counterparty's potential failure to make payments.

B. Liquidity risk

Liquidity risk is the risk that the Company will encounter difficulty in meeting the obligations associated with its financial liabilities that are settled by delivering cash or another financial asset. The Company's approach to managing liquidity is to ensure, as far as possible, that it will have sufficient liquidity to meet its liabilities when they are due, under both normal and stressed conditions, without incurring unacceptable losses or risking damage to the Company's reputation.

Typically the Company ensures that it has sufficient cash on demand to meet expected operational expenses for a period of 60 days, including the servicing of financial obligations; this excludes the potential impact of extreme circumstances that cannot reasonably be predicted, such as natural disasters. In addition, the Company has taken fund based limits with banks to meet its short term financial obligations.

i. Financing arrangements

The Company has access to the following undrawn borrowing facilities at the end of reporting period

₹ in crore

	31 March 2024	31 March 2023
Flexible rate		
Expiring within one year (bank overdraft and other facilities)	-	433.00
Working capital Limits with Banks	4,257.12	5,052.78

ii. Maturities of financial liabilities

The table below summarises the maturity profile of the Company's financial liabilities based on contractual undiscounted payments.

₹ in crore

Year ended 31 March 2024	On demand	Less than 3 months	3 months to 6 months	6 months to 1 year	Between 1and 2 years	Between 2 and 5 years	Total
Borrowings	-	2,656.32	700.22	-	-	-	3,356.54
Trade payables	371.27	41.17	0.11	-	-	-	412.55
Lease Liability	-	0.08	0.08	0.15	-	-	0.30
Other financial liabilities	799.09	209.10	3.39	67.80	37.88	2.01	1,119.28
	1,170.35	2,906.67	703.80	67.95	37.88	2.01	4,888.67

Year ended 31 March 2023	On demand	Less than 3 months	3 months to 6 months	6 months to 1 year	Between 1and 2 years	Between 2 and 5 years	Total
Borrowings	415.98	1,057.33	647.88	-	-	-	2,121.19
Trade payables	359.94	65.98	-	-	-	-	425.91
Lease liability	-	0.55	0.72	0.39	-	-	1.66
Other financial liabilities	717.09	51.81	16.61	55.14	44.70	11.58	896.93
	1,493.01	1,175.67	665.21	55.53	44.70	11.58	3,445.70

Notes to CFS - contd.

C. Market risk

Market risk is the risk that changes in market prices, such as foreign exchange rates and interest rates will affect the Company's income or the value of its holdings of financial instruments. The objective of market risk management is to manage and control market risk exposures within acceptable parameters, while optimising the return.

(i) Foreign currency risk

Since majority of the company's operations are being carried out in India and since all the material balances are denominated in its functional currency, the company does not carry any material exposure to currency fluctuation risk.

The Company's exposure to foreign currencies is minimal and hence no sensitivity analysis is presented.

(ii) Interest rate risk

Interest rate risk is the risk that the fair value or future cash flows of a financial instrument will fluctuate because of changes in market interest rates. The company quite often bridges its short term cash flow mismatch by availing unsecured working capital loans from banks or against its fixed deposits. Such loans have a very short tenure and the interest rate on such loans is based upon the fixed rates offered by banks on fixed deposits, increased by a few basis points or the rate of interest applicable for unsecured loans. Since the interest rates on fixed deposits are fixed, the company does not have any interest rate risk on such loans availed on a loan to loan basis.

The Company's exposure to interest rate risk is minimal and hence no sensitivity analysis is presented.

2.35.23 (i) RECONCILIATION OF BALANCE SHEET AS AT 01ST APRIL 2022

INR In crore

Particulars	Note No.	Published Figures as at 31.03.2022	Adjustment	Restated figures as at 31.03.2022
ASSETS				
Non-current Assets				
a) Property, plant & equipment	2.1.1	3,024.61		3,024.61
b) Right- of -Use Assets	2.1.2	8.27		8.27
c) Capital work-in- progress	2.2	1,328.31		1,328.31
d) Goodwill		93.89		93.89
e) Other intangible assets	2.3	535.72		535.72
f) Intangible assets under development	2.4	5.00		5.00
g) Financial assets		-		-
i) Investments	2.4.1	894.95		894.95
ii) Loans	2.4.2	40.77		40.77
iii) Other Financial Assets	2.4.3	589.75		589.75
h) Deferred tax assets (Net)	2.5	568.94		568.94
i) Other non-current assets	2.6	2,103.89		2,103.89
Total non-current assets		9,194.10	-	9,194.10
Current Assets :				
a) Inventories	2.7	2,125.21		2,125.21
b) Financial assets		-		-
i) Investments	2.8.1a	5.90		5.90
ii) Trade receivables	2.8.1b	2,954.30	1,236.15	4,190.45
iii) Cash and cash equivalents	2.8.2	120.60		120.60
iv) Bank balances other than (ii) above	2.8.3	7,856.87		7,856.87
v) Other financial assets	2.8.4	583.86		583.86

Notes to CFS - contd.

Particulars	Note No.	Published Figures as at 31.03.2022	Adjustment	Restated figures as at 31.03.2022
c) Current tax assets (Net)	2.9	899.86		899.86
d) Other current assets	2.10	1,170.83		1,170.83
e) Assets held for disposal	2.11	0.81		0.81
Total current assets		15,718.24	1,236.15	16,954.39
Total Assets		24,912.34	1,236.15	26,148.49
EQUITY AND LIABILITIES				
Equity				
a) Equity share capital	2.12	293.07		293.07
b) Other Equity	2.13	17,725.18		17,725.18
Equity attributable to owners of NMDC Ltd		18,018.25	-	18,018.25
Non-controlling interest		13.45	-	13.45
Total equity		18,031.70	-	18,031.70
Liabilities				
Non- current liabilities				
a) Financial liabilities				
i) Borrowings	2.14.1	-		-
ia) Lease Liability	2.14.2	5.85		5.85
ii) Other Financial liabilities	2.14.3	150.28		150.28
b) Provisions	2.14.4	1,092.46		1,092.46
Total non-current liabilities		1,248.59	-	1,248.59
Current liabilities				
a) Financial liabilities				
i) Borrowings	2.15.1	1,792.50	1,236.15	3,028.65
ia) Lease Liability	2.15.2	1.59		1.59
ii) Trade payables	2.15.3	-		-
a) Total Outstanding dues of Micro Enterprises and Small Enterprises		26.59		26.59
b) Total Outstanding dues of Creditors other than Micro Enterprises and Small Enterprises		638.17		638.17
iii) Other financial liabilities	2.15.4	521.78		521.78
b) Other current liabilities	2.16	2,636.30		2,636.30
c) Provisions	2.17.1	15.12		15.12
d) Current Tax Liabilities (Net)	2.17.2	-		-
Total current liabilities		5,632.05	1,236.15	6,868.20
Total liabilities		6,880.64	1,236.15	8,116.79
Total equity and liabilities		24,912.34	1,236.15	26,148.49

Notes to CFS - contd.

2.35.23 (i) RECONCILIATION OF BALANCE SHEET AS AT 31st MARCH 2023

INR In crore

Particulars	Note No.	Published Figures as at 31.03.2023	Adjustment	Restated figures as at 31.03.2023
ASSETS				
Non-current Assets				
a) Property, plant & equipment	2.1.1	2,381.31		2,381.31
b) Right- of -Use Assets	2.1.2	7.44		7.44
c) Capital work-in- progress	2.2	1,991.55		1,991.55
d) Goodwill		93.89		93.89
e) Other intangible assets	2.3	715.93		715.93
f) Intangible assets under development	2.4	6.49		6.49
g) Financial assets				
i) Investments	2.4.1	934.68		934.68
ii) Loans	2.4.2	62.62		62.62
iii) Other Financial Assets	2.4.3	2,605.11		2,605.11
h) Deferred tax assets (Net)	2.5	297.50		297.50
i) Other non-current assets	2.6	3,302.92		3,302.92
Total non-current assets		12,399.44	-	12,399.44
Current Assets :				
a) Inventories	2.7	2,660.58		2,660.58
b) Financial assets				
i) Investments	2.8.1a	5.75		5.75
ii) Trade receivables	2.8.1b	2,656.02	1,705.21	4,361.23
iii) Cash and cash equivalents	2.8.2	93.00		93.00
iv) Bank balances other than (ii) above	2.8.3	7,004.75		7,004.75
v) Other financial assets	2.8.4	531.85		531.85
c) Current tax assets (Net)	2.9	1,121.82		1,121.82
d) Other current assets	2.10	1,773.84		1,773.84
e) Assets held for disposal	2.11	0.66		0.66
Total current assets		15,848.27	1,705.21	17,553.48
Total Assets		28,247.71	1,705.21	29,952.92
EQUITY AND LIABILITIES				
Equity				
a) Equity share capital	2.12	293.07		293.07
b) Other Equity	2.13	22,327.76		22,327.76

Notes to CFS - contd.

Particulars	Note No.	Published Figures as at 31.03.2023	Adjustment	Restated figures as at 31.03.2023
Equity attributable to owners of NMDC Ltd		22,620.83	-	22,620.83
Non-controlling interest		14.23	-	14.23
Total equity		22,635.06	-	22,635.06
Liabilities				
Non- current liabilities				
a) Financial liabilities				
i) Borrowings	2.14.1	-	-	-
ia) Lease Liability	2.14.2	5.02		5.02
ii) Other Financial liabilities	2.14.3	150.28		150.28
b) Provisions	2.14.4	1,255.99		1,255.99
Total non-current liabilities		1,411.29	-	1,411.29
Current liabilities				
a) Financial liabilities				
i) Borrowings	2.15.1	415.98	1,705.21	2,121.19
ia) Lease Liability	2.15.2	1.66		1.66
ii) Trade payables	2.15.3	-		-
a) Total Outstanding dues of Micro Enterprises and Small Enterprises		25.23		25.23
b) Total Outstanding dues of Creditors other than Micro Enterprises and Small Enterprises		400.68		400.68
iii) Other financial liabilities	2.15.4	896.93		896.93
b) Other current liabilities	2.16	2,337.02		2,337.02
c) Provisions	2.17.1	123.86		123.86
d) Current Tax Liabilities (Net)	2.17.2	-		-
Total current liabilities		4,201.36	1,705.21	5,906.57
Total liabilities		5,612.65	1,705.21	7,317.86
Total equity and liabilities		28,247.71	1,705.21	29,952.92

Notes to CFS - contd.

Note No. : 2.35.24 Capital Management

a) Risk management

The primary objective of the Company's capital management is to maximise the shareholder value. The Company's objectives when managing the capital are to safeguard their ability to continue as a going concern, so that they can continue to provide returns for shareholders and benefits for other stakeholders.

The Board's policy is to maintain a strong capital base so as to maintain investor, creditor and market confidence and to sustain future development of the business. The Board of Directors and senior management monitors the return on capital, which the Company defines as result from operating activities divided by total shareholders' equity.

b) Dividends

₹ In crore

	31 March 2024	31 March 2023
(i) Equity shares		
Final dividend for the year ended 31st March 2024 of ₹ 1.50 (31st March 2023: ₹ 2.85) per equity share.	439.59	835.22
Interim dividend for the year ended 31st March 2024 of ₹ 5.75 (31st March 2023: ₹ 3.75) per fully paid share	1,685.11	1,098.98

Year ended 31st March 2024

₹ In crore

Particulars	31st- March 2024	31st- March 2023
Net Debt (excluding short term)	-	-
Total equity	25,672.91	22,635.06
Net debt to equity ratio	0%	0%

For and on behalf of the Board

As per separate report of even dated attached
For M/s Varma & Varma,
 Chartered Accountants
 Firm Regn No: 004532S

(DILIP KUMAR MOHANTY)
 Director (Production)
 DIN: 09296720

(AMITAVA MUKHERJEE)
 Chairman-Cum-Managing Director (Additional Charge),
 Director (Finance)
 DIN: 08265207

(P R PRASANNA VARMA)
 Partner
 Membership No: 025854

(AS PARDHA SARADHI)
 ED & Company Secretary

Place: Hyderabad
 Dated: 27th May 2024

Notice

Notice is hereby given to the Members of NMDC Limited that the 66th Annual General Meeting (AGM) of the Company will be held on **Tuesday, September 24, 2024 at 11.30 (A.M.)** hours IST through video conferencing ("VC") / Other Audio Visual Means ("OAVM") to transact the following business:

The proceedings of the AGM shall be deemed to be conducted at the Registered Office of the Company which shall be the deemed Venue of the AGM.

A. ORDINARY BUSINESS:

1. To receive, consider and adopt (a) the Audited Standalone Financial Statements of the Company for the financial year ended 31st March 2024 together with the reports of the Board of Directors, Statutory Auditors and Comptroller and Auditor General of India thereon; and (b) the Audited Consolidated Financial Statements of the Company for the financial year ended 31st March 2024 together with the reports of Statutory Auditors and Comptroller and Auditor General of India thereon and in this regard to consider and if thought fit, to pass, with or without modification(s) the following resolutions as **Ordinary Resolutions**:

(a) **"RESOLVED THAT** the Audited Standalone Financial Statements of the Company for the financial year ended 31st March 2024 together with the reports of the Board of Directors, Statutory Auditors and Comptroller and Auditor General of India thereon as circulated to the Members, be and are hereby considered and adopted."

(b) **"RESOLVED THAT** the Audited Consolidated Financial Statements of the Company for the financial year ended 31st March 2024 together with the reports of Statutory Auditors and Comptroller and Auditor General of India thereon as circulated to the Members, be and are hereby considered and adopted."

2. To take note of the payment of interim Dividend of ₹ 5.75 per equity share of ₹ 1.00 each already paid and approve the payment of final dividend of ₹1.50 per equity share for the financial year 2023-24 and in this regard, to consider and if thought fit, to pass, with or without modification(s) the following resolutions as an **Ordinary Resolution**:

"RESOLVED THAT pursuant to the approval of the Board of Directors, Interim dividend of ₹ 5.75 per equity share of ₹ 1.00 each, already paid for the financial year 2023-24 be and is hereby noted."

"RESOLVED FURTHER THAT pursuant to the recommendation of the Board of Directors, the

payment of Final dividend of ₹ 1.50 per equity share of ₹ 1.00 each for the financial year 2023-24 to the shareholders as on Record date as may be fixed by the Board, be and is hereby approved."

"RESOLVED FURTHER THAT the Board of Directors of the Company be and is hereby authorized to do all acts, deeds, things, matters and take all such steps as may be necessary, proper or expedient to give effect to this resolution."

3. To appoint a Director in place of Shri Amitava Mukherjee (DIN: 08265207), who retires by rotation and being eligible, offers himself for re-appointment and in this regard to consider and if thought fit, to pass, with or without modification(s) the following resolution as an **Ordinary Resolution**:

"RESOLVED THAT pursuant to the provisions of Section 152 and other applicable provisions of the Companies Act, 2013, Shri Amitava Mukherjee (DIN: 08265207), who retires by rotation at this meeting and being eligible offers himself for re-appointment, be and is hereby re-appointed as Director of the Company, liable to retire by rotation."

4. To appoint a Director in place of Shri Abhijit Narendra (DIN: 07851224), who retires by rotation and being eligible, offers himself for re-appointment and in this regard to consider and if thought fit, to pass, with or without modification(s) the following resolution as an **Ordinary Resolution**:

"RESOLVED THAT pursuant to the provisions of Section 152 and other applicable provisions of the Companies Act, 2013, Shri Abhijit Narendra (DIN: 07851224), who retires by rotation at this meeting and being eligible offers himself for re-appointment, be and is hereby re-appointed as Director of the Company, liable to retire by rotation."

5. To authorize the Board of Directors for fixing the remuneration of Statutory Auditors for the financial year 2024-25.

In terms of the Section 139 read with Section 142 of the Companies Act, 2013, the remuneration of Auditors of Government Companies, who are appointed by the Comptroller and Auditor-General of India, shall be fixed by the Company in General Meeting or in such manner as the Company in General Meeting may determine. Hence, it is proposed that the Members may authorize the Board of Directors for fixing the remuneration of the Statutory Auditors of the Company for

the financial year 2024-25, and in this regard to consider and if thought fit, to pass, with or without modification(s) the following resolution as **Ordinary Resolution:**

“RESOLVED THAT pursuant to the provisions of Section 139, 142 and other applicable provisions of the Companies Act, 2013, the Board of Directors of the Company be and is hereby authorized to determine and fix the remuneration, including out-of-pocket expenses, if any, of the Statutory Auditors of the Company, as may be appointed by the Comptroller and Auditor General of India, and as per the terms and conditions of their appointment, for the Financial Year 2024-25.”

B. SPECIAL BUSINESS:

6. To ratify the remuneration of the Cost Auditors of the Company for the financial year 2024-25 and in this regard to consider and if thought fit to pass with or without modification(s) the following resolution as an **Ordinary Resolution:**

“RESOLVED THAT pursuant to the provisions of Section 148 and other applicable provisions, if any, of the Companies Act, 2013 and the Companies (Audit and Auditors) Rules, 2014 (including any statutory modification(s) or re-enactment thereof, for the time being in force), the Company hereby ratifies the remuneration of ₹ 6.00 lakhs (excluding travelling, out-of-pocket expenses plus GST) payable to M/s B. Mukhopadhyay & Co. Cost Accountants, having office at 3E, Aparupa Apartment, No. 2, G.B. Dutta Road, Sodepur, Kolkata - 700110, West Bengal, appointed as the Cost Auditors by the Board of Directors of the Company for conducting the audit of the cost records of the Company and providing Cost Audit Report, and all such reports, annexures, records,

documents etc., for the financial year 2024-25, that may be required to be prepared and submitted by the Cost Auditors under applicable statute.”

“RESOLVED FURTHER THAT the Board of Directors of the Company be and is hereby authorized to do all acts, deeds, things, matters and take all such steps as may be necessary, proper or expedient to give effect to this resolution.”

By Order of the Board of Directors,
For and on behalf of **NMDC Limited**



A.S. Pardha Saradhi
ED (Company Secretary)
Membership No: FCS 10808

Place: New Delhi
Date: 12.08.2024

Copy to:

1. All Members
2. All Directors
3. Auditors

Enclosures:

1. Notes to Notice.
2. An Explanatory Statement pursuant to Section 102 of the Companies Act, 2013 in respect of Special Business to be transacted at the Meeting.
3. A copy of the 66th Annual Report of the Company for the year 2023-24.

NOTES TO NOTICE:

1. Ministry of Corporate Affairs (“MCA”) has, vide its General Circular No. 09/2023 dated 25th September 2023 read with other previous MCA General Circulars No. 10/2022 dated 28th December 2022, 02/2022 Dated 5th May 2022, No. 20/2020 dated 5th May 2020, No. 17/2021 dated 13th April 2021 and No. 14/2021 dated 8th April 2021 (collectively referred to as “MCA Circulars”), permitted Companies to hold Annual General Meeting (“AGM”) through video conferencing (“VC”) / Other Audio Visual Means (“OAVM”), without physical presence of the Members at a common venue subject to compliance of various conditions mentioned therein. In compliance with the MCA Circulars, applicable provisions of the Companies Act, 2013 (“Act”) and SEBI (Listing Obligations and Disclosure Requirements) Regulations, 2015 (“SEBI Listing Regulations”), the 66th AGM of the Company is being held through VC / OAVM. The proceedings of the 66th AGM will be deemed to be conducted at the Registered Office of the Company at 10-3-311/A, Khanij Bhavan, Castle Hills, Masab Tank, Hyderabad - 500028, Telangana, which shall be deemed venue of the AGM.
2. As per the Companies Act, 2013, a Member entitled to attend and vote at the meeting is entitled to appoint a proxy to attend and vote on a poll instead of himself/herself and, a proxy need not be a member of the Company. Since this AGM is being held pursuant to the MCA Circulars through VC / OAVM, physical attendance of Members has been dispensed with. Accordingly, the facility for appointment of proxies by the Members will not be available for the AGM and hence the Proxy Form and Attendance Slip are not annexed to this Notice.
3. In compliance with the aforesaid MCA Circulars and SEBI Circular dated 7th October, 2023, Notice of the AGM along with the Annual Report 2023-24 is being sent only through electronic mode to those Members whose email addresses are registered with the Company/ Depositories, unless any Member has requested for a physical copy of the same. The Company shall send the physical copy of Annual Report 2023-24 to those Members who request the same at cs@nmdc.co.in mentioning their Folio No./DP ID and Client ID. Members may note that the 66th AGM Notice and Annual Report 2023-24 has been uploaded on the website of the Company: www.nmdc.co.in, and can also be accessed from the websites of the Stock Exchanges i.e. BSE Limited and National Stock Exchange of India Limited at www.bseindia.com and www.nseindia.com respectively, and is also available on the website of NSDL - www.evoting.nsdl.com.
4. Institutional / corporate shareholders (i.e. other than individuals, HUF, NRI etc.) are required to send scanned copy (PDF/JPG Format) of the relevant Board Resolution/ Authorisation letter etc. with attested specimen signature of the duly authorized signatory(ies) who are authorised to vote, to attend the AGM through VC/OAVM and to vote on their behalf. The said resolution/ authorisation letter shall be sent to the Scrutinizer by e-mail through its registered email address to corporategovernance03@gmail.com with a copy marked to evoting@nsdl.co.in. Institutional investors are encouraged to attend and vote at the meeting through VC/OAVM.
5. Explanatory Statement pursuant to Section 102 of the Companies Act, 2013 in respect of Special Businesses, as set out above is annexed hereto. All documents referred to in the accompanying Notice and the Explanatory Statement shall be available for inspection electronically. Members seeking to inspect such documents can send an email to cs@nmdc.co.in.
6. Details of the Directors seeking appointment / re-appointment at the 66th AGM as mandated under Regulation 36(3) of SEBI (Listing Obligations and Disclosure Requirements) Regulations, 2015 is annexed hereto and forms part of the Notice.
7. The Register of Members and Share Transfer Books of the Company will remain closed from 18th September, 2024 to 24th September, 2024 (both days inclusive).
8. For the financial year 2023-24, the Company declared and paid interim dividend @ ₹ 5.75 per equity share of ₹ 1.00 each (amounting to ₹ 1685.10 crores). Further, the Board of Directors, in its 563rd Meeting held on 27th May, 2024 has recommended the payment of Final dividend of ₹ 1.50 per equity share of ₹1.00 each for the financial year 2023-24 and the said dividend, if approved, by the members at this Annual General Meeting, will be paid within prescribed timelines to the members whose names appear in the Register of Members of the Company as on record date i.e., 17th September, 2024.
9. Members will be provided with a facility to attend the AGM through VC/OAVM through the NSDL e-Voting system or view the live webcast of AGM provided by NSDL at <https://www.evoting.nsdl.com>. Members may access by following the steps mentioned for **Access to NSDL e-Voting system**. After successful login, you can see link of “VC/OAVM” placed under “**Join General meeting**” menu against Company name. You are requested to click on VC/OAVM link placed under Join General Meeting menu. The link for VC/OAVM will be available in Shareholder/Member login where the EVEN of Company will be displayed. Please

note that the members who do not have the User ID and Password for e-Voting or have forgotten the User ID and Password may retrieve the same by following the remote e-Voting instructions mentioned in the notice to avoid last minute rush.

10. Members holding shares in electronic form may please note that the bank account details and MICR Code of their Bankers, as noted in the records of their Depository, shall be used for the purpose of remittance of dividend through Electronic Clearing Service (ECS), or for printing on dividend warrants wherever applicable. Members are requested to intimate changes, if any, pertaining to their name, registered postal address, email address, telephone/ mobile numbers, Permanent Account Number (PAN), mandates, nominations, power of attorney, bank details such as, name of the bank and branch details, type of the bank and account number in which they wish to receive the dividend, MICR code, IFSC code, etc., to their Depository Participants in case the shares are held by them in electronic form. Members who are holding shares in physical form are requested to intimate changes in the prescribed Form ISR-1 and other forms pursuant to SEBI Circular No. SEBI/HO/MIRSD/ MIRSD_RTAMB/P/CIR/2021/655 dated November 3, 2021 to M/s Aarthi Consultants Private Ltd., the Registrar and Share Transfer Agent, D.No. 1-2-285, Domalguda, Hyderabad - 500 029. Phone Nos. 040-27638111/27634445, Fax No. 040-27632184, Email: ims@nmdc.co.in, info@arthiconsultants.com, Website: www.arthiconsultants.com. Investors service request forms are uploaded on the website of the Company under Investors section.
11. To prevent fraudulent transactions, Members are advised to exercise due diligence and notify the Company of any change in address or demise of any Member as soon as possible. Members are also advised to not leave their demat account(s) dormant for long. Periodic statement of holdings should be obtained from the concerned Depository Participant and holdings should be verified from time to time.
12. Members are requested to address all correspondence relating to divestment of 33,22,43,200 equity shares of the Company made by Government of India in the month of March, 2010 to the Registrars to the Issue, M/s KFin Technologies Limited, Selenium Tower- B, Plot No. 31 & 32, Financial district, Nanakramguda, Serilingampally, Hyderabad - 500032, Telangana, Tel: 040- 67161500, Fax: 040- 23001153, Email: nmdc.ipo@karvy.com/ einward.ris@kfintech.com Website: www.kfintech.com.
13. The Company has designated an exclusive e-mail ID: ims@nmdc.co.in for redressal of shareholders'/ investors' complaints/grievances. In case you have any queries/complaints or grievances, then please write to us at the above e-mail address.
14. Securities and Exchange Board of India (SEBI) has mandated the submission of Permanent Account Number (PAN) by every participant in securities market. Members holding shares in electronic form are, therefore, requested to submit their PAN to their Depository Participants with whom they are maintaining their demat accounts. Members holding shares in physical form can submit their PAN details to the Company or to the Registrar and Share Transfer Agent.
15. Members who have not registered their e-mail address are requested to register the same in respect of shares held in electronic form with the Depository through their Depository Participant(s) and in respect of shares held in physical form by writing to the Company's Registrar and Share Transfer Agent, M/s Aarthi Consultants Pvt Ltd., D.No. 1-2-285, Domalguda, Hyderabad - 500 029. Phone Nos. 040-27638111/27634445, Fax No. 040-27632184, Email: ims@nmdc.co.in, info@arthiconsultants.com, Website: www.arthiconsultants.com.
16. Members can join the AGM in the VC/OAVM mode 15 minutes before and after the scheduled time of the commencement of the Meeting by following the procedure mentioned in the Notice. The facility of participation at the AGM through VC/ OAVM will be made available for 1000 members on first come first served basis. This will not include large Shareholders (Shareholders holding 2% or more shareholding), Promoters, Institutional Investors, Directors, Key Managerial Personnel, the Chairpersons of the Audit Committee, Nomination and Remuneration Committee and Stakeholders Relationship Committee, Auditors etc. who are allowed to attend the AGM without restriction on account of first come first served basis.
17. Members attending the AGM through VC / OAVM shall be counted for the purpose of reckoning the quorum under Section 103 of the Companies Act, 2013.
18. Voting rights of members shall be in proportion to their shares in the paid-up equity share capital of the Company as on the cut-off date i.e., **17th September, 2024**.
19. Any person holding shares in physical form and non-individual shareholders, who acquires shares of the Company and becomes member of the Company after the notice is sent through e-mail and holding shares as of the cut-off date i.e., 4th September, 2024, may obtain the login ID and password by sending a request at evoting@nsdl.co.in or to RTA. However, if you are already registered with NSDL for remote e-voting, then you can use your existing user ID and password

for casting your vote. If you forgot your password, you can reset your password by using “Forgot User Details/Password” or “Physical User Reset Password” option available on www.evoting.nsdl.com or call on toll free no. **1800 1020 990** and **1800 22 44 30**. In case of Individual Shareholders holding securities in demat mode who acquires shares of the Company and becomes a Member of the Company after sending of the Notice and holding shares as of the cut-off date may follow steps mentioned in the Notice of the AGM under “Access to NSDL e-Voting system”.

20. Members who have cast their vote by remote e-voting prior to the AGM may also attend/participate in the AGM through VC / OAVM but shall not be entitled to cast their vote again.
21. The Company has provided the facility to Members to exercise their right to vote by electronic means both through remote e-voting and casting through e-voting system during the AGM. The process of remote e-voting with necessary user id and password is given in the subsequent paragraphs. Such remote e-voting facility is in addition to voting that will take place at the 66th AGM being held through VC/OAVM.
22. To support the ‘Green initiative’, Members are requested to register their e-mail address and changes therein from time to time with their respective Depository Participant or the Company’s Registrar and Share Transfer Agent for service of documents, notices, annual reports etc. through registered e-mail.
23. Pursuant to Sections 124 and 125 of the Companies Act, 2013, dividends which had remained unpaid or unclaimed for a period of seven years from the date of transfer to the Unpaid Dividend Account of a company will have to be transferred to the ‘Investor Education and Protection Fund’ established by the Central Government. Shareholders who have not claimed their dividend/s so far for various years are requested to make their claim to M/s Aarthi Consultants Pvt. Limited, Hyderabad, Registrar and Share Transfer Agent of the Company. The unclaimed/unpaid dividends declared up to financial year 2016-17 (Interim) have been transferred to the Investor Education and Protection Fund (IEPF). Pursuant to the provisions of Investor Education and Protection Fund Authority (Accounting, Audit, Transfer and Refund) Rules, 2016, the Company has uploaded the details of unclaimed/ unpaid amounts lying with the Company as on 31st March 2024 on the website of the Company (www.nmdc.co.in) under “Investors” section, and also on the website of the Ministry of Corporate Affairs, the information in respect of such unclaimed/unpaid dividend.
24. Pursuant to the provisions of Sections 124(6) of the Companies Act, 2013 and Investor Education and Protection Fund Authority (Accounting, Audit, Transfer and Refund) Rules, 2016, all shares in respect of which dividend has not been paid or claimed for seven consecutive years or more shall be transferred by the Company in the name of Investor Education and Protection Fund along with a statement containing such details as prescribed in the Investor Education and Protection Fund Authority (Accounting, Audit, Transfer and Refund) Rules, 2016. Accordingly, your Company has transferred the shares in respect of which dividend has not been paid or claimed for seven consecutive years or more to Investor Education and Protection Fund.
25. Members, whose unclaimed dividends/shares have been transferred to IEPF, are entitled to claim the same by submitting an online application to the IEPF Authority in Form No. IEPF-5 available on www.iepf.gov.in and sending a physical copy of the same duly signed to the Company along with the requisite documents enumerated in Form IEPF-5. The Company Secretary of the Company is the Nodal Officer for the purpose of coordination with IEPF Authority. Further details are available on the website of the Company (www.nmdc.co.in) under “Investors” section. The attention of Members is particularly drawn to the Corporate Governance Report forming part of the Annual Report 2023-24 in respect of unpaid/unclaimed dividends and transfer of dividends/shares to the IEPF.
26. Members desirous of obtaining any information/clarification(s) concerning the accounts and operations of the Company may send their questions in advance at least 10 days before the date of the Meeting, mentioning their name demat account number/folio number, email id, mobile number, to the Company Secretary through email: cs@nmdc.co.in. The same will be replied by the Company suitably by email.
27. Pursuant to the provisions of Section 136 of the Act, the financial statements of the Company, consolidated financial statements along with relevant documents and separate audited financial statements in respect of subsidiaries, are available on the website of the Company under the head “Investors”.
28. Members who have not encashed their dividend warrants within its validity period are requested to either correspond with the Company at its Registered Office or M/s Aarthi Consultants Private Ltd., Registrar and Share Transfer Agent of the Company, for revalidation and encashment before due dates.
29. In terms of provisions of the Companies Act, 2013, nomination facility is available to individual

shareholders. Members holding shares in physical form may nominate a person in respect of all the shares held by them whether singly or jointly. Members who hold shares on individual name are advised to avail of the nomination facility in Form SH-13 in their own interest. Blank form can be obtained from M/s Aarthi Consultants Private Ltd., on request. If a member desires to opt out or cancel the earlier nomination and record a fresh nomination, he/ she may submit the same in Form ISR-3 or SH-14 as the case may be. The said forms can be downloaded from the Company's website under Investors section. Members holding shares in dematerialized form may contact their respective DPs for registration of nomination.

30. In case of joint holders, Member whose name appears as the first holder in the order of names as per the Register of Members of the Company will be entitled to vote at the AGM.
31. In accordance with proviso to Regulation 40(1) of Securities and Exchange Board of India (Listing Obligations and Disclosure Requirements) Regulations, 2015, securities of listed companies can be transferred only in dematerialized form with effect from 1st April 2019. Accordingly, shareholders holding equity shares in physical form are urged to have their shares dematerialized so as to be able to freely transfer them and participate in corporate actions. RTA has stopped accepting any fresh lodgement of transfer of shares in physical form.
32. The Company has sent individual letters to all the Members holding shares of the Company in physical form for furnishing their PAN, KYC details and Nomination pursuant to SEBI Circular No. SEBI/HO/MIRSD/MIRSD_RTAMB/P/CIR/2021/655 dated November 3, 2021 in Form ISR-1. The Form ISR-1 is also available on the website of the Company under Investors section – Dividend and Shares – FAQs for Investors and on the website of the Company's RTA at <https://www.aarthiconsultants.com/>. Attention of the Members holding shares of the Company in physical form is invited to go through and submit the said Form ISR-1.
33. Members may please note that SEBI vide its Circular No. SEBI/HO/MIRSD/MIRSD_RTAMB/P/CIR/2022/8 dated January 25, 2022 has mandated the Listed Companies to issue securities in demat form only while processing service requests viz. Issue of duplicate securities certificate, claim from Unclaimed Suspense Account, Renewal/ Exchange of securities certificate, Endorsement, Sub-division/Splitting of securities certificate, Consolidation of securities certificates/folios, Transmission and Transposition. Accordingly, Shareholders are requested to make service requests by submitting a duly filled and signed Form ISR-4, the format of which is available on

the Company's website under Investors section – Dividend and Shares – FAQs for Investors and on the website of the Company's RTA at <https://www.aarthiconsultants.com/>. It may be noted that any service request can be processed only after the folio is KYC compliant.

34. SEBI vide its notification dated January 24, 2022 has mandated that all requests for transfer of securities including transmission and transposition requests shall be processed only in dematerialized form. In view of the same and to eliminate all risks associated with physical shares and avail various benefits of dematerialization, Members are advised to dematerialize the shares held by them in physical form. Members can contact the Company or RTA, for assistance in this regard.
35. Members may note that the Income Tax Act, 1961, ("the IT Act") as amended by the Finance Act, 2020, mandates that dividends paid or distributed by a Company after 1st April 2020 shall be taxable in the hands of members. The Company shall therefore be required to deduct tax at source (TDS) at the time of making the payment of final dividend. In order to enable us to determine the appropriate TDS rate as applicable, members are requested to submit the following documents in accordance with the provisions of the IT Act.

For resident shareholders, taxes shall be deducted at source under Section 194 of the IT Act as follows:

- Members having valid PAN: 10% or as notified by the Government of India
- Members not having PAN / valid PAN: 20% or as notified by the Government of India

However, no tax shall be deducted on the dividend payable to a resident individual if the total dividend to be received by them during Financial Year does not exceed ₹ 5,000 and also in cases where members provide Form 15G / Form 15H (applicable to individuals aged 60 years or more) subject to conditions specified in the IT Act. Resident shareholders may also submit any other document as prescribed under the IT Act to claim a lower / Nil withholding tax. PAN is mandatory for members providing Form 15G / 15H or any other document as mentioned above.

For non-resident shareholders, taxes are required to be withheld in accordance with the provisions of Section 195 and other applicable sections of the IT Act, at the rates in force. The withholding tax shall be at the rate of 20% (plus applicable surcharge and cess) or as notified by the Government of India on the amount of dividend payable. However, as per Section 90 of the IT Act, non-resident shareholders have the option to be governed by the provisions of

the **Double Tax Avoidance Agreement (DTAA) between India and the country of tax residence of the member, if they are more beneficial to them. For this purpose, i.e. to avail the benefits under the DTAA, non-resident shareholders will have to provide the following:**

- Copy of the PAN card allotted by the Indian Income Tax authorities duly attested by the member
- Copy of Tax Residency Certificate (TRC) for the FY in which dividend is received, obtained from the revenue authorities of the country of tax residence, duly attested by member
- Self-declaration in Form 10F
- Self-declaration by the shareholder of having no permanent establishment in India in accordance with the applicable tax treaty
- Self-declaration of beneficial ownership by the non-resident shareholder
- Any other documents as prescribed under the IT Act for lower withholding of taxes if applicable, duly attested by member

In case of Foreign Institutional Investors and Foreign Portfolio Investors, tax will be deducted under Section 196D of the IT Act @ 20% (plus applicable surcharge and cess).

36. Pursuant to Section 139 read with Section 142 of the Companies Act, 2013, the Auditors of a Government Company are appointed or re-appointed by the Comptroller and Auditor General (C&AG) of India. However, the remuneration of auditors shall be fixed by the Company in the Annual General Meeting. Members may authorise the Board to fix up an appropriate remuneration of Auditors for the financial year 2024-25 after taking into consideration including change, if any, in statutory requirements, increase in volume of work and change in inflation index.
37. Since the AGM will be held through VC / OAVM, the Route Map is not required and hence not annexed to this Notice.
38. The following documents will be available for inspection by the Members electronically during the 66th AGM. Members seeking to inspect such documents can send an email to cs@nmdc.co.in.
 - a. Register of Directors and Key Management Personnel and their shareholding
 - b. Register of Contracts or Arrangements in which Directors are interested

- c. All the documents referred to in the accompanying notice or explanatory statement.

39. NMDC, being a Government Company, all the appointments to the Board and terms and conditions thereto are fixed by the Government of India.
40. The details of remuneration / sitting fees paid to Board Members have been given in Corporate Governance Report.
41. None of the Directors have any relationship with other Directors, Manager(s) and other Key Managerial Personnel of the Company.

42. Voting through electronic means (Remote e-voting)

- I. Pursuant to the provisions of Section 108 and other applicable provisions, if any, of the Companies Act, 2013 and the Companies (Management and Administration) Rules, 2014, as amended from time to time and Regulation 44 of SEBI (Listing Obligations and Disclosure Requirements) Regulations, 2015 and its amendments, and the Circulars issued by the Ministry of Corporate Affairs dated 25th September 2023, 28th December, 2022, 5th May 2022, 13th January 2021, 8th April 2020, 13th April 2020 and 5th May 2020, the Company is providing facility of remote e-voting to its Members in respect of the business to be transacted at the AGM. For this purpose, the Company has appointed National Securities Depository Limited (NSDL) for facilitating voting through electronic means, as the authorized agency. The facility of casting votes by a member using remote e-voting system as well as voting during AGM will be provided by NSDL.
- II. Members, who will be present in the AGM through VC / OAVM facility and have not cast their vote on the Resolutions through remote e-voting and are otherwise not barred from doing so, shall be eligible to vote through e-voting system during the AGM.
- III. The remote e-voting period begins on 21st September, 2024 (09.00 a.m. IST) and ends on 23rd September, 2024 (5.00 p.m. IST). The voting rights of the Shareholders shall be proportionate to the shares held in the Company as on the cut-off date i.e., 17th September, 2024. During this period members of the Company, holding shares either in physical form or in dematerialized form, as on the cut-off date may cast their vote by remote e-voting. The remote e-voting module shall be disabled by NSDL for voting thereafter. Once the vote on a resolution is cast by the member, the member shall not be allowed to change it subsequently.

IV. **The instructions for shareholders for remote e-voting and joining General Meeting are as under:**

The way to vote electronically on NSDL e-Voting system consists of “Two Steps” which are mentioned below:

Step 1: Access to NSDL e-Voting system

A) LOGIN METHOD FOR E-VOTING AND JOINING VIRTUAL MEETING for Individual shareholders holding securities in demat mode

In terms of SEBI circular dated 9th December 2020 on e-Voting facility provided by Listed Companies, Individual shareholders holding securities in

demat mode are allowed to vote through their demat account maintained with Depositories and Depository Participants. Shareholders are advised to update their mobile number and email Id in their demat accounts in order to access e-Voting facility.

Login method for Individual shareholders holding securities in demat mode is given below:

In terms of SEBI circular dated December 9, 2020 on e-Voting facility provided by Listed Companies, Individual shareholders holding securities in demat mode are allowed to vote through their demat account maintained with Depositories and Depository Participants. Shareholders are advised to update their mobile number and email Id in their demat accounts in order to access e-Voting facility.

Login method for Individual shareholders holding securities in demat mode is given below:

Type of shareholders	Login Method
Individual Shareholders holding securities in demat mode with NSDL.	<ol style="list-style-type: none"> Existing IDeAS user can visit the e-Services website of NSDL Viz. https://eservices.nsdl.com either on a Personal Computer or on a mobile. On the e-Services home page click on the “Beneficial Owner” icon under “Login” which is available under ‘IDeAS’ section , this will prompt you to enter your existing User ID and Password. After successful authentication, you will be able to see e-Voting services under Value added services. Click on “Access to e-Voting” under e-Voting services and you will be able to see e-Voting page. Click on company name or e-Voting service provider i.e. NSDL and you will be re-directed to e-Voting website of NSDL for casting your vote during the remote e-Voting period or joining virtual meeting & voting during the meeting. If you are not registered for IDeAS e-Services, option to register is available at https://eservices.nsdl.com. Select “Register Online for IDeAS Portal” or click at https://eservices.nsdl.com/SecureWeb/IdeasDirectReg.jsp Visit the e-Voting website of NSDL. Open web browser by typing the following URL: https://www.evoting.nsdl.com/ either on a Personal Computer or on a mobile. Once the home page of e-Voting system is launched, click on the icon “Login” which is available under ‘Shareholder/Member’ section. A new screen will open. You will have to enter your User ID (i.e. your sixteen digit demat account number hold with NSDL), Password/OTP and a Verification Code as shown on the screen. After successful authentication, you will be redirected to NSDL Depository site wherein you can see e-Voting page. Click on company name or e-Voting service provider i.e. NSDL and you will be redirected to e-Voting website of NSDL for casting your vote during the remote e-Voting period or joining virtual meeting & voting during the meeting. Shareholders/Members can also download NSDL Mobile App “NSDL Speede” facility by scanning the QR code mentioned below for seamless voting experience.

NSDL Mobile App is available on



Individual Shareholders holding securities in demat mode with CDSL	<ol style="list-style-type: none"> 1. Users who have opted for CDSL Easi / Easiest facility, can login through their existing user id and password. Option will be made available to reach e-Voting page without any further authentication. The users to login Easi /Easiest are requested to visit CDSL website www.cdslindia.com and click on login icon & New System Myeasi Tab and then user your existing my easi username & password. 2. After successful login the Easi / Easiest user will be able to see the e-Voting option for eligible companies where the evoting is in progress as per the information provided by company. On clicking the evoting option, the user will be able to see e-Voting page of the e-Voting service provider for casting your vote during the remote e-Voting period or joining virtual meeting & voting during the meeting. Additionally, there is also links provided to access the system of all e-Voting Service Providers, so that the user can visit the e-Voting service providers' website directly. 3. If the user is not registered for Easi/Easiest, option to register is available at CDSL website www.cdslindia.com and click on login & New System Myeasi Tab and then click on registration option. 4. Alternatively, the user can directly access e-Voting page by providing Demat Account Number and PAN No. from a e-Voting link available on www.cdslindia.com home page. The system will authenticate the user by sending OTP on registered Mobile & Email as recorded in the Demat Account. After successful authentication, user will be able to see the e-Voting option where the evoting is in progress and also able to directly access the system of all e-Voting Service Providers.
--	--

Individual Shareholders (holding securities in demat mode) login through their depository participants	You can also login using the login credentials of your demat account through your Depository Participant registered with NSDL/CDSL for e-Voting facility. upon logging in, you will be able to see e-Voting option. Click on e-Voting option, you will be redirected to NSDL/CDSL Depository site after successful authentication, wherein you can see e-Voting feature. Click on company name or e-Voting service provider i.e. NSDL and you will be redirected to e-Voting website of NSDL for casting your vote during the remote e-Voting period or joining virtual meeting & voting during the meeting.
--	--

Important note: Members who are unable to retrieve User ID/ Password are advised to use Forget User ID and Forget Password option available at abovementioned website.

Helpdesk for Individual Shareholders holding securities in demat mode for any technical issues related to login through Depository i.e. NSDL and CDSL.

Login type	Helpdesk details
Individual Shareholders holding securities in demat mode with NSDL	Members facing any technical issue in login can contact NSDL helpdesk by sending a request at evoting@nsdl.co.in or call at 022 - 4886 7000
Individual Shareholders holding securities in demat mode with CDSL	Members facing any technical issue in login can contact CDSL helpdesk by sending a request at helpdesk.evoting@cdslindia.com or contact at toll free no. 1800-21-09911

B) Login Method for e-Voting and joining virtual meeting for shareholders other than Individual shareholders holding securities in demat mode and shareholders holding securities in physical mode.

How to Log-in to NSDL e-Voting website?

1. Visit the e-Voting website of NSDL. Open web browser by typing the following URL: <https://www.evoting.nsdl.com/> either on a Personal Computer or on a mobile.
2. Once the home page of e-Voting system is launched, click on the icon “Login” which is available under ‘Shareholder/Member’ section.
3. A new screen will open. You will have to enter your User ID, your Password/OTP and a Verification Code as shown on the screen.

Alternatively, if you are registered for NSDL eservices i.e. IDEAS, you can log-in at <https://eservices.nsdl.com/> with your existing IDEAS login. Once you log-in to NSDL eservices after using your log-in credentials, click on e-Voting and you can proceed to Step 2 i.e. Cast your vote electronically.

4. Your User ID details are given below :

Manner of holding shares i.e. Demat (NSDL or CDSL) or Physical	Your User ID is:
a) For Members who hold shares in demat account with NSDL.	8 Character DP ID followed by 8 Digit Client ID For example if your DP ID is IN300*** and Client ID is 12***** then your user ID is IN300***12*****.
b) For Members who hold shares in demat account with CDSL.	16 Digit Beneficiary ID For example if your Beneficiary ID is 12***** then your user ID is 12*****.
c) For Members holding shares in Physical Form.	EVEN Number followed by Folio Number registered with the company For example if folio number is 001*** and EVEN is 101456 then user ID is 101456001***

5. Password details for shareholders other than Individual shareholders are given below:
 - a) If you are already registered for e-Voting, then you can use your existing password to login and cast your vote.
 - b) If you are using NSDL e-Voting system for the first time, you will need to retrieve the ‘initial password’ which was communicated to you. Once you retrieve your ‘initial password’, you need to enter the ‘initial password’ and the system will force you to change your password.
 - c) How to retrieve your ‘initial password’?
 - (i) If your email ID is registered in your demat account or with the company, your ‘initial password’ is communicated to you on your email ID. Trace the email sent to you from NSDL from your mailbox. Open the email and open the attachment i.e. a .pdf file. Open the .pdf file. The password to open the .pdf file is your 8 digit client ID for NSDL account, last 8 digits of client ID for CDSL account or folio number for shares held in physical form. The .pdf file contains your ‘User ID’ and your ‘initial password’.
 - (ii) If your email ID is not registered, please follow steps mentioned below in **process for those shareholders whose email ids are not registered.**
6. If you are unable to retrieve or have not received the “ Initial password” or have forgotten your password:
 - a) Click on **“Forgot User Details/Password?”**(If you are holding shares in your demat account with NSDL or CDSL) option available on www.evoting.nsdl.com.
 - b) **Physical User Reset Password?”** (If you are holding shares in physical mode) option available on www.evoting.nsdl.com.
 - c) If you are still unable to get the password by aforesaid two options, you can send a request at evoting@nsdl.co.in mentioning your demat account number/folio number, your PAN, your name and your registered address etc.
 - d) Members can also use the OTP (One Time Password) based login for casting the votes on the e-Voting system of NSDL.
7. After entering your password, tick on Agree to “Terms and Conditions” by selecting on the check box.
8. Now, you will have to click on “Login” button.
9. After you click on the “Login” button, Home page of e-Voting will open.

Step 2: Cast your vote electronically and join General Meeting on NSDL e-Voting system.

How to cast your vote electronically and join General Meeting on NSDL e-Voting system?

1. After successful login at Step 1, you will be able to see all the companies "EVEN" in which you are holding shares and whose voting cycle and General Meeting is in active status.
2. Select "EVEN" of company for which you wish to cast your vote during the remote e-Voting period and casting your vote during the General Meeting. For joining virtual meeting, you need to click on "VC/OAVM" link placed under "Join Meeting".
3. Now you are ready for e-Voting as the Voting page opens.
4. Cast your vote by selecting appropriate options i.e. assent or dissent, verify/modify the number of shares for which you wish to cast your vote and click on "Submit" and also "Confirm" when prompted.
5. Upon confirmation, the message "Vote cast successfully" will be displayed.
6. You can also take the printout of the votes cast by you by clicking on the print option on the confirmation page.
7. Once you confirm your vote on the resolution, you will not be allowed to modify your vote.

General Guidelines for shareholders

1. Institutional shareholders (i.e. other than individuals, HUF, NRI etc.) are required to send scanned copy (PDF/JPG Format) of the relevant Board Resolution/ Authority letter etc. with attested specimen signature of the duly authorized signatory(ies) who are authorized to vote, to the Scrutinizer by e-mail to corporategovernance03@gmail.com with a copy marked to evoting@nsdl.co.in. Institutional shareholders (i.e. other than individuals, HUF, NRI etc.) can also upload their Board Resolution / Power of Attorney / Authority Letter etc. by clicking on "Upload Board Resolution / Authority Letter" displayed under "e-Voting" tab in their login.
2. It is strongly recommended not to share your password with any other person and take utmost care to keep your password confidential. Login to the e-voting website will be disabled upon five unsuccessful attempts to key in the correct password. In such an event, you will need to go through the "[Forgot User Details/Password?](#)" or "[Physical User Reset Password?](#)" option available on www.evoting.nsdl.com to reset the password.
3. In case of any queries, you may refer the Frequently Asked Questions (FAQs) for

Shareholders and e-voting user manual for Shareholders available at the download section of www.evoting.nsdl.com or call on: 022 - 4886 7000 or send a request to Ms. Sarita More, Assistant Manager at evoting@nsdl.co.in.

Process for those shareholders whose email ids are not registered with the depositories for procuring user id and password and registration of e mail ids for e-voting for the resolutions set out in this notice:

1. In case shares are held in physical mode please provide Folio No., Name of shareholder, scanned copy of the share certificate (front and back), PAN (self attested scanned copy of PAN card), AADHAR (self attested scanned copy of Aadhar Card) by email to ims@nmdc.co.in and to Company's Registrar and Share Transfer Agent email id: info@arthiconsultants.com.
2. In case shares are held in demat mode, please provide DPID-CLID (16 digit DPID + CLID or 16 digit beneficiary ID), Name, client master or copy of Consolidated Account statement, PAN (self attested scanned copy of PAN card), AADHAR (self attested scanned copy of Aadhar Card) to at: ims@nmdc.co.in and to Company's Registrar and Share Transfer Agent email id: info@arthiconsultants.com. If you are an Individual shareholders holding securities in demat mode, you are requested to refer to the login method explained at **step 1 (A)** i.e. [Login method for e-Voting and joining virtual meeting for Individual shareholders holding securities in demat mode](#).
3. Alternatively shareholder/members may send a request to evoting@nsdl.co.in for procuring user id and password for e-voting by providing above mentioned documents.
4. In terms of SEBI circular dated December 9, 2020 on e-Voting facility provided by Listed Companies, Individual shareholders holding securities in demat mode are allowed to vote through their demat account maintained with Depositories and Depository Participants. Shareholders are required to update their mobile number and email ID correctly in their demat account in order to access e-Voting facility.

THE INSTRUCTIONS FOR MEMBERS FOR e-VOTING ON THE DAY OF THE EGM/AGM ARE AS UNDER:-

1. The procedure for e-Voting on the day of the EGM/AGM is same as the instructions mentioned above for remote e-voting.
2. Only those Members/ shareholders, who will be present in the EGM/AGM through VC/OAVM facility and have not casted their vote on the Resolutions through remote e-Voting and are otherwise not barred from doing so, shall be eligible to vote through e-Voting system in the EGM/AGM.

3. Members who have voted through Remote e-Voting will be eligible to attend the EGM/AGM. However, they will not be eligible to vote at the EGM/AGM.
4. The details of the person who may be contacted for any grievances connected with the facility for e-Voting on the day of the EGM/AGM shall be the same person mentioned for Remote e-voting.

INSTRUCTIONS FOR MEMBERS FOR ATTENDING THE EGM/AGM THROUGH VC/OAVM ARE AS UNDER:

1. Member will be provided with a facility to attend the EGM/AGM through VC/OAVM through the NSDL e-Voting system. Members may access by following the steps mentioned above for **Access to NSDL e-Voting system**. After successful login, you can see link of "VC/OAVM" placed under "**Join meeting**" menu against company name. You are requested to click on VC/OAVM link placed under Join Meeting menu. The link for VC/OAVM will be available in Shareholder/Member login where the EVEN of Company will be displayed. Please note that the members who do not have the User ID and Password for e-Voting or have forgotten the User ID and Password may retrieve the same by following the remote e-Voting instructions mentioned in the notice to avoid last minute rush.
2. Members are encouraged to join the Meeting through Laptops for better experience.
3. Further Members will be required to allow Camera and use Internet with a good speed to avoid any disturbance during the meeting.
4. Please note that Participants Connecting from Mobile Devices or Tablets or through Laptop connecting via Mobile Hotspot may experience Audio/Video loss due to fluctuation in their respective network. It is therefore recommended to use Stable Wi-Fi or LAN Connection to mitigate any kind of aforesaid glitches.
5. Shareholders who would like to express their views/have questions may send their questions in advance mentioning their name demat account number/folio number, email id, mobile number at cs@nmdc.co.in . The same will be replied by the company suitably.

6. Members who would like to express their views/ask questions during the meeting may register themselves as a speaker may send their request from 12th September, 2024 (9.00 a.m. IST) to 14th September, 2024 (5.00 p.m. IST) mentioning their name, DP ID and Client ID /folio number, email id, mobile number at: cs@nmdc.co.in.
7. Those shareholders who have registered themselves as a speaker will only be allowed to express their views/ask questions during the meeting. The Company reserves the right to restrict the number of questions and speakers depending on the availability of time for the AGM.
8. Members who need assistance before or during the AGM, can contact NSDL, Ms. Sarita More, Assistant Manager at evoting@nsdl.co.in or call on toll free no.: 1800 1020 990 and 1800 22 44 30.
9. Shri Brajesh Agrawal (Membership No. FCS: 5771) of M/s B. R. Agrawal & Associates & Co., Company Secretaries, has been appointed as the Scrutinizer to scrutinize the remote e-voting process and voting during AGM in a fair and transparent manner.
10. The Scrutinizer shall immediately after the conclusion of voting at the general meeting, first count the votes cast during the meeting and thereafter unblock the votes cast through remote e-voting and make, not later than 48 hours of the conclusion of the AGM, a consolidated scrutinizer's report of the total votes cast in favour or against, if any, to the Chairman or a person authorized by him in writing, who shall countersign the same and declare the result of the voting forthwith.
11. The results declared along with Scrutinizer's Report shall be placed on the Company's website www.nmdc.co.in and on the website of NSDL: <https://www.evoting.nsdl.com> immediately after the declaration of result by the Chairman or a person authorized by him in writing. The Company shall simultaneously communicate the results to the BSE Limited (BSE), National Stock Exchange of India Limited (NSE), and the Calcutta Stock Exchange Limited (CSE), where the shares of the Company are listed, within two working days of conclusion of the 66th AGM.

Details of Directors seeking reappointment at the 66th Annual General Meeting [Pursuant to Regulation 36(3) of SEBI (Listing Obligations and Disclosure Requirements) Regulations, 2015]

Brief Resume of the Director		
Name of the Director	Shri Amitava Mukherjee (DIN: 08265207)	Shri Abhijit Narendra (DIN: 07851224)
Date of Birth & Age	19.02.1968 (54 years)	14.09.1966 (56 years)
Date of Appointment	20.11.2018	09.02.2023
Qualifications	i) Indian Railway Accounts Services (IRAS) – 1995 Batch ii) Cost Accountant ii) Master of Commerce Degree from Guru Ghasi Das University, Bilaspur	Indian Railway Traffic Service – 1993 Batch B.Sc LL.B
Nature of expertise in specific functional areas	<p>Shri Amitava Mukherjee belongs to the 1995 batch of Indian Railway Accounts Services (IRAS). He is Director (Finance) on the Board of NMDC Limited and is presently holding additional charge of CMD, NMDC. He specializes in the areas of Financial Management, Costing and Taxation. With project management, digital initiatives, and policy formulation as his forte, he is also leading the Australia operations of NMDC.</p> <p>Prior to joining NMDC, he was holding the post of General Manager (Finance) in Rail Vikas Nigam Limited (RVNL). Further, during his service in IRAS from 1997-2016, he held key positions in the Eastern Railways and received the National Award for Outstanding Services in 2006. Before joining IRAS, he also worked at Indian Oil Corporation Limited (IOCL) from 1994-1997.</p> <p>He is also a Director on the Board of NMDC Steel Limited and Legacy Iron Ore Limited, Australia.</p>	<p>Shri Abhijit Narendra is an Indian Railway Traffic Service (IRTS) Officer (1993 batch) and is presently posted as Joint Secretary, Ministry of Steel. He has served in different areas of railways including operation, commercial and safety management which gave him rich experience of production and sales management of Indian Railways. His tenure in Railway Board gave him a broader perspective of transportation business and railways modal share. He has also worked in Centre for Railways Information System (CRIS), the IT arm of Indian Railways which gave him the insight of development, execution and running of IT applications. He has also worked in Ministry of Railways in the area of infrastructure development through PPP, project structures and financing, logistics etc. He has also been associated with planning & execution of big ticket railway infrastructure projects like High Speed Rail and Dedicated Freight Corridor. He has also represented the organization and nation in various international meetings and conferences.</p> <p>He is also Director on the Board of Steel Authority of India Limited and NMDC Steel Limited.</p>
Terms and conditions of appointment and remuneration	<p>Being a Govt. Company, the Directors on the Board are appointed by the President of India acting through the Administrative Ministry i.e. Ministry of Steel, Govt. of India. The terms and conditions of appointment and remuneration are also as per extant policies/guidelines of the Government of India.</p>	<p>The Govt. Nominee Directors are appointed by the President of India acting through the Administrative Ministry i.e. Ministry of Steel, Govt. of India. They are not entitled to any remuneration.</p>
Number of Board meetings attended during FY 2023-24	8 out of 8 Board meetings	7 out of 8 Board meetings.

Brief Resume of the Director		
Name of the Director	Shri Amitava Mukherjee (DIN: 08265207)	Shri Abhijit Narendra (DIN: 07851224)
Disclosure of relationships with other Directors and KMPs	There exists no relationship with other Directors and KMP inter-se.	There exists no relationship with other Directors and KMP inter-se.
Directorship held in other listed entities and the membership of Committees of the Board	<u>Directorships in listed companies</u> <ul style="list-style-type: none"> NMDC Steel Limited Legacy Iron Ore Limited, Australia <u>Committee membership</u> <ul style="list-style-type: none"> Stakeholders Relationship Committee, NMDC Limited 	<u>Directorships in listed companies</u> <ul style="list-style-type: none"> NMDC Steel Limited Steel Authority of India Limited <u>Committee membership</u> <p>NIL</p>
Listed entities from which resigned in the past three years	NIL	NIL
No. of Equity Shares held in NMDC Limited	NIL	NIL

EXPLANATORY STATEMENT PURSUANT TO SECTION 102 OF THE COMPANIES ACT, 2013

SPECIAL BUSINESS

Item No. 5: Ratification of the Remuneration of Cost Auditors of the Company for the financial year 2024-25.

The Board at its meeting held on 12th August, 2024 has, inter-alia, approved the appointment and remuneration of M/s B. Mukhopadhyay & Co. Cost Accountants as the Cost Auditors to conduct the audit of the cost records of the Company across various segments, for the financial year 2024-25 at a remuneration of ₹ 6.00 lakhs (excluding travelling, out-of-pocket expenses plus GST).

M/s B. Mukhopadhyay & Co. have furnished a certificate regarding their eligibility for appointment as Cost Auditors of the Company.

In accordance with the provisions of Section 148 of the Companies Act, 2013 read with the Companies (Audit and Auditors) Rules, 2014, the remuneration payable to the Cost Auditors has to be ratified by the Members of the Company.

Accordingly, consent of the members is sought for passing an Ordinary Resolution as set out at Item No. 6 to the Notice for ratification of the remuneration payable to Cost Auditors of the Company for the financial year 2024-25.

The Board recommends the Ordinary Resolution set out at item no. 6 of the notice for approval by the members.

None of the Directors and/or Key Management Personnel of the Company and/or their relatives are, in any way, concerned or interested financially or otherwise in the Resolution set out at Item No. 6 of the Notice, except to the extent of their shareholding, if any.

By Order of the Board of Directors,
For and on behalf of **NMDC Limited**



(A.S. Pardha Saradhi)
ED (Company Secretary)
Membership No. FCS 10808


Place: New Delhi
Date: 12.08.2024



Shri Sandeep Pondrik, IAS, Secretary, Ministry of Steel visits NMDC Bailadila Iron Ore Mines in Chhattisgarh



NMDC commences Gold Mining Operations at Mount Celia, Australia expanding its Mineral and Geographical Footprint



एनएमडीसी



NMDC

Khanij Bhavan, Masab Tank,
Hyderabad - 500028, INDIA.

Ph: 040 23538713-21