

Texmo/Sec/2020-21/62

October 28, 2020

To, Manager (Listing) National Stock Exchange of India Ltd Exchange Plaza, 5 th Floor Bandra kulra Complex, Bandra (E) Mumbai - 400 051	To, The Corporate Relationship Department Bombay Stock Exchange Ltd, 1 st Floor, New Trading Ring, P.J.Tower, Dalal Street, Mumbai - 400 001
---	--

**Ref: Texmo Pipes and Products Limited (ISIN - INE141K01013), BSE Code - 533164,
NSE Symbol - TEXMOPIPES**

Sub: Outcome of the Board Meeting of the Company held on 28th October, 2020

Dear Sir / Madam,

In terms of Regulation 30 read with Regulation 33 of SEBI (Listing Obligations and Disclosure Requirements) Regulations, 2015, this is to inform you that the Board of Directors of the Company at its Meeting held today on 28th October, 2020 at 02:00 P.M. which Concluded at 07.10 P.M. at the registered office of the Company have considered and approved the following along with other agenda items:-

1. The Board have considered and approved the Un-audited Standalone and Consolidated Financial Results for the quarter and half year ended on 30th September, 2020, pursuant to Regulation 33 of SEBI (Listing Obligations and Disclosure Requirements) Regulations, 2015, we hereby submit the Un-audited Standalone and Consolidated Financial Results for the second quarter and half year ended on 30th September, 2020 along with Limited Review Report.
2. The Board has allotted 28,75,000 (Twenty Eight Lakhs Seventy Five Thousand) Equity Shares of face value of Rs. 10/- (Rupees Ten only) each at a price of Rs.13.90/- (Rupees Thirteen and Ninety paise only) per share including premium of Rs. 3.90/- (Rupees Three and Ninety paise only) per Equity Share, aggregating to Rs. 3,99,62,500/- (Rupees Three Crores Ninety Nine Lakhs Sixty Two Thousand Five Hundred only) to Shri Sanjay Kumar Agrawal and Smt. Rashmi Devi Agrawal, Promoters on preferential basis.

You are requested to kindly take the same on record and oblige.

Thanking you
Yours Faithfully

For Texmo Pipes and Products Limited


Ajay Shrivastava
Company Secretary and Compliance Officer



Encl: As above.

TEXMO PIPES AND PRODUCTS LIMITED

Regd. Office: 98, Bahadarpur Road, Burhanpur (M.P.) 450 331

CIN: L25200MP2008PLC020852

Phone :07325-255122, Fax: 07325-253273 Email: texmopipe@texmopipe.com Website:www.texmopipe.com

STATEMENT OF STANDALONE UNAUDITED FINANCIAL RESULTS FOR THE QUARTER AND HALF YEAR ENDED 30TH SEPTEMBER, 2020

Particulars	Quarter Ended		Half Year Ended		Year Ended
	30.09.2020	30.09.2019	30.06.2020	30.09.2020	
	Unaudited	Unaudited	Unaudited	Unaudited	
I					
Income					
(i) Value of Sales	9,537.71	5,874.63	9,573.93	19,111.63	38,384.11
Less: GST Recovered	-1,407.31	(858.05)	(1,410.60)	-2,817.92	(5,589.55)
Revenue from Operations	8,130.39	5,016.58	8,163.32	16,293.71	32,794.56
Other Income	29.47	35.13	27.63	57.10	130.59
III	8,159.86	5,051.71	8,190.95	16,350.81	32,925.15
IV					
Expenses					
a) Cost of Materials Consumed	6,205.08	3,643.48	5,900.33	12,105.41	23,627.43
b) Purchases of Stock-in-Trade	519.78	336.30	301.93	821.71	2,044.42
c) Changes in Inventories of Finished Goods, Stock-in-Trade and work-in-progress	-666.60	(540.91)	404.79	-261.81	(611.42)
d) Employee Benefits Expenses	354.40	357.34	246.37	600.77	1,511.19
e) Finance Cost	233.90	319.60	243.61	477.51	1,052.17
f) Depreciation and Amortization Expenses	145.44	150.16	152.87	298.31	619.64
g) Other Expenses	1,139.24	732.27	761.64	1,900.88	3,972.33
TOTAL EXPENSES (IV)	7,931.24	4,998.23	8,011.54	15,942.79	32,215.76
V					
Profit / (Loss) before exceptional items and tax (III-IV)	228.62	53.48	179.41	408.02	709.39
VI					
Exceptional Items	-	-	-	-	(93.64)
VII					
Profit / (Loss) before tax (V+VI)	228.62	53.48	179.41	408.02	615.76
VIII					
Tax Expenses Continued Operations					
(a) Current Tax	50.00	15.00	40.00	90.00	154.16
(b) Tax (reversals)/charge for the prior periods	0.00	-	-	0.00	3.96
(c) Deferred Tax	6.27	(1.38)	6.27	12.54	25.08
Total Tax Expenses/(benefit)	56.27	13.62	46.27	102.54	183.20



IX	Profit after tax from operation (VII + VIII)	172.35	39.86	133.14	305.48	169.45	432.56
X	Other Comprehensive Income						
a	Items that will not be reclassified to Profit or Loss						
b	Remeasurements of defined benefit plans	11.07	(0.08)	11.08	22.15	(0.15)	44.30
c	Items that will be reclassified to Profit or Loss						
d	Fair Value Changes in Investments classified through OCI						
XI	Total comprehensive Income for the Period (IX+X)	183.42	39.79	144.22	327.63	169.30	476.86
XII	Paid-up Equity Share Capital (Face Value Rs.10 per share)	2,632.00	2,632.00	2,632.00	2,632.00	2,632.00	2,632.00
XIII	Earning per share (of Rs.10/- each) (not annualized)						
	(a) Basic	0.65	0.15	0.51	1.16	0.64	1.64
	(b) Diluted	0.65	0.15	0.51	1.16	0.64	1.64

1 The above results have been reviewed by the Audit Committee and taken on record by the Board of Directors in its meeting held on 28th October, 2020.

2 The Statutory Auditors of the Company have carried out a Limited Review of the Result for the Quarter ended on 30th September, 2020. The Management has exercised necessary due diligence to ensure that such financial results provide a true & fair view of the affairs of the Company.

3 The Company is primarily engaged in business of plastic products which constitute a single reportable segment in accordance with IND AS 108 "segment reporting."

4 The previous period figures have been regrouped/ reclassified wherever necessary to make them comparable with the current periods figures.

Place : Burhanpur

Date : 28.10.2020

For and on behalf of Board of Director of
For Texmo Pipes and Products Ltd.



Sanjay Kumar Agrawal
Managing Director
DIN 00316249

TEXMO PIPES AND PRODUCTS LIMITED

Regd. Office: 98, Bahadarpur Road, Burhanpur (M.P.) 450 331

CIN: L25200MP2008PLC020852

Phone : 07325-255122, Fax: 07325-253273 Email: texmopipe@texmopipe.com Website: www.texmopipe.com

Statement of Standalone Unaudited Financial Results for the Quarter and Half year ended 30th September, 2020

		(Rs. In Lakhs)	
Particulars		As At 30.09.2020 (Unaudited)	As At 31.03.2020 (Audited)
A	ASSETS		
1	<u>Non-Current Assets</u>		
	(a) Property, Plant and Equipment	11,158.28	11,391.54
	(b) Capital Work-In-Progress	47.63	25.77
	(c) Investment Property	38.44	38.44
	(d) Intangible Assets other than Goodwill	11.11	12.45
	(e) Financial Assets		
	i) Investments	1,162.13	1,162.13
	ii) Loans	604.57	590.18
	(f) Other Non-Current Assets	364.06	343.98
	Total Non-Current Assets	13386.22	13,564.49
2	<u>Current Assets</u>		
	(a) Inventories	6,374.88	7,344.68
	(b) Financial Assets		
	i) Trade Receivables	5,245.10	4,421.08
	ii) Cash and Cash Equivalents	19.28	29.87
	iii) Bank Balances other than cash and cash equivalents	900.68	881.74
	iv) Loans	0.54	0.54
	(c) Other Current Assets	2,908.38	2,329.50
	Total Current Assets	15448.86	15,007.41
	TOTAL ASSETS(1+2)	28835.08	28,571.90





B	<u>EQUITY AND LIABILITIES</u>		
1	<u>EQUITY</u>		
	(a) Equity Share Capital	2,632.00	2,632.00
	(b) Other Equity	13,253.03	12,945.55
	<u>TOTAL EQUITY</u>	15,885.03	15,577.55
C	<u>LIABILITIES</u>		
2	<u>Non-Current Liabilities</u>		
	(a) Financial Liabilities		
	i) Borrowings	896.30	686.65
	(b) Deferred Tax Liabilities (Net)	1,690.83	1,678.29
	(c) Other Non-Current Liabilities	429.78	400.24
	<u>Total Non-Current Liabilities</u>	3016.91	2,765.18
3	<u>Current Liabilities</u>		
	(a) Financial Liabilities		
	i) Borrowings		
	ii) Trade Payables	3,454.33	4,089.69
	- Total Outstanding Dues of Micro & Small Enterp	288.01	116.02
	- Total Outstanding Dues of Others	5,039.42	4,923.44
	iii) Other Financial Liabilities	209.73	218.13
	(b) Other Current Liabilities	602.69	740.15
	(c) Provisions	278.36	132.20
	(d) Current Tax Liabilities (Net)	60.60	9.55
	<u>Total Current Liabilities</u>	9933.15	10,229.16
	<u>TOTAL LIABILITIES (1 + 2)</u>	12950.06	12,994.34
	<u>TOTAL EQUITY AND LIABILITIES (B+C)</u>	28835.08	28,571.90

Note -

1

The above results have been reviewed by the Audit Committee and taken on record by the Board of Directors in its meeting held on 28th October, 2020

2 The Statutory Auditors of the Company have carried out a Limited Review of the Result for the quarter & half year ended on 30th September, 2020. The Management has exercised necessary due diligence to ensure that such financial results provide a true & fair view of the affairs of the Company.

3 The Company is primarily engaged in business of plastic products which constitute a single reportable segment in accordance with IND AS 108 "Segment reporting."

4 The previous year figures have been regrouped/reclassified where ever necessary to make them comparable with the current period figures.

For and on behalf of Board of Director of
For Texmo Pipes and Products Ltd.

Place : Burhanpur
Date : 28.10.2020



Sanjay Kumar Agrawal
Managing Director
DIN 00316249

TEXMO PIPES AND PRODUCTS LIMITED
STANDALONE STATEMENT OF CASH FLOWS FOR THE HALF ENDED 30TH SEPTEMBER, 2020

[₹ in Lakhs]

Sno	Particulars	For the Half Year ended 30th September, 2020		For the Year ended 31st March, 2020	
A.	<u>CASH FLOW FROM OPERATING ACTIVITIES</u>				
	Profit before Tax		408.02		615.76
	<u>Adjustments for :</u>				
	Depreciation and Amortization Expense	298.31		619.64	
	Profit Pertaining to Revaluatin Reserve (reversed)	(4.52)			
	Finance Costs	477.51		1,052.16	
	Exceptional (Gain) / Loss	-		(93.64)	
	Bad Debts	55.00		81.46	
	Prior Period Items	-		0.75	
	Excess Provision Written Back	-		-	
	Provision for Impairment of Debtors	-		(6.46)	
	Interest Income	(39.79)		(116.56)	
	Net Loss/(Gain) on sale of assets	(7.40)		2.34	
	Remeasurement of Defined Benefit Plans	22.15	801.27	44.30	1,584.01
	Operating Profit before Working Capital Changes		1,209.29		2,199.77
	<u>Adjustments for :</u>				
	(Increase)/ Decrease in Inventories	969.79		(973.14)	
	(Increase)/ Decrease in Trade Receivables	(879.02)		1,659.69	
	(Increase)/ Decrease in Other Financial Assets	(18.94)		(55.45)	
	(Increase)/ Decrease in Other Current Assets	(594.52)		249.92	
	Increase/ (Decrease) in Financial Liabilities	287.97		(880.66)	
	Increase/ (Decrease) in Other Current Liabilities	(137.45)		(318.42)	
	Increase/ (Decrease) in Short Term Provisions	146.17	(226.00)	(17.67)	(335.73)
	Cash generated from Operations		983.29		1,864.04
	Direct Taxes Paid (Net)		38.95		146.39
	Net Cash Flow from Operating Activities		944.34		1,717.64
B.	<u>CASH FLOW FROM INVESTING ACTIVITIES</u>				
	Purchase of Property, Plant and Equipment and Intangibles		(85.57)		(737.61)
	Sale/ Disposals of Property, Plant and Equipment		7.40		94.78
	Proceeds from Sale of Investments in Subsidiary/ Associates/ Joint Ventures		-		-
	Movement in Long Term Advances		(14.39)		2.32
	Movement in Deposits		(20.08)		(31.16)
	Interest Received		39.79		116.56
	Net Cash (Used in) Investing Activities		(72.85)		(555.11)



[₹ in Lakhs]

Sno	Particulars	For the Half Year ended 30th September, 2020		For the Year ended 31st March, 2020	
C.	CASH FLOW FROM FINANCING ACTIVITIES				
	Proceeds from issue of Preferential Equity Shares		-		-
	(Repayment)/Proceeds of Long-term Borrowings		209.66		(330.38)
	(Repayment)/Proceeds from Short term Borrowings		(635.35)		236.24
	Proceeds from Long Term Deposits		29.53		49.69
	(Repayment)/Proceeds of Other Current Financial Liabilities		(8.40)		(61.87)
	Finance Costs		(477.51)		(1,052.17)
	Net Cash (Used in) Financing Activities		(882.08)		(1,158.49)
	NET (DECREASE)/ INCREASE IN CASH AND CASH EQUIVALENTS [A+B+C]		(10.60)		4.04
	Cash and cash equivalents at the beginning of the year		29.87		25.83
	Cash and cash equivalents at the end of the year		19.28		29.87
	Components of cash and cash equivalents as at the year end :				
	Balance with Banks in Current Accounts		0.45		0.57
	Cheques, Drafts on Hand		-		-
	Cash on Hand		18.83		29.30
			19.28		29.87

Place : Burhanpur (MP)

Date : 28.10.2020

For and on behalf of Board of Director of
For Texmo Pipes and Products Ltd.

[Signature]
Sanjay Kumar Agrawal
Managing Director
DIN 00316249



Limited Review Report on Unaudited Quarterly and Year-to-date Standalone Financial Results of Texmo Pipes and Products Limited under Regulation 33 of the SEBI (Listing Obligations and Disclosure Requirements) Regulations, 2015


**To the Board of Directors of
Texmo Pipes and Products Limited**

- [1] We have reviewed the accompanying Statement of unaudited standalone financial results of Texmo Pipes and Products Limited ('the Company') for the quarter ended 30 September 2020 and year to date results for the period from 1st April 2020 to 30th September 2020 ('the Statement').
- [2] This Statement, which is the responsibility of the Company's management and approved by the Board of Directors, has been prepared in accordance with the recognition and measurement principles laid down in Indian Accounting Standard 34 "Interim Financial Reporting" ("Ind AS 34"), prescribed under Section 133 of the Companies Act, 2013, and other accounting principles generally accepted in India and in compliance with Regulation 33 of the Listing Regulations. Our responsibility is to issue a report on the Statement based on our review.
- [3] We conducted our review of the Statement in accordance with the Standard on Review Engagements (SRE) 2410 "Review of Interim Financial Information Performed by the Independent Auditor of the Entity" issued by the Institute of Chartered Accountants of India. This Standard requires that we plan and perform the review to obtain moderate assurance as to whether the Statement is free of material misstatement. A review is limited primarily to inquiries of Company personnel and analytical procedures applied to financial data and thus provide less assurance than an audit. We have not performed an audit and accordingly, we do not express an audit opinion.
- [4] Based on our review conducted as above, nothing has come to our attention that causes us to believe that the accompanying Statement, prepared in accordance with the recognition and measurement principles laid down in the applicable Indian Accounting Standards specified under Section 133 of the Companies Act, 2013 as amended, read with relevant rules issued thereunder and other accounting principles generally accepted in India, has not disclosed the information required to be disclosed in terms of Regulation 33 of the SEBI (Listing Obligations and Disclosure Requirements) Regulations, 2015, including the manner in which it is to be disclosed, or that it contains any material misstatement.

For: Anil Kamal Garg & Company

Chartered Accountants

Firm Registration No. 004186C



(Aayush Garg)

Partner

Membership No. 434485

ICAI UDIN: 20434485AAAAEF5026

Indore

October 28th, 2020

TEXMO PIPES AND PRODUCTS LIMITED


Regd. Office: 98, Bahadarpur Road, Burhanpur (M.P.) 450 331

CIN: L25200MP2008PLC020852

Phone : 07325-255122, Fax: 07325-253273 Email: texmopipe@texmopipe.com Website: www.texmopipe.com

STATEMENT OF CONSOLIDATED UNAUDITED FINANCIAL RESULTS FOR THE QUARTER ENDED 30TH SEPTEMBER, 2020
(Rs. In Lakhs)

Sr. No.	Particulars	Quarter Ended		Half Year Ended		Year Ended	
		30.09.2020 Unaudited	30.09.2019 Unaudited	30.06.2020 Unaudited	30.09.2020 Unaudited	30.09.2019 Unaudited	31.03.2020 Audited
i	Income						
	(i) Value of Sales	9,537.71	5,874.63	9,573.93	19,111.63	21,004.62	38,384.11
	Less: GST Recovered	-1,407.31	(858.05)	(1,410.60)	-2,817.92	(3,095.03)	(5,589.55)
	Revenue from Operations	8,130.39	5,016.58	8,163.32	16,293.71	17,909.59	32,794.56
II	Other Income	13.82	35.13	27.63	41.45	61.63	101.62
III	TOTAL INCOME (I+II)	8,144.22	5,051.71	8,190.95	16,335.16	17,971.22	32,896.18
IV	Expenses						
	a) Cost of Materials Consumed	6,205.08	3,643.48	5,900.33	12,105.41	12,989.18	23,627.43
	b) Purchases of Stock-in-Trade	519.78	336.30	301.93	821.71	714.76	2,044.42
	c) Changes in Inventories of Finished Goods, Stock-in-Trade and work-in-progress	-666.60	(540.91)	404.79	-261.81	170.22	(611.42)
	d) Employee Benefits Expenses	354.40	357.34	246.37	600.77	754.81	1,511.19
	e) Finance Cost	233.90	319.60	243.61	477.51	645.51	1,052.17
	f) Depreciation and Amortization Expenses	145.44	150.16	152.87	298.31	301.48	619.64
	g) Other Expenses	1,148.43	732.27	761.64	1,910.07	2,153.59	3,981.51
	TOTAL EXPENSES (IV)	7,940.43	4,998.23	8,011.54	15,951.97	17,729.54	32,224.94
V	Profit / (Loss) before exceptional items and tax (III-IV)	203.79	53.48	179.41	383.19	241.68	671.24
VI	Exceptional Items						(93.64)
VII	Profit / (Loss) before tax (V+VI)	203.79	53.48	179.41	383.19	241.68	577.61
VIII	Tax Expenses Continued Operations						



	(i) Current Tax	50.00	15.00	40.00	90.00	75.00	154.16
	(ii) Short/(Excess) Tax Provision for earlier years	-	-	-	0.00	-	3.96
	(ii) Deferred Tax	6.27	-1.38	6.27	12.54	(2.77)	25.08
	Total Tax Expenses/(benefit) (VIII)	56.27	13.62	46.27	102.54	72.23	183.20
IX	Net Profit/(Loss) for the period from continuing operations (VII - VIII)	147.52	39.86	133.14	280.65	169.45	394.41
X	Profit/(Loss) for the period from discontinued operations						
	Tax Expenses Discontinued Operations						
	(i) Current Tax						
	(ii) Deferred Tax						
	Net Profit/(Loss) for the period from discontinuing operations after tax						
XI	Net Profit/(Loss) for the period from continuing operations (IX+X)	147.52	39.86	133.14	280.65	169.45	394.41
XII	Other Comprehensive Income						
a	Items that will not be reclassified to Profit or Loss						
i	Remeasurements of defined benefit plans	11.08	(0.08)	11.08	22.15	(0.15)	44.30
b	Items that will be reclassified to Profit or Loss	(152.05)			(152.05)		622.61
i	Exchange Difference on Translation of foreign operations						
XIII	Total comprehensive Income for the Period (XI+XII)	6.54	39.78	144.22	150.74	169.30	1,061.32
XIV	Total comprehensive Income attributable to						
	Parent	6.54	39.78	144.22	150.74	169.30	1,061.32
	Non Controlling Interest	-	-	-	-	-	-
XV	Paid-up Equity Share Capital (Face Value Rs.10 per share) [Weighted Average Shares]	2632.00	2632.00	2632.00	2632.00	2632.00	2632.00
XVI	Earning per share (of Rs.10/- each) (not annualized)						
	(a) Basic	0.56	0.15	0.51	1.07	0.64	1.50
	(b) Diluted	0.56	0.15	0.51	1.07	0.64	1.50

Note :-

1

The above results have been reviewed by the Audit Committee and taken on record by the Board of Directors in its meeting held on 28th October, 2020.




- 2 The Statutory Auditors of the Company have carried out a Limited Review of the Result for the Quarter ended on 30th Sept., 2020. The Management has exercised necessary due diligence to ensure that such financial results provide a true & fair view of the affairs of the Company.
- 3 The Company is primarily engaged in business of plastic products which constitute a single reportable segment in accordance with IND AS 108 "Segment reporting."
- 4 Figures of the Quarter ended 31st March, 2020 are the balancing figures between Audited figures in respect of the full financial year and published year to date figures up to the 3rd Quarter of previous financial year. The previous period figures have been regrouped/ reclassified wherever necessary to make them comparable with the current periods figures.

Place : Burhanpur
Date : 28.10.2020

For and on behalf of Board of Director of
For Texmo Pipes and Products Ltd.





Sanjay Kumar Agrawal
Managing Director
DIN 00316249

TEXMO PIPES AND PRODUCTS LIMITED

Regd. Office: 98, Bahadarpur Road, Burhanpur (M.P.) 450 331

CIN: L25200MP2008PLC020852

Phone :07325-255122, Fax: 07325-253273 Email: texmopipe@texmopipe.com Website:www.texmopipe.com

**Statement of Consolidated Unaudited Financial Results for the quarter and half year ended 30th September, 2020
(Rs. In Lakhs)**

	As At 30.09.2020 (Unaudited)	As At 31.03.2020 (Audited)
A		
ASSETS		
1 <u>Non-Current Assets</u>		
(a) Property, Plant and Equipment	11,158.28	11,391.54
(b) Capital Work-In-Progress	47.63	25.77
(c) Investment Property	38.44	38.44
(d) Other Intangible Assets	11.11	12.45
(e) Financial Assets	-	-
i) Investments	4,076.01	4,165.58
ii) Loans	700.77	716.17
(f) Other Non-Current Assets	2,949.96	2,986.70
Total Non-Current Assets	18982.20	19,336.66
2 <u>Current Assets</u>		
(a) Inventories	6,374.88	7,344.68
(b) Financial Assets		
i) Trade Receivables	5,245.10	4,421.08
ii) Cash and Cash Equivalents	19.74	30.33
iii) Bank Balances other than cash and cash equivalents	900.68	881.74
iv) Loans	0.54	0.54
(c) Other Current Assets	2,891.48	2,298.22
Total Current Assets	15432.43	14,976.60
TOTAL ASSETS(1+2)	34414.63	34,313.26



B	<u>EQUITY AND LIABILITIES</u>		
1	<u>EQUITY</u>		
	(a) Equity Share Capital	2,632.00	2,632.00
	(b) Other Equity	18,831.57	18,686.60
	<u>TOTAL EQUITY</u>	21463.57	21,318.60
C	<u>LIABILITIES</u>		
2	<u>Non-Current Liabilities</u>		
	(a) Financial Liabilities		
	i) Borrowings	896.30	686.65
	(b) Deferred Tax Liabilities (Net)	1,690.83	1,678.29
	(c) Other Non-Current Liabilities	429.77	400.25
	<u>Total Non-Current Liabilities</u>	3016.91	2,765.19
3	<u>Current Liabilities</u>		
	(a) Financial Liabilities		
	i) Borrowings	3,454.33	4,089.69
	ii) Trade Payables		
	- Total Outstanding Dues of Micro & Small Enterprise	288.01	116.02
	- Total Outstanding Dues of Others	5,039.42	4,923.44
	iii) Other Financial Liabilities	209.73	218.13
	(b) Other Current Liabilities	603.70	740.46
	(c) Provisions	278.36	132.20
	(d) Current Tax Liabilities (Net)	60.60	9.55
	<u>Total Current Liabilities</u>	9934.15	10,229.49
	<u>TOTAL LIABILITIES (1 + 2)</u>	12951.06	12,994.67
	<u>TOTAL EQUITY AND LIABILITIES (B+C)</u>	34414.63	34,313.26

1 The above results have been reviewed by the Audit Committee and taken on record by the Board of Directors in its meeting held on 28th October, 2020

2 The Statutory Auditors of the Company have carried out a Limited Review of the Result for the quarter & half year ended on 30th September, 2020. The Management has exercised necessary due diligence to ensure that such financial results provide a true & fair view of the affairs of the Company.

3 The Company is primarily engaged in business of plastic products which constitute a single reportable segment in accordance with IND AS 108 "Segment reporting."


4 The previous year figures have been regrouped/reclassified where ever necessary to make them comparable with the current period figures.

Place : Burhanpur

Date : 28.10.2020

For and on behalf of Board of Director of
For Texmo Pipes and Products Ltd.




Sanjay Kumar Agrawal
Managing Director
DIN 00316249

TEXMO PIPES AND PRODUCTS LIMITED
CONSOLIDATED STATEMENT OF CASH FLOWS FOR THE YEAR ENDED 30TH SEPTEMBER, 2020

[₹ in Lakhs]

Sno.	Particulars	For the Year ended 30th September, 2020		For the Year ended 31st March, 2020	
A.	CASH FLOW FROM OPERATING ACTIVITIES				
	Profit before Tax		383.19		577.61
	<u>Adjustments for :</u>				
	Depreciation and Amortization Expense	298.31		619.64	
	Profit Pertaining to Revaluation Reserve (reversed)	(4.52)		-	
	Finance Costs	477.51		1,052.17	
	Exceptional (Gain) / Loss	-		(93.64)	
	Bad Debts	55.00		81.46	
	Prior Period Items	-		0.75	
	Excess Provision Written Back	-		-	
	Provision for Impairment of Debtors	-		(6.46)	
	Interest Income	(24.15)		(87.59)	
	Net Loss/(Gain) on sale of assets	(7.40)		2.34	
	Remeasurement of Defined Benefit Plans	22.15		44.30	
	Exchange Difference on Translation of Financial Statements	(152.05)	664.86	622.61	2,235.58
	Operating Profit before Working Capital Changes		1,048.05		2,813.18
	<u>Adjustments for :</u>				
	(Increase)/ Decrease in Inventories	969.80		(973.14)	
	(Increase)/ Decrease in Trade Receivables	(789.45)		1,330.13	
	(Increase)/ Decrease in Other Financial Assets	(18.94)		(55.45)	
	(Increase)/ Decrease in Other Current Assets	(594.52)		278.89	
	Increase/ (Decrease) in Financial Liabilities	287.97		(880.66)	
	Increase/ (Decrease) in Other Current Liabilities	(136.76)		(325.48)	
	Increase/ (Decrease) in Short Term Provisions	146.17	(135.73)	(17.67)	(643.39)
	Cash generated from Operations		912.32		2,169.79
	Direct Taxes Paid (Net)		38.95		146.39
	Net Cash Flow from Operating Activities		873.37		2,023.39
B.	CASH FLOW FROM INVESTING ACTIVITIES				
	Purchase of Property, Plant and Equipment and Intangibles		(85.57)		(737.61)
	Sale/ Disposals of Property, Plant and Equipment		7.40		94.78
	Proceeds from Sale of Investments in Subsidiary/ Associates/ Joint Ventures		-		-
	Investment in Other Financial Assets		15.40		(59.04)
	Movement in Deposits		36.74		(249.02)
	Interest Received		24.15		87.59
	Net Cash (Used in) Investing Activities		(1.88)		(863.30)



[₹ in Lakhs]

Sno.	Particulars	For the Year ended 30th September, 2020		For the Year ended 31st March, 2020	
C.	CASH FLOW FROM FINANCING ACTIVITIES				
	Proceeds from issue of Preferential Equity Shares		-		-
	(Repayment)/Proceeds of Long-term Borrowings		209.66		(330.38)
	(Repayment)/Proceeds from Short term Borrowings		(635.35)		236.24
	Proceeds from Long Term Deposits		29.53		49.69
	(Repayment)/Proceeds of Other Current Financial Liabilities		(8.40)		(61.87)
	Finance Costs		(477.51)		(1,052.17)
	Increase/(Decrease) in NonControlling Interest		-		-
	Net Cash (Used in) Financing Activities		(882.08)		(1,158.49)
	NET (DECREASE)/ INCREASE IN CASH AND CASH EQUIVALENTS [A+B+C]		(10.59)		1.61
	Cash and cash equivalents at the beginning of the year		30.33		28.72
	Cash and cash equivalents at the end of the year		19.74		30.33
	Components of cash and cash equivalents as at the year end :				
	Balance with Banks in Current Accounts		0.91		0.72
	Cheques, Drafts on Hand		-		-
	Cash on Hand		18.83		29.61
			19.74		30.33

Place :Burhanpur (MP)

Date : 28.10.2020

For and on behalf of Board of Director of
For Texmo Pipes and Products Ltd.

Sanjay Kumar Agrawal
Managing Director
DIN 00316249



Limited Review Report on Unaudited Quarterly and Year-to-date Consolidated Financial Results of Texmo Pipes and Products Limited under Regulation 33 of the SEBI (Listing Obligations and Disclosure Requirements) Regulations, 2015


**To the Board of Directors of
Texmo Pipes and Products Limited**

- [1] We have reviewed the accompanying Statement of unaudited consolidated financial results of Texmo Pipes and Products Limited ("the Parent") and its subsidiary (the Parent and its subsidiary together referred to as "the Group") for the quarter ended 30th September 2020 and year to date results for the period from 1st April 2020 to 30th September 2020 ("the Statement"), being submitted by the Parent pursuant to the requirements of Regulation 33 of the SEBI (Listing Obligations and Disclosure Requirements) Regulations, 2015, as amended ("Listing Regulations").
- [2] This Statement which is the responsibility of the Parent's Management and approved by the Board of Directors, has been prepared in accordance with the recognition and measurement principles laid down in the Indian Accounting Standard 34 "Interim Financial Reporting" ("Ind AS 34"), prescribed under section 133 of the Companies Act, 2013, as amended, read with relevant rules thereunder and other accounting principles generally accepted in India. Our responsibility is to express a conclusion on the Statement based on our review.
- [3] We conducted our review of the Statement in accordance with the Standard on Review Engagements (SRE) 2410 "Review of Interim Financial Information Performed by the Independent Auditor of the Entity" issued by the Institute of Chartered Accountants of India. This Standard requires that we plan and perform the review to obtain moderate assurance as to whether the Statement is free of material misstatement. A review is limited primarily to inquiries of Company personnel and analytical procedures applied to financial data and thus provides less assurance than an audit. We have not performed an audit and accordingly, we do not express an audit opinion.

We also performed procedures in accordance with the circular issued by the SEBI under Regulation 33 (8) of the Listing Regulations, to the extent applicable.

- [4] The Statement includes the results of the following entities:


Name of the Entity	Relationship
Tapti Pipes & Products Ltd. FZE, U.A.E	Wholly Owned Subsidiary



- [5] Based on our review conducted and procedures performed as stated in paragraph 3 above and based on the consideration of the review reports other auditors referred to in paragraph 6 below, nothing has come to our attention that causes us to believe that the accompanying Statement, prepared in accordance with the Indian Accounting Standards as specified under Section 133 of the Act, as amended, read with relevant rules issued there under and other accounting principles generally accepted in India, has not disclosed the information required to be disclosed in terms of Regulation 33 of the SEBI (Listing Obligations and Disclosure Requirements) Regulations, 2015, as amended, including the manner in which it is to be disclosed, or that it contains any material misstatement.
- [6] We did not review the interim financial results of the subsidiary included in the consolidated unaudited financial results, whose interim financial results reflect total revenues of Rs. Nil, total net profit after tax of Rs. Nil and total comprehensive income of Rs. Nil, for the quarter and half year ended 30th September 2020, as considered in the consolidated unaudited financial results. These interim financial results have been reviewed by other auditors whose reports have been furnished to us by the Management and our conclusion on the Statement, in so far as it relates to the amounts and disclosures included in respect of the subsidiary is based solely on the reports of the other auditors and the procedures performed by us as stated in paragraph 3 above. Our conclusion on the statement is not modified in respect of the above matter.
- [7] The subsidiary is located outside India whose financial results and other financial information has been prepared in accordance with accounting principles generally accepted in its country and which has been reviewed by other auditors under its generally accepted auditing standards applicable in the country. The Parent's management has converted the financial results of such subsidiary located outside India from accounting principles generally accepted in their country to accounting principles generally accepted in India. We have audited these conversion adjustments made by the Parent's management. Our conclusion in so far as it relates to the balances and affairs of such subsidiary located outside India is based on the report of other auditors and the conversion adjustments prepared by the management of the Parent and reviewed by us.

Indore
October 28th, 2020

For: Anil Kamal Garg & Company
Chartered Accountants
Firm Registration No. 004186C



(Aayush Garg)
Partner

Membership No. 434485
ICAI UDIN: 20434485AAAAEG7090