



OASIS SECURITIES LTD.

Regd. Off.: Raja Bahadur Compound, Building No.5, 2nd Floor, 43 Tamarind Lane, Fort, Mumbai – 400 001

☎ : 4046 3500 / 01

CIN: L51900MH1986PLC041499

• E-mail : admin@oasiscaps.com

• Website: www.oasiscaps.com

Date: May 28, 2024

The General Manager
BSE Limited
Corporate Service Department
P.J. Towers, Dalal Street, Fort
Mumbai – 400 001

Sub: Outcome of Board Meeting pursuant to Regulation 30 of SEBI (LODR) Regulations, 2015

Scrip Code: 512489

Sir/Madam,

Pursuant to the provisions of Regulation 30 (read with Part A of Schedule III) of SEBI (Listing Obligations and Disclosure Requirements) Regulations, 2015, we hereby inform you that the Board of Directors of the Company at its meeting held today, i.e. on Tuesday, May 28, 2024, inter-alia, considered and unanimously:

1. Approved Audited Financial Results of the Company, for the quarter and year ended March 31, 2024.
2. Adopted the Audited Financial Statements of the Company along with the draft Auditor's Report, for the year ended March 31, 2024

The Board Meeting commenced at 3:30 p.m. and concluded at 4:00 p.m.

Kindly take the above information on record.

Thank you.

For Oasis Securities Limited

**Anil Kumar
Bagri**

Anil Kumar Bagri
Managing Director
DIN: 00014338

Digitally signed by Anil Kumar Bagri
DN: cn=Anil, o=Personal, title=0408,
postalAddress=33338555920967374785CXX2HWCHE,
2.5.4.20=a95baeb78b4ed1622e7060821849ac7596a362cd868
04fc94025538a57f8b, postalCode=400011, st=Maharashtra,
serialNumber=333182006c226074599661198e2232767ac9cab
9262b1d4810306f604643a, cn=Anil Kumar Bagri



OASIS SECURITIES LTD.

Regd. Off.: Raja Bahadur Compound, Building No.5, 2nd Floor, 43 Tamarind Lane, Fort, Mumbai – 400 001

☎ : 4046 3500 / 01

CIN: L51900MH1986PLC041499

• E-mail : admin@oasiscaps.com

• Website: www.oasiscaps.com

AUDITED FINANCIAL RESULTS FOR THE YEAR AND QUARTER ENDED MARCH 31, 2024

Sr.No.	Particulars	Amount (Rs.) in lakhs (except EPS)				
		Quarter Ended			Year Ended	
		31.03.2024 Audited	31.12.2023 Unaudited	31.03.2023 Audited	31.03.2024 Audited	31.03.2023 Audited
(I)	Revenue from operations					
(i)	Interest Income	12.39	12.99	9.95	49.57	39.78
(ii)	Dividend Income	0.42	0.12	0.44	1.48	0.64
(iii)	Net gain on fair value changes	4.40	86.75	36.13	247.69	80.27
	Total Revenue from operations	17.21	99.86	46.52	298.73	120.70
(II)	Other Income	79.75	0.27	0.12	82.51	2.86
(III)	Total Income (I+II)	96.96	100.13	46.64	381.25	123.56
(IV)	Expenses					
(i)	Finance Costs	0.03	0.01	0.00	0.06	9.50
(ii)	Impairment on financial instruments	(0.88)	(1.34)	(22.78)	3.93	1.83
(iii)	Employee Benefits Expenses	100.38	26.57	18.22	164.50	74.04
(iv)	Depreciation, amortization and impairment	1.50	1.67	1.58	6.39	6.51
(v)	Others expenses	6.72	12.33	2.98	28.84	19.91
	Total Expenses (IV)	107.75	39.22	0.00	203.72	111.80
(V)	Profit / (loss) before exceptional items and tax (III-IV)	(10.79)	60.90	46.63	177.53	11.76
(VI)	Exceptional items	-	-	-	-	-
(VII)	Profit/(loss) before tax (V -VI)	(10.79)	60.90	46.63	177.53	11.76
(VIII)	Tax Expense					
(i)	- Current tax	32.37	-	2.39	32.37	2.39
(ii)	- Tax expense relating to prior years	0.00	-	1.68	0.00	47.57
(iii)	- Deferred tax	3.65	-	3.49	3.65	3.49
(IX)	Total outstanding dues of micro enterprises and small enterprises	-	-	-	-	-
(X)	Profit / (loss) for the period from continuing operations (VII-VIII)	(46.81)	60.90	39.08	141.51	(41.68)
(XI)	Profit/(loss) from discontinued operations	-	-	-	-	-
(XII)	Tax Expense of discontinued operations	-	-	-	-	-
(XIII)	Profit/(loss) from discontinued operations (After tax) (X-XI)	-	-	-	-	-
(XIV)	Profit/(loss) for the period (IX+XII)	(46.81)	60.90	39.08	141.51	(41.68)
(XV)	Other Comprehensive Income					
A	(i) Items that will not be reclassified to profit or loss	-	-	-	-	-
	(ii) Income tax relating to items that will not be reclassified to profit or loss	(5.35)	-	8.13	(5.35)	8.13
	Subtotal (A)	(5.35)	-	8.13	(5.35)	8.13
B	(i) Items that will be reclassified to profit or loss	-	-	-	-	-
	(ii) Income tax relating to items that will be reclassified to profit or loss	-	-	-	-	-
	Subtotal (B)	-	-	-	-	-
	Other Comprehensive Income (A + B)	(5.35)	0.00	8.13	(5.35)	8.13
(XVI)	Total Comprehensive Income for the period (XIII+XIV) (Comprising Profit (Loss) and other Comprehensive Income for the period)	(52.16)	60.90	47.21	136.16	(33.55)
(XVII)	Earnings per equity share (for continuing operations)					
	Basic (Rs.)	(2.53)	3.29	2.11	7.65	(2.25)
	Diluted (Rs.)	(2.53)	3.29	2.11	7.65	(2.25)
(XVIII)	Earnings per equity share (for discontinued operations)					
	Basic (Rs.)	-	-	-	-	-
	Diluted (Rs.)	-	-	-	-	-
(XIX)	Earnings per equity share (for continuing and discontinued operations)					
	Basic (Rs.)	(2.53)	3.29	2.11	7.65	(2.25)
	Diluted (Rs.)	(2.53)	3.29	2.11	7.65	(2.25)





OASIS SECURITIES LTD.

Regd. Off.: Raja Bahadur Compound, Building No.5, 2nd Floor, 43 Tamarind Lane, Fort, Mumbai – 400 001

☎ : 4046 3500 / 01

• E-mail : admin@oasiscaps.com

CIN: L51900MH1986PLC041499

• Website: www.oasiscaps.com

Statement of Change in equity for the year ended 31st March, 2024

	Particulars	[Rs. In Lacs]	
		As at 31-03-2024 Audited	As at 31-03-2023 Audited
1	Equity Share Capital		
	Balance at the beginning of the year	185.00	185.00
	Changes in equity share capital during the year	-	-
	Balance at the end of the Year	185.00	185.00
2	Other Equity		
	Reserve & Surplus		
	Capital Reserve		
	Balance at the beginning of the year	0.00	0.00
	Balance at the end of the Year	0.00	0.00
	Security Premium		
	Balance at the beginning of the year	171.00	171.00
	Changes in Security Premium during the year	-	-
	Balance at the end of the Year	171.00	171.00
	General Reserve		
	Balance at the beginning of the year	1.45	1.45
	Balance at the end of the Year	1.45	1.45
	Statutory Reserves under RBI Act(45 IC)		
	Balance at the beginning of the year	289.16	289.16
	Changes in General Reserve during the year	27.23	-
	Balance at the end of the Year	316.39	289.16
	Revaluation Reserve		
	Balance at the beginning of the year	-	-
	Depreciation on Revalued Building	-	-
	Tax effect on above	-	-
	Balance at the end of the Year	-	-
	Retained Earning(Surplus/Deficit)		
	Balance at the beginning of the year	452.46	486.01
	Profit /(Loss) for the year	136.16	(33.55)
	Statutory Reserves under RBI Act (45 IC)	(27.23)	0.00
	Balance at the end of the Year	561.38	452.46
	Total Other Equity	1050.22	914.06





OASIS SECURITIES LTD.

Regd. Off.: Raja Bahadur Compound, Building No.5, 2nd Floor, 43 Tamarind Lane, Fort, Mumbai – 400 001

☎ : 4046 3500 / 01

• E-mail : admin@oasiscaps.com

CIN: L51900MH1986PLC041499

• Website: www.oasiscaps.com

Statement of Assets and Liabilities as per Regulation 33(3)(f) of SEBI LODR 2015 :

Standalone Statement of Assets and Liabilities :		[Rs. In Lacs]	
		As at 31-03-2024	As at 31-03-2023
Particulars		Audited	Audited
ASSETS :			
1 Non-current assets:			
	(a) Property, Plant and Equipment	25.10	30.46
	(b) Financial Assets	-	-
	(i) Investments	-	-
	(ii) Trade receivables	46.34	122.87
	(iii) Loans & Advance	-	-
	(c) Deferred tax assets (net)	0.59	4.24
	(d) Other non-current assets	0.30	1.08
	Total Non-Current Assets	72.33	158.65
2 Current assets			
	(a) Inventories	-	-
	(b) Financial Assets	-	-
	(i) Investments	777.52	629.04
	(ii) Trade receivables	-	-
	(iii) Cash and cash equivalents	30.78	1.48
	(iv) Bank balances other than (iii) above	-	-
	(v) Loans & Advance	376.38	322.04
	(vi) Others (Prepaid Expenses)	0.09	0.09
	(c) Current Tax Assets (Net)	-	13.45
	(d) Other current assets	0.00	0.00
	Total Current Assets	1184.78	966.10
	Total Assets	1,257.10	1124.75
EQUITY AND LIABILITIES :			
Equity			
	(a) Equity Share capital	185.00	185.00
	(b) Other Equity	1050.22	914.06
1 Liabilities			
Non-current liabilities			
	(a) Financial Liabilities	-	-
	(i) Borrowings	-	-
	(ii) Trade payables	-	-
	(iii) Other financial liabilities (other than those specified in item (b), to be specified)	17.57	1.71
	(b) Provisions	0.97	15.40
	(c) Deferred tax liabilities (Net)	-	-
	(d) Other non-current liabilities	-	-
	Total Non Current Liabilities	18.54	17.12
2 Current liabilities			
	(a) Financial Liabilities	-	-
	(i) Borrowings	-	-
	(ii) Trade payables	-	-
	(iii) Other financial liabilities (other than those specified in item (c))	2.12	8.57
	(b) Other current liabilities	-	-
	(c) Provisions	-	-
	(d) Current Tax Liabilities (Net)	1.22	-
	Total Current Liabilities	3.34	8.57
	Total Equity and Liabilities	1,257.10	1124.75





OASIS SECURITIES LTD.

Regd. Off.: Raja Bahadur Compound, Building No.5, 2nd Floor, 43 Tamarind Lane, Fort, Mumbai – 400 001

☎ : 4046 3500 / 01

CIN: L51900MH1986PLC041499


• E-mail : admin@oasiscaps.com


• Website: www.oasiscaps.com

Notes:

- 1) The above audited Financial Results for the year and quarter ended March 31, 2024 have been reviewed by the Audit Committee and approved by the Board of Directors at their meeting held on May 28, 2024 in terms of Regulation 33 of SEBI (LODR) Regulations, 2015.
- 2) The Statutory Auditors have carried out "Limited Review / Audit" of the financial results for the Quarter ended March 31, 2024.
- 3) The Company is currently engaged in NBFC activities and has only one segment.
- 4) Figures of the previous quarter have been regrouped, wherever necessary, to conform to the current quarter's presentation.

For and on behalf of the Board of Directors of
OASIS SECURITIES LIMITED


Anil Kumar Bagri
Managing Director
(DIN: 00014338)



Place: Mumbai
Date: 28.05.2024



OASIS SECURITIES LTD.

Regd. Off.: Raja Bahadur Compound, Building No.5, 2nd Floor, 43 Tamarind Lane, Fort, Mumbai – 400 001

☎ : 4046 3500 / 01

CIN: L51900MH1986PLC041499

• E-mail : admin@oasiscaps.com

• Website: www.oasiscaps.com

Cash flow statement for the year ended 31st March 2024 (Currency: Indian Rupees)

Particulars	For year ended 31st March 2024	For year ended 31st March 2023
Cash flow from operating activities		
Profit/ (loss) before tax	1,77,52,978	11,76,350
Adjustments for:		
Depreciation Expense	6,38,745	6,51,273
Finance Costs	6,388	9,50,101
Interest Income	(52,58,331)	(42,64,728)
Dividend Income	(1,47,740)	(64,125)
Employee Benefits	1,64,49,777	74,03,896
Impairment on financial instruments	3,92,587	1,83,489
Remeasurement gains/(losses) on defined benefit plans	(5,35,114)	8,12,907
Net (gain)/loss on financial instruments at fair value	(2,47,68,732)	(80,27,245)
	45,30,559	(11,78,082)
Cash inflow from interest on loans & deposits	52,58,331	42,64,728
Cash inflow from dividend	1,47,740	64,125
Cash outflow towards employee benefits	(1,64,49,777)	(74,03,896)
Cash outflow towards finance cost	(6,388)	(9,50,101)
Cash generated from operation before working capital changes	(65,19,535)	(52,03,226)
Changes in operating assets and liabilities		
(Increase)/ decrease in other receivables	76,52,838	33,78,09,032
(Increase)/ decrease in loans	(58,26,466)	(30,17,083)
(Increase)/ decrease in other Financial Assets	-	-
(Increase)/ decrease in other non financial Assets	5,697	65,815
Decrease in other payables	(6,44,236)	(31,35,64,256)
Decrease in provisions	(14,43,228)	(13,05,607)
Decrease in other non financial liabilities	15,85,585	(9,30,100)
Cash generated from operations	(51,89,346)	1,38,54,575
Tax Expenses / Deferred Tax	(16,98,287)	20,62,855
Net cash flow from / (used in) operating activities (A)	(68,87,633)	1,59,17,430
Cash flow from investing activities		
Purchase of property, plant and equipment	(1,02,094)	(24,087)
Proceeds from sale of property, plant and equipment	-	500
Purchase of investments measured at FVTPL	(93,29,41,587)	(81,12,28,813)
Proceeds from sale of investments measured at FVTPL	94,28,61,619	79,02,62,283
Proceeds from sale of investments measured at cost	-	-
Interest received on investments measured at FVTPL	-	-
Net cash flow from / (used in) investing activities (B)	98,17,938	(2,09,90,117)
Cash flow from financing activities		
Proceeds from issue of shares	-	-
Proceeds from Other Equity	-	-
Proceeds from Borrowings	-	-
Repayment of borrowings	-	-
Net cash flow from / (used in) financing activities (C)	-	-
Net increase/ (decrease) in cash and cash equivalents (A+B+C)	29,30,305	(50,72,687)
Cash and cash equivalents at the beginning of the year	1,47,705	52,20,392
Cash and cash equivalents at the end of the year	30,78,010	1,47,705
Net increase/ (decrease) in cash and cash equivalents	29,30,305	(50,72,687)

The above Cash flow statement has been prepared under the indirect method as set out in the IndAS 7 - "Statement of Cash Flows" as notified under Companies (Accounts) Rules, 2015.

The Previous GAAP figures have been reclassified to confirm to IndAS presentation requirement for the purpose of this note.

For and on behalf of the Board of Directors of
Oasis Securities Limited

Anil Kumar Bagri
Managing Director (DIN: 00014338)





Registered Address : 9R/13th Floor, Navjivan Commercial Premises, Dr. Dadasaheb Bhadkamkar Marg, Mumbai - 400 008. India.
Correspondence Address : 403, Radhe Vallabh CHS Ltd., Modi Chambers, Near French Bridge, Opera House, Mumbai - 400 004. India.
Landline : 022 4354 4435 E-mail : info@avarolkar.com Web : www.avarolkar.com

Independent Auditor's Report on the Quarterly and Year to Date Audited Standalone Financial Results of the Company Pursuant to the Regulation 33 of the SEBI (Listing Obligations and Disclosure Requirements) Regulations, 2015, as amended

To

The Board of Directors of Oasis Securities Limited

Report on the Audit of Standalone Financial Results

Opinion

We have audited the accompanying standalone financial results of Oasis Securities Limited ("the Company") for the quarter ended 31st March 2024 and the year-to-date results for the period from 1st April, 2023 to 31st March, 2024, attached herewith, being submitted by the Company pursuant to the requirement of Regulation 33 of the SEBI (Listing Obligations and Disclosure Requirements) Regulations, 2015, as amended ("Listing Regulations").

In our opinion and to the best of our information and according to the explanations given to us the Statement:

- are presented in accordance with the requirements of Regulation 33 of the Listing Regulations in this regard; and
- give a true and fair view in conformity with the recognition and measurement principles laid down in the applicable Indian Accounting Standards (Ind AS) and other accounting principles generally accepted in India of the net profit and other comprehensive income and other financial information for the quarter ended 31st March, 2024 as well as the year to date results for the period from 1st April, 2023 to 31st March, 2024.

Basis for Opinion

We conducted our audit in accordance with the Standards on Auditing (SAs) specified under section 143(10) of the Companies Act, 2013 (the Act). Our responsibilities under those Standards are further described in the 'Auditor's Responsibilities for the Audit of the Standalone Financial Results' section of our report. We are independent of the Company in accordance with the Code of Ethics issued by the Institute of Chartered Accountants of India together with the ethical requirements that are relevant to our audit of the financial results under the provisions of the Companies Act, 2013 and the Rules thereunder, and we have fulfilled our





other ethical responsibilities in accordance with these requirements and the Code of Ethics. We believe that the audit evidence we have obtained is sufficient and appropriate to provide a basis for our opinion.

Management's Responsibilities for the Standalone Financial Results


The Statement has been prepared on the basis of the annual standalone financial statements for the year ended 31st March, 2024. The Company's Board of Directors are responsible for the preparation and presentation of these standalone financial results that give a true and fair view of the net profit and other comprehensive income and other financial information in accordance with the Indian Accounting Standards (Ind AS) prescribed under Section 133 of the Act read with relevant rules issued thereunder and other accounting principles generally accepted in India and in compliance with Regulation 33 of the Listing Regulations. This responsibility also includes maintenance of adequate accounting records in accordance with the provisions of the Act for safeguarding of the assets of the Company and for preventing and detecting frauds and other irregularities; selection and application of appropriate accounting policies; making judgments and estimates that are reasonable and prudent; and design, implementation and maintenance of adequate internal financial controls that were operating effectively for ensuring the accuracy and completeness of the accounting records, relevant to the preparation and presentation of the standalone financial results that give a true and fair view and are free from material misstatement, whether due to fraud or error.

In preparing the Statement, the Board of Directors are responsible for assessing the Company's ability to continue as a going concern, disclosing, as applicable, matters related to going concern and using the going concern basis of accounting unless the Board of Directors either intends to liquidate the Company or to cease operations, or has no realistic alternative but to do so.

The Board of Directors are also responsible for overseeing the Company's financial reporting process.

Auditor's Responsibilities for the Audit of the Standalone Financial Results

Our objectives are to obtain reasonable assurance about whether the Statement as a whole are free from material misstatement, whether due to fraud or error, and to issue an auditor's report that includes our opinion. Reasonable assurance is a high level of assurance but is not a guarantee that an audit conducted in accordance with SAs will always detect a material misstatement when it exists. Misstatements can arise from fraud or error and are considered material if, individually or in aggregate, they could reasonably be expected to influence the economic decisions of users taken on the basis of these standalone financial results.






As part of an audit in accordance with SAs, we exercise professional judgment and maintain professional skepticism throughout the audit. We also:

- Identify and assess the risks of material misstatement of the Statement, whether due to fraud or error, design and perform audit procedures responsive to those risks, and obtain audit evidence that is sufficient and appropriate to provide a basis for our opinion. The risk of not detecting a material misstatement resulting from fraud is higher than for one resulting from error, as fraud may involve collusion, forgery, intentional omissions, misrepresentations, or the override of internal control.
- Obtain an understanding of internal control relevant to the audit in order to design audit procedures that are appropriate in the circumstances. Under Section 143(3) (i) of the Act, we are also responsible for expressing our opinion whether the company has adequate internal financial controls with reference to standalone financial statements in place and the operating effectiveness of such controls.
- Evaluate the appropriateness of accounting policies used and the reasonableness of accounting estimates and related disclosures made by the Board of Directors.
- Conclude on the appropriateness of the Board of Directors' use of the going concern basis of accounting and, based on the audit evidence obtained, whether a material uncertainty exists related to events or conditions that may cast significant doubt on the Company's ability to continue as a going concern. If we conclude that a material uncertainty exists, we are required to draw attention in our auditor's report to the related disclosures in the financial results or, if such disclosures are inadequate, to modify our opinion. Our conclusions are based on the audit evidence obtained up to the date of our auditor's report. However, future events or conditions may cause the Company to cease to continue as a going concern.
- Evaluate the overall presentation, structure and content of the standalone financial results, including the disclosures, and whether the financial results represent the underlying transactions and events in a manner that achieves fair presentation.

We communicate with those charged with governance regarding, among other matters, the planned scope and timing of the audit and significant audit findings, including any significant deficiencies in internal control that we identify during our audit.

We also provide those charged with governance with a statement that we have complied with relevant ethical requirements regarding independence, and to communicate with them all relationships and other matters that may reasonably be thought to bear on our independence, and where applicable, related safeguards.





a.v. aROLKAR & CO.

Chartered Accountants


Other Matters

The Statement includes the results for the quarter ended 31st March, 2024 being the balancing figure between the audited figures in respect of the full financial year ended 31st March, 2024 and the published un-audited year to date figures up to the third quarter of the current financial year, which were subjected to a limited review by us, as required under the Listing Regulations.

For A. V. AROLKAR & CO.

Chartered Accountants

Firm Registration No: 100542 W



Abhay Vasant Arolkar

Partner

Membership No.:032453

UDIN: 24032453BKAZCP4549

Place : Mumbai

Date : May 28, 2024