

Yash Management & Satellite Ltd.

24th October 2019

The Manager,
Listing Department,
BSE Limited
Phiroze Jeejeebhoy Towers,
Dalal Street, Mumbai- 400001

Script Code: 511601

Sub: Board Meeting Outcome - Unaudited Financial Results for the quarter and half year ended September 30, 2019

Dear Sir/Madam,

The Board of Directors of the Company at its meeting held on October 24, 2019 has approved the Unaudited Financial Results for the quarter and half year ended September 30, 2019. Pursuant to Regulation 33 of the SEBI (Listing Obligation and Disclosure Requirements) Regulations, 2015, we are enclosing copy of the said Unaudited Financial Results for the quarter and half year ended September 30, 2019 along with Statement of Assets & Liabilities and the Limited Review Report issued by the Statutory Auditors of the Company.



The Meeting of the Board of Director commenced at 03.00 p.m. and concluded at 3:30 p.m.

Kindly take the above on your records.

Thanking You,

Yours faithfully,

For Yash Management & Satellite Limited

Hema Bose

CFO & Compliance Officer



**JAIN & TRIVEDI
CHARTERED ACCOUNTANTS**

319/321, NARSHI NATHA STREET, 2/4 MODI CHAMBERS, MASJID, MUMBAI:-400-009
Phone no:-23424814/23429107 email:-ca@jaintrivedi.com/cajaintrivedi@gmail.com

Dilip L. Jain
B. Com. LL.B. C.S. FCA

Nimesh P. Jain
B. Com. LL.B. ACA

Satish C. Trivedi
B.Com. LL.B. FCA

Certificate No. 52/2019

Limited Review Report
Review report to the board of director of
YASH MANAGEMENT AND SATELLITE LIMITED


We have reviewed the accompanying statement of standalone unaudited financial results ("the statement") of Yash Management & Satellite Limited ("the Company") for the Quarter ended on September 30, 2019 being submitted by the company under Regulation 33 of SEBI (Listing Obligations and Disclosure Requirements) Regulations, 2015 this statement, which is the responsibility of the Company's Management and has been approved by the Board of Directors, has been prepared in accordance with recognition and measurement principles laid down in the Indian Accounting Standard 34 "Interim Financial Reporting" as Prescribed under section 133 of the companies Act 2013 read with relevant rules issued there under and other accounting principles generally accepted in India Our responsibility is to issue a report on these financial statements based on our review.


We conducted our review of the Statement in accordance with the Standard on Review Engagements (SRE) 2410 "Review of Interim Financial Information Performed by the Independent Auditor of the Entity", issued by the Institute of Chartered Accountants of India.

This standard requires that we plan and perform the review to obtain moderate assurance as to whether the financial statements are free of material misstatement. A review is limited primarily to inquiries of company personnel and analytical procedures applied to financial data and thus provides less assurance than an audit. We have not performed an audit and accordingly, we do not express an audit opinion.

Based on our review conducted as above, nothing has come to our attention that causes us to believe that the accompanying statement of unaudited financial results prepared in accordance with applicable accounting standards and other recognized accounting practices and policies has not disclosed the information required to be disclosed in terms of Regulation 33 of the SEBI (Listing Obligations and Disclosure Requirements) Regulations, 2015 including the manner in which it is to be disclosed, or that it contains any material misstatement.

For M/s. Jain & Trivedi
Chartered Accountants
(Firm Registration No. 113496W)




NIMESH P. JAIN
PARTNER
M.No.148097

Date: 23-10-2019
Place:-Mumbai.

UDIN NO. 19148097AAAADK2477

Yash Management & Satellite Ltd.

Statement of Unaudited Financial Results for the Quarter and Six Month ended 30th September 2019

(Rs.in Lakhs)

Sr. No	Particulars	Quarter ended			Half Year ended		Year ended
		30th September 2019	30th June 2019	30th September 2018	30th September 2019	30th September 2018	31st March 2019
		(Unaudited)	(Unaudited)	(Unaudited)	(Unaudited)	(Unaudited)	(Audited)
I	Revenue from operation	0.25	0.25	0.25	0.50	35.43	37.64
II	Other income	20.94	22.12	23.30	43.06	42.34	92.48
III	Total Income(I + II)	21.19	22.37	23.55	43.56	77.77	130.12
IV	Expenses						
a	Cost of Material Consumed	-	-	-	-	-	-
b	Purchase of Stock- in- trade	-	-	-	-	-	(7.43)
c	Changes in inventories of Finished Goods	(1.43)	0.19	0.39	(1.24)	31.44	30.89
d	Work-in-progress and Stock-in-Trade	-	-	-	-	-	-
e	Employees Benefit Expense	6.75	7.18	7.15	13.93	14.37	30.54
f	Finance Cost	4.71	3.82	2.12	8.53	4.17	9.16
g	Depreciation and amortisation expense	2.97	2.90	2.92	5.87	5.80	11.58
h	Other Expenses	21.77	20.34	9.23	42.11	24.35	42.75
	Total Expenses	34.77	34.43	21.81	69.20	80.13	117.49
V	Profit/(loss) before exceptional and tax (III ± IV)	(13.58)	(12.06)	1.74	(25.64)	(2.36)	12.63
VI	Exceptional Items	-	-	-	-	-	1.17
VII	Net Profit before tax (V ± VI)	(13.58)	(12.06)	1.74	(25.64)	(2.36)	13.80
VIII	Tax Expenses						
a	Current tax	2.67	-	-	2.67	-	1.69
b	Deferred tax	-	-	-	-	-	(1.69)
IX	Profit (Loss) for the period (VII ± VIII)	(16.25)	(12.06)	1.74	(28.31)	(2.36)	13.80
X	Other Comprehensive Income						
	Items that will not be reclassified to profit or loss						
	Change in fair value of FVOCI equity instruments	(169.65)	(0.84)	(29.82)	(170.49)	(68.40)	80.74
XI	Total Comprehensive Income for the period	(185.90)	(12.90)	(28.08)	(198.80)	(70.76)	94.54
XII	Paid-up equity share capital (Face Value of Rs. 10 Each)	1,700.00	1,700.00	1,700.00	1,700.00	1,700.00	1,700.00
XIII	Reserve excluding Revaluation Reserve						539.97
XIV	Earnings per equity share						
1)	Basic	(1.09)	(0.25)	(0.17)	(1.17)	(0.42)	0.56
2)	Diluted	(1.09)	(0.25)	(0.17)	(1.17)	(0.42)	0.56

Notes :

- 1 The above financial results have been reviewed by the Audit Committee and approved by the Board of Directors at the meeting held on 24th October, 2019
- 2 The Financials have been prepared in accordance with principles laid down in the Ind AS 34 'Interim Financial Reporting' prescribed under section 133 of the Companies Act, 2013 read with the relevant rules issued thereunder.
- 3 The Company is engaged primarily in the business of Trading and there is no separate reportable segment as per Ind AS 108 dealing with Segment Reporting.
- 4 Previous year / quarters figures has been regroup / rearranged wherever necessary.
- 5 The above financial results are available at www.bseindia.com and www.yashmanagement.in

Place: Mumbai
Date: 24th October, 2019

For Yash Management & Satellite Ltd.

Anurag Gupta
Managing Director
DIN:00398458



Yash Management & Satellite Ltd.

STATEMENT OF ASSETS & LIABILITIES AS ON 30TH SEPTEMBER, 2019

(Rs. in Lakhs)

	30th September 2019	31st March 2019
A ASSETS		
1 Non - Current Assets		
(a) Property, Plant and Equipment	67.44	72.24
(b) Capital work -in-process	365.09	365.10
(c) Investment Property	132.93	132.93
(d) Financial Assets		
(i) Investments	466.53	574.86
(ii) Bank Balance	181.00	759.30
(e) Defered tax Assets (Net)	16.71	16.71
(e) Other Non Current assets	3.96	3.96
Sub-total-Non Current Assets	1,233.66	1,925.10
2 Current Assets		
(a) Inventories	9.10	7.86
(b) Fianancial Assets		
(i) Trade Receivables	16.30	65.72
(ii) Cash and cash equivalents	525.55	202.64
(iii) Bank balance other than(ii) above	253.82	56.03
(c) Current Tax Assets (Net)	7.63	8.62
(iv) Other Current Assets	39.99	11.44
Sub-total-Current Assets	852.39	352.31
TOTAL-ASSETS	2,086.05	2,277.41
B EQUITY AND LIABILITIES		
1 Equity		
(a) Equity Share Capital	1,700.00	1,700.00
(b) Other Equity	341.15	539.97
Sub-Total equity	2,041.15	2,239.97
2 Liabilites		
Non Current Liabilities		
(a) Financial Liabilities		
(i) Borrowings	22.33	27.00
Sub-total-Non Current Liabilities	22.33	27.00
Current Liabilities		
(a) Financial Liabilities		
(i) Borrowings	8.19	-
(ii) Trade payables	5.00	-
(iii) Other financial liabilities	9.16	8.80
(b) Other current liabilities	0.22	1.64
(c) Provisions (Net of Advance Tax)	-	-
Sub-total-Current Liabilities	22.57	10.44
TOTAL- EQUITY AND LIABILITIES	2,086.05	2,277.41

Previous period's figures have been regrouped wherever necessary to make them comparable.

Place : Mumbai
Date : 24th October, 2019

