





24th
ANNUAL
REPORT
2019



KRANTI GROUP

3SE SME
EXPERIENCE THE NEW

KRANTI GROUP



FOUNDER



Late Shri. Subhash Kundanmal Vora
(1955 – 2011)

“Work hard with H onesty &
Commitment, Growth will follow”





CONTENTS



Sr. No.	Description	
01	Company Profile	7
02	Corporate Information	19
03	In Conversation with Chairman	21
04	Our Management	23
05	Financial Momentum	25
06	Notice of 24th Annual General Meeting.....	27
07	Directors' Report.....	35
	Annexure I – MGT-9	55
	Annexure II – AOC-2	61
	Annexure III – Management Discussion and Analysis	63
	Annexure IV – Disclosure Under section 197 of Act	71
08	Certificate - Corporate Governance.....	73
09	Secretarial Audit Report Form No MR-3	75
10	Shareholders' Information.....	79
11	CFO Certification.....	83
12	Audited Standalone Financial Statements along with Audit report	87
13	Audited Consolidated Financial Statements along with Audit report	131
14	MGT -11 (Proxy Form)	173
15	Attendance Slip	175



COMPANY PROFILE

Established in 1981, KRANTI INDUSTRIES LTD. is a leading precision machining company with presence in Auto ancillary and allied sectors. Company founded by **Late Shri Subhash Vora**, started its activity of Job Work for Diesel Engine parts with a small centre lathe. Slowly and steadily, the company's concrete endeavours drove it to be a distinct precision machined component supplier offering Oil Engine & Tractor Components, and serving industries including Construction, Electric Vehicle, etc. Today, the Company has pulled in world renowned machining centres like Multi Axis Machining Centres, CNC Turning, Vertical Turret Lathes, Horizontal Machining Centres and Vertical Machining Centres.

Prior to the incorporation of the Company, our Founder and Chief Promoter **Late Shri. Subhash Vora** was conducting the business through the erstwhile partnership firm namely **M/s Kranti Industries**. In the year 2001 our Company became a partner of the M/s Kranti Industries. Subsequently in the financial year 2002-2003, our Company took over the running business including all the assets and liabilities of the firm as on March 31, 2002. Our Company initially catered to the tractor industry in the automotive sector with major dependency on very few customers. Further, with a view to expand our business and undertake additional orders, our Company acquired majority stake in **"Wonder Precision Private Limited"** in the year 2013 and it became our subsidiary. Our Subsidiary is engaged in the business of machining of precision machined components primarily for Automotive Industry and is located at Plot No. J- 63, Bhosari, MIDC, Pune, Maharashtra.

With close to four decades of experience in precision machining, currently KRANTI has successfully placed the cornerstones of three units across Pune and a joint venture at Rajkot. Starting as a small machining unit, the Company has expanded its horizons to around 7,000 Sq. Mtrs. backed by state-of-art infrastructure. The Company stands tall in being a single source supplier to most of the world-renowned OEMs in its respective industries.

The initial struggle and new-age business strategies has inspired company to get listed on the **SME** platform of **BSE LTD** on **28th February 2019**. As a result of our efforts over the years, our manufacturing units have received **ISO 9001:2008** certification from Kiwa Cermet Italia and **IATF 16949:2016** from **CERMET, Italia**.

Today, '**KRANTI**' is all about **"Revolution"** and so was the belief of the

Founder & Chief Promoter – Late Shri Subhash Vora. He had a vision to revolutionize every aspect of the business space, thereby showcasing the perfect example of an ideal business philosophy. He was a seasoned entrepreneur who had grit to convert every challenge into an opportunity and deliver quality solutions. His exemplary expertise in the field of machining played a pivotal role in giving him an extra edge over the competitors. He has always been a visionary with an inspiration to many, who stated and believed in the words.

After the sad demise of **Subhash Vora** in 2011, the dynamic duo of (his sons) **Sachin Vora – Managing Director** and **Sumit Vora – Whole-Time Director** took the charge of Company affairs and quickly grasped the nuances to the new-age technology, thereby boosting the business operations and driving **KRANTI** to reach the zenith. They have inherited the business acumen, discipline, ambitions from their late father. Their combined efforts and expertise in machining are successfully empowering the Company to withstand the market complexities.

The Company has reached the epitome of success by embracing tech-enabled advancements and consistent upgradation. These ahead-of-time investments have paved the pathway for KRANTI Industries to unlock newer opportunities and surpass every challenge with utmost excellence. Living by 'Time is Money', the Company dedicatedly meets the customer requirements and provides them with quality deliverables on-time. Building long-lasting relationships



with the customers is strictly followed under KRANTI's roof. Since initial days, the Company is focusing on rolling out customer-centric solutions by:

- State of Art Machining Facility
- Appropriate HR policies to Train & Sustain Team Members
- Respecting Brand Image & continuous efforts to further increase the Bench-Mark
- Developing & Strengthening Relationship with all stakeholders
- Optimum utilization of all Resources
- Continuing to expand and increase production capacity with latest Technology
- Continuing to improve operational efficiencies
- Focusing on consistently meeting the quality standards

The Company have a full-fledged ERP system since last 8 years. Looking ahead of future company have already taking steps in Industry 4.0 and have started online OEE and production monitoring system on some machines and have plans to implement this full-fledged across all the production lines in coming years. The Company have also Implemented Online & Realtime MIS reports, so the business KPI's are monitored well.



AWARDS & ACCOLADES



Begin Up Industry Excellence Awards & Conference 2018 honored

Performance Appreciation Award, Oerlikon, 2018



CERTIFICATE

Quality Management System Certificate
IATF 16949:2016

We certify that the Quality Management System of the Organization:
Kranti Industries Ltd.
is in compliance with the standard IATF 16949:2016 for the following products/services:
Manufacture and Supply of Precision Machined Components through the processes of Precision Machining, Boring, Drilling and Assembly.

Chief Operating Officer
Gyanendra Bajaj

(Signature)

Kranti Industries Ltd.
Certified Site (Main Manufacturing Site)
Plot No. 3052501, 7th Floor, Pragnya, 1st Mile, 411002 Pune, Maharashtra - India

Extended Manufacturing Site
Wonder Precision Pvt Ltd
JABC, M.I.D.C. Shikrapur, 411028 Pune, Maharashtra - India

Featured as Leading SME's of India 2018

Kaushik Wani, Managing Director
Sunil Wani, Director

What has been the success recipe of Kranti Industries?

Since Industries Ltd was established in 2001 by Late Mahesh Wani in the initial period up to 2005, we were doing job-work for various OEMs and had a fleet of conventional machines. The automation, grinding, thread rolling machines. From 2005 onwards after a thoughtful process we decided to invest our activities in precision and precision-machining facilities like 2 Axis, 3 Axis & 5 Axis CNC Machine and Machining Centers like VMC and HMC. This required a huge investment and it was really a challenge for the entrepreneur like us. However, the good vision of our founder and support from our stakeholders helped us in adopting the new technology with the technology we could take up precision machining strategies for variety of products from Tooling Manufacturers, Aerospace Companies, Top 1 Auto and so on.

Adoption of new and latest technology with a disciplined financial and operational planning is key to our success.

What kind of products and solutions does the company offer?



We do the manufacturing of precision-machined components for automotive industry, the precision-machining solutions for Space Industry, Passenger Cars,



PRODUCT PROFILE

Our products are preferred in the most reputed and demanding automobiles





MANUFACTURING FACILITIES

Your Company have two units located in Pirangut Pune, Maharashtra and are equipped with various machines and suitable infrastructure and quality control setup to handle the product portfolio. The manufacturing process provides us with the flexibility of manufacturing any part of our products at a short notice and delivered within a short lead time. Both the units are located just opposite to each other thereby increasing the flexibility and reducing the overheads and costs. In these two units there are 43 production machines installed. We have a wide range of CNC turning centre, Vertical Machining centre (VMC), Vertical Turret Lathe (VTL) Horizontal Machining Centre (HMC) and Multi-Axis Hi-tech Machines from the globally renowned manufacturers.

INFRASTRUCTURE & FACILITIES

- 5-Axis turn mill machining centers
- Inverted vertical 5-axis with auto pick-n-Place station
- Turning centers
- Vertical Machining centers
- 5- axis horizontal machining centers
- Horizontal Machining centers
- Co-ordinate measuring machines
- Vertical turret lathes





KRANTI
INDUSTRIES PVT. LTD.

KRANTI
INDUSTRIES PVT. LTD.

CUSTOMER PROFILE

Our customer list includes reputed OEM's and Tier 1 Suppliers from Automotive Industry engaged in market segment of Tractors, Agriculture Equipment, Construction Machinery, Commercial Vehicles, Passenger Car, 2 Wheelers and Electric Vehicle. Other than these we also serve industries like Medical Implants, Pneumatic Tools, Alternate Energy etc.

We offer Solutions to:





CORPORATE INFORMATION

REGISTERED OFFICE & WORKS

■ KRANTI INDUSTRIES LIMITED

At Gat No 267/B/1, At Post Pirangut, Taluka- Mulshi ,
District- Pune -412 115 CIN : U29299PN1995PLC095016
SCRIPT: 542459 ISIN: INE911T01010 LISTED ON : BSE - SME
OFFICE NO.: 020- 66755676 EMAIL ID: investor@krantiindustries.com

■ WONDER PRECISION PRIVATE LIMITED (SUBSIDIARY COMPANY)

At J-63, Midc Bhosari Pune- 411026.

■ KRANTI SFCI PRIVATE LIMITED (ASSOCIATE COMPANY)

At Plot No. 104A, GIDC, BAMANBORE,
Surendranagar, Gujarat, India, 360003

BOARD OF DIRECTORS & KMP

Indubala Subhash Vora

Non-Executive Director

Sachin Subhash Vora

Chairman & Managing Director

Sumit Subhash Vora

Whole Time Director

Prakash Vasant Kamat

Non Executive & Independent Director

Shashikant Vishnupant Bugde

Non Executive & Independent Director

Pramod Vinayak Apshankar

Non Executive & Independent Director

Sheela Kailash Dhawale

Chief Financial Officer

Bhavesh Subhash Selarka

Compliance officer & Company Secretary

ANNUAL GENERAL MEETING

Day & Date : Friday, 23rd August 2019, at 03.00 PM

Venue : Manohar Mangal Karyalay
(Manohar Banquets) 31/1, Mehendale
Garage, Gulawani Maharaj Road,
Erandwane, Pune - 411004

ASSOCIATES

STATUTORY AUDITOR

M/S A D V & ASSOCIATES
Mumbai

SECRETARIAL AUDITOR

M/S H. J. PATEL & CO.
Pune

FINANCIAL CONSULTANTS

DILIP DESHPANDE
CA SIDDHARTH BOGAWAT

REGISTRAR AND TRANSFER AGENT

M/S SHAREX DYNAMIC (INDIA)
PRIVATE LIMITED
Mumbai

BANKERS

HDFC Bank Limited

BOOK CLOSURE

**17th August 2019 to
23rd August 2019**

Cut off Date (for e-voting)

16th August 2019

E-Voting : 20th August 2019 to 22nd
August 2019 (10.00 AM to 05.00 PM)



IN CONVERSATION WITH CHAIRMAN



Dear Shareowners,

It gives me immense pleasure to share with you an update on performance of your Company for the F.Y. 2018-19 and I welcome you all for the 24th Annual General meeting of the KRANTI INDUSTRIES LIMITED. This was the transformative year for your company as the company got Listed on SME Platform of Bombay Stock Exchange on 28th Feb 2019.

In the financial year under review your company has seen growth in all aspects be it revenue or profit. We have grown as a company. Your company has taken several pre-emptive measures at various operational levels to ensure sustainable reduction in the cost of production with increased level of efficiency and output.


Hence in nutshell I would like to Congratulate all the stakeholders, on the excellent performance of your company in terms of overall growth in F.Y. 2018-19. It reinforces in my mind the continued pleasure in serving as the Chairman & Managing Director of this company.

With the investment in equity shares of M/s KRANTI SFCI PVT. LTD. by acquiring 30% stake in this company, making it our associate company. Your company has extended its footprint in Rajkot (Gujarat).

Further, I would like to mention that the Company is in the process of increasing its production capacity, and therefore the company has acquired Land admeasuring 3837.50 Sq mtrs situated at Gat No 1121 to 1123/1126 to 1129, Plot No 4, Pirangut, Tal. Mulshi, Dist Pune 412115 as per the decision made by the Board of Directors in meeting dated 20th March 2019. We are in process of setting up Manufacturing unit at the above location. In addition to this, the company has increased the production capacity by adding new machines in Q1 of FY 2019-20 in existing manufacturing units.

We intend to build on this base, we have set for ourselves and embark on our growth journey with the view of maximising every opportunity. At the same time we are building our capabilities by fine tuning our processes to improve overall ability to deliver on our promises.

Our historic success would not have been possible without the unstinted support and co-operation of all and on behalf of the Board I would like to place my deep sense of gratitude towards all stakeholders.



Next couple of years are going to be challenging for the automotive industry due to the introduction of new-age regulations. Stringent pollution norms and fuel efficiency improvement will surely transform the traditional business practices. Being on a reasonably well-placed position, the Company is committed to help all its present and potential customers with exquisite products and services, with the same vigour as always it had been. We believe that the automotive industry is flooded with a plethora of opportunities and challenges complementing each other.

The management will continue to push for operating results and we will continue to work towards realizing your dreams and aspirations of generating better returns on the capital employed.

Thank you for the trust reposed in us and for being invested in KRANTI INDUSTRIES LIMITED.

**With warm Regards,
For and on Behalf of Board of Directors
KRANTI INDUSTRIES LIMITED**

Sd/-

**Sachin Vora
DIN: 02002468
(Chairman & Managing Director)
Date : July 26, 2019**

OUR MANAGEMENT



Mrs. Indubala Subhash Vora has been on the Board from the inception of the Company and She is Promoter of the Company. Currently, she holds the position of **Non-Executive Director** of the Company. And have more than two decades of experience in business. She acts as support for smooth functioning of the Organization. Her varied experience helps organization to work unitedly towards the Vision & Mission of the Organization.



Mr. Sachin Subhash Vora is a **Chairman & Managing Director** of the Company. He has completed his Bachelor of Engineering in Industrial Electronic from Pune University. He is the Promoter and Managing Director of our Company having more than 15 years of experience in the auto components industry. He has vast experience in the industry particularly in Planning, Finance, Production and Quality. He is involved in identifying, developing and directing the implementation of business strategy. He oversees the cost and general accounting, accounts receivables/collection and payroll and risk management. He also guide for taking financial decisions by establishing, monitoring, and enforcing the policies and procedures. Mr Sachin Vora brings a strong leadership skill in the management of the Company which leads to the better management and achieving desired goals and objective.



Mr. Sumit Subhash Vora is the **Whole Time Director** of our Company having more than 15 years of experience in auto components industry. He is diploma in Mechanical Engineering from Maharashtra State Board of Technical Education in the year 2002. He is responsible for looking after the business administration, Develop and Implement strategic plans to increase efficiency and effectiveness within a business & organization and ensure smooth functioning of business. Specialised in Leading Team, Drive for Continuous Improvement in each function / department for increasing the profitability of the business. Involved in Planning, Budgets, reviewing expenses, Cutting manufacturing costs, monitoring inventory, human resources, and looking for new ways to increase profitability. Develop & Execute long-term Business Strategies, Growth Plan, Marketing Strategies, Guide all the Support Functions for other departments such as human resources. Researching and implementing new directives for business growth and prosperity Monitoring employee productivity. Developing and implementing guidelines for employee evaluations, recruitment and promotion



Mr. Prakash Vasant Kamat is the **Non-Executive Independent Director** of our Company having diversified experience of more than 4 decades in the field of engineering, technology and supply chain operations. He has completed his bachelor's in engineering (Mechanical) from Bombay University in 1973 and a Diploma in Operation Management from Bombay University in 1985. He presently provides consultancy services to SME companies for strategic sourcing, supply chain management and development of parts and improvements in the manufacturing operations. He also provides guest lectures in Management and Engineering Institutes in operations management & supply- chain management.

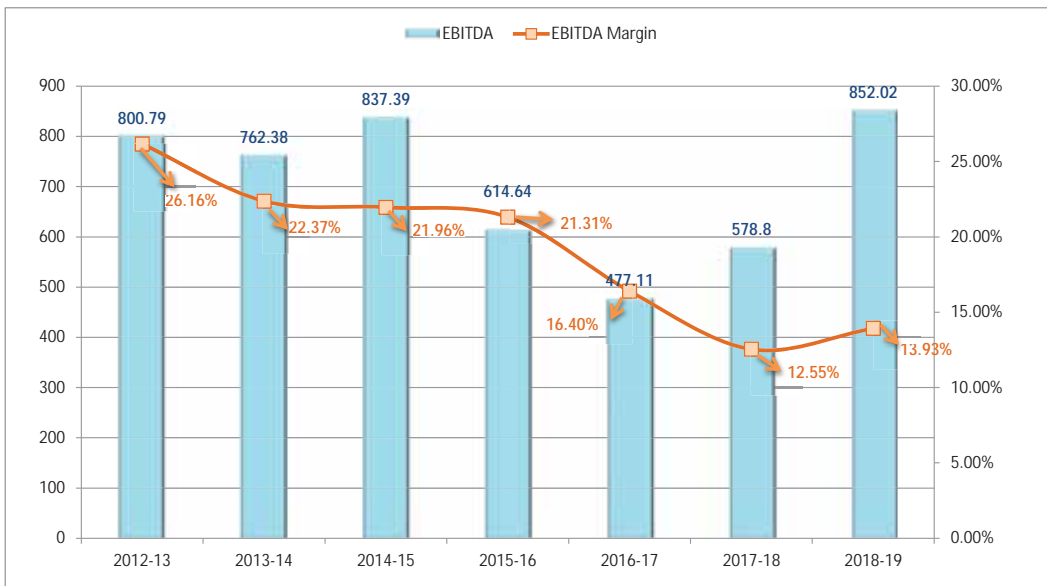
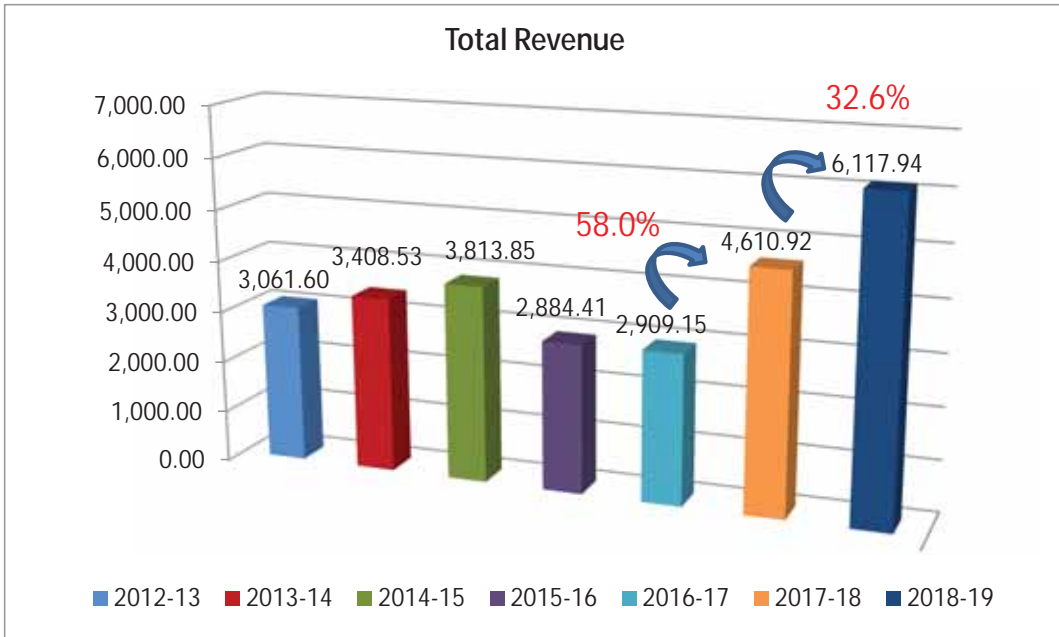


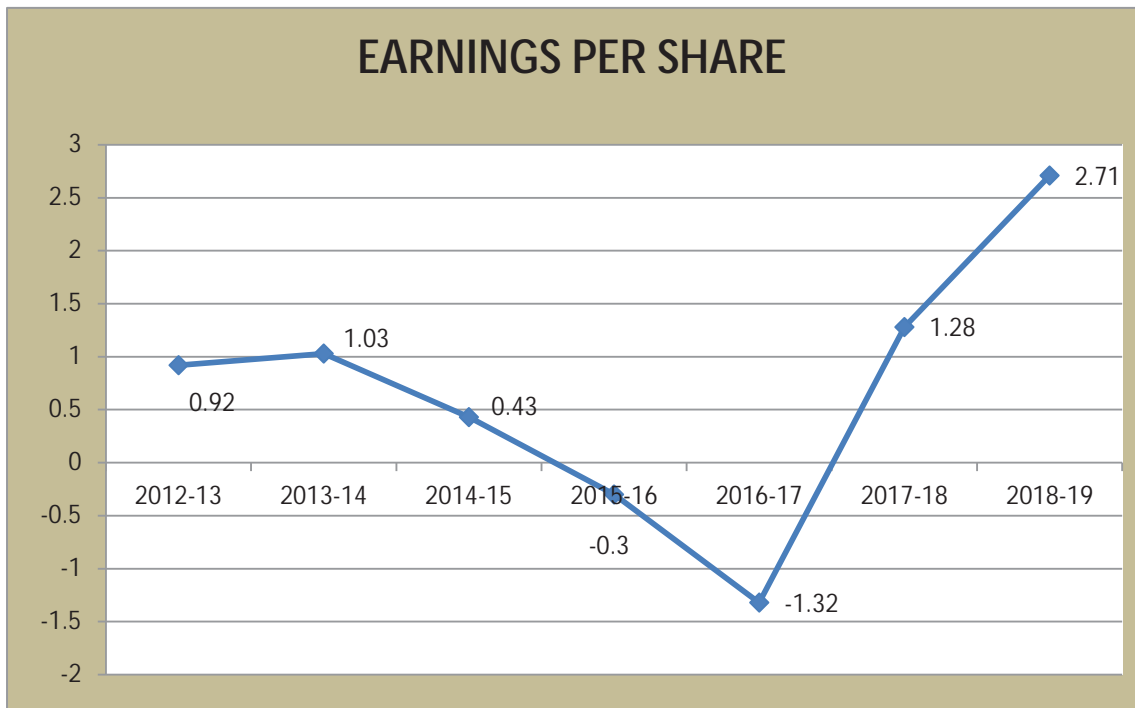
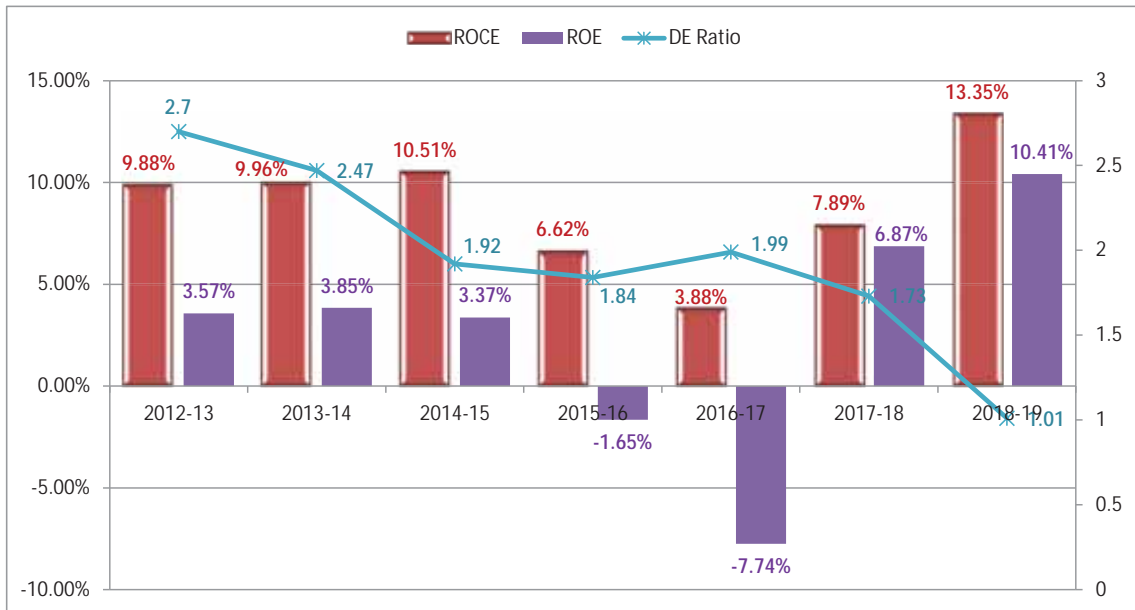
Mr. Shashikant Vishnupant Bugde, is the **Non-Executive Independent Director** of our Company. He has experience of more than 4 decades in the field of finance and banking. He has completed his G.D.C & A. He was in the past associated with Cosmos Bank and was appointed as the Managing Director of Cosmos Bank in 1980 and continued as the Managing Director until 2010. He was instrumental behind the growth of Cosmos Bank.



Mr. Pramod Vinayak Apshankar, is the **Non-Executive Independent Director** of our Company, Chairman of the Stakeholders Committee and Nomination and Remuneration Committee with more than 4 decades of experience in manufacturing sector. He has completed his bachelor's in engineering (Mechanical) from Nagpur University in the year of 1975. He was in the past associated with Kirloskar Oil Engines. Presently, he is the Managing Director of Stud Craft (India) Pvt. Ltd. which deals in manufacturing weld studs and other engineering items.

FINANCIAL MOMENTUM





NOTICE

Notice is hereby given that the **24th Annual General Meeting** of the **KRANTI INDUSTRIES LIMITED** will be held on **Friday, the 23rd day of August, 2019 at 03:00 P.M.** at **Manohar Mangal Karyalay (Manohar Banquets) 31/1, Mehendale Garage, Gulawani Maharaj Road, Erandwane, Pune – 411004** to transact the following business:

ORDINARY BUSINESS:

1. To receive, consider and adopt

- a. The Audited Financial Statement of the Company for the Financial Year ended **March 31, 2019** together with the Reports of Board of Directors and Auditors thereon.
- b. The Audited Consolidated Financial Statement of the Company for the Financial Year ended March 31, 2019 together with Auditors Report thereon.

2. To appoint a Director in place of **Mrs. Indubala Vora, (DIN 02018226)** who retires by rotation and being eligible, offers herself for re-appointment.

3. To appoint an Auditor and to fix their remuneration:

To consider and thought fit, to pass with or without the modification(s), the following resolution as an **Ordinary Resolution:**

“RESOLVED THAT pursuant to the provisions of section 139, 142, 143 and other applicable provisions of the Companies Act, 2013, if any, read with Companies (Audit and Auditor) Rules, 2014, including any statutory enactment or modification(s) thereof, **M/s. A D V AND ASSOCIATES, Chartered Accountants having (Firm Registration No.: 128045W)** be and is hereby appointed as Statutory Auditors of the Company for the period of 5 Financial Years starting FY **2019-20**, who shall hold the office from the conclusion of this Annual General Meeting till the conclusion of the Annual General Meeting of the Company to be held in year 2024 at such remuneration as may be mutually agreed between the Board of Directors and above named Auditors.”

By order of the Board of Directors
KRANTI INDUSTRIES LIMITED

Sd/-

SACHIN SUBHASH VORA
CHAIRMAN & MANAGING DIRECTOR
(DIN: 02002468)

DATE: July 26, 2019

PLACE: PUNE

NOTES

1. A MEMBER ENTITLED TO ATTEND AND VOTE AT THE MEETING IS ENTITLED TO APPOINT A PROXY/ PROXIES TO ATTEND AND VOTE INSTEAD OF HIM /HERSELF. SUCH A PROXY/ PROXIES NEED NOT BE A MEMBER OF THE COMPANY. A person can act as proxy on behalf of members not exceeding fifty (50) members and holding in the aggregate not more than ten (10) percent of the total share capital of the Company carrying voting rights. A member holding more than ten (10) percent of the total share capital of the Company carrying voting rights may appoint a single person only as a proxy and such person shall not act as proxy for other shareholder.
2. The instrument of Proxy in order to be effective, should be deposited at the Registered Office of the Company, duly completed and signed, not less than 48 hours before the commencement of the meeting. A Proxy form is sent herewith.
3. The Register of Members and the Share Transfer Books of the Company will remain closed from, Saturday, 17th August, 2019 to Friday, 23rd August, 2019 (both days inclusive) for the purpose of Annual General Meeting of the Company for the financial year ended on March 31, 2019.
4. Members may also note that the Notice of the 24th Annual General Meeting and the Annual Report for financial year 2018-19 will also be available on the Company's website for their download. The physical copies of the aforesaid documents will also be available at the Registered Office of the Company for inspection during normal business hours on working days. Even after registering for e-communication, members are entitled to receive such communication in physical form, upon making a request for the same, by post free of cost.
5. Corporate Members are requested to send to the company, at its Registered Office a duly certified copy of the Board Resolution Authorizing their representative to attend and vote at the Annual General Meeting.
6. In case of Joint Holders attending the meeting, only such joint holder who is higher in the order of names will be entitled to vote.
7. There is no special business during the year therefore Explanatory

statement need not be annexed to this notice as required under section 102 of the Companies Act, 2013.

8. Members holding shares in dematerialized mode are requested to intimate all changes pertaining to their bank details, ECS mandates, Nominations, Power of Attorney, Change of Address/name etc. to their Depository Participant only and not to the Company or Company's Registrar and Transfer Agent. Changes intimated to the Depository Participant will then be automatically reflected in the Company's records which will help the Company and the Registrar & Transfer Agent to provide efficient service to the members.
9. Members desiring any relevant information on the accounts at the Annual General Meeting are requested to write to the Company well in advance to ensure that such requests reach the Company at least seven days before the date of the Annual General Meeting, so as to enable the Company to keep the information ready.
10. Relevant documents and registers will be available for inspection by the members at the registered office of the Company on the date of AGM.
11. As per Securities and Exchange Board of India (SEBI) notification, submission of Permanent Account Number (PAN) is compulsorily required for participating in the securities market, deletion of name of deceased shareholder or transmission/ transposition of shares. Members holding shares in dematerialized mode are requested to submit PAN details to their Depository Participant, whereas Members holding shares in physical form are requested to submit the PAN details to the Company's Registrar & Transfer Agent.
12. **Remote e-VOTING:**
In compliance with provisions of Section 108 of the Companies Act, 2013 and Rule 20 of the Companies (Management and Administration) Rules, 2014 as amended from time to time, and Regulation 44 of the SEBI Listing Regulations, the Company is pleased to provide members the facility to exercise their right to vote at the Annual General Meeting (AGM) by electronic means and the business may be transacted through e-Voting Services provided by **Link Intime India Pvt. Ltd. (LI IPL)**

During the e-voting period, members of the Company, holding shares either in physical form or dematerialized form, as on the Cut-Off Date of 16th August 2019, may cast their vote electronically. The e-Voting period for the Members who hold shares as on cut-off date commences on Tuesday 20th August, 2019 (10:00 AM) and ends on Thursday 22nd August, 2019 (5:00 pm). The e-voting module shall be disabled by Instavote-Linkintime for voting thereafter

The instructions for shareholders voting electronically are as under:

- (i) The voting period begins on Tuesday 20th August, 2019 (10:00 am) and ends on Thursday 22nd August, 2019 (5:00 pm).
- (ii) Visit the e-Voting system of LI IPL. Open web browser by typing the following URL: <https://instavote.linkintime.co.in>
- (iii) Click on "Login" tab, available under 'Shareholders' section.
- (iv) Enter your User ID, password and image verification code (CAPTCHA) as shown on the screen and click on "SUBMIT".
- (v) Your User ID details are given below
 - a. Shareholders holding shares in demat Demat account with NSDL :
Your User ID is 8 Character DP ID followed by 8 Digit Client ID.
 - b. Shareholders holding shares in demat Demat account with CDSL:
Your User ID is 16 Digit Beneficiary ID.
 - c. Shareholders holding shares in Physical Form (i.e. Share Certificate):
Your User ID is Event No. + Folio Number registered with the Company. (Event No. of the company is 190135)
- (vi) Your Password details are given below :
If you are using e-Voting system of LI IPL : <https://instavote.linkintime.co.in> for the first time or if you are holding shares in physical form, you need to follow the steps given below :
Click on "Sign Up" tab available under 'Shareholders' section, register your details and set the password of your choice and confirm (The password should contain minimum 8 characters, at least one special character, at least one numeral, at least one alphabet and at least one capital letter).

	For Shareholders holding shares in Demat Form or Physical Form
PAN	Enter your 10 digit alpha-numeric PAN issued by Income Tax Department (applicable for both demat Demat shareholders as well as physical shareholders). <ul style="list-style-type: none"> • Members who have not updated their PAN with Depository Participant or in the Company record are requested to use the sequence number which is printed on Ballot Form / Attendance Slip indicated in the PAN Field.
DOB/ DOI	Enter the DOB (Date of Birth)/ DOI as recorded with Depository Participant or in the Company record for the said demat account or folio number in dd/mm/yyyy format.
Bank Account Number	Enter the Bank Account Number as recorded in your demat account or in the Company records for the said demat account or folio number. <ul style="list-style-type: none"> • Please enter the DOB/ DOI or Bank Account Number in order to register. If the above mentioned details are not recorded with the Depository Participants or Company, please enter Folio number in the Bank Account number field as mentioned in instruction (iv-c).

If you are holding shares in demat form and had registered on to e-Voting system of LIPL: <https://instavote.linkintime.co.in>, and/or voted on an earlier voting of any Company then you can use your existing password to login.

If Shareholders holding shares in Demat Form or Physical Form have forgotten password:

Enter User ID, select Mode and Enter Image Verification code (CAPTCHA). Click on "SUBMIT".

In case shareholder is having valid email address, Password will be sent to the shareholders registered e-mail address. Else, shareholder can set the password of his/her choice by providing the information about the particulars of the Security Question & Answer, PAN, DOB/ DOI, Dividend Bank Details etc. and confirm. (The password should contain minimum 8 characters, at least one special character, at least one numeral, at least one alphabet and at least one capital letter)

NOTE : The password is to be used by demat shareholders for voting on the resolutions placed by the Company in which they are a shareholder and

eligible to vote, provided that the Company opts for e-Voting platform of LI IPL.

For shareholders holding shares in physical form, the details can be used only for voting on the resolutions contained in this Notice.

It is strongly recommended not to share your password with any other person and take utmost care to keep your password confidential.

Cast your vote electronically

- i. After successful login, you will be able to see the notification for e-voting on the home page of INSTA Vote. Select/ View "Event No." of the Company, you choose to vote.
- ii. On the Voting page, you will see "Resolution Description" and against the same the option "Favour/ Against" for Voting. Cast your vote by selecting appropriate option i.e. Favour / Against as desired. Enter the number of shares (which represents no. of votes) as on the cut-off date under 'Favour / Against'. You may also choose the option 'Abstain' and the shares held will not be counted under 'Favour / Against'.
- iii. If you wish to view the entire Resolution details, click on the 'View Resolutions' File Link.
- iv. After selecting the appropriate option i.e. Favour / Against as desired and you have decided to vote, click on "SUBMIT". A confirmation box will be displayed. If you wish to confirm your vote, click on "YES", else to change your vote, click on "NO" and accordingly modify your vote.
- v. Once you confirm your vote on the resolution, you will not be allowed to modify or change your vote subsequently.
- vi. You can also take the printout of the votes cast by you by clicking on "Print" option on the Voting page.
- vii. Institutional shareholders (i.e. other than Individuals, HUF, NRI etc.) and Custodian are required to log on to e-Voting system of LI IPL: <https://instavote.linkintime.co.in> and register themselves as 'Custodian / Mutual Fund / Corporate Body'.

They are also required to upload a scanned certified true copy of the board resolution / authority letter / power of attorney, etc. together with attested specimen signature of the duly authorised representative(s) in PDF format in the 'Custodian / Mutual Fund / Corporate Body' login for the Scrutinizer to verify the same.

- viii. During the voting period, shareholders can login any number of time till they have voted on the resolution(s) for a particular "Event".
- ix. Shareholders holding multiple folios/demat account shall choose the voting process separately for each of the folios/demat account.
- x. In case the shareholders have any queries or issues regarding e-Voting, please refer the Frequently Asked Questions ("FAQs") and Instavote e-Voting manual available at <https://instavote.linkintime.co.in>, under Help section or write an email to enotices@linkintime.co.in or Call us :- Tel : 022 - 49186000.

Mr. Siddharth Bogawat, Chartered Accountant (ICAI Membership No. 134134) has been appointed by the Board of Directors of the Company as Scrutinizer for scrutinizing the remote e-voting process as well as voting through poll paper at the Meeting, in a fair and transparent manner.

The Scrutinizer shall, immediately after the conclusion of voting at the Annual General Meeting, first count the votes cast at the Meeting, thereafter unblock the votes cast through remote e-voting, in the presence of at least two (2) witnesses not in the employment of the Company and make, not later than 48 hours from the conclusion of the meeting, a consolidated Scrutinizer's Report of the total votes cast in favour or against the resolutions, invalid votes, if any and whether the Resolution(s) has/have been carried or not, to the Chairman or a person authorised by him in writing who shall counter sign the same.

The results declared along with the Scrutinizer's Report shall be placed on the Company's website <https://www.krantiindustries.com> immediately after the result is declared. The Company shall simultaneously forward the results to BSE Limited, where the securities of the Company are listed.

Subject to the receipt of requisite number of votes, the Resolutions shall be deemed to be passed on the date of the AGM, i.e. 23rd August 23, 2019.

By order of the Board of Directors
KRANTI INDUSTRIES LIMITED

Sd/-
SACHIN SUBHASH VORA
CHAIRMAN & MANAGING DIRECTOR
(DIN: 02002468)

DATE: July 26, 2019
PLACE: PUNE

REVOLUTION

IN ACCURACY

Since 1981...

driven by perfection

DIRECTORS' REPORT

TO,
**THE SHAREOWNERS,
 KRANTI INDUSTRIES LIMITED.**

Your Directors have pleasure in presenting the 24th Annual Report and audited standalone and consolidated financial accounts for the year ended on March 31, 2019.

1. FINANCIAL RESULTS:

The financial performance of the Company for the year ended on March 31, 2019 is summarized below:

(In Rs)

Particulars	Standalone		Consolidated	
	31.03.2019	31.03.2018	31.03.2019	31.03.2018
Revenue Operations	57,88,11,086.86	40,10,16,460.75	6070,00,910.11	45,99,57,948.03
Other Income	44,77,270.69	9,32,594.85	47,93,099.73	7,08,326.92
Total Revenue	58,32,88,357.55	42,19,75,460.08	6117,94,009.84	46,10,92,084.93
Cost of Material Consumed	32,89,88,709.46	2183,67,718.54	335063603.68	23,5768011.52
Manufacturing and Operating Expenses	9,18,33,609.63	29,47,24,620.61	955,38,595.22	83724315.18
Employee Benefits expenses	6,69,18,324.46	5,93,42,437.45	758,96,191.68	6,76,57,135.79
Sales, administration and Other Expenses	1,82,40,192.58	1,40,38,706.21	200,94,260.50	1,60,63,936.14
Finance Cost	2,15,69,844.61	2,02,29,179.88	238,58,945.64	2,19,52,371.36
Depreciation and amortization expenses	2,65,64,333.97	2,53,05,157.85	307,66,065.94	2,98,62,875.04
Total Expenditure	55,41,15,014.71	41,35,99,609.00	5812,17,662.66	45,50,28,645.03
Profit/(Loss) Before Tax	29,17,3342.84	83,75,851.08	305,76,347.18	60,63,439.90
Less: Taxes				
(a) Current Tax	53,04,958.29	63,453.00	53,04,958.29	63,453.00
(b) Deferred Tax	36,23,167.00	(27,50,542)	40,74,328.15	(29,33,148.24)
(c) Tax expenses relating to prior years	0.00	54,929.00	0.00	54,929.00
Profit for the year B/F Minority Interest	0.00	83,75,851.08	211,97,060.74	88,78,206.14
Minority Interest	0.00	-	(28,555.30)	(63,894.15)
Profit/(Loss) After Tax Carried to Balance sheet	2,02,45,217.55	1,10,08,011.08	211,12,986.44	89,42,100.29

2. RESULTS OF OPERATIONS AND THE STATE OF COMPANY'S AFFAIRS:

REVENUE-Standalone

During the year under review, your company registered a total revenue from operations on a standalone basis at `5832.88 Lakh as compared to `4219.75 Lakh in the previous year. Earnings before interest, tax, depreciation and amortization on standalone basis stood at `772.76 Lakh as compared to `539.10 Lakh in the previous year.

REVENUE-Consolidated

During the year under review, your company registered a total revenue from operations on a consolidated basis at `6117.94 Lakh Crores as compared to `4610.92 Lakh in the previous year.

PROFIT/LOSS-Standalone

During the year under review, Company's profit after tax on standalone basis stood at `202.45 Lakh as compared of `110.08 Lakh in the previous year. This was possible due to proper utilization of resources, procurement, planning and good demand in the market.

PROFIT/LOSS -Consolidated

During the year under review, Company's net profit after tax stood at `211.12 Lakh, as compared to `89.42 Lakh in the previous year on consolidated basis. During the financial year under review, management gave immense focus upon the capacity utilization, predictive maintenance, new part development etc, which resulted into improvement in machine performance and adding more value to business.

During the financial year under review, there is no change in the nature of business of the Company.

Your Board of Directors would like to inform that as on March 31, 2019 there is a Subsidiary Company named as 'WONDER PRECISION PVT. LTD' (Pune) whose financial performances are detailed in this report. Also, the company is having an Associate Company named as 'KRANTI SFCI PVT. LTD.' (Rajkot) whose necessary information is mentioned in this report.

3. DIVIDEND:

Your Directors has not recommended any dividend for the current financial year.

4. TRANSFER TO RESERVES:

Being a profit, during the year, the Company has transferred amount to Reserve & Surplus Account.

5. CAPITAL STRUCTURE OF THE COMPANY

During the financial year under review, the Authorized Share Capital of the Company was Rs.10,00,00,000/- (Rupees Ten Crores only), and the Issued, Subscribed and Paid-up Share Capital of the Company stood at ` 8,80,20,000/- (Rupees Eight Crore Eighty Lacs and Twenty Thousand only) divided into 88,02,000 shares of Rs 10 each.

During the period under review, the company has issued shares through Initial Public Offering of 23,19,000 equity shares of face value of ` 10 each, at an offer price of ` 37.00 per equity share for cash, aggregating ` 858.03 Lakh ("public offer") comprising of a fresh issue of 17,52,000 equity shares aggregating up to ` 648.24 Lakh ("fresh issue") and an offer for sale of 5,67,000 equity shares by Mrs. Basanti Vora (the "promoter group selling shareholder") aggregating to ` 209.79 Lakh ("offer for sale").

Apart from above, there was no change in the capital structure of the Company.

6. DETAILS OF SUBSIDIARIES & ASSOCIATE:

The Company is having a Subsidiary and Associate Companies whose details are given below:

Name of the Entity	Nature	Date on becoming a subsidiary/associate	Date of cessation of subsidiary
WONDER PRECISION PRIVATE LIMITED	Subsidiary	March 31, 2013	NA
KRANTI SFCI PRIVATE LIMITED	Associate	December 17,2018	NA

7. REPORT ON PERFORMANCE AND FINANCIAL POSITION OF SUBSIDIARY COMPANY:

Name of the Subsidiary	WONDER PRECISION PRIVATE LIMITED
Date	March 31, 2013
Percentage of Capital held by the Company	97 %
Reporting period of subsidiary	March 31, 2019
Authorised share capital	` 1,00,000/-
Paid-up share capital	` 1,00,000/-
Turnover	` 3,07,27,951.29
Profit/Loss Before Tax (PBT)	` 14,03,004.34
Less: Taxes:	
(a) Current Tax	-
(b) Deferred Tax	` 4,51,161.15
Profit After Tax (PAT)	` 9,51,843.19
Report on performance	'WONDER PRECISION PRIVATE LIMITED' (Subsidiary Company) has performed good in respect of turnover. With this, the company has managed to book marginal Profit after tax to Rs. 9.51 Lac. The Board takes a serious note on the same and taking remedial action to reduce the overall cost, thereby increasing the profits in coming years

8. REPORT ON PERFORMANCE AND FINANCIAL POSITION OF ASSOCIATE COMPANY:

Name of the Associates	KRANTI SFCI PRIVATE LIMITED
Date	December 17, 2018
Percentage of Capital held by the Company	30%
Reporting period of Associates	March 31, 2019
Authorised share capital	` 50,00,000/-
Paid-up share capital	` 50,00,000/-
Turnover	` 1,41,105.00
Profit/Loss Before Tax (PBT)	` -3,14,429.51
Less: Taxes:	
(a) Current Tax	-
(b) Deferred Tax	` 1,29,358.91
Profit After Tax (PAT)	` -1,85,070.60
Report on performance	KRANTI SFCI PRIVATE LIMITED was incorporated on December 17, 2018, hence this is the first year of the company financial, the company started its operations on March 11, 2019

9. DIRECTORS AND KEY MANAGERIAL PERSONNEL:

BOARD OF DIRECTORS: During the year, following Directors are acting on the Board of Company:

Sr No	Name of the Directors	DIN	Designation
1	Indubala Subhash Vora	02018226	Non-Executive Director
2	Sachin Subhash Vora	02002468	Chairman & Managing Director
3	Sumit Subhash Vora	02002416	Whole Time Director
4	Shashikant Vishnupant Bugde	01490772	Independent Director
5	Prakash Vasant Kamat	07350643	Independent Director
6	Pramod Vinayak Apsankar	00019869	Independent Director

KEY MANAGERIAL PERSONNEL: In terms of Section 203 of the Act, following are the Key Managerial Personnel (KMP) of the Company:

Sr. No	Name of the KMP	Designation
1	Sheela Dhawale	Chief Financial Officer
2	Bhavesh Selarka	Company Secretary and Compliance officer

The remuneration and other details of the KMP for the FY 2018-19 are provided in the extract of the Annual Return which forms part of this Directors Report.

10. RE-APPOINTMENT OF DIRECTOR:

In accordance with the provisions of the section 149, 152 and other applicable provisions of the Companies Act, 2013. Mrs Indubala S Vora (DIN 02018226) director of the Company will retire by rotation in the ensuing Annual General Meeting and being eligible, offers herself for re-appointment. The Board recommends her appointment for the consideration of members of the Company in the ensuing Annual General Meeting.

11. COMMITTEE OF BOARD:

The Company had constituted such committees as required under the Companies Act, 2013 along with the related rules made thereunder read with Listing Obligations & Disclosure Requirements Regulations, 2015 in the board meeting held on 23rd December, 2015.

The Company has listed its security on SME platform of BSE limited on 28th February, 2019

Following Committees are functional :

- (A) Audit Committee;
- (B) Nomination and Remuneration Committee;
- (C) Stakeholders Relationship Committee

In addition to above, the Board has also adopted below mentioned policies:

- (i) Vigil Mechanism and Whistle Blower Policy;
- (ii) Code of Conduct for Directors and Senior Management;
- (iii) Code of Conduct for Independent Directors;
- (iv) Insider Trading Policy;
- (v) Code of Fair Disclosure of Unpublished Price Sensitive Information
- (vi) Policy for Determination of Materiality
- (vii) Policy on Materiality of Related Party Transactions
- (viii) Corporate Social Responsibility (CSR) Policy

All above named policies and codes are available on our website
(www.krantiindustries.com)

(A) AUDIT COMMITTEE:

The Composition of the Audit Committee and the meetings attended by each of the members, as on 31 March 2019 is given below. Four Audit Committee meetings were held on 4th June, 2018, 30th August, 2018, 3rd December, 2018, March 31 2019 during the financial year 2018-19, under review.

Name of the Director	Position in the Committee	No. of meeting attended
Shashikant Bugde	Chairman	4
Pramod Apshankar	Member	4
Sachin Vora	Member	4

Mr. Shashikant Bugde, Chairman of the Audit Committee and the Company Secretary of the Company shall act as the Secretary to the Audit Committee. The present constitution of the Audit Committee meets the requirements of the regulation 18 of the Listing Obligations & Disclosure Requirements Regulations, 2015 and Section 177 of the Companies Act, 2013.

The Audit Committee Policy are available on our website

[\(<https://www.krantiindustries.com/policies.html>\)](https://www.krantiindustries.com/policies.html)

(B) NOMINATION AND REMUNERATION COMMITTEE:

The Composition of the Nomination and Remuneration Committee comprised of the following members as on March 31, 2019:

Name of the Director	Position in the Committee
Pramod Apshankar	Chairman
Shashikant Bugde	Member
Prakash Kamat	Member

During the year under review there is no such appointment, therefore Nomination and Remuneration Committee meeting was not required.

Pursuant to the provisions of Section 178 of the Companies Act, 2013 and the related rules made thereunder read with Securities and Exchange Board of India (Listing Obligations and Disclosure Requirements) Regulations, 2015 (Hereinafter referred to as "SEBI Regulations"), the Board of Directors of the Company has constituted the Nomination and Remuneration Committee to perform such role as prescribed under the Companies Act, 2013 and SEBI Regulations.

The Nomination and Remuneration Policy are available on our website: (<https://www.krantiindustries.com/policies.html>)

(C) STAKEHOLDERS RELATIONSHIP COMMITTEE:

The Composition of the Stakeholders Relationship Committee comprised of the following members as on March 31, 2019:

Name of the Director	Position in the Committee
Pramod Apshankar	Chairman
Shashikant Bugde	Member
Prakash Kamat	Member
Sachin Vora	Member

Bhavesh Selarka is performing as the Secretary to the Committee.

Bhavesh Selarka, who is also the Compliance Officer under LODR, may be contacted at:

KRANTI INDUSTRIES LIMITED

At Gat No. 267/B/1, Post Pirangut,
Taluka-Mulshi, District Pune- 412 115

Tel (020) 66755676

E-mail: cs@krantiindustries.com

No complaints were received during the year under review.

Vigil Mechanism and Whistle Blower Policy:

The Company has adopted a Whistle Blower Policy, as part of Vigil mechanism to provide appropriate avenues to the Directors and Employees to bring to the attention of the management any issue which is perceived to be in the violation of or in conflict with the business interest of the company. During the year, there have been no complaints received.

Code of Conduct for Prevention of Insider Trading:

The Company has adopted the Revised Code of Conduct for Prevention of Insider Trading, under the SEBI (Prohibition of Insider Trading) Regulations on March 29, 2019, pursuant to the Securities and Exchange Board of India (Prohibition of Insider Trading) (Amendment) Regulations, 2018 and (Amendment) Regulations, 2019. The Revised Code lays down guidelines for procedures to be followed and disclosures to be made while dealing with the shares of the Company in order to further strengthen the framework for prevention of insider trading to facilitate legitimate business transactions. The Chief Financial Officer has been appointed as the Compliance Officer for the implementation of and overseeing compliance with the Regulations and the Code across the Company. The Company has also adopted the Code of Corporate Disclosure Practices for ensuring timely and adequate disclosure of Unpublished Price Sensitive Information, as required under the Regulations. The Company Secretary has been designated as the Chief Investor Relations Officer under this code.

Corporate Social Responsibility (CSR) Policy:

At present the company is not covered under CSR provisions as per criteria laid down under section 135(1) of the Companies Act, 2013 and therefore no such expenditure has been incurred during the year as prescribed under section 135(5) of the Companies Act, 2013.

12. MEETINGS OF BOARD:

During the year, sixteen (16) meetings of the Board of Directors were held, all the directors actively participated in the meetings and contributed valuable inputs on the matters brought before the Board of Directors from time to time, details of which are given below:

Sr. No	Date of Meeting	Board Strength	No. of Directors Present
1	25.04.2018	6	6
2	08.06.2018	6	6
3	30.08.2018	6	6
4	17.09.2018	6	6
5	24.09.2018	6	6
6	11.10.2018	6	6
7	12.11.2018	6	6
8	16.11.2018	6	6
9	03.12.2018	6	6
10	14.12.2018	6	6
11	20.12.2018	6	6
12	31.12.2018	6	6
13	21.01.2018	6	6
14	04.02.2019	6	6
15	26.02.2019	6	6
16	20.03.2019	6	6

13. MATERIAL CHANGES AND COMMITMENTS AFFECTING FINANCIAL POSITION OF THE COMPANY BETWEEN THE END OF THE FINANCIAL YEAR AND DATE OF THIS REPORT:

During the period under review there are noticeable material changes and commitments impacting the financial position of the Company between the end of the financial year and the date of this report which are listed below:

- Purchase of Land for expansion : The Company, in the process of increasing its production capacity, has acquired Land admeasuring 3837.50 Sq mtrs situated at Gat No 1121 to 1123/1126 to 1129, Plot No 4, Pirangut, Tal. Mulshi, Dist Pune 412115 as per the decision made by the Board of Directors in meeting dated 20th March 2019. The total cost of the Land acquired is approx. Rs. 365.00 Lakh for which the company has borrowed funds from M/s Aditya Birla Finance Limited as approved by the Board of Directors in meeting dated April 1, 2019

14. EXTRACT OF THE ANNUAL RETURN:

Pursuant to provisions of Section 92(3) of the Companies Act, 2013 read with Rule 12(1) of the Companies (Management and Administration) Rules, 14, an extract of the Annual Return in prescribed Form MGT-9 is enclosed as Annexure I to this report.

15. DECLARATION BY INDEPENDENT DIRECTOR:

The Company has received the necessary declaration from each Independent Director in accordance with Section 149(7) of the Companies Act, 2013, that he meets the criteria of independence as laid out in sub-section (6) of Section 149 of the Companies Act, 2013.

16. DEPOSITS:

During the period under review, the Company has accepted deposits from its members in relation to which the process prescribed under Section 73 of the Companies Act, 2013 read with the Companies (Acceptance of Deposit) Rules, 2014 was also duly followed and complied. Details are given below:

The details of deposits covered under Chapter V of the Act are as under:

Balance at the beginning of the year	Deposit accepted during the year	Total amount of Deposited	Amount re-paid during the year	Amount re-remaining with Company (Matured but Not Claimed)	Interest paid during the FY
3,01,87,000	8,45,000	3,30,32,000	1,34,30,000	1,96,02,000	31,54,771

There has been no default in repayment of deposits or payments of interest thereon during the year, the Company has paid `31,54,771/- towards the deposit interest during the year.

17. AUDITORS:

APPOINTMENT /RE-APPOINTMENT / RESIGNATION OF STATUTORY AUDITOR:

A. RESIGNATION OF STATUTORY AUDITOR:

The Auditors, M/s. Siddharth Bogawat and Associates, Chartered Accountants, Pune (Firm Registration No.: 131626W), has tendered his resignation to continue to be auditor of the Company stating that he does not hold the Peer Review Certificate which is a mandatory in nature for the proposed SME Listing Process of the Company, thus considering the above requirement Board has accepted its resignation dated 5th October,2018.

The Board hereby places its appreciation for the outstanding contribution made by M/s Siddharth Bogawat and Associates, Chartered Accountants, Pune during his tenure.

B. APPOINTMENT OF STATUTORY AUDITOR ON CASUAL VACANCY CAUSED DUE TO RESIGNATION OF EARLIER AUDITOR

The Auditors, M/s. A D V & Associates, Chartered Accountants, Mumbai

(Firm Registration No. : 128045W), appointed as the Statutory Auditors of the Company for the financial year 2018-19, to fill the casual vacancy caused due to the resignation of earlier auditor of the Company namely M/s. Siddharth Bogawat & Associates, Chartered Accountants (Firm Registration No. : 131626W), from Pune, and also to hold such office of the Auditors until the conclusion of the next Annual General Meeting on such remuneration and reimbursement of all other out of pocket expenses whenever incurred, as may be decided by the Board.

C. APPOINTMENT OF STATUTORY AUDITOR

The Auditors, M/s. A D V & Associates, Chartered Accountants, Mumbai (Firm Registration No. : 128045W), holds its office until the conclusion of the ensuing Annual General Meeting and are eligible for re-appointment, and they have also expressed their willingness for the same.

The Notes on accounts referred to in the Auditors' Report are self-explanatory and do not call for any further comments.

18. SECRETARIAL AUDITOR:

Pursuant to the provisions of Section 204(1) of the Companies Act, 2013 and the Companies (Appointment & Remuneration of Managerial Personnel) Rules, 2014, the Board had appointed M/s H J Patel and Co., Practicing Company Secretary to undertake the Secretarial Audit for the F.Y. 2018-19. The Secretarial Audit Report for F.Y. 2018-19 is Annexed herewith marked as Annexure V to this Report. The Secretarial Audit Report does not contain any qualification, reservation, adverse remark or disclaimer.

19. COST AUDITOR:

During the period under review, Cost Audit is not applicable to the Company.

20. SECRETARIAL STANDARDS

The Institute of Company Secretaries of India had revised the Secretarial Standards on Meetings of the Board of Directors (SS1) and Secretarial Standards on General Meetings (SS-2) with effect from October 1, 2017. The Company has devised proper systems to ensure compliance with its provisions and is in compliance with the same.

21. GREEN INITIATIVE:

Pursuant to section 101 and 136 of the Act read with Companies (Management and Administration) Rules 2014, the Company can send Notice of Annual General

Meeting, financial statements and other communication in electronic forms. Your Company is sending the Annual Report including the Notice of Annual General Meeting, audited financial Statements, Directors' Report along with their annexure etc. for the Financial Year 2018-19 in the electronic mode to the shareholders.

Electronic copies of the annual report 2018-19 and notice of the 24th AGM are sent to all members whose email address registered with the Company

22. E-VOTING/BALLOT VOTING

In terms of requirements of the Companies Act, 2013 and the relevant rules made thereunder, the Company has provided 'remote e-voting' (e-voting from a place other than venue of the AGM) facility through Instavote – Linkintime Platform as an alternative, for all members of the Company to enable them to cast their votes electronically, on the resolutions mentioned in the notice of the 24th Annual General Meeting (AGM) of the Company.

23. DEVELOPMENT AND IMPLEMENTATION OF RISK MANAGEMENT POLICY:

Pursuant to Section 134 (3) (n) of the Companies Act, 2013, a Risk Management Policy has been framed by the Board at its meeting dated May 30, 2016. In terms of the requirement of the Act, the Board has developed and implemented the Risk Management Policy. Our senior management identifies and monitors the risk on regular basis and evolves process and system to control and minimize it. With regular check and evaluation business risk can be forecasted to the maximum extent and thus corrective measures can be taken in time.

This Policy seeks to minimize the adverse impact of these risks, thus enabling the Company to control market opportunities effectively and enhance its long-term competitive advantage. Several risks can impact the achievement of a business objective. Similarly, a single risk can also impact the achievement of several business objectives.

The focus of risk management is to assess risks and deploy mitigation measures. This is done through periodic review of the risk and strategy of the Board.

During the last financial year, the Company's risk management practices were primarily focuses on the effectiveness of strategic programs in improving our competitive position which provides unique place to the Company in today's competitive business world, our good team of employees and professionals always prepared to address any incidents that may cause business disruptions to our physical and technological model, strengthening internal control to detect fraudulent activity, leadership development and monitoring possible

impact of changes in our regulatory environment.

During the year, the Company has carried annual risk survey across the organizations to get inputs of key risks in achieving business objectives, their impact on growth and mitigation actions to minimize such impact. The Company also regularly assess business environment including external as well as internal indicators along with assessments by market segments, growth of top clients, monetary risk and credit risk.

The Company has made a comprehensive approach to risk management, fully integrating risk management with strategic, financial and customer management so that goals and responsibilities are aligned across the Company.

The Board manages risk systematically across the entire enterprise as well as at the business and transaction level. This comprehensive approach is designed to ensure that risk-based decision-making is appropriate at all levels of the organization.

24. GENERAL SHAREHOLDERS INFORMATION:

Annual General Meeting	24th Annual General Meeting
Date	Friday, 23rd August 2019
Time	03.00 PM
Venue	Manohar Mangal Karyalay (Manohar Banquets) 31/1, Mehendale Garage, Gulawani Maharaj Road, Erandwane, Pune – 411004
Financial Year	01st April 2018 to 31st March 2019
Date of Book Closure	16th August 2019 to 23rd August 2019 (Both Days Inclusive)
Dividend Payment Date	NA
Listing on Stock Exchanges	BSE – SME
Stock Code	245459
ISIN	911T01010
CIN	U29299PN1995PLC095016

Note : Company has paid Annual Listing fees for the year 2019-20 to BSE Ltd.

25. MARKET INFORMATION:

Market price data – monthly highest/lowest from the date of listing upto June 30, 2019 on the BSE of the Company's Equity shares is given hereunder:

Date	Open	High	Low	Close	No. of Shares	No. of Trades	Total Turnover
Feb-19	35.25	37	35.25	36.95	5,70,000	183	2,09,65,050
Mar-19	38	38	34.5	36.05	300000	78	1,08,02,100
Apr-19	36.5	40.9	36.25	39.5	306000	99	1,17,37,950
May-19	39	41	30.6	37.5	297000	96	1,11,28,200
Jun-19	37.1	37.1	35.1	37	90000	30	32,55,900

This information is compiled from the data available from the website of BSE Ltd.

26. CONSERVATION OF ENERGY, TECHNOLOGY ABSORPTION, FOREIGN EXCHANGE EARNINGS AND OUTGO:

The management of your Company would like to share the highlights of its performance on the conservation of energy, technology absorption, foreign exchange earnings and outgo, as below:

A. CONSERVATION OF ENERGY/ RESOURCES:

The Company is continuously striving towards improving the energy conservation measures in all areas. Company ensures strict compliance with all the statutory requirements and has taken several sustainable steps voluntarily to contribute towards better environment. Few steps are listed below:

- Conservation of natural resources like electricity, oil and fuel.
- Use of natural lighting and natural ventilation
- Encouraging green building initiatives
- Rain water harvesting and water conservation.
- Reduce, reuse, recycle of waste and eco-friendly waste disposal

Steps taken or impact on conservation of energy:

The Company has considered and implemented various processes for conservation of energy like usage of LED light at workshop. Identify the Compressed Air Losses due to leakages and rectify it on regular Basis.

Steps taken by the Company for utilizing alternate sources of energy:

The Company makes every possible effort to save the energy thus it used secondary sources to reduce daily consumption of electricity, inside the company, receives abundant sunlight and natural air circulation.

Capital investment on energy conservation equipment's: The Company has

not directly made any capital investment for energy conservation whereas the company has entered into the agreement with a developer and installed rooftop solar system, for which the company will be purchasing the generated power.

Water Management: As an effort towards conservation of water the company has taken necessary steps in rainwater harvesting. The Company has a storage capacity of around 2,00,000 Litres of rainwater.

Waste Management: The Company has strived to ensure reuse, recycling and responsible disposal of waste by adopting a suitable method.

Health, safety and environment: The Company is committed to providing a safe and health workplace to our employees, contractors and achieving high standards of environmental protection.

B. TECHNOLOGY ABSORPTION:

With the globally changing business environment, it is necessary to have developed technology. The Company has obtained appropriate technology which has resulted in product improvement, cost reduction, product development, etc.

C. FOREIGN EXCHANGE EARNINGS & OUTGO:

Foreign exchange earnings during the year under review is NIL.

Foreign exchange outgo during the year is given below:

(In `)

Particulars	During F.Y 2018-19	During F.Y 2017-18
Spares for Repairs	0.00	2,16,077.42
Travelling Expense	2,12,030.00	2,29,406.00
Advance for Capital Goods	98,65,200.00	47,60,800.00

Value of imports calculated on CIF basis:

Particulars	During F.Y 2018-19	During F.Y 2017-18
Capital Goods	2,55,49,123.81	14,89,119.00
Raw Material	1,93,638.90	0.00

27. DIRECTORS' RESPONSIBILITY STATEMENT:

Pursuant to the requirement of section 134(5) of the Companies Act, 2013, the Directors state that:

- In the preparation of the annual accounts, the applicable

accounting standards had been followed along with proper explanation relating to material departures.

- b) The directors had selected such accounting policies and applied them consistently and made judgments and estimates that are reasonable and prudent so as to give a true and fair view of the state of affairs of the Company at the end of the financial year and of the profit of the Company for that period.
- c) The directors had taken proper and adequate care for the maintenance of adequate accounting records in accordance with the provisions of this Act for safeguarding the assets of the Company and for preventing and detecting fraud and other irregularities.
- d) The directors had prepared the annual accounts on a going concern basis.
- e) The directors had laid down internal financial controls to be followed by the Company and that such internal financial controls are adequate and were operating effectively.
- f) The directors had devised proper systems to ensure compliance with the provisions of all applicable laws and that such systems were adequate and operating effectively.

28. PARTICULARS OF LOANS, GUARANTEES OR INVESTMENT:

The Company has not made any Inter-Corporate Loans, provides guarantees or securities or made any investments during the period under review as referred to under Section 186 of the Companies Act, 2013 and the rules made there under. However, the company has given corporate guarantee on behalf of its associate company "KRANTI SFCI PRIVATE LIMITED" to Siemens Financial Services Private Limited on January 31, 2019 for aggregate amount not exceeding Rs. 1,00,00,000.00 (Rs. One Crore Only)

29. PARTICULARS OF RELATED PARTY TRANSACTIONS:

During the financial year under review, the Company has entered into transactions with its Subsidiary Company (Wonder Precision Private Limited); such related party transactions were on an arm's length basis and were in the ordinary course of business. There were no materially significant related party transactions with the Subsidiary Company, which could have a potential conflict with the interests of the Company. In this regards, **Form No. AOC-2** is annexed as **Annexure-'II'** to this report.

30. DETAILS OF IN RESPECT OF ADEQUACY OF INTERNAL FINANCIAL CONTROLS WITH REFERENCE TO THE FINANCIAL STATEMENTS:

Internal Control Systems and their adequacy:

The management has put in place effective Internal Control Systems to provide reasonable assurance for:

- Safeguarding assets and their usage.
- Maintenance of Proper Accounting Records
- Adequacy and Reliability of the information used for carrying on Business Operations.

Key elements of the Internal Control Systems are as follows:

- Existence of Authority Manuals and periodical updating of the same for all Functions.
- Existence of clearly defined organizational structure and authority.
- Existence of corporate policies for Financial Reporting and Accounting.
- Existence of Management Information system updated from time to time as may be required.
- Existence of Audit System.
- Periodical review of opportunities and risk factors depending on the Global / Domestic Scenario and to undertake measures as may be necessary.
- The Company has an Auditor to ensure compliance and effectiveness of the Internal Control Systems in place.
- The management is regularly reviewing the internal progress reports of the Company for performance review which carried out in all the key areas of the operations.
- Periodical reports are regularly circulated for perusal of Board of Directors of the Company for the appropriate action as required.
- Normal foreseeable risks of the Company's assets are adequately covered by comprehensive insurance. Risk assessments, inspections and safety audits are carried out periodically.

31. PERFORMANCE EVALUATION:

The Board evaluates the performance of Non-executive and Independent Directors every year. All the Non-Executive and Independent Directors are eminent personalities having wide experience in the field of Business, Industry, Law and Administration. Their presence on the Board is advantageous and fruitful in taking business decisions.

32. PARTICULARS OF EMPLOYEES:

The information required pursuant to section 197(12) read with Rule 5(1) of the Companies (Appointment and Remuneration of Managerial Personnel), Rules, 2014 and Companies (Particulars of Employees), Rules 1975, in respect of employees of the company and Directors is furnished in **Annexure-IV**. There are no employees drawing remuneration in excess of the limits specified under Section 197 of the Companies Act, 2013 read with Rule 5(2) & (3) of the Companies (Appointment and Remuneration of Managerial Personnel) Rule, 2014.

33. OTHER DISCLOSURES:

Since the company has not issued any Sweat Equity Shares, Equity Shares with differential voting rights and issue of shares under employee's stock option scheme, the details are not given.

- The company had not made any purchase of shares or given any loans for purchase of shares.
- The company had not made any buy- back of shares.
- The company has adhered to the Secretarial Standards and made disclosures in relation to the Boards' Report for the year under review.
- There are no significant and material orders passed by the regulators or Courts or Tribunals impacting the going concern status and the company's operations in future.
- There are no further or typical areas of risks or concerns outside the usual course of business foreseeable. Internal control systems are found to be adequate and are continuously reviewed for further improvement.

34. MANAGEMENT DISCUSSION & ANALYSIS:

Management Discussion & Analysis Report on the business of the Company for the year ended March 31, 2019 is annexed as Annexure III to this Report. In this we have attempted to include discussion on all the specified matters to the extent relevant or within limits that in our opinion are imposed by the Company's own competitive position.

35. DISCLOSURE OF ACCOUNTING TREATMENT:

In the preparation of financial statements, treatment that prescribed in an Accounting Standard has been followed

36. ENVIRONMENT & SAFETY:

The Company is very conscious of the need to protect environment. The company is taking all possible steps for safeguarding the environment.

37. CAUTIONARY STATEMENT:

Statements in this “Management Discussion & Analysis” which seek to describe the Company’s objectives, projections, estimates, expectations or predictions may be considered to be “forward looking statements” within the meaning of applicable securities laws or regulations. Actual results could differ materially from those expressed or implied. Important factors that could make a difference to the company’s operations include global and Indian demand-supply conditions, finished goods prices, stock availability and prices, cyclical demand and pricing in the company’s markets, changes in the government regulations, tax regimes, economic developments within India and countries with which the company conducts business besides other factors, such as litigation and other labour negotiations.

38. INSURANCE:

The Company has taken adequate insurance to cover the risks to its employees, property (land and buildings), plant, equipment, other assets and third parties.

39. OBLIGATION OF COMPANY UNDER THE SEXUAL HARASSMENT OF WOMEN AT WORKPLACE (PREVENTION, PROHIBITION AND REDRESSAL) ACT, 2013:

In terms of provisions of the Sexual Harassment of Women at Workplace (Prevention, Prohibition and Redressal) Act, 2013, the Company has already formulated a Policy to prevent Sexual Harassment of Women at Workplace. In addition to above, there were no such cases filed pursuant to the Sexual Harassment of Women at Workplace (Prevention, Prohibition and Redressal) Act, 2013.

40. CORPORATE GOVERNANCE:

The Company has been exempted from reporting on Corporate Governance as per Regulation 15 of SEBI (Listing Obligation and Disclosure requirements) Regulations, 2015.

However, the Board of Directors has obtained certificate on Compliance of Corporate Governance from the Statutory Auditors.

41. FUTURE OUTLOOK:

Management is confident of meeting all the challenges of the changing business environment.

42. ACKNOWLEDGEMENT:

Your Directors would like to express their sincere appreciation for the continued support and co-operation from shareholders, customers, suppliers, banks, government authorities, vendors, financial institutions and such other business associates.

Your Directors also wish to place on record their deep sense of appreciation for the committed services by the Company's executives, staff and employees without whose dedication your Company could not have achieved the year's milestone.

For and on behalf of Board of Directors

KRANTI INDUSTRIES LIMITED

Sd/-

**SACHIN SUBHASH VORA
(CHAIRMAN & MANAGING DIRECTOR)
(DIN: 02002468)**

Sd/-

**SUMIT SUBHASH VORA
(WHOLE TIME DIRECTOR)
(DIN: 02002416)**

DATE: JULY 26, 2019

PLACE: PUNE

ANNEXURE I FORM NO. MGT-9

Annexure I

FORM NO. MGT-9

EXTRACT OF ANNUAL RETURN

As on financial year ended on 31.03.2019

[Pursuant to Section 92 (3) of the Companies Act, 2013 and rule 12(1) of the Company (Management & Administration) Rules, 2014]

I. REGISTRATION & OTHER DETAILS:		
1	CIN	U29299PN1995PLC095016
2	Registration Date	Tuesday, December 05, 1995
3	Name of the Company	KRANTI INDUSTRIES LIMITED
4	Category/Sub-category of the Company	Public Listed Company
5	Address of the Registered office & contact details	Gat No.267/B/1, At Post Pirangut, Tal. Mulshi, Pune - 412115, Maharashtra, India Contact Details: Tel.: 020-66755676; Email: info@krantiindustries.com
6	Whether listed company	Yes
7	Name, Address & contact details of the Registrar & Transfer Agent, if any.	Sharex Dynamic (India) Private Limited. Address: C 101, 247 Park, LBS Marg, Vikhroli West Mumbai- 400 083. Tel Ph No. +91 22 28515644/5606 Fax: +91 22 8512885

II. PRINCIPAL BUSINESS ACTIVITIES OF THE COMPANY			
(All the business activities contributing 10 % or more of the total turnover of the company shall be stated)			
Sr. No.	Name and Description of main products / services	NIC Code of the Product/service	% to total turnover of the company
1	MANUFACTURE OF MACHINERY AND EQUIPMENT N.E.C.	29	100

III. PARTICULARS OF HOLDING, SUBSIDIARY AND ASSOCIATE COMPANIES					
Sr. No.	Name and address of the Company	CIN/GLN	Holding/ Subsidiary/ Associate	% of shares held	Applicable Section
1	WONDER PRECISION PRIVATE LIMITED (Registered Address: J-63, MIDC, Bhosari, Pune 411 026, Maharashtra, India)	U27109PN1986PTC039913	Subsidiary Company	97	Section 2 (87)
2	KRANTI SFCI PRIVATE LIMITED (Registered Address: G.I.D.C. Plot No. 105 Village: Bamanbore, Taluka: Chotila Surendranagar Surendranagar, Gujrat 360003)	U29113GJ2018PTC105630	Associate Company	30	Section 2 (6)

IV. SHARE HOLDING PATTERN

(Equity share capital breakup as percentage of total equity)

(i) Category-wise Share Holding

Category of Shareholders	No. of Shares held at the beginning of the year [As on 31-March-2018]				No. of Shares held at the end of the year* [As on 31-March-2019]				% Change during the year
	Demat	Physical	Total	% of Total Shares	Demat	Physical	Total	% of Total Shares	
A. Promoters									
(1) Indian									
a) Individual/ HUF	7,050,000	-	7,050,000	100.00%	6,413,330	-	6,413,330	72.86%	-27.14%
b) Central Govt	-	-	-	0.00%	-	-	-	0.00%	
c) State Govt(s)	-	-	-	0.00%	-	-	-	0.00%	
d) Bodies Corp.	-	-	-	0.00%	-	-	-	0.00%	
e) Banks / FI	-	-	-	0.00%	-	-	-	0.00%	
f) Any other	-	-	-	0.00%	-	-	-	0.00%	
Sub Total (A) (1)	7,050,000	-	7,050,000	100.00%	6,413,330	-	6,413,330	72.86%	
(2) Foreign									
a) NRI Individuals	-	-	-	0.00%	-	-	-	0.00%	
b) Other Individuals	-	-	-	0.00%	-	-	-	0.00%	
c) Bodies Corp.	-	-	-	0.00%	-	-	-	0.00%	
d) Any other	-	-	-	0.00%	-	-	-	0.00%	
Sub Total (A) (2)	-	-	-	0.00%	-	-	-	0.00%	
TOTAL (A)	7,050,000	-	7,050,000	100.00%	6,413,330	-	6,413,330	72.86%	-27.14%
B. Public Shareholding									
1. Institutions									
a) Mutual Funds	-	-	-	0.00%	-	-	-	0.00%	
b) Banks / FI	-	-	-	0.00%	-	-	-	0.00%	
c) Central Govt	-	-	-	0.00%	-	-	-	0.00%	
d) State Govt(s)	-	-	-	0.00%	-	-	-	0.00%	
e) Venture Capital Funds	-	-	-	0.00%	-	-	-	0.00%	
f) Insurance Companies	-	-	-	0.00%	-	-	-	0.00%	
g) FIs	-	-	-	0.00%	-	-	-	0.00%	
h) Foreign Venture Capital Funds	-	-	-	0.00%	-	-	-	0.00%	
i) Others (specify)	-	-	-	0.00%	-	-	-	0.00%	
Sub-total (B)(1):-	-	-	-	0.00%	-	-	-	0.00%	
2. Non-Institutions									
a) Bodies Corp.	-	-	-	0.00%	673,021	-	673,021	7.65%	7.65%
i) Indian	-	-	-	0.00%	-	-	-	0.00%	
ii) Overseas	-	-	-	0.00%	-	-	-	0.00%	18.88%
b) Individuals	-	-	-	0.00%	0	-	-	18.88%	
i) Individual shareholders holding nominal share capital upto Rs. 1 lakh	-	-	-	0.00%	-	-	-	0.00%	7.65%
ii) Individual shareholders holding nominal share capital in excess of Rs 1 lakh	-	-	-	0.00%	1,661,649	-	1,661,649	18.88%	
c) Others (specify)	-	-	-	0.00%	0	-	-	8.26%	
Non Resident Indians	-	-	-	0.00%	6,000	-	6,000	0.07%	
Overseas Corporate Bodies	-	-	-	0.00%	-	-	-	0.00%	
Foreign Nationals	-	-	-	0.00%	0	-	-	0.00%	
Clearing Members	-	-	-	0.00%	6,000	-	6,000	0.07%	
Trusts / HUF	-	-	-	0.00%	42,000	-	42,000	0.48%	
Foreign Bodies - D R	-	-	-	0.00%	-	-	-	0.00%	
Sub-total (B)(2):-	-	-	-	0.00%	2,388,670	-	2,388,670	27.14%	
Total Public (B)	-	-	-	0.00%	2,388,670	-	2,388,670	27.14%	27.14%
C. Shares held by Custodian for GDRs & ADRs									
	-	-	-	0.00%	-	-	-	0.00%	
Grand Total (A+B+C)	7,050,000	-	7,050,000	100.00%	8,802,000	-	8,802,000	100.00%	

(ii) Shareholding of Promoters								
Sr. No.	Shareholder's Name	Shareholding at the beginning of the year			Shareholding at the end of the year			% change in shareholding during the year
		No. of Shares	% of total Shares of the company	% of Shares Pledged/ encumbered to total shares	No. of Shares	% of total Shares of the company	% of Shares Pledged / encumbered to total	
1	Smt. Indubala Subhash Vora	1,686,700	23.92	0	1,686,700	19.16	0	0.00%
2	Mr. Sachin Subhash Vora	1,590,000	22.55	0	1,593,000	18.10	0	0.00%
3	Mr. Sumit Subhash Vora	1,530,030	21.70	0	1,533,030	17.42	0	0.00%
	Total	4,806,730	68.18		4,812,730	54.68	0	0.00%

(iii) Change in Promoters' Shareholding (please specify, if there is no change)

Sr. No.	Particulars	Date	Reason	Shareholding at the beginning of the year		Cumulative Shareholding during the year	
				No. of shares	% of total shares	No. of shares	% of total shares
1	Smt. Indubala Subhash Vora						
	At the beginning of the year	-	-	1,686,700	23.92	1,686,700	23.92
	Changes during the year	-	-	-	-	-	-
	At the end of the year*	31.03.2019	-	1,686,700	19.16	1,686,700	19.16
2	Mr. Sachin Subhash Vora						
	At the beginning of the year	-	-	1,590,000	22.55	1,590,000	22.55
	Changes during the year	-	-	3,000	-	-	-
	At the end of the year*	31.03.2019	-	1,593,000	18.10	1,593,000	18.10
3	Mr. Sumit Subhash Vora						
	At the beginning of the year	-	-	1,530,030	21.70	1,530,030	21.70
	Changes during the year	-	-	3,000	-	-	-
	At the end of the year*	31.03.2019	-	1,533,030	17.42	1,533,030	17.42

(iv) Shareholding Pattern of top ten Shareholders (Other than Directors, Promoters and Holders of GDRs and ADRs):

Sr. No.	For each of the Top 10 shareholders	Date	Reason	Shareholding at the beginning of the year		Cumulative Shareholding during the year	
				No. of shares	% of total shares	No. of shares	% of total shares
1	SMC Global Securities Ltd.						
	At the beginning of the year	-	-	-	0.00	-	0.00
	Changes during the year	-	-	663,000	-	-	-
	At the end of the year	31.03.2019	-	663,000	7.53	663,000	7.53
2	Sapna Gadiya						
	At the beginning of the year	-	-	375,000	5.32	375,000	5.32
	Changes during the year	-	-	-	-	-	-
	At the end of the year	31.03.2019	-	375,000	4.26	375,000	4.26
3	Sachin Vora (HUF)						
	At the beginning of the year	-	-	247,500	3.51	247,500	3.51
	Changes during the year	-	-	-	-	-	-
	At the end of the year	31.03.2019	-	247,500	2.81	247,500	2.81
4	Sumit Vora (HUF)						
	At the beginning of the year	-	-	247,500	3.51	247,500	3.51
	Changes during the year	-	-	-	-	-	-
	At the end of the year	31.03.2019	-	247,500	2.81	247,500	2.81
5	Basanti Vora						
	At the beginning of the year	-	-	750,000	10.64	750,000	10.64
	Changes during the year	-	-	(567,000)	-	-	-
	At the end of the year	31.03.2019	-	183,000	2.08	183,000	2.08
6	Sarika Sachin Vora						
	At the beginning of the year	-	-	180,000	2.55	180,000	2.55
	Changes during the year	-	-	-	-	-	-
	At the end of the year	31.03.2019	-	180,000	2.04	180,000	2.04
7	Rekha Kirtikumar Lodha						
	At the beginning of the year	-	-	165,000	2.34	165,000	2.34
	Changes during the year	-	-	-	-	-	-
	At the end of the year	31.03.2019	-	165,000	1.87	165,000	1.87
8	Sunilkumar Satyanarayan Agarwal						
	At the beginning of the year	-	-	-	0.00	-	0.00
	Changes during the year	-	-	144,000	-	-	-
	At the end of the year	31.03.2019	-	144,000	1.64	144,000	1.64
9	Yogesh Chaudhary						
	At the beginning of the year	-	-	-	0.00	-	0.00
	Changes during the year	-	-	114,000	-	-	-
	At the end of the year	31.03.2019	-	114,000	1.30	114,000	1.30
10	Lushita Vora						
	At the beginning of the year	-	-	112,500	1.60	112,500	1.60
	Changes during the year	-	-	-	-	-	-
	At the end of the year	31.03.2019	-	112,500	1.28	112,500	1.28

(v) Shareholding of Directors and Key Managerial Personnel:							
Sr. No.	Shareholding of each Directors and each Key Managerial Personnel	Date	Reason	Shareholding at the beginning of the year		Cumulative Shareholding during the year	
				No. of shares	% of total shares	No. of shares	% of total shares
1	Smt. Indubala Subhash Vora						
	At the beginning of the year	-	-	1,686,700	23.92	1,686,700	23.92
	Changes during the year	-	-	-	-	-	-
	At the end of the year	31.03.2019	-	1,686,700	19.16	1,686,700	19.16
2	Mr. Sachin Subhash Vora						
	At the beginning of the year	-	-	1,590,000	22.55	1,590,000	22.55
	Changes during the year			3,000	-	-	-
	At the end of the year*	31.03.2019		1,593,000	18.10	1,593,000	18.10
3	Mr. Sumit Subhash Vora						
	At the beginning of the year	-	-	1,530,030	21.70	1,530,030	21.70
	Changes during the year			3,000	-	-	-
	At the end of the year*	31.03.2019	-	1,533,030	17.42	1,533,030	17.42
4	Mrs. Shila Kailash Dhawale						
	At the beginning of the year	-	-	280	0.02	280	0.02
	Changes during the year						
	At the end of the year*	31.03.2019	-	280	0.00	280	0.00

V. INDEBTEDNESS

Indebtedness of the Company including interest outstanding/accrued but not due for payment.

Particulars	Secured Loans excluding deposits	Unsecured Loans	Deposits	Total Indebtedness
Indebtedness at the beginning of the financial year				
i) Principal Amount	119,113,954.12	34,165,000.00	30,187,000.00	183,465,954.12
ii) Interest due but not paid	-	-	-	-
iii) Interest accrued but not due	-	-	-	-
Total (i+ii+iii)	119,113,954.12	34,165,000.00	30,187,000.00	183,465,954.12

Change in Indebtedness during the financial year				
* Addition	40,213,910.96	2,085,000.00	2,845,000.00	45,143,910.96
* Reduction	(47,628,908.87)	(1,250,000.00)	(13,430,000.00)	(62,308,908.87)
Net Change	(7,414,997.91)	835,000.00	(10,585,000.00)	(17,164,997.91)

Indebtedness at the end of the financial year				
i) Principal Amount	111,698,956.22	35,000,000.00	19,602,000.00	166,300,956.22
ii) Interest due but not paid	-	-	-	-
iii) Interest accrued but not due	-	-	-	-
Total (i+ii+iii)	111,698,956.22	35,000,000.00	19,602,000.00	166,300,956.22

B. Remuneration to other Directors

Sr. No.	Particulars of Remuneration	Name of Directors			Total Amount
		Mr. Pramod Vinayak Aphankar	Mr. Shashikant Vishnupant Bugde	Mr. Prakash Vasant Kamat	
1	Independent Directors	-	-	-	-
	Fee for attending board /committee meetings	25,000.00	25,000.00	25,000.00	75,000.00
	Commission	-	-	-	-
	Others, please specify	-	-	-	-
	Total (1)	25,000.00	25,000.00	25,000.00	75,000.00
2	Other Non-Executive Directors	-	-	-	-
	Fee for attending board committee meetings	-	-	-	-
	Commission	-	-	-	-
	Others, please specify	-	-	-	-
	Total (2)	-	-	-	-
	Total (B)=(1+2)	25,000.00	25,000.00	25,000.00	75,000.00
	Total Managerial Remuneration	-	-	-	-
	Overall Ceiling as per the Act	-	-	-	-

C. Remuneration to Key Managerial Personnel other than MD/Manager/WTD

Sr. No.	Particulars of Remuneration	Name of Key Managerial Personnel			Total Amount
		Name----->	-	Mrs. Shila Kailash Dhawale	
	Designation----->	CEO	CFO	CS	
1	Gross salary	-	998,841.00	403,565.00	1,402,406.00
	(a) Salary as per provisions contained in section	-	-	-	-
	(b) Value of perquisites u/s 17(2) Income-tax Act, 1961	-	-	-	-
	(c) Profits in lieu of salary under section 17(3) Income- tax Act, 1961	-	-	-	-
2	Stock Option	-	-	-	-
3	Sweat Equity	-	-	-	-
4	Commission	-	-	-	-
	- as % of profit	-	-	-	-
	- others, specify	-	-	-	-
5	Others, please specify	-	-	-	-
	Total	-	998,841.00	403,565.00	1,402,406.00

VII. PENALTIES / PUNISHMENT/ COMPOUNDING OF OFFENCES:

Type	Section of the Companies Act	Brief Description	Details of Penalty / Punishment/ Compounding fees imposed	Authority [RD / NCLT/ COURT]	Appeal made, if any (give Details)
A. COMPANY					
Penalty					
Punishment					
Compounding					
B. DIRECTORS					
Penalty					
Punishment					
Compounding					
C. OTHER OFFICERS IN DEFAULT					
Penalty					
Punishment					
Compounding					

For and on behalf of Board of Directors

KRANTI INDUSTRIES LIMITED

Sd/-

SACHIN SUBHASH VORA
(CHAIRMAN & MANAGING DIRECTOR)
(DIN: 02002468)

DATE: 26th July 2019

PLACE: PUNE

Sd/-

SUMIT SUBHASH VORA
(WHOLE TIME DIRECTOR)
(DIN: 02002416)



ANNEXURE II FORM NO - AOC-2

Annexure II

FORM NO. AOC-2

[Pursuant to clause (h) of sub-section (3) of Section 134 of the Act and Rule 8 (2) of the Companies (Accounts) Rules, 2014]
Form for disclosure of particulars of contracts/arrangements entered into by the Company with related parties referred to in sub-section (1) of section 188 of the Companies Act, 2013 including certain arms length transaction under third proviso thereto.

1 Details of contracts or arrangements or transaction not at arm's length basis:

There was no contract/arrangement/transaction entered into during the financial year ended 31st March 2019 which were not at arm's length basis.

2 Details of material contracts or arrangements or transactions at arm's length basis:

The details of material contracts or arrangements or transactions at arm's length basis for the financial year ended 31st March, 2019 is as follows:

Sr. No.	Name(s) of the related party and nature of relationship	Nature of contracts / arrangements / transactions	Duration of the contracts / arrangements / transactions	Salient terms of the contracts or arrangements or transactions including the value, if any:	Date(s) of approval by the Board, if any:	Amount paid as advances, if any:
1	Wonder Precision Private Limited	Purchase of Material and Job-work Charges	2 Years	Purchase of Material and Job-work charges	Approval of Board of Directors obtained on July 27, 2017	0.00

For and of behalf of Board of Directors
KRANTI INDUSTRIES LIMITED

Sd/-

SACHIN SUBHASH VORA
CHAIRMAN & MANAGING DIRECTOR
(DIN: 02002468)

Sd/-

SUMIT SUBHASH VORA
WHOLE TIME DIRECTOR
(DIN: 02002416)



ANNEXURE III MANAGEMENT DISCUSSION AND ANALYSIS

Corporate overview:

Our Company was incorporated on December 5, 1995, as "Kranti Precision Tools Private Limited" under the provisions of the Companies Act, 1956 with the Registrar of Companies, Bombay bearing Registration Number 095016. We subsequently changed the name of our Company from "Kranti Precision Tools Private Limited" to "Kranti Industries Private Limited" pursuant to shareholders resolutions passed at the Extra Ordinary General Meeting held on February 8, 2002. A fresh Certificate of Incorporation consequent upon name change was granted to our Company on March 11, 2002 by the Registrar of Companies, Pune. Subsequently, our Company was converted into public limited company pursuant to Shareholders Resolution passed at the Extra Ordinary General Meeting held on July 31, 2015 and the name of our Company was changed to "KRANTI INDUSTRIES LIMITED" vide a fresh Certificate of Incorporation dated August 17, 2015 issued by the Registrar of Companies, Pune. The Corporate Identification Number of our Company is U29299PN1995PLC095016.

Prior to the incorporation of the Company, our founder promoter Late Shri. Subhash Vora was conducting the business through the erstwhile partnership firm namely M/s Kranti Industries ("the Firm"). In the year 2001-2002 our Company became a partner of the M/s Kranti Industries. Subsequently in the financial year 2002-2003, upon retirement of all the partners of the firm (save and except our Company), our Company took over the running business of the firm including all the assets and liabilities of the Firm as on March 31, 2002 and the said Firm was dissolved with effect from April 1, 2002.

Currently, Today the operations are spread over 2 units located in Pirangut, Pune and a Subsidiary unit in Pune and Associate concern at Rajkot. Shop Floor area at present is around 70000 Sq. ft, with all the required infrastructure in place. Customer Profile includes renowned OEMs in respective industry.

After the sad demise of our Promoter Subhash Vora in 2011, today the entire operations are managed by his sons viz. Sachin Vora and Sumit Vora. In February 2019, the Company is listed on BSE- SME platform.

In the year 2019-20, the Company is planning to expand the activities by having additional factory premises in Pirangut Pune as its 3rd Unit to cater the increasing requirements of customers.

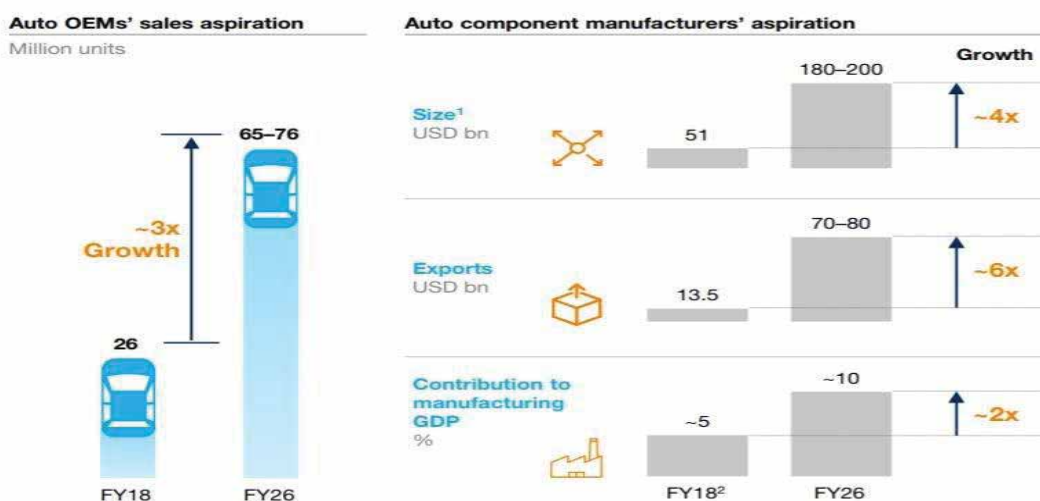
INDIAN ECONOMIC DEVELOPMENT & GROWTH REPORT:

Introduction

The Indian auto-components industry has experienced healthy growth over the last few years. The auto-component industry of India has expanded by 18.3 per cent to reach at a level of US\$ 51.2 billion in FY 2017-18.

The auto-components industry accounts for 2.3 per cent of India's Gross Domestic Product (GDP) and employs as many as 1.5 million people directly and indirectly each. A stable government framework, increased purchasing power, large domestic market, and an ever-increasing development in infrastructure have made India a favourable destination for investment.

Huge aspirations ahead for automotive OEMs and component manufacturers



¹ Includes OEM sales, aftermarket and exports

² For contribution to manufacturing GDP, year used is 2017

SOURCE: OEM aspiration numbers drawn from Automotive Mission Plan 2026 and expert inputs to estimate three-wheeler sales, which were extrapolated at 7 percent (base case) and 10 percent (optimistic case); Society of Indian Automobile Manufacturers, IHS Markit

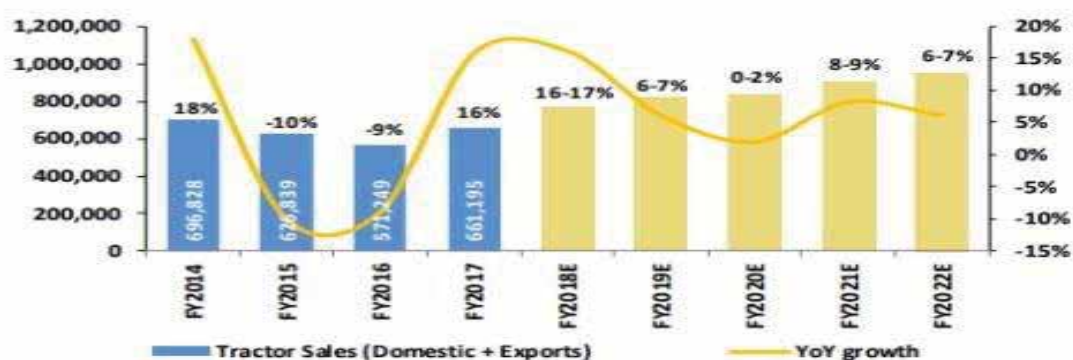
Market Size

The Indian auto-components industry can be broadly classified into the organised and unorganised sectors. The organised sector caters to the Original Equipment Manufacturers (OEMs) and consists of high-value precision instruments while the unorganised sector comprises low-valued products and caters mostly to the aftermarket category.

The total value of India's automotive exports stood at US\$ 13.5 billion in 2017-18 as compared US\$ 10.9 billion in the year 2016-17. This has been driven by strong growth in the domestic market and increasing globalisation (including exports) of several Indian suppliers. Growth is further expected to accelerate to 8-10 per cent in FY19 due to pick up in global scenario. **

According to the Automotive Component Manufacturers Association of India (ACMA), the Indian auto-components industry is expected to register a turnover of US\$ 100 billion by 2020 backed by strong exports ranging between US\$ 80- US\$ 100 billion by 2026

Exhibit 48: Trend in Annual Tractor Sales Volumes (Domestic + Export)



Source: ICRA Research

India's contribution to auto component imports of big importing markets

USD bn, CY 2017

Top 15 auto component imports for various countries/regions	India's contribution to imports	Top 10 exported components
124	1.2	<ul style="list-style-type: none"> Steering reservoir & steering gear systems Diesel engine parts Chassis/body Brakes and servo brakes Ignition wiring sets Pumps Drive axles Gear box and parts Forged or stamped parts Transmission shafts
242	1.6	
39	0.3	

SOURCE: UN Comtrade

Investments

The Foreign Direct Investment (FDI) inflows into the Indian automotive* industry during the period April 2000 – December 2018 were recorded at US\$ 20.85 billion, as per data by the Department of Industrial Policy and Promotion (DIPP).

Some of the recent investments made/planned in the Indian auto components sector are as follows:

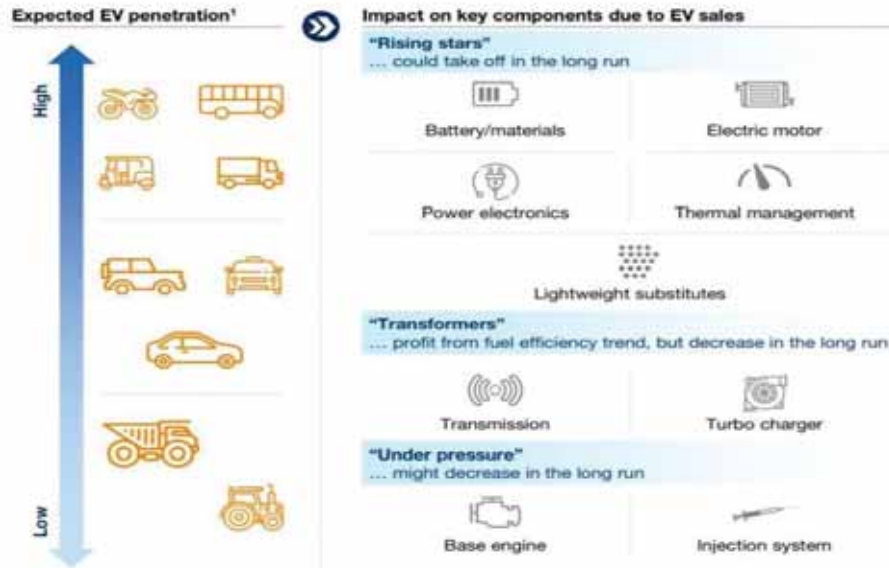
- *Schaeffler India, the Indian arm of Germany's automotive and industrial parts maker, is planning to invest Rs 300 crore (US\$ 46.66 million) per annum over FY18-19.*

- *As of December 2018, German automotive major Continental has planned investments of Rs 180 crore (US\$ 25.65 million) for setting up a premium surface materials facility in Pune. The facility will have an initial capacity of five million square metres and is expected to start production in 2020.*
- *In October 2018, IMI Precision Engineering inaugurated its second largest manufacturing facility in the Asia Pacific region. The company is planning to expand its product and technical offerings over the course of the next few years.*
- *As of September 2018, air-compressor manufacturer Elgi Equipments is going to invest Rs 18 crore (US\$ 2.56 million) for setting up of a motor production facility in India. The facility is expected to be commissioned in Q1 FY20.*

Achievements

- *Following are the achievements of the government in the past four years:*
- *The FAME – India Scheme formulated by Department of Heavy Industry led to a continuous increase in registered OEMs and vehicle models. Also, the scheme enhanced the sales of electric vehicles and about 261,507 electric/hybrid vehicles were supported under the scheme up to December 6, 2018. In February 2019, the Government of India approved the FAME-II scheme with a fund requirement of Rs 10,000 crore (US\$ 1.39 billion) for FY20-22.*
- *Under National Automotive Testing and R&D Infrastructure Project (NATRiP) various facilities including passive safety labs comprising of crash core facility and crash instrumentations including dummies were established at ICAT-Manesar & ARAI-Pune*
- *To give a fresh thrust to e-mobility in public transport, Department of Heavy Industry announced the launch of public & shared mobility based on electric powertrain.*

Offer "rising star" components which would take off in the long run due to an increase in EV sales



¹ Expected penetration of battery electric vehicles (BEV), based on the mode of responses from a survey of around 30 industry experts, McKinsey Center for Future Mobility India Roundtable, 2017

SOURCE: IHS Markit; Company websites

Government Initiatives

The Government of India's Automotive Mission Plan (AMP) 2006–2016 has come a long way in ensuring growth for the sector. Indian Automobile industry is expected to achieve a turnover of \$300 billion by the year 2026 and will grow at a rate of CAGR 15 per cent from its current revenue of \$74 billion.

Government has come out with Automotive Mission Plan (AMP) 2016-26 which will help the automotive industry to grow and will benefit Indian economy in the following ways:

- Contribution of auto industry in the country's GDP will rise to over 12 per cent
- Around 65 million incremental number of direct and indirect jobs will be created
- End of life Policy will be implemented for old vehicles



Road Ahead

The rapidly globalising world is opening up newer avenues for the transportation industry, especially while it makes a shift towards electric, electronic and hybrid cars, which are deemed more efficient, safe and reliable modes of transportation. Over the next decade, this will lead to newer verticals and opportunities for auto-component manufacturers, who would need to adapt to the change via systematic research and development.

The Indian auto-components industry is set to become the third largest in the world by 2025. Indian auto-component makers are well positioned to benefit from the globalisation of the sector as exports potential could be increased by up to US\$ 30 billion by 2021E.

**Exchange Rate Used: INR 1 = US\$ 0.0139 as of Q3 FY19

Notes: ** As per CRISIL Research, * - Includes automobile and auto-components, E – Estimated, SAMARTH - Smart & Advanced Manufacturing and Rapid Transformation Hub
Source : <https://www.ibef.org/industry/autocomponents-india.aspx>

BUSSINESS PERFORMANCE

Highlights

Your Company is in the business of manufacturing of auto mobile parts during the financial year 2018-19, despite the challenging business environment your companies total sales registered a growth of 38.23% Total sales being Rs 5788.11 Lakhs in the year 2018-19. Your company Net Profit margin stood at Rs. 202.45 Lakhs. The increase in profit is mainly due to the increase of sales.

Market Presence:

We specialize in manufacturing precision machined components for automotive and its ancillary industries based on technical specifications and designs provided by our customers. Given the nature of our products and the sector in which we operate, we believe that our customers have high expectations for product quality and delivery schedules. Adherence to quality standards is a critical factor in precision machined components manufactured by your Company.

Our Competitive Strength:

We believe we have the following competitive strengths:

- Quality standards and IATF certified organisation
- Experienced and professional management team
- Stable customer base
- Wide product range and product segments
- Well established manufacturing facility
- Use of green energy

OPPORTUNITIES:

The company mainly caters to the requirement of automotive and tractor segment. The company enjoys an unstinted confidence from its valued customers by providing superior quality products. India's economic growth will present tremendous opportunities for growth in automobile and non-automotive segment. The company strives to create sustainable, profitable growth by using superior technology and maintaining product quality and offering wide range of products to different market segments, which will give us a competitive edge in the market. The company has got excellent potential for growth in Domestic market, as well as Export market which is still untouched.

THREATS:

The company is aware of competition from established players with strong financial backup as well as players in unorganised sector. Instability in prices of power, freight and other input cost are perceived as threats. Input costs including labour cost is increasing day by day.

In a global market, opportunities can spring up anywhere, anytime just as threats can come from any part or segment of global industry.

Internal Control System and their Adequacy:

The Company has adequate internal control system, commensurate with the size of its operations. Adequate records and documents are maintained as per statutory requirements. The audit committee reviews adequacy and effectiveness of the company's internal control environment and monitors the implementation of audit recommendations. The audit committee gives valuable suggestions from time to time for improvement of the company's business processes, systems and internal controls. All efforts are been made to make the internal system more effective.

Human Resources and Industrial Relations:

Your company's HR philosophy is to build a high performing organization, where everyone is motivated to perform to the fullest capacity to contribute to developing and achieving individual excellence and departmental objectives and continuously improve performance to realise the full potential of our personnel. Your company continues to maintain positive work environment and constructive relationship with its employees with a continuing focus on productivity and efficiency. Your company is focused on building a high-performance culture with a growth mindset. Developing and strengthening capabilities of all employees has remained an ongoing priority.

For and on behalf of Board of Directors

KRANTI INDUSTRIES LIMITED

Sd/-

Sachin Vora

Chairman & Managing Director

DIN : 02002468

Date: July 26, 2019

ANNEXURE IV - DISCLOSURE UNDER SECTION 197 OF ACT

Statement of Disclosure of Remuneration under section 197 of the Companies Act, 2013 and Rules 5(1) of the Companies (Appointment and Remuneration of Managerial Personnel) Rules, 2014.

Remuneration of each Director and Key Managerial Personnel (KMP) along with particulars of increase on remuneration during the financial year, ratio of remuneration of Directors to the median remuneration of Employees:

Name of Directors / Key Managerial Personnel	Remuneration (Rs. In Lakh)	% Increase in Remuneration	Ratio of Director's Remuneration to median Remuneration
NON- EXECUTIVE DIRECTOR			
Mrs Indubala Vora	-	-	-
Mr Prakash Kamat	-	-	-
Mr Shashikant Bugde	-	-	-
Mr Pramod Apshankar	-	-	-
EXECUTIVE DIRECTOR			
Mr Sachin Vora	25,58,163.00	7.19%	10.1:1
Mr Sumit Vora	25,58,163.00	7.19%	10.1:1
KEY MANAGERIAL PERSONNEL			
Mrs Shila Dhawale	9,98,841.00	11.39%	3.6:1
Mr Bhavesh Selarka	4,03,565.00	26.49%	1.6:1

Comparison of the remuneration of the Key Managerial Personnel against the performance of the Company.

Sr. No	Name of the KMP	Remuneration	Total Revenue	% to Total Revenue
1	Shila Dhawale	9,98,841.00	58,32,88,357.55	0.17%
2	Bhavesh Selarka	4,03,565.00	58,32,88,357.55	0.07%

Note: Non- Executive Directors Remuneration represents only sitting Fees. The remuneration paid to them as Director / KMP owing to Change in role/ designation or paid for part of the year, is not comparable and hence, not stated.

The median remuneration has been worked out on the basis of CTC of the Employees who were in the payroll for the entire financial year.

Information as per Rule 5 (2) of chapter XIII: Companies (Appointment of Remuneration of Managerial Personnel) Rules: 2014 : as amended :

REQUIREMENTS	DISCLOSURE
The percentage increase in the median remuneration of employees in the financial year.	28.30%
The number of permanent employees on the rolls of the Company.	153 employees as at March 31, 2019.
Affirmation that the remuneration is as per the Remuneration policy of the Company.	It is affirmed that the remuneration paid is as per the Remuneration Policy applicable for Directors, Key Managerial Personnel and other employees, adopted by the Company

**For and on behalf of Board of Directors
Kranti Industries Limited**

Sd/-

**Sachin Vora
(Chairman & Managing Director)
DIN: 02002468**

Date: July 26, 2019.

AUDITOR'S CERTIFICATE OF COMPLIANCE WITH CORPORATE GOVERNANCE

**TO
THE MEMBERS OF KRANTI INDUSTRIES LIMITED**

We have examined the compliance of conditions of Corporate Governance by KRANTI INDUSTRIES LIMITED for the year ended March 31, 2019, as stipulated in the Listing Agreement of the said Company with the Stock Exchanges.

The Compliance of conditions of Corporate Governance is the responsibility of the Management. Our examination was limited to procedures and implementation thereof adopted by the Company for ensuring the compliance with the conditions of Corporate Governance. It is neither an audit nor an expression of opinion on the financial statements of the Company.


In our opinion and to the best of our information and according to the explanations given to us, the representation made by the directors and management, we certify that the Company has complied with the conditions of Corporate Governance as stipulated in amended of the Listing Agreement As required by the Guidance note issued by the Institute of Chartered Accountants of India, we have to state that no investor grievances is pending for a period exceeding one month against the Company as per record maintained by the Company.

We further state that such compliance is neither an assurance as to the future viability of the Company nor the efficiency or effectiveness with which the management has conducted the affairs of the Company.

**For and On behalf of
ADV & ASSOCIATES
Chartered Accountants
Firm Registration number: 128045W**

**Sd/-
Prakash Mandhaniya
Partner.
Membership number: 421679
UDIN : 19421679AAAAV3011**

Date: July 26, 2019.



SECRETARIAL AUDIT REPORT – FORM NO. MR-3

FOR THE FINANCIAL YEAR ENDED ON 31ST MARCH, 2019

[Pursuant to section 204(1) of the Companies Act, 2013 and
rule No.9 of the Companies)

(Appointment and Remuneration of Managerial Personnel) Rules, 2014]

To,

The Members of KRANTI INDUSTRIES LIMITED

Gat No. 267/B/1, At Post Pirangut

Tal. Mulshi, Pune – 412115

Maharashtra, India

I have conducted the secretarial audit of the compliance of applicable statutory provisions and the adherence to good corporate practices by **Kranti Industries Limited** (hereinafter called "the Company"). Secretarial Audit was conducted in a manner that provided me a reasonable basis for evaluating the corporate conducts / statutory compliances and expressing my opinion thereon.

Based on my verification of the Company's books, papers, minute books, forms and returns filed and other records maintained by the Company and also the information provided by the Company, its officers, agents and authorised representatives during the conduct of secretarial audit, I hereby report that in my opinion, the Company has, during the audit period covering the financial year ended on March 31, 2019 ('Audit Period'), complied with the statutory provisions listed hereunder and also that the Company has proper Board processes and compliance mechanism in place to the extent, in the manner and subject to the reporting made hereinafter:

I have examined the books, papers, minute books, forms and returns filed and other records made available to us and maintained by the Company for the financial year ended on March 31, 2019 according to the provisions of:

- (i) The Companies Act, 2013 (the Act) and the rules made thereunder;
- (ii) The Securities Contracts (Regulation) Act, 1956 ('SCRA') and the rules made thereunder;
- (iii) The Depositories Act, 1996 and the Regulations and Bye-laws framed thereunder;
- (iv) Foreign Exchange Management Act, 1999 and the rules and regulations made thereunder to the extent of Foreign Direct Investment.
- (v) The following Regulations and Guidelines prescribed under the Securities

and Exchange Board of India Act, 1992 ('SEBI Act'):-

- (a) The Securities and Exchange Board of India (Substantial Acquisition of Shares and Takeovers) Regulations, 2011;
- (b) The Securities and Exchange Board of India (Prohibition of Insider Trading) Regulations, 2015;
- (c) The Securities and Exchange Board of India (Issue of Capital and Disclosure Requirements) Regulations, 2009;
- (d) The Securities and Exchange Board of India (Share Based Employee Benefits) Guidelines, 2014 **(Not Applicable to the Company during the Audit Period)**;
- (e) The Securities and Exchange Board of India (Issue and Listing of Debt Securities) Regulations, 2008 **(Not Applicable to the Company during the Audit Period)**;
- (f) The Securities and Exchange Board of India (Registrars to an Issue and Share Transfer Agents) Regulations, 1993 regarding the Act and dealing with client;
- (g) The Securities and Exchange Board of India (Delisting of Equity Shares) Regulations, 2009 **(Not Applicable to the Company during the Audit Period)**; and
- (h) The Securities and Exchange Board of India (Buyback of Securities) Regulations, 1998 **(Not Applicable to the Company during the Audit Period)**
- (i) The Securities and Exchange Board of India (Listing Obligations and Disclosure Requirements) Regulations, 2015 **(to the extent applicable to securities of the Company listed on SME platform of BSE).**

I have also examined compliance with the applicable clauses of the following:

- (I) Secretarial Standards issued by The Institute of Company Secretaries of India with respect to board meetings and general meetings.
- (II) The Listing Agreements entered into by the Company with BSE Limited.

During the period under review, the Company has complied with the provisions

of the Act, Rules, Regulations, Guidelines, Standards etc. mentioned above.
I further report that, there are no such specific laws applicable to the Company.

I further report that,

The Board of Directors of the Company is duly constituted with proper balance of Executive Directors, Non-Executive Directors and Independent Directors. The changes in the composition of the Board of Directors that took place during the period under review were carried out in compliance with the provisions of the Act.

Adequate notice is given to all directors to schedule the Board Meetings. Except where consent of the directors was received for scheduling meeting at a shorter notice, agenda and detailed notes on agenda were sent at least seven days in advance. A system exists for seeking and obtaining further information and clarifications on the agenda items before the meeting and for meaningful participation at the meeting.

All decisions at Board Meetings and Committee Meetings are carried out unanimously as recorded in the minutes of the meetings of the Board of Directors or Committees of the Board, as the case may be.

I further report that there are adequate systems and processes in the Company commensurate with the size and its operations to monitor and ensure compliance with applicable laws, rules, regulations and guidelines.

I further report that during the audit period, the Company has

- got listed its securities on SME platform of Bombay Stock Exchange on 28th February, 2019.

Place: Pune

Date: 24th July, 2019

**For H. J. Patel & Co.
Company Secretaries**

Sd/-

Harsheet J. Patel

Proprietor

FCS No. 7948; CP No. 8433

'Annexure A'

To,

The Members of KRANTI INDUSTRIES LIMITED

My report of even date is to be read along with this letter.

- a) Maintenance of secretarial records is the responsibility of the management of **Kranti Industries Limited** (hereinafter called "the Company"). My responsibility is to express an opinion on these secretarial records based on our audit.
- b) I have followed the audit practices and process as were appropriate to obtain reasonable assurance about the correctness of the contents of the secretarial records. The verification was done on test basis to ensure that correct facts are reflected in secretarial records. I believe that the process and practices, I followed provide a reasonable basis for our opinion.
- c) I have not verified the correctness and appropriateness of financial records and Books of Accounts of the Company.
- d) Wherever required, I have obtained the Management representation about the compliance of laws, rules and regulations and happening of events etc.
- e) The compliance of the provisions of Corporate and other applicable laws, rules, regulations, standards is the responsibility of management. My examination was limited to the verification of procedure on test basis.
- f) The Secretarial Audit report is neither an assurance as to the future viability of the Company nor of the efficacy or effectiveness with which the management has conducted the affairs of the Company.

Place: Pune

Date: 24th July, 2019

**For H. J. Patel & Co.
Company Secretaries**

Sd/-

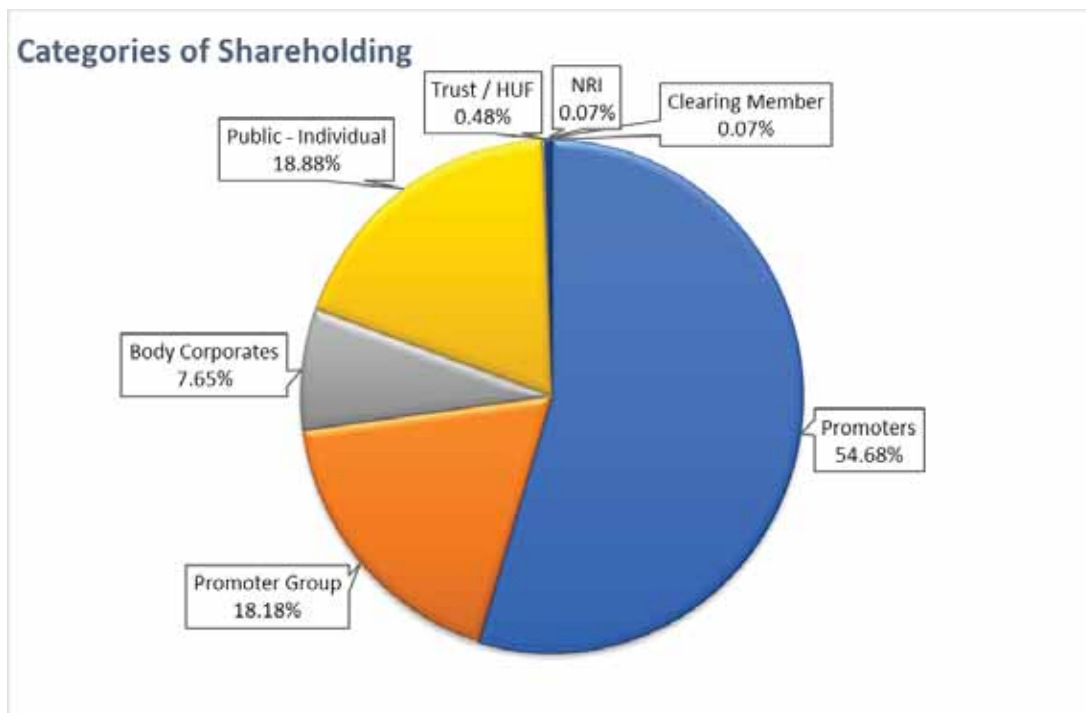
**Harsheet J. Patel
Proprietor**

FCS No. 7948; CP No. 8433

SHAREHOLDER INFORMATION

CATEGORIES OF SHAREHOLDER AS ON MARCH, 2019.

Categories	% of Holding	No of Shares
Promoters	54.68%	48,12,730.00
Promoter Group	18.18%	16,00,600.00
Body Corporates	7.65%	6,73,021.00
Public - Individual	18.88%	16,61,649.00
Clearing Member	0.07%	6,000.00
NRI	0.07%	6,000.00
Trust / HUF	0.48%	42,000.00



Re-Conciliation of share capital Audit:

As stipulated by SEBI, a qualified chartered accountant carries out to reconcile the total admitted capital with National Securities Depository Limited (NSDL) and Central Depository Depository Services (CDSL) and the total issued and listed capital.

The audit is carried out every quarter and the report thereon are submitted to the Stock Exchange where the companies shares are listed. The audit confirms that the total listed and paid up capital is in agreement with the aggregate of total number of shares in Dematerialised form (held with NSDL & CDSL)

Bifurcation of shares held in physical and demat form as on the March 31, 2019

Particulars	No of shares	Percentage
Physical Segment	0.00	0
DMAT Segment		
A) NSDL	56,16,180	63.80%
B) CDSL	31,85,820	36.19%
Total (A+B)	88,02,000	100.00%

DETAILS OF SHARES LISTED ON THE STOCK EXCHANGE :

Name & Address of stock exchange	Stock Code: Script Code: 542459
BSE Limited	Script Symbol: KRANTI
Phiroze Jeejeebhoy Towers	
Dalal Street, Fort	
Mumbai- 400001	

SHARE PRICE DATA:

Month	Open	High	Low	Close	No. of Shares	No. of Trades	Total Turnover
Feb-19	35.25	37.00	35.25	36.95	5,70,000	183	209,65,050
Mar-19	38.00	38.00	34.50	36.05	3,00,000	78	108,02,100
Apr-19	36.50	40.90	36.25	39.50	3,06,000	99	117,37,950
May-19	39.00	41.00	30.60	37.50	2,97,000	96	111,28,200
Jun-19	37.10	37.10	35.10	37.00	90,000	30	32,55,900

Means of Communication to shareholders;

Effective communication of information is an essential component of Corporate Governance. It is a process of sharing information, thoughts, ideas and plans of all stakeholders which promotes management shareholders relations. The Company regularly interacts with shareholders through multiple channels of communication such as results, announcements, annual report, media releases , company website.

1. The unaudited half yearly results are announced within Forty-five days of the close of the half year. The audited annual results are announced within Sixty days from the closure of the Financial year as per the requirement of the SEBI (LODR) Regulation, 2015.
2. The approved financial results are forthwith sent to the stock exchange and displayed on the Companies website at <https://www.krantiindustries.com>
3. Managerial discussion and Analysis form part of the Annual Report which is

- sent to the shareholders of the Company.
4. The half yearly results, shareholding pattern , quarterly/half yearly compliances and all other corporate communication to the stock exchange viz. BSE Limited of India are filed electronically. The Company has complied with filling submission through BSE's – BSE Listing Centre.
 5. Under "Investor" Tab on the Company's website gives relevant information of interest to the investors/ public.

Share Transfer System

As all the shares held in Dematerialised mode, the transfer take place instantly between the transferor, transferee and the depository participants through electronic debit/ credit of the accounts involved. In Compliance with the Listing Regulation, a practising Company Secretary carries out audit of the system and a certificate to that effect is issued.

Nomination:

Nomination facility in respect of shares held in electronic form is available with the depository participants as per the bye-laws and business rules applicable to NSDL & CDSL. Nomination form can be obtained from company's Registrar and Share Transfer agent.

Service of Documents through Electronic mode:

As a part of green initiatives, the members who wish to receive the notice/ documents through email, may kindly intimate their email address to the Companies Registrar and Transfer Agent.

Address for Correspondence

Compliance Officer	RTA	Correspondence with Company
Mr Bhavesh Selarka Company Secretary & Compliance officer Phone: 020-66755676 Email Id; cs@ krantiindustries.com	Sharex Dynamic India Private Limited Unit No 1 Luthra Indl. Premises Andheri Kurla Road Safed Pool Andheri East, Mumbai 400 072 Phone: 022-2851 5606 Email Id: support@sharexindia.com	Kranti industries Limited Registered office: Gat No.267/B/1, At Post Pirangut, Tal. Mulshi, Pune MH 412115. Maharashtra Phone: 020-66755676 Email: investor@ krantiindustries.com



CFO CERTIFICATION TO THE BOARD

To,
The Board Directors of
Kranti Industries Limited

I, Sheela Kailash Dhawale, CFO (Chief Financial Officer) of Kranti Industries Limited hereby certifies that:

a) I have reviewed Financial Statement and the Cash Flow Statement for the financial year ended March 31, 2019 and that to the best of our knowledge and belief.

(i) These statements do not contain any materially untrue statement or omit any material fact or contain statements that might be misleading.

(ii) These statements together present a true and fair view of the Company's affairs and are in compliance with existing accounting standards applicable laws and regulations.

b) There are to the best of my knowledge and belief, no transactions entered by the Company during the year which are fraudulent, illegal or violative of the Company's code of conduct.

c) We are responsible for establishing and maintaining internal controls for financial reporting and that we have evaluated the effectiveness of the internal control systems of the Company pertaining to financial reporting and we have disclosed to the Auditors and the Audit Committee, deficiencies in the design or operation of such internal controls, if any of which we are aware and the and steps we have taken or propose take to rectify these deficiencies.

d) We have indicated to the Auditors and the Audit committee that:

I. There have been no significant changes in internal control over financial reporting during the year.

II. There have been no significant changes in accounting polices during the year and

III. There have been no instances of significant fraud of which we have become aware and the involvement there in if any of the management or an employee having a significant role in the Company's internal control system over financial reporting.

**For and on behalf of
Kranti Industries Limited**

Sd/-

**Sheela Dhawale
(Chief Financial Officer)
Place: Pune
Date: 13th May 2019**

**Declaration by the managing Director to Compliance with the Code of
Business Conduct and Ethics.**

I hereby confirm that, all the Directors and Senior Management Personnel have affirmed with KRANTI INDUSTRIES LIMITED Code of Business conduct and Ethics for the year ended March 31, 2019

**For and on behalf of
Kranti Industries Limited**

Sd/-

**Sachin Vora
(Chairman & Managing Director)
(DIN: 02002468)**

**AUDITED
FINANCIAL
STATEMENT
(STANDALONE)**



INDEPENDENT AUDITORS REPROT ON STANDLONE FINANCIALS

TO
THE MEMBERS OF KRANTI INDUSTRIES LIMITED
Report on the Audit of the Financial Statements

Opinion

We have audited the accompanying financial statements of KRANTI INDUSTRIES LIMITED (“the Company”), which comprise the Balance Sheet as at March 31, 2019, the Statement of Profit and Loss and the Statement of Cash Flows for the year ended on that date, and a summary of the significant accounting policies and other explanatory information (hereinafter referred to as “the financial statements”).

In our opinion and to the best of our information and according to the explanations given to us, the aforesaid financial statements give the information required by the Companies Act, 2013 (“the Act”) in the manner so required and gives true and fair view in conformity with the Accounting Standards prescribed under section 133 of the Act and other accounting principles generally accepted in India, of the state of affairs of the Company as at March 31, 2019, the profit & Loss statement and its cash flows for the year ended on that date.

Basis for opinion

We conducted our audit of the financial statements in accordance with the Standards on Auditing specified under section 143(10) of the Act (SAs). Our responsibilities under those Standards are further described in the Auditor’s Responsibilities for the Audit of the Financial Statements section of our report. We are independent of the Company in accordance with the Code of Ethics issued by the Institute of Chartered Accountants of India (ICAI) together with the independence requirements that are relevant to our audit of the financial statements under the provisions of the Act and the Rules made thereunder, and we have fulfilled our other ethical responsibilities in accordance with these requirements and the ICAI’s Code of Ethics. We believe that the audit evidence we have obtained is sufficient and appropriate to provide a basis for our audit opinion on the financial statements.

Key audit matters:

Key audit matters are those matters that, in our professional judgment, were of most significance in our audit of the financial statements of the current period. These matters were addressed in the context of our audit of the

financial statements as a whole, and in forming our opinion thereon, and we do not provide a separate opinion on these matters. We have determined the matters described below to be the key audit matters to be communicated in our report.

Sr. No.	Key Audit Matter
1	<p>Revenue Recognition (refer Note. 2.11 related to Revenue)</p> <p>We focused on this area as a key audit matter due to the risk of incorrect timing of revenue recognition and estimation related to recording the discount and rebates. According to the financial statement' accounting principles revenue is recognized at a point in time when the control of the goods is transferred to the customer according to delivery terms. Due to variation of contractual sales terms and practices across the market and the pressure, the management may feel to achieve performance targets, there is a risk of material error.</p> <p>Auditor's Response</p> <p>To address this risk of material misstatement relating to revenue recognition, our audit procedures included:</p> <p>Assessing the compliance of company's revenue recognition policies with applicable accounting standards, including those related to discounts and rebates.</p> <p>Assessing the adequacy of relevant disclosures.</p>
2	<p>Inventory valuation (refer Note. 2.10 related to inventories)</p> <p>Inventory were considered as a Key audit matter due to the size of the balance and because inventory valuation involves management judgement. According to company's accounting policies inventories are measured at the lower of cost or net realizable value.</p> <p>Auditor's Response</p> <p>To address the risk for material error on inventories, our audit procedures included amongst other:</p> <p>Assessing the compliance of company's accounting policies over inventory with applicable accounting standards.</p> <p>Assessing the analyses and assessment made by management with respect to slow moving stock.</p>

Information Other than the Financial Statements and Auditor's Report Thereon

The Company's Board of Directors is responsible for the preparation of the other information. The other information comprises the information included in the Management Discussion and Analysis, Board's Report including Annexures to Board's Report, Business Responsibility Report, Corporate Governance and Shareholder's Information, but does not include the financial statements and our auditor's report thereon.

Our opinion on the financial statements does not cover the other information and we do not express any form of assurance conclusion thereon.


In connection with our audit of the financial statements, our responsibility is to read the other information and, in doing so, consider whether the other information is materially inconsistent with the financial statements or our knowledge obtained during the course of our audit or otherwise appears to be materially misstated.

If, based on the work we have performed, we conclude that there is a material misstatement of this other information, we are required to report that fact. We have nothing to report in this regard.

Management's Responsibility for the Financial Statements

The Company's Board of Directors is responsible for the matters stated in section 134(5) of the Act with respect to the preparation of these financial statements that give a true and fair view of the financial position, financial performance and cash flows of the Company in accordance with the AS and other accounting principles generally accepted in India. This responsibility also includes maintenance of adequate accounting records in accordance with the provisions of the Act for safeguarding the assets of the Company and for preventing and detecting frauds and other irregularities; selection and application of appropriate accounting policies; making judgments and estimates that are reasonable and prudent; and design, implementation and maintenance of adequate internal financial controls, that were operating effectively for ensuring the accuracy and completeness of the accounting records, relevant to the preparation and presentation of the financial statements that give a true and fair view and are free from material misstatement, whether due to fraud or error.

In preparing the financial statements, management is responsible for



assessing the Company's ability to continue as a going concern, disclosing, as applicable, matters related to going concern and using the going concern basis of accounting unless management either intends to liquidate the Company or to cease operations, or has no realistic alternative but to do so.

The Board of Directors are responsible for overseeing the Company's financial reporting process.

Auditor's Responsibilities for the Audit of the Financial Statements

Our objectives are to obtain reasonable assurance about whether the financial statements as a whole are free from material misstatement, whether due to fraud or error, and to issue an auditor's report that includes our opinion. Reasonable assurance is a high level of assurance but is not a guarantee that an audit conducted in accordance with SAs will always detect material misstatement when it exists. Misstatements can arise from fraud or error and are considered material if, individually or in the aggregate, they could reasonably be expected to influence the economic decisions of users taken based on these financial statements.

As part of an audit in accordance with SAs, we exercise professional judgment and maintain professional scepticism throughout the audit. We also:

- Identify and assess the risks of material misstatement of the financial statements, whether due to fraud or error, design and perform audit procedures responsive to those risks, and obtain audit evidence that is sufficient and appropriate to provide a basis for our opinion. The risk of not detecting a material misstatement resulting from fraud is higher than for one resulting from error, as fraud may involve collusion, forgery, intentional omissions, misrepresentations, or the override of internal control.
- Obtain an understanding of internal financial controls relevant to the audit in order to design audit procedures that are appropriate in the circumstances. Under section 143(3)(i) of the Act, we are also responsible for expressing our opinion on whether the Company has adequate internal financial controls system in place and the operating effectiveness of such controls.
- Evaluate the appropriateness of accounting policies used and the reasonableness of accounting estimates and related disclosures made by management.
- Conclude on the appropriateness of management's use of the going concern basis of accounting and, based on the audit evidence obtained, whether a

material uncertainty exists related to events or conditions that may cast significant doubt on the Company's ability to continue as a going concern. If we conclude that a material uncertainty exists, we are required to draw attention in our auditor's report to the related disclosures in the financial statements or, if such disclosures are inadequate, to modify our opinion. Our conclusions are based on the audit evidence obtained up to the date of our auditor's report. However, future events or conditions may cause the Company to cease to continue as a going concern.

- Evaluate the overall presentation, structure and content of the financial statements, including the disclosures, and whether the financial statements represent the underlying transactions and events in a manner that achieves fair presentation.

Materiality is the magnitude of misstatements in the financial statements that, individually or in aggregate, makes it probable that the economic decisions of a reasonably knowledgeable user of the financial statements may be influenced.

We consider quantitative materiality and qualitative factors in (i) planning the scope of our audit work and in evaluating the results of our work; and (ii) to evaluate the effect of any identified misstatements in the financial statements.

We communicate with those charged with governance regarding, among other matters, the planned scope and timing of the audit and significant audit findings, including any significant deficiencies in internal control that we identify during our audit.

We also provide those charged with governance with a statement that we have complied with relevant ethical requirements regarding independence, and to communicate with them all relationships and other matters that may reasonably be thought to bear on our independence, and where applicable, related safeguards.

From the matters communicated with those charged with governance, we determine those matters that were of most significance in the audit of the financial statements of the current period and are therefore the key audit matters. We describe these matters in our auditor's report unless law or regulation precludes public disclosure about the matter or when, in extremely rare circumstances, we determine that a matter should not be communicated in our report because the adverse consequences of doing so would reasonably be expected to outweigh the public interest benefits of such communication.

Report on Other Legal and Regulatory Requirements

1) As required by Section 143(3) of the Act, based on our audit we report that:

- a) We have sought and obtained all the information and explanations which to the best of our knowledge and belief were necessary for the purposes of our audit.
- b) In our opinion, proper books of account as required by law have been kept by the Company so far as it appears from our examination of those books.
- c) The Balance Sheet, the Statement of Profit and Loss including Other Comprehensive Income, Statement of Changes in Equity and the Statement of Cash Flow dealt with by this Report are in agreement with the relevant books of account.
- d) In our opinion, the aforesaid financial statements comply with the AS specified under Section 133 of the Act, read with Rule 7 of the Companies (Accounts) Rules, 2014.
- e) On the basis of the written representations received from the directors as on March 31, 2019 taken on record by the Board of Directors, none of the directors is disqualified as on March 31, 2019 from being appointed as a director in terms of Section 164 (2) of the Act.
- f) With respect to the adequacy of the internal financial controls over financial reporting of the Company and the operating effectiveness of such controls, refer to our separate Report in "Annexure A". Our report expresses an unmodified opinion on the adequacy and operating effectiveness of the Company's internal financial controls over financial reporting.
- g) With respect to the other matters to be included in the Auditor's Report in accordance with the requirements of section 197(16) of the Act, as amended:

In our opinion and to the best of our information and according to the explanations given to us, the remuneration paid by the Company to its directors during the year is in accordance with the provisions of section 197 of the Act.
- h) With respect to the other matters to be included in the Auditor's Report in accordance with Rule 11 of the Companies (Audit and Auditors) Rules, 2014, as amended in our opinion and to the best of our information and according to the explanations given to us:

- (1) The Company has disclosed the impact of pending litigations on its financial position in its financial statements.
 - (2) The Company has made provision, as required under the applicable law or accounting standards, for material foreseeable losses, if any, on long-term contracts including derivative contracts.
 - (3) There has been no delay in transferring amounts, required to be transferred, to the Investor Education and Protection Fund by the Company.
- 2) As required by the Companies (Auditor's Report) Order, 2016 ("the Order") issued by the Central Government in terms of Section 143(11) of the Act, we give in "Annexure B" a statement on the matters specified in paragraphs 3 and 4 of the Order.

For and on Behalf of

ADV & ASSOCIATES

Chartered Accountants

Firm Registration number: 128045W

Sd/-

Prakash Mandhaniya

Partner

Membership number: 421679

Date: May 13, 2019

Place: Mumbai

Annexure "A" to the Independent Auditor's Report

(Referred to in paragraph 1(f) under 'Report on Other Legal and Regulatory Requirements' section of our report to the Members of KRANTI INDUSTRIES LIMITED of even date)

Report on the Internal Financial Controls Over Financial Reporting under Clause (i) of Sub-section 3 of Section 143 of the Companies Act, 2013 ("the Act")

We have audited the internal financial controls over financial reporting of **KRANTI INDUSTRIES LIMITED** ("the Company") as of March 31, 2019 in conjunction with our audit of the financial statements of the Company for the year ended on that date.

Management's Responsibility for Internal Financial Controls

The Board of Directors of the Company is responsible for establishing and maintaining internal financial controls based on the internal control over financial reporting criteria established by the Company considering the essential components of internal control stated in the Guidance Note on Audit of Internal Financial Controls Over Financial Reporting issued by the Institute of Chartered Accountants of India. These responsibilities include the design, implementation and maintenance of adequate internal financial controls that were operating effectively for ensuring the orderly and efficient conduct of its business, including adherence to respective company's policies, the safeguarding of its assets, the prevention and detection of frauds and errors, the accuracy and completeness of the accounting records, and the timely preparation of reliable financial information, as required under the Companies Act, 2013.

Auditor's Responsibility

Our responsibility is to express an opinion on the internal financial controls over financial reporting of the Company based on our audit. We conducted our audit in accordance with the Guidance Note on Audit of Internal Financial Controls Over Financial Reporting (the "Guidance Note") issued by the Institute of Chartered Accountants of India and the Standards on Auditing prescribed

under Section 143(10) of the Companies Act, 2013, to the extent applicable to an audit of internal financial controls. Those Standards and the Guidance Note require that we comply with ethical requirements and plan and perform the audit to obtain reasonable assurance about whether adequate internal financial controls over financial reporting was established and maintained and if such controls operated effectively in all material respects.

Our audit involves performing procedures to obtain audit evidence about the adequacy of the internal financial controls system over financial reporting and their operating effectiveness. Our audit of internal financial controls over financial reporting included obtaining an understanding of internal financial controls over financial reporting, assessing the risk that a material weakness exists, and testing and evaluating the design and operating effectiveness of internal control based on the assessed risk.

The procedures selected depend on the auditor's judgement, including the assessment of the risks of material misstatement of the financial statements, whether due to fraud or error.

We believe that the audit evidence we have obtained, is sufficient and appropriate to provide a basis for our audit opinion on the internal financial controls system over financial reporting of the Company.

Meaning of Internal Financial Controls Over Financial Reporting

A company's internal financial control over financial reporting is a process designed to provide reasonable assurance regarding the reliability of financial reporting and the preparation of financial statements for external purposes in accordance with generally accepted accounting principles. A company's internal financial control over financial reporting includes those policies and procedures that (1) pertain to the maintenance of records that, in reasonable detail, accurately and fairly reflect the transactions and dispositions of the assets of the company; (2) provide reasonable assurance that transactions are recorded as necessary to permit preparation of financial statements in accordance with generally accepted accounting principles, and that receipts and expenditures of the company are being made only in accordance with authorisations of management and directors of the company; and (3) provide reasonable assurance regarding prevention or timely detection of unauthorised

acquisition, use, or disposition of the company's assets that could have a material effect on the financial statements.

Limitations of Internal Financial Controls Over Financial Reporting

Because of the inherent limitations of internal financial controls over financial reporting, including the possibility of collusion or improper management override of controls, material misstatements due to error or fraud may occur and not be detected.

Also, projections of any evaluation of the internal financial controls over financial reporting to future periods are subject to the risk that the internal financial control over financial reporting may become inadequate because of changes in conditions, or that the degree of compliance with the policies or procedures may deteriorate.

Opinion

In our opinion, to the best of our information and according to the explanations given to us, the Company has, in all material respects, an adequate internal financial controls system over financial reporting and such internal financial controls over financial reporting were operating effectively as at March 31, 2019, based on the internal control over financial reporting criteria established by the Company considering the essential components of internal control stated in the Guidance Note on Audit of Internal Financial Controls Over Financial Reporting issued by the Institute of Chartered Accountants of India.

For and on Behalf of
ADV & ASSOCIATES
Chartered Accountants
Firm Registration number: 128045W

Prakash Mandhaniya
Partner
Membership number: 421679
Date: May 13, 2019
Place: Mumbai

Balance Sheet as at 31st March, 2019 (Standalone)				
	Particulars	Note No.	As at	As at
			31st March 2019	31st March, 2018
			Rupees	Rupees
A	EQUITY AND LIABILITIES :			
1	Shareholders' funds			
	a) Share Capital	3	8,80,20,000.00	7,05,00,000.00
	b) Reserves and Surplus	4	11,57,32,784.80	6,11,57,202.59
	c) Share Application Pending against Allotment		0.00	0.00
2	Non-Current Liabilities			
	a) Long Term Borrowings	5	9,24,50,874.81	9,70,83,744.76
	b) Deferred tax Liabilities	6	1,37,75,899.25	1,01,52,732.25
	c) Other Long Term Liabilities			
	d) Long Term Provisions			
3	Current Liabilities			
	a) Short Term Borrowings	7	4,66,10,289.03	5,40,68,483.75
	b) Trade Payables	8	3,72,61,113.74	6,24,66,722.74
	c) Other Current Liabilities	9	2,88,21,379.56	3,27,07,925.62
	d) Short Term Provisions	10	1,60,16,477.04	1,51,17,957.54
	Total		43,86,88,818.23	40,32,54,769.25
B	ASSETS :			
1	Non - Current Assets			
	Property, Plant & Equipment	11		
	a) Tangible Assets		21,73,84,642.39	19,17,78,345.84
	b) Intangible Assets		10,69,433.22	9,26,232.42
	c) Capital Work-in-progress		55,06,998.00	6,22,424.00
2	Non-Current Investments			
	a) Investments	12	3,00,34,113.00	2,85,34,113.00
	b) Long Term Loans and Advances	13	1,86,79,752.47	1,80,54,895.47
	c) Other Non-Current Assets	14	1,53,82,835.65	1,18,03,766.80
3	Current Assets			
	a) Inventories	15	5,24,35,944.10	5,76,19,687.26
	b) Trade Receivables	16	7,23,93,233.28	8,60,36,042.62
	c) Cash and Bank Balances	17	1,46,29,493.12	9,48,881.86
	d) Short Term Loans and Advances	18	1,00,20,505.00	47,81,368.98
	e) Other Current Assets	19	11,51,868.00	21,49,011.00
	Total		43,86,88,818.23	40,32,54,769.25
	SUMMARY OF SIGNIFICANT ACCOUNTING POLICIES	1		
The accompanying notes form an integral part of the financial statements.				
For and on behalf of		For and on behalf of Board of Directors		
A D V & Associates		Kranti Industries Limited		
Chartered Accountants				
Firm Registration No. 128045W				
Sd/-		Sd/-		Sd/-
		Sachin Vora		Sumit Vora
		(Chairman & MD)		(Director)
		DIN-02002468		DIN-02002416
Prakash Mandhaniya		Sd/-		Sd/-
Partner		Sheela Dhawale		Bhavesh Selarka
Membership No.: 421679		Chief Financial Officer		Company Secretary
Place: Mumbai		Date : 13/05/2019		Place : Pune
Date : 13/05/2019				

Statement of Profit and Loss for the period ended 31st March, 2019 (Standalone)				
	Particulars	Note No.	For the financial year 2018-19	For the financial year 2017-18
1	REVENUE :			
	a) Revenue from Operations	20	57,88,11,086.86	42,10,42,865.23
	b) Other Income	21	44,77,270.69	9,32,594.85
	Total Revenue		58,32,88,357.55	42,19,75,460.08
2	EXPENSES :			
	a) Cost of Material Consumed	22	32,89,88,709.46	21,83,67,718.54
	b) Changes in inventories of finished goods and work-in- progress	23	28,11,263.22	40,493.39
	c) Other Manufacturing and Operating Expense	24	8,90,22,346.41	7,62,75,915.68
	d) Employee benefits expenses	25	6,69,18,324.46	5,93,53,663.45
	e) Sales, administration and Other Expenses	26	1,82,40,192.58	1,40,27,480.21
	f) Finance Cost	27	2,15,69,844.61	2,02,29,179.88
	g) Depreciation and amortisation expenses	11	2,65,64,333.97	2,53,05,157.85
	Total Expenses		55,41,15,014.71	41,35,99,609.00
3	Profit before exceptional and Extraordinary Intem and Tax		2,91,73,342.84	83,75,851.08
4	Exceptional Items		0.00	0.00
5	Profit Before Tax		2,91,73,342.84	83,75,851.08
6	Tax Expenses			
	a) Current tax		0.00	0.00
	Current tax - MAT		60,05,857.74	15,96,018.00
	Less - MAT Credit Entitlement		<u>(7,00,899.45)</u>	<u>(15,32,565.00)</u>
	Net Current Tax		53,04,958.29	63,453.00
	b) Deferred tax		36,23,167.00	(27,50,542.00)
	c) Income tax expenses relating to prior years		0.00	54,929.00
7	PROFIT AFTER TAX CARRIED TO BALANCE SHEET		2,02,45,217.55	1,10,08,011.08
	Earning per Equity Share - In Rs.			
	a. Basic		2.60	1.56
	a. Diluted		2.60	1.56
	SUMMARY OF SIGNIFICANT ACCOUNTING POLICIES	1		
Other Notes referred above are an integral part of Financial Statements.				
As per our report of even date.				
For and on behalf of A D V & Associates Chartered Accountants Firm Registration No. 128045W		For and on behalf of Board of Directors Kranti Industries Limited		
Sd/- Prakash Mandhaniya Partner Membership No.: 421679 Place: Mumbai Date : 13/05/2019		Sd/- Sachin Vora (Chairman & MD) DIN-02002468	Sd/- Sumit Vora (Director) DIN-02002416	
		Sd/- Sheela Dhawale Chief Financial Officer Date : 13/05/2019	Sd/- Bhavesh Selarka Company Secretary Place : Pune	

Cash Flow Statement for the year ended 31st March, 2019 (Standalone)		
Particulars	2018-19	2017-18
	Rupees	Rupees
1. Cash Flow From Operating Activities:		
Net Profit before tax and extraordinary item	2,91,73,342.84	83,75,851.08
<i>Adjustments for:</i>		
Depreciation and amortization expense	2,65,64,333.97	2,53,05,157.85
Interest & Other Charges	2,15,69,844.61	2,02,29,179.88
(Profit)/Loss on sale of Fixed Assets	(36,61,466.62)	(2,69,566.89)
(Profit)/Loss on sale of Shares	-	-
Dividend Received	-	-
Interest Received/ Other Non Operative Receipts	(1,83,763.33)	(3,71,241.80)
Operating Profit before Working Capital Changes	7,34,62,291.47	5,32,69,380.12
<i>Adjustments for:</i>		
Inventories	51,83,743.16	(1,01,01,604.02)
Trade Receivables	1,36,42,809.34	(2,57,12,649.07)
Short Term Loans & Advances	(52,39,136.02)	29,02,337.70
Other Current Assets	9,97,143.00	4,55,781.91
Trade Payables	(2,52,05,609.00)	2,10,71,659.74
Other Current Liabilities	(38,86,546.06)	(11,10,560.73)
Short term Provision	8,98,519.50	50,01,095.54
Cash Generated from Operation	5,98,53,215.39	4,57,75,441.19
Taxes Paid	(53,04,958.29)	(1,18,382.00)
Net Cash from Operating Activities	5,45,48,257.10	4,56,57,059.19
2. Cash Flow From Investing Activities:		
Fixed Assets Purchased (Net)	(5,55,29,940.68)	(1,10,50,792.15)
Additions to Capital Work In Progress	(55,06,998.00)	-
Sale of Fixed Assets	75,00,000.00	7,04,847.00
Dividend Received	-	-
Interest Received/ Other Non Operative Receipts	1,83,763.33	3,71,241.80
<i>Adjustments for:</i>		
Long Term Loans & Advances	(6,24,857.00)	54,26,104.06
Non Current Investments	(15,00,000.00)	(20,000.00)
Other Non Current Assets	(35,79,068.85)	(47,30,422.98)
Long term Provision	-	(74,054.00)
Net Cash from Investing Activities	(5,90,57,101.20)	(93,73,076.27)
3. Cash Flow From Financing Activities:		
Proceeds from issue of shares	5,18,50,364.66	-
Proceeds/(Repayment) of Short term borrowings	(74,58,194.72)	(14,32,667.34)
Proceeds/(Repayment) of Long term borrowings	(46,32,869.95)	(1,41,17,959.53)
Payment of Interim Dividend and tax on it	-	-
Interest & Other Charges paid	(2,15,69,844.61)	(2,02,29,179.88)
Net Cash from Financing Activities	1,81,89,455.38	(3,57,79,806.75)
Net Increase/ (Decrease) in Cash & Cash Equivalents	1,36,80,611.28	5,04,176.17
Cash & Cash Equivalents at the beginning of the year	9,48,881.86	4,44,705.69
Cash & Cash Equivalents at the end of the year	1,46,29,493.14	9,48,881.86
Note:		
1. Components of Cash & Cash Equivalents :		
Particulars		
Cash on Hand	1,41,885.48	1,43,787.46
Balances with Scheduled Banks		
In Current Accounts	1,44,87,607.66	8,05,094.40
In Deposit Accounts	-	-
Total Cash & Cash Equivalents	1,46,29,493.14	9,48,881.86
2. The Cash Flow Statement has been prepared under the 'Indirect Method' as set out in Accounting Standard - 3 on Cash Flow Statements.		
3. Figures in Brackets represents outflow.		
4. The previous year's figures have been regrouped wherever necessary to make them comparable with current year's figures		
For and on Behalf of A D V & Associates	For and on behalf of Board of Directors	
Chartered Accountants	Kranti Industries Limited	
Firm Registration No. 128045W		
Prakash Mandhaniya	Sachin Vora	Sumit Vora
Partner	Chairman-Cum-MD	Director
Membership No.: 421679	DIN-02002468	DIN-02002416
Place: Mumbai	Dated : 13/05/2019	Place: Pune
	Sheela Dhawale	Bhavesh Selarka
	Chief Financial Officer	Company Secretary

NOTE 1.: Company Background:

Kranti Industries Limited a premier engineering company established in the year 1995. It is a Public limited Company engaged in the field of engineering products and caters to the needs of the Automobile manufacturing companies like CNH Industrial (India) Pvt. Ltd.,Graziano Transmission India Pvt. Ltd., ESCORTS LIMITED, Neosym Industry Limited, Etc.

NOTE 2. Basis of preparation of financial statements and significant accounting policies

This note provides a list of the significant accounting policies adopted in the preparation of these financial statements. These policies have been consistently applied to all the years presented, unless otherwise stated.

2.1 Basis of accounting:

The financial statements of the Company have been prepared in accordance with the Generally Accepted Accounting Principles in India ('Indian GAAP'), on an accrual basis of accounting under the historical cost convention. The financial statements comply in all material respects with the Accounting standards as specified in an Annexure to the Companies (Accounting Standards) Rules, 2006 (as amended) under Section 133 of the Companies Act, 2013 ('the Act') and rules made thereunder, as applicable.

2.2 Basis of presentation:

The Balance Sheet and the Statement of Profit and Loss, including related notes, are prepared and presented as per the requirements of Schedule III to the Act. All assets and liabilities have been classified and disclosed as current or non-current as per the Company's normal operating cycle and other criteria set out in Schedule III. Based on the nature of products and the time between the acquisition of assets for processing and their realization into cash and cash equivalents, the Company has ascertained its operating cycle as twelve months for the purpose of current and non-current classification of assets and liabilities. Cash Flow Statement has been prepared and presented as per the requirements of Accounting Standard (AS) - 3 "Cash Flow Statements"

2.3 Classification as per Companies (Accounting Standard) Rules, 2006:

The Company is a not a Small and Medium Sized Company (SMC) as defined in the General instructions to Companies (Accounting Standards) Rules, 2006. Accordingly, the Company has complied with the Accounting Standards as applicable.

2.4 Basis of measurement:

The financial statements have been prepared on a historical cost convention except for the following. Defined benefit plans – plan assets measured at fair value

2.5 Use of estimates:

In preparation of the financial statements, the Company is required to make judgments, estimates and assumptions about the carrying amount of assets and liabilities that are not readily apparent from other sources. The estimates and the associated assumptions are based on historical experience and other factors that are considered to be relevant. Actual results may differ from these estimates.

The estimates and the underlying assumptions are reviewed on an ongoing basis. Revisions to accounting estimates are recognized in the period in which the estimate is revised and future periods affected. Significant judgments and estimates about the carrying amount of assets and liabilities include useful lives of tangible and intangible assets, impairment of tangible assets, intangible assets including goodwill, investments, employee benefits and other provisions and recoverability of deferred tax assets.

2.6 Tangible Fixed assets:

Fixed Assets are stated at cost, net of accumulated depreciation and accumulated impairment losses, if any. The cost comprises purchase price, borrowing costs if capitalization criteria are met and directly attributable cost of bringing the assets to its working condition for the intended use. The manufacturing costs of internally generated assets comprise direct cost and attributable overheads.

Capital Work-in-progress comprises of cost of fixed assets that are not yet ready for their intended use as at the balance sheet date.

Subsequent expenditure related to an item of fixed asset is added to its book value only if it increases the future benefits from the existing asset beyond its previously assessed standard of performance. All other expenses on existing fixed assets, including day-to-day repair and maintenance expenditure and cost of replacing parts, are charged to the statement of profit and loss for the period during which such expenses are incurred.

2.7 Depreciation of tangible fixed assets:

Depreciation is calculated using the Written down value method to allocate

their cost, net of their residual values, over their estimated useful lives as prescribed in Part C of Schedule II of the Companies Act, 2013 except in respect of certain assets listed below where the useful life is estimated different from prescribed rate based on internal assessment or independent technical evaluation carried out by external valuers. The Management believes that the useful lives as given below represent the period over which management expects to use these assets

Class of Assets	Useful life as per	
	Management estimate in years	Schedule II of the Companies act, 2013
Plant and Machinery	20	15
Factory Building	40	30
Furniture and fixtures	10	10
Electrical Installation	10	10
Office equipment	5	5
Computer	3	3
Tools and Instruments	10	10
Motor Vehicle	8	8

The residual values are not more than 5% of the original cost of the asset. The asset's residual values and useful lives are reviewed and adjusted if appropriate, at the end of each reporting period.

An asset's carrying amount is written down immediately to its recoverable amount if the asset's carrying amount is greater than its estimated recoverable amount.

Gains and losses on disposal are determined by comparing proceeds with carrying amount. These are included in profit or loss within other gains/ (losses).

Intangible Assets:

Intangible assets acquired separately are measured on initial recognition cost. Following initial recognition, intangible assets are carried at cost less accumulated amortization and accumulated impairment losses.

2.8 Impairment of Assets:

Fixed assets are reviewed for impairment whenever events or changes in circumstances indicate that their carrying amount may not be recoverable. An impairment loss is recognized in the Statement of Profit and Loss if the carrying amount of an asset exceeds its recoverable amount. Recoverable amount is

the higher of an asset's net selling price and value in use. An impairment loss recognized on asset is reversed when the conditions warranting impairment provision no longer exists.

2.9 Investments:

Investments which are readily realizable and intended to be held or not more than one year from the date on which such investments are made, are classified as current investments. All other investments are classified as long-term investments.

The company holds long term investments which are carried at cost, in financial statements.

2.10 Inventories:

Inventories of raw materials including stores, spares and consumables, packing materials, semi-finished goods, work-in-progress, finished goods are valued at the lower of cost and estimated net realizable value. Cost is determined on weighted average basis.

The cost of work-in-progress, semi-finished goods and finished goods includes the cost of material, labour and proportion of manufacturing overheads.

2.11 Revenue recognition on contracts:

Revenue comprises of Sale and Service Income, Interest and dividend. Revenue is recognized to the extent it is probable that the economic benefits will flow to the Company and that the revenue can be reliably measured. The company collects excise duty, service tax, value added taxes (VAT) and Goods and service tax GST as applicable on behalf of the government and therefore, these are not economic benefits flowing to the company. Hence, they are excluded from revenue. Revenue is disclosed, net of trade discounts and excise duty.

Sale of goods

Sales are recognized when products are delivered to the customer and there is no unfulfilled obligation that could affect the customer's acceptance of the products. Delivery occurs when the products have been shipped to the specified location, the risks of obsolescence and loss have been transferred to the customer and either the customer has accepted the products in accordance with the sales contract, the acceptance provisions have lapsed or the Company has objective evidence that all criteria for acceptance have been satisfied.

Due from customers, if any are measured at the selling price of the work performed. Prepayments from customers are recognized as liabilities.

Sale of services

Timing of recognition Revenue from rendering of services is recognized in the accounting period in which the services are rendered. For fixed-price contracts, revenue is recognized based on the actual service provided to the end of the reporting period as a proportion of the total services to be provided (percentage of completion method). Job-work revenues are accounted as and when such services are rendered.

Measurement of revenue Estimates of revenues, costs or extent of progress toward completion are revised if circumstances change. Any resulting increases or decreases in estimated revenues or costs are reflected in profit or loss in the period in which the circumstances that give rise to the revision become known by management.

Interest Income:

Interest income is recognized on a time proportion basis considering the amount outstanding and the rate applicable.

Dividend:

Dividend income from investments is recognized when the right to receive payment is established.

2.12 Foreign currency transactions:

The reporting currency of the company is Indian Rupee.

Foreign currency transactions are recorded on initial recognition in the reporting currency, using the exchange rate at the date of the transaction. At each Balance Sheet date foreign currency monetary items are reported using the closing rate. Non-monetary items carried at historical cost denominated in a foreign currency are reported using the exchange rate at the date of the transaction.

Exchange differences that arise on the settlement of monetary items or on reporting of monetary items at each balance sheet date at closing rate are:

1. Adjusted in the cost of the fixed assets to which the exchange differences relate, provided the assets are acquired from outside India.
2. Recognised as income or expenses in the period in which they arise, in case

other than (1) above.

In respect of transaction covered by foreign exchange contracts, the difference between the contract rate and the spot rate on the date of the transaction is charged to the Statement of Profit and Loss over the period of the contract.

2.13 Leases

Lease arrangements where risks and rewards incidental to ownership of an asset substantially vests with lessor are classified as operating lease. Rental expenses on assets obtained under operating lease arrangements are recognized in the Statement of Profit and Loss on straight line basis over the lease period.

2.14 Borrowing cost:

Borrowing cost include interest, commitment charges, amortization of ancillary costs, amortization of discounts/premium related to borrowings, finance charges in respect of assets acquired on finance lease and exchange differences arising from foreign currency borrowings to the extent they are regarded as an adjustment to interest costs.

Borrowing costs that are directly attributable to the acquisition, construction or production of a qualifying asset are capitalized as part of cost of such asset till such time the asset is ready for its intended use. All other borrowing costs are recognized as an expense in the period in which they are incurred.

2.15 Taxes on income:

Tax on income for the current period is determined on the basis of taxable income and tax credits computed in accordance with the provisions of the Income tax act 1961 and based on the expected outcome of assessments.

Deferred Tax

Deferred tax assets and liabilities are recognized subject to the consideration of prudence, on timing differences between accounting income and taxable income that originate in one period and are capable of reversal in one or more subsequent periods and are quantified using enacted / substantively enacted tax rates as at the balance sheet date.

The carrying amount of Deferred Tax Assets / liabilities is reviewed at each balance sheet date.

Deferred tax assets relating to an unabsorbed depreciation and business losses are recognized and carried forward to the extent that there is virtual

certainty that sufficient future taxable income will be available against which such deferred tax assets can be realised.

2.16 Provisions, contingent liabilities and contingent Assets.

A provision is recognized when there is a present obligation as a result of a past event and it is probable that an outflow of resources would be required to settle the obligation, and in respect of which a reliable estimate can be made. Provisions are not discounted to their present value and are determined based on best estimates required to settle the obligation at the balance sheet date. Provisions are reviewed at each balance sheet date and are adjusted to reflect the current best estimation.

Contingent liabilities as defined in Accounting Standard 29 are disclosed by way of notes to accounts. Contingent Assets are neither recognized nor disclosed in the Financial Statements.

2.17 Cash and Cash equivalents

Cash and cash equivalents comprise cash at bank and in hand and short term investments which are available on call or maturity of a year or less.

2.18 Employee Benefits

Gratuity obligations

The Company operates defined benefit plan for its employees viz. Gratuity. The liability or asset recognized in the balance sheet in respect of defined benefit pension and gratuity plans is the present value of the defined benefit obligation at the end of the reporting period less the fair value of plan assets. The defined benefit obligation is calculated annually by actuaries using the projected unit credit method. The present value of the defined benefit obligation denominated in INR is determined by discounting the estimated future cash outflows by reference to market yields at the end of the reporting period on government bonds that have terms approximating to the terms of the related obligation.

Provident Fund

The Company pays provident fund contributions to publicly administered provident funds as per local regulations. The Company has no further payment obligations once the contributions have been paid. The contributions are accounted for as defined contribution plans and the contributions are recognized as employee benefit expense when they are due.

2.19 IPO Fund Utilization

During the year ended on March 31, 2019, the company completed an Initial Public Offering of 23,19,000 equity shares of face value of ₹ 10 each, at an offer price of ₹ 37.00 per equity share for cash, aggregating ₹ 858.03 Lakh ("public offer") comprising of a fresh issue of 17,52,000 equity shares aggregating up to ₹ 648.24 Lakh ("fresh issue") and an offer for sale of 5,67,000 equity shares by Mrs. Basanti Vora (the "promoter group selling shareholder") aggregating to ₹ 209.79 Lakh ("offer for sale") out of which 1,17,000 equity shares of face value of ₹ 10 each, at an offer price of ₹ 37.00 per equity share for cash, aggregating to ₹ 43.29 Lakh was reserved for subscription by the market maker to the offer (the "market maker reservation portion"). The offer less market maker reservation portion i.e. offer of 22,02,000 equity shares of face value of ₹ 10 each, at an offer price of ₹ 37.00 per equity share for cash, aggregating to ₹ 814.74 Lakh is hereinafter referred to as the "net offer". The public offer and net offer constituted to 26.35 % and 25.02 % respectively of the post-offer paid-up equity share capital of our company. The public offer was open for the period starting from 14th Feb 2019 to 20th Feb 2019. And the basis of allotment was done on 26th Feb 2019.

The equity shares of the Company were listed on BSE Limited (BSE) with effect from 28th February, 2019. There is no deviation in use of proceeds from the objects stated in the offer document, during the year. Total issue expenses related to IPO amounted to Rs.129.73 Lakhs, which have been squared off against securities premium reserve. However for the Offer Expenses ₹ 80.08 Lakh was utilised from Issue Proceeds and Balance ₹ 49.65 Lakh from Internal Accruals.

Statement towards utilisation of Issue Proceeds as on March 31, 2019 is summarized below:

Amount (In ₹ Lakh)

Particulars	Proposed as per prospectus	Total utilization till March 31, 2019	Unutilized amount as on March 31, 2019
Working Capital Requirement	430.00	399.23	30.77
General Corporate Expenses	138.16	29.99	108.17
Offer Expenses	80.08	80.08	0.00
Total	648.24	509.30	138.94

Notes on Financial Statements for the period ended 31st March 2019

NOTE 3 : SHARE CAPITAL

Particulars	As at 31st March 2019	As at 31st March, 2018
	Rupees	Rupees
Authorised Share Capital : 10000000 (10000000) Equity shares of Rs.10/- each.	10,00,00,000.00	10,00,00,000.00
Issued, subscribed and Paid up : 8802000 (7050000) Equity shares of Rs.10/- each fully paid up	8,80,20,000.00	7,05,00,000.00
Total Rs.	8,80,20,000.00	7,05,00,000.00

3.1 Reconciliation of equity shares outstanding at the beginning and at the end of the reporting period

Particulars	31st March 2019		31st March, 2018	
	No. of Shares	Rs.	No. of Shares	Rs.
At the beginning of the year	70,50,000	7,05,00,000.00	70,50,000	7,05,00,000.00
Add : Issued during the year	17,52,000.00	1,75,20,000.00	0.00	0.00
Outstanding at the end of the year	88,02,000	8,80,20,000.00	70,50,000	7,05,00,000.00

3.2 Terms and rights attached to equity shares

The Company has only one class of equity shares having a par value of Rs.10 per share. Each holder of equity shares is entitled to one vote per share. In the event of liquidation of the Company, the holders of equity shares will be entitled to receive remaining assets of the Company, after distribution of all preferential amounts. The distribution will be in proportion to the number of equity shares held by the shareholders.

3.3 Aggregate number of bonus shares issued, share issued for consideration other than cash during the period of five years immediately preceding the reporting date :

Particulars		
Equity shares allotted as fully paid bonus shares by capitalisation of securities premium and General Reserves in five years immediately preceding the reporting date (200000 shares of Rs.100/- each and 2350000 shares of Rs.10/- each.)	25,50,000.00	25,50,000.00

Details of Shareholders holding more than 5% shares in the company

Name of the Shareholder	31st March 2019		31st March, 2018	
	No. of Shares	% holding	No. of Shares	% holding
Mrs. Indubala S. Vora	16,86,700	19.16%	16,86,700	23.92%
Mr. Sachin S. Vora	15,93,000	18.10%	15,90,000	22.55%
Mr. Sumeet S. Vora	15,33,030	17.42%	15,30,030	21.70%
Smc Global Securities Ltd.	6,63,000	7.53%	-	0.00%
Mrs. Basanti K. Vora	1,83,000	2.08%	7,50,000	10.64%
Mrs. Sapna Gadiya	3,75,000	4.26%	3,75,000	5.32%

NOTE 4 : RESERVES AND SURPLUS		
Particulars	As at	As at
	31st March 2019	31st March, 2018
	Rupees	Rupees
General Reserve	30,00,000.00	30,00,000.00
Security Premium Account		
Balance as per last Financial statements	0.00	0.00
Add : Amount Received during the year	4,73,04,000.00	0.00
Less : Amount Utilised IPO Expenditure	(1,29,73,635.34)	0.00
	3,43,30,364.66	0.00
Surplus in the Statement of Profit and Loss		
Balance as per last Financial statements	5,81,57,202.59	4,71,49,191.51
Add : Prior Period Adjustment	0.00	0.00
Add : Profit/ (Loss) for the period	2,02,45,217.55	1,10,08,011.08
Balance available for appropriation	7,84,02,420.14	5,81,57,202.59
Less : Appropriation	0.00	0.00
	7,84,02,420.14	5,81,57,202.59
Total Rs.	11,57,32,784.80	6,11,57,202.59

NOTE 5 : LONG TERM BORROWINGS

	Particulars	Non-current portion		Current maturities	
		31st March 2019	As at 31st March, 2018	31st March 2019	As at 31st March, 2018
	SECURED				
(i)	Term Loans from Bank - Secured				
	HDFC : TERM LOAN A/C NO. 81214831	0.00	6,769,474.90	8,046,937.51	8,711,568.00
	HDFC : TERM LOAN A/C NO. 81214829	1,662,870.97	3,921,592.73	2,889,509.55	3,240,912.00
	HDFC : TERM LOAN A/C NO. 81211087	0.00	0.00	0.00	3,319,881.98
	HDFC : TERM LOAN A/C NO. 81204804	0.00	0.00	0.00	2,911,935.92
	HDFC : TERM LOAN A/C NO. 81214825	0.00	0.00	0.00	3,603,910.72
	HDFC : TERM LOAN A/C NO. 81260322	1,726,719.99	3,736,285.20	2,601,785.92	2,942,976.00
	HDFC : TERM LOAN A/C NO. 81600701	2,046,219.45	5,852,172.60	4,774,047.85	5,278,908.00
	HDFC : TERM LOAN A/C NO. 83656442	9,910,591.48		1,151,908.52	
	SCB : TERM LOAN A/C NO. 51294176	4,670,988.53	11,207,063.33	1,166,061.00	1,548,789.00
	COSMOS : 00580152189 VEHICLE LOAN	722,388.97	1,245,156.00	665,167.03	754,844.00
	TATA CAPITAL : A/C NO.20571389	1,056,569.00	0.00	333,660.00	0.00
	TATA CAPITAL : A/C NO.20644102	4,973,982.00	0.00	1,613,184.00	0.00
	TATA CAPITAL : A/C NO.20780531	2,370,211.42	0.00	769,200.00	0.00
	TATA CAPITAL : SUPPLIERS CREDIT	8,708,333.00	0.00	3,228,331.00	0.00
	Subtotal - Secured Loans	37,848,874.81	32,731,744.76	27,239,792.38	32,313,725.62
	UNSECURED				
	Loans and Advances from Directors	35,000,000.00	34,165,000.00	0.00	0.00
	Loans and Advances from Other Related parties	19,602,000.00	30,187,000.00	0.00	0.00
	Subtotal - Unsecured Loans	54,602,000.00	64,352,000.00	0.00	0.00
	Total Rs.	92,450,874.81	97,083,744.76	27,239,792.38	32,313,725.62
5.1	<p>a) Term Loan Account (No. 81214831) - loan is availed from HDFC bank for Plant and Machinery. This loan is secured by way of first mortgage /charge on the plant and machinery and mortgage of immovable property situated at Gat No. 267/B/1, Pirangut, Pune</p> <p>b) Term Loan Account (No. 81214829) - loan is availed from HDFC bank for Plant and Machinery. This loan is secured by way of first mortgage /charge on the plant and machinery and mortgage of immovable property situated at Gat No. 267/B/1, Pirangut, Pune</p> <p>c) Term Loan Account (No. 81211087) - loan is availed from HDFC bank for Plant and Machinery. This Loan is secured by way of first mortgage /charge on the plant and machinery and mortgage of immovable property situated at Gat No. 267/B/1, Pirangut, Pune</p> <p>d) Term Loan Account (No. 81204804) - loan is availed from HDFC bank for Plant and Machinery. This Loan is secured by way of first mortgage /charge on the plant and machinery and mortgage of immovable property situated at Gat No. 267/B/1, Pirangut, Pune</p> <p>e) Term Loan Account (No. 81214825) - loan is availed from HDFC bank for Plant and Machinery. This loan is secured by way of first mortgage /charge on the plant and machinery and mortgage of immovable property situated at Gat No. 267/B/1, Pirangut, Pune</p> <p>f) Term Loan Account (No. 81260322) - loan is availed from HDFC bank for Plant and Machinery. This loan is secured by way of first mortgage /charge on the plant and machinery and mortgage of immovable property situated at Gat No. 267/B/1, Pirangut, Pune</p> <p>g) Term Loan Account (No. 81600701) - loan is availed from HDFC bank for Plant and Machinery. This Loan is secured by way of first mortgage /charge on the plant and machinery and mortgage of immovable property situated at Gat No. 267/B/1, Pirangut, Pune</p> <p>h) Term Loan Account 51294176 - loan is availed from Standard Chartered bank as working capital requirement This loan is secured by way of first mortgage /charge on the immovable property of company situated at Flat at Kumar Santosh, Gultekadi, Pune and Flat owned by Director Situated at Kumar Santosh, Gultekadi, Pune</p> <p>i) Term Loan Account 83656442 - loan is availed from HDFC bank for Plant and Machinery. This loan is secured by way of first mortgage /charge on the plant and machinery and mortgage of immovable property situated at Gat No. 267/B/1, Pirangut, Pune</p> <p>k) Term Loan Account 20571389 - loan is availed from TATA Capital for Plant & Machinery. Secured by charge on machinery</p> <p>l) Term Loan Account 20644102 - loan is availed from TATA Capital for Plant & Machinery. Secured by charge on machinery</p> <p>m) Term Loan Account 20780531 - loan is availed from TATA Capital for Plant & Machinery. Secured by charge on machinery</p> <p>n)TATA CAPITAL : SUPPLIERS CREDIT - this is a supplier Credit availed from TATA Capital for purchase of Machinery this loan is secured by Mortgage of Machinery, The supplier credit matures in May 2019 and the same will be converted to T L</p> <p>o) COSMOS : 00580152189 This loan is availed for the Purchase of Vehicle and the same is mortgage with vehicle purchased</p>				

NOTE 6 : DEFERRED TAX LIABILITY

Particulars	As at 31st March 2019	As at 31st March, 2018
	Rupees	Rupees
Deferred Tax Liability		
Balance as per last Balance sheet	1,01,52,732.25	1,29,03,274.25
Add/Less : Current year deferred tax charge	36,23,167.00	(27,50,542.00)
	0.00	-
Total	1,37,75,899.25	1,01,52,732.25

The deferred tax charge for the current period is of Rs. 36,23,167.00 has been Charged to the Profit & Loss Statement.

Particulars	Deferred tax (liability)/Asset as at 01.04.2018	Current Year Charge	Deferred Tax Liability as at 31.03.2019
Property, Plant & Equipment Liability	1,29,03,274.25	35,27,245.00	1,64,30,519.25
Gratuity (Dissallowance) Asset	(27,50,542.00)	95,922.00	(26,54,620.00)
Total	1,01,52,732.25	36,23,167.00	1,37,75,899.25

As required by Accounting Standard (AS22), Taxes on Income prescribed by Companies (Accounting Standards) Amendment rules, 2006, the company has recognised deferred taxes, which result from timing differences between book profits and tax profits for the period.

NOTE 7 : SHORT TERM BORROWINGS

Particulars	As at 31st March 2019	As at 31st March, 2018
	Rupees	Rupees
SECURED		
(i) Working Capital loan from Bank		
HDFC Bank Limited - Cash Credit	3,84,16,428.49	3,23,18,487.95
(ii) BILLS DISCOUNTING FACILITY		
HDFC Bank Limited - Bill Discounting	81,93,860.54	2,17,49,995.80
Total Rs.	4,66,10,289.03	5,40,68,483.75

Working capital loan and Bill discounting Facility is secured by hypothecation of present and future stock of raw materials, WIP finished goods, stores and spares, book debts, outstanding monies, receivables, claims, bills, materials in transit, etc.

NOTE 8 : TRADE PAYABLES		
Particulars	As at	As at
	31st March 2019	31st March, 2018
	Rupees	Rupees
SUNDRY CREDITORS		
Micro, Small and Medium Enterprises	31,27,749.00	0.00
Others	3,41,33,364.74	6,24,66,722.74
Total Rs.	3,72,61,113.74	6,24,66,722.74
The details of amounts outstanding to Micros, Small and Medium Enterprises based on available information with the company is as under :		
NOTE 9 : OTHER CURRENT LIABILITIES		
Particulars	As at	As at
	31st March 2019	31st March, 2018
	Rupees	Rupees
Interest accrued on Term Loans from bank	3,86,628.98	3,48,685.00
Deposits/ Retention Money Payable	0.00	45,515.00
Advance received from Customers	11,94,958.20	0.00
Current Maturities Of Long Term Borrowings	2,72,39,792.38	3,23,13,725.62
Total Rs.	2,88,21,379.56	3,27,07,925.62
NOTE 10 : SHORT TERM PROVISIONS		
Particulars	As at	As at
	31st March 2019	31st March, 2018
	Rupees	Rupees
Provisions :		
a) Income Tax Provision	76,01,875.74	29,74,018.00
b) Provision for Employee Benefit		
Profession Tax	27,200.00	24,150.00
Provident Fund	4,29,779.00	3,74,391.00
Salary and Wages	31,18,717.00	29,13,885.00
	35,75,696.00	33,12,426.00
c) Other Provision		
TDS Payable	15,85,068.00	5,53,762.00
Audit Fees Payable	1,74,874.00	3,17,124.00
Provision for Electricity Charges	15,33,650.00	20,44,825.00
GST Payable	3,90,392.30	50,85,782.54
Provision for Gratuity	11,07,671.00	8,30,020.00
Legal and Professional Fees Payable	47,250.00	0.00
	48,38,905.30	88,31,513.54
Total Rs.	1,60,16,477.04	1,51,17,957.54

NOTE 11 : PROPERTY, PLANT & EQUIPMENT		
Particulars	As at 31st March 2019 Rupees	As at 31st March, 2018 Rupees
Tangible		
Fixed Assets Gross	62,10,70,429.71	57,13,13,765.04
Less Depreciation Fund	40,36,85,787.32	37,95,35,419.21
	21,73,84,642.39	19,17,78,345.84
Intangible		
Fixed Assets Gross	11,68,395.00	9,95,395.00
Less Depreciation Fund	98,961.78	69,162.58
	10,69,433.22	9,26,232.42
Capital Work in Progress	55,06,998.00	6,22,424.00
Total Rs.	22,39,61,073.61	19,33,27,002.26
NOTE 12 : INVESTMENTS		
Particulars	As at 31st March 2019 Rupees	As at 31st March, 2018 Rupees
NON-CURRENT INVESTMENTS		
Unquoted Shares - Cosmos Co-operative Bank Limited	8,20,000.00	8,20,000.00
Equity Shares of Associate Company - Unquoted fully paid up		
Wonder Precision Private Limited	2,77,14,113.00	2,77,14,113.00
Investments - Shares Kranti SFCI Private Limited	15,00,000.00	
Total Rs.	3,00,34,113.00	2,85,34,113.00
Above-mentioned are Long term investments and carried at cost.		
NOTE 13 : LONG TERM LOANS AND ADVANCES		
Particulars	As at 31st March 2019 Rupees	As at 31st March, 2018 Rupees
Security Deposits		
Secured and considered good	0.00	0.00
Unsecured and considered good	26,83,951.47	15,99,094.47
Loans and advances to related parties Wonder Precision Pvt Ltd	0.00	15,00,000.00
Advance given against Lease	1,59,95,801.00	1,49,55,801.00
Total Rs.	1,86,79,752.47	1,80,54,895.47
NOTE 14 : OTHER NON-CURRENT ASSETS		
Particulars	As at 31st March 2019 Rupees	As at 31st March, 2018 Rupees
Balance with Income Tax Authorities	89,92,392.00	61,14,222.60
MAT Credit Entitlement	22,33,464.45	15,32,565.00
MVAT Balance	41,56,979.20	41,56,979.20
Total Rs.	1,53,82,835.65	1,18,03,766.80
NOTE 15 : INVENTORIES		
Particulars	As at 31st March 2019 Rupees	As at 31st March, 2018 Rupees
Raw Materials, Components, Consumables	4,15,62,762.10	4,39,35,242.04
Work-in-progress, Stores and Spares	1,08,73,182.00	1,36,84,445.22
Total Rs.	5,24,35,944.10	5,76,19,687.26

NOTE 16 : TRADE RECEIVABLES		
Particulars	As at	As at
	31st March 2019	31st March, 2018
	Rupees	Rupees
Outstanding for a period exceeding six months from the date they are due for payment.		
Secured and considered good	0.00	0.00
Unsecured and considered good	0.00	0.00
Other Receivables		
Secured and considered good	0.00	0.00
Unsecured and considered good	7,23,93,233.28	8,60,36,042.62
Total Rs.	7,23,93,233.28	8,60,36,042.62
NOTE 17 : CASH AND BANK BALANCES		
Particulars	As at	As at
	31st March 2019	31st March, 2018
	Rupees	Rupees
Cash on Hand	1,41,885.48	1,43,787.46
Balance with Bank		
Current accounts	1,44,87,607.66	8,05,094.40
Other Bank Balances - Deposits with maturity of less than 3 months	0.00	0.00
Total Rs.	1,46,29,493.14	9,48,881.86
NOTE 18 : SHORT TERM LOANS AND ADVANCES		
Particulars	As at	As at
	31st March 2019	31st March, 2018
	Rupees	Rupees
Loans and advances to suppliers		
Advance to Creditors	97,98,505.00	47,30,422.98
Unsecured and considered good		
Loans to Employees Unsecured and considered good	2,22,000.00	50,946.00
Total Rs.	1,00,20,505.00	47,81,368.98
NOTE 19 : OTHER CURRENT ASSETS		
Particulars	As at	As at
	31st March 2019	31st March, 2018
	Rupees	Rupees
Prepaid Expenses	11,51,868.00	21,49,011.00
Total Rs.	11,51,868.00	21,49,011.00

NOTE 20 : REVENUE FROM OPERATIONS		
Particulars	As at 31st March 2019	As at 31st March, 2018
	Rupees	Rupees
Sales and Labour charges net of Taxes	54,83,94,852.01	40,10,16,460.75
Other Operational Income		
Sale of Scrap	2,76,50,365.50	1,96,00,594.50
Cash Discount received	27,65,869.35	2,08,489.67
Transport Charges Recovered	0.00	2,17,320.31
Total Rs.	57,88,11,086.86	42,10,42,865.23
NOTE 21 : OTHER INCOME		
Particulars	As at 31st March 2019	As at 31st March, 2018
	Rupees	Rupees
Interest		
Interest on Deposits	5,10,666.80	3,26,903.47
Others		
Profit on Sale of Assets	36,61,466.62	2,69,566.89
Accounts / Liability Written Back	3,05,094.71	2,91,786.16
Foreign Exchange Difference Gain	42.56	44,338.33
Total Rs.	44,77,270.69	9,32,594.85
NOTE 22 : COST OF MATERIALS CONSUMED		
Particulars	As at 31st March 2019	As at 31st March, 2018
	Rupees	Rupees
Cost of goods Sold		
Opening Stock of Raw Material and Consumables	4,39,35,242.04	3,37,93,144.63
Add: Purchases during the year	32,50,57,007.28	22,70,92,329.55
	36,89,92,249.32	26,08,85,474.18
Less: Freight & Octroi	15,59,222.24	14,17,486.40
Less: Closing Stock of Raw Material and Consumables	4,15,62,762.10	4,39,35,242.04
Material Consumed	32,89,88,709.46	21,83,67,718.54
Total Rs.	32,89,88,709.46	21,83,67,718.54
NOTE 23 : CHANGES IN INVENTORIES OF FINISHED GOODS AND WORK-IN-PROGRESS		
Particulars	As at 31st March 2019	As at 31st March, 2018
	Rupees	Rupees
Opening Work-in-Progress	1,36,84,445.22	1,37,24,938.61
Less: Closing Work-in-Progress	1,08,73,182.00	1,36,84,445.22
Total Rs.	28,11,263.22	40,493.39

NOTE 24 : OTHER MANUFACTURING AND OPERATING EXPENSES

Particulars	As at	As at
	31st March 2019	31st March, 2018
	Rupees	Rupees
Power and Fuel	2,55,98,798.98	2,37,45,246.55
Repairs to Machinery	1,98,29,199.32	1,49,30,221.58
Job work and labour charges	1,90,78,844.60	1,48,00,018.92
Lease Rental	1,65,70,128.36	1,62,12,964.40
Other manufacturing expenses		
- Packing Material	79,45,375.15	65,73,115.23
- MVAT and Excise Duty paid	0.00	14,349.00
Total Rs.	8,90,22,346.41	7,62,75,915.68

NOTE 25 : EMPLOYEE BENEFITS EXPENSES

Particulars	As at	As at
	31st March 2019	31st March, 2018
	Rupees	Rupees
Salaries and Wages	5,54,31,131.00	4,90,90,498.83
Bonus and Incentives	25,26,667.00	21,02,472.00
Gratuity paid	8,13,789.00	8,04,333.00
P.F. Contribution and etc.	21,35,373.00	19,06,343.00
Esic : Employer'S Contribution	6,72,502.00	5,78,726.00
Welfare Fund Deducted7250	6,624.00	6,048.00
Staff Welfare	4,92,525.46	4,45,992.62
Directors Remuneration	48,39,713.00	44,19,250.00
Total Rs.	6,69,18,324.46	5,93,53,663.45

NOTE 26 : SALES, ADMINISTRATION AND OTHER EXPENSES		
Particulars	As at	As at
	31st March 2019	31st March, 2018
	Rupees	Rupees
Advertisement	1,65,360.00	0.00
Audit Fees	1,00,000.00	2,30,775.00
Conveyance and Travelling	11,01,064.54	12,29,240.11
Guest House Expenses	53,110.00	65,528.00
Insurance	7,39,278.86	6,69,332.00
Interest paid on Govt. Dues	6,057.00	359.00
Legal and Professional Fees	12,20,215.30	13,02,230.00
Legal Expenses	4,25,990.00	54,173.00
Office Expenses	19,91,160.62	14,54,089.82
Postage and Courier	19,362.98	35,845.10
Printing and Stationary	5,14,570.94	3,75,000.64
Profession Tax	2,500.00	2,500.00
Rates and Taxes	3,63,407.00	2,60,327.29
Repairs and Maintenance	17,13,980.01	5,51,161.19
Sales Promotion, entertainment and Ceremony expenditure	79,171.00	43,901.00
Security Charges	13,42,894.00	12,00,933.00
Housekeeping Expenses	11,77,778.56	8,22,924.98
Subscription and contribution	18,000.00	66,681.00
Transport Charges	64,83,618.86	49,23,362.48
Round Off	277.33	67.02
Telephone Expenses	1,64,129.58	2,44,454.58
Water Charges	5,58,266.00	4,94,595.00
Total Rs.	1,82,40,192.58	1,40,27,480.21
NOTE 27 : FINANCE COSTS		
Particulars	As at	As at
	31st March 2019	31st March, 2018
	Rupees	Rupees
Interest on Secured Loans		
Interest on Term Loan	56,20,201.05	74,98,961.47
Interest on Cash Credit, Bill Discounting	94,64,747.11	73,26,720.04
Interest on Unsecured Loans and Deposits	61,81,993.00	52,26,430.00
Bank Charges	3,02,903.45	1,77,068.37
Total Rs.	2,15,69,844.61	2,02,29,179.88

30. Other Notes to Accounts:

30.1 Related party disclosure:

30.1.1 Names of related parties and related party relationship

Relationships

- a) Category I - Fellow Subsidiary:
WONDER PRECISION PRIVATE LIMITED
- b) Category II - Key Managerial Persons (KMP)
Mr. Sachin Vora (Managing Director)
Mr. Sumit Vora (Director)
Smt. Indubala Vora (Director)

Mrs. Sheela Dhawale (Chief Financial Officer)

Mr. Bhavesh Selarka (Company Secretary)

30.1.2 Transactions with Related parties:

a. Transactions with Fellow Subsidiary:

The company acquired Wonder Precision Private Limited, Pune. In case of which the transactions are as follows:

Nature of Transactions	Year ended 31/03/2019	Year ended 31/03/2018
Purchase of Material and Job-work charges	20,93,965.00	723,033.00
Sales	0.00	0.00
Advance Returned during year	15,00,000.00	10,00,000.00
Advance Given- Closing Balance as on date	00.00	15,00,000.00
Interest Earned	85,753.00	2,08,767.00

b. Transactions with Directors, Key Managerial Persons (KMP) and Relatives: For the Financial year 2018-19

Particulars	Nature of Payment	Loan Outstanding as on 31.03.2019	
	Interest	Salary	
Managing Director and Directors			
Sachin Vora	13,68,741.00	25,58,163.00	1,50,00,000.00
Sumit Vora	8,95,982.00	25,58,163.00	1,00,00,000.00
Indubala S Vora	8,24,437.00	-	1,00,00,000.00
Relatives of Directors	25,77,057.00	14,94,981.00	1,96,02,000.00
Key Managerial Personnel			
Sheela Dhawale - Chief Financial Officer	1,95,428.00	9,98,841.00	-
Bhavesh Selarka - Compliance Officer		4,03,565.00	-
Relatives of Key Managerial Personnel	2,62,541.00	-	-
Gross Transaction Value	61,24,186.00	80,13,713.00	5,46,02,000.00

For the Financial year 2017-18

	Particulars	Nature of Payment	Loan Outstanding as on 31.03.2018
	Interest	Salary	
Managing Director and Directors			
Sachin Vora	12,60,000.00	23,86,548.00	1,57,50,000.00
Sumit Vora	5,88,416.00	23,86,548.00	97,00,000.00
Indubala S Vora	6,94,804.00	-	87,15,000.00
Relatives of Directors	21,49,140.00	13,85,049.00	2,47,07,000.00
Key Managerial Personnel			
Sheela Dhawale - Chief Financial Officer	2,44,230.00	8,96,715.00	21,20,000.00
Bhavesh Selarka - Compliance Officer	-	3,19,050.00	-
Relatives of Key Managerial Personnel	3,26,842.00	-	28,60,000.00
Gross Transaction Value	52,63,432.00	73,73,910.00	6,38,52,000.00

- Related party relationship is as identified by the Company and relied upon by the Auditors, No amounts have been written off/back and provided for in respect of related party during the year.

31 Earnings Per Share (EPS):

The Earnings per share calculated as per AS-20 is shown below:

Earnings per Share	March 31, 2019	March 31, 2018
	Rupees	Rupees
Profit/(Loss) Attributable to Shareholders	2,02,45,217.55	1,10,08,011.08
No of Equity Shares	77,83,500	70,50,000
Basic and Diluted Earnings Per Share	2.60	1.56

32 Contingent Liabilities:

As per the Information provided to us there is no contingent liability as on the date.

Pending Litigation:

Sr. No	Act	Nature of Dues	Amount	Period to which amounts Relates	Forum where the dispute is pending
1.	Income Tax Act	Income Tax Dues	14,41,660.00	A.Y 2015-16	Commissioner (Appeals) - Pune

33 Value of imports calculated on CIF basis:

Particulars	During F.Y 2018-19	During F.Y 2017-18
Capital Goods	2,55,49,123.81	14,89,119.00
Raw Material	1,93,638.90	0.00

33 Value of imports calculated on CIF basis:

Particulars	During F.Y 2018-19	During F.Y 2017-18
Capital Goods	2,55,49,123.81	14,89,119.00
Raw Material	1,93,638.90	0.00

34 Expenditure in Foreign Currency:

Particulars	During F.Y 2018-19	During F.Y 2017-18
Spares for Repairs	0.00	2,16,077.42
Travelling Expense	2,12,030.00	2,29,406.00
Advance for Capital Goods	98,65,200.00	47,60,800.00

35 Earnings in Foreign Currency:

The Earning in Foreign Currency is NIL.

36 Managerial Remuneration

Managerial Remuneration paid during the period is as follows:

Particulars	During F.Y 2018-19	During F.Y 2017-18
Director's Remuneration, (Including Incentive and Bonus)	5,116,326.00	4,773,096.00
Interest on Loan	30,89,160.00	2,543,220.00
Total	82,05,486.00	7,316,316.00

37 Deferred Tax:

In accordance with Accounting Standard 22, 'Accounting for Taxes on Income', the Company has a net deferred tax liability, and it has been recognized properly in the accounts.

Particulars	During F.Y 2018-19	During F.Y 2017-18
Balance as per Last Balance Sheet	1,01,52,732.25	
	1,29,03,274.25	
Add/Less: Current year deferred tax charged	36,23,167.00	
	(27,50,542.00)	
Net Deferred Tax Asset / (-) Liability	1,37,75,899.25	1,01,52,732.25

Particulars	Deferred tax (liability)/ Asset as at 01.04.2018	Current Year Charge	Deferred Tax Liability as at 31.03.2019
Property, Plant & Equipment	1,29,03,274.25	35,27,245.00	1,64,30,519.25
Gratuity (Disallowance)	(27,50,542.00)	95,922.00	(26,54,620.00)
Total	1,01,52,732.25	36,23,167.00	1,37,75,899.25

38 Payment to Auditors:

Particulars	During F.Y 2018-19	During F.Y 2017-18	
Tax and Statutory Audit	100000.00	100000.00	
MVAT Auditor	20000.00	20000.00	
As advisor, or in any other capacity,		0.00	80000.00
Total	1,20,000.00	2,00,000.00	

Mentioned Amounts are exclusive of Indirect Taxes

39 Value of Imported and Indigenous raw material consumed:

Particulars	During F.Y 2018-19		During F.Y 2017-18	
	% of Total	Value	% of Total	Value
	Consumption	Rupees	Consumption	Rupees
Raw Material				
Imported	0.07%	1,93,638.90	0.00%	0.00
Indigenously procured	99.93%	27,96,25,264.68	100.00%	17,99,29,011.14
	100%	27,98,18,903.58	100.00%	17,99,29,011.14
Spare Parts and Consumables				
Imported	0%	0.00	4.00%	16,60,119.04
Indigenously procured	100%	4,91,69,805.88	96.00%	3,67,78,588.36
Total	100%	4,91,69,805.88	100.00%	3,84,38,707.40

40 Employee Benefits:

Defined contribution plans

The Company has certain defined contribution plans. Contributions are made to provident fund in India for employees at the rate of 12% of basic salary as per local regulations. The contributions are made to provident fund administered by the government. The obligation of the Company is limited to the amount contributed and it has no further neither contractual nor any constructive obligation. Contributions are made to employee's family pension fund in India for employees as per local regulations. The contributions are made to provident fund administered by the government. The obligation of the Company is limited to the amount contributed and it has no further neither contractual nor any constructive obligation.

The Company has recognized the following amount in the Statement of Profit and Loss for the year.

Particulars	During F.Y 2018-19	During F.Y 2017-18
Contribution to Employees Provident Fund	21,35,373.00	19,06,343.00
Contribution to other Funds (ESIC, Labour welfare funds)	6,79,126.00	5,84,774.00
Total	28,14,499.00	24,91,117.00

Post-employment obligations

Gratuity

The Company provides for gratuity for employees as per the Payment of Gratuity Act, 1972. Employees who are in continuous service for a period of 5 years are eligible for gratuity. The amount of gratuity payable on retirement/termination is the employees last drawn basic salary per month computed proportionately for 15 days salary multiplied for the number of years of service. The gratuity plan is a funded plan and the Company makes contributions to fund managed by Life Insurance Corporation of India. Contributions are made as per the working by LIC of India. The amounts recognized in the balance sheet and the movements in the net defined benefit obligation over the year are as follows

I. Assumptions

	As of	As of
	31 03 2018	31 03 2019
Mortality table		
IALM(2006-08) ult		
IALM(2012-14) ult		
Discount rate	7.90%	7.80%
Rate of increase in compensation levels	5.00%	5.00%
Expected rate of return on plan assets	8.00%	7.80%
Expected average remaining working lives	19.15 *	19.38 *
of employees (in years)		
Withdrawal Rate		
Age upto 30 years	3.00%	3.00%
Age 31 - 40 years	2.00%	2.00%
Age 41 - 45 years	2.00%	2.00%
Age above 45 years	1.00%	1.00%

* It is actuarially calculated term of the plan using probabilities of death, withdrawal and retirement.

II. TABLE SHOWING CHANGES IN PRESENT VALUE OF OBLIGATIONS:

(All figures in Rupees)

For the period	01.04.2017 to 31.03.2018	01.04.2018 to 31.03.2019
Present value of obligation as at the beginning		
of the period	2,764,592	3,547,544
Acquisition adjustment	----	----
Transfer In / (Out)	----	----
Interest cost	204,803	278,829
Past service cost	317,049	----
Current service cost	407,982	439,820
Curtailment Cost / (Credit)	----	----
Settlement Cost / (Credit)	----	----
Benefits paid	(139,638)	(36,138)
Actuarial (Gain) / Loss on obligations	(7,244)	247,195
Present value of obligation as at the end of the Period	3,547,544	4,477,250

III. TABLE SHOWING CHANGES IN FAIR VALUE OF PLAN ASSETS:

(All figures in Rupees)

For the period	01.04.2017 to 31.03.2018	01.04.2018 to 31.03.2019
Fair value of plan assets at the beginning of the Period	1,860,518	2,717,524
Acquisition adjustments	----	----
Transfer In / (Out)	----	----
Expected return on plan assets	177,333	228,811
Contributions	851,928	468,043
Mortality Charges and Taxes	0	0
Benefits paid	(139,638)	(36,138)
Amount paid on settlement	----	----
Actuarial Gain / (Loss) on plan assets	(32,617)	(8,661)
Fair value of plan assets at the end of the Period	2,717,524	3,369,579
Actual return on plan assets	144,716	220,150

IV. ACTUARIAL (GAIN) / LOSS RECOGNISED

For the period	01 04 2017 to 31 03 2018	01 04 2018 to 31 03 2019
Actuarial (Gain) / loss for the period – Obligations	(7,244)	247,195
Actuarial (Gain) / Loss for the period – Plan assets	32,617	8,661
Total (Gain) / Loss for the period	25,373	255,856
Actuarial (Gain) / Loss recognized in the period	25,373	255,856
Unrecognized actuarial (Gain) / Loss at the end	----	----

V. THE AMOUNTS TO BE RECOGNISED IN THE BALANCE SHEET:

For the period	01 04 2017 to 31 03 2018	01 04 2018 to 31 03 2019
Present value of obligation at the end of period	3,547,544	4,477,250
Fair value of the plan assets at the end of period	2,717,524	3,369,579
Surplus / (Deficit)	(830,020)	(1,107,671)
Current liability	830,020	1,107,671
Non-current liability	2,717,524	3,369,579
Unrecognized past service cost	0	0
Amount not recognized as asset (Para 59(b) limit)	----	----
Net asset / (liability) recognized in balance sheet	(830,020)	(1,107,671)

VI. EXPENSE RECOGNISED IN THE STATEMENT OF PROFIT AND LOSS

For the period	01 04 2017 to 31 03 2018	01 04 2018 to 31 03 2019
Current service cost	407,982	439,820
Acquisition (Gain) / Loss	----	----
Past service cost	317,049	0
Interest cost	204,803	278,829
Expected return on plan assets	(177,333)	(228,811)
Curtailment (Gain) / Loss	----	----
Settlement (Gain) / Loss	----	----
Actuarial (Gain) / Loss recognized in the period	25,373	255,856
Expenses recognized in the statement of profit & loss at the end of period	777,874	745,694

VII. RECONCILIATION OF NET ASSET / (LIABILITY) RECOGNISED

For the period	01 04 2017 to 31 03 2018	01 04 2018 to 31 03 2019
Net asset / (liability) recognised at the beginning of the period	(904,074)	(830,020)
Company Contributions	851,928	468,043
Benefits directly paid by Company	0	0
Expense recognised at the end of period	(777,874)	(745,694)
Unrecognised past service cost	0	0
Mortality Charges and Taxes	0	0
Impact of Transfer (In) / Out	0	0
Net asset / (liability) recognised at the end of the period	(830,020)	(1,107,671)

VIII. EXPERIENCE ADJUSTMENT HISTORY FOR 5 YEARS:

Experience History	March 31, 2015	March 31, 2016	March 31, 2017	March 31, 2018	March 31, 2019
Present value of obligation	1,886,093	2,091,348	2,764,592	3,547,544	4,477,250
Plan assets	1,561,458	1,591,407	1,860,518	2,717,524	3,369,579
Surplus / (Deficit)	(324,635)	(499,941)	(904,074)	(830,020)	(1,107,671)
Experience (Gain) or Loss on plan liabilities	(189,895)	36,475	52,783	157,119	181,336
Experience (Gain) or Loss on plan assets	3,053	(5,676)	(469)	27,075	2,794

IX. MAJOR CATEGORIES OF PLAN ASSETS (AS % OF TOTAL PLAN ASSETS) :

For the period	01 04 2017 to 31 03 2018	01 04 2018 to 31 03 2019
Government of India securities	0.00%	0.00%
High quality corporate bonds	0.00%	0.00%
Equity shares of listed companies	0.00%	0.00%
Property	0.00%	0.00%
Special deposit scheme	0.00%	0.00%
Funds managed by insurer	100.00%	100.00%
Others	0.00%	0.00%
Total	100.00%	100.00%

41 The Company has not received any intimation from “suppliers” regarding their status under the Micro, Small and Medium Enterprises Development Act, 2006 and, hence, disclosures, if any, relating to amounts unpaid as at the yearend together with interest paid / payable as required under the said Act have not been given.

42 Other notes as required by Schedule III of the Act are either nil or not applicable hence not disclosed.

43 Previous period figures have been regrouped, recast / rearranged wherever necessary in order to conform to the current year’s presentation.



**AUDITED
FINANCIAL
STATEMENT
(CONSOLIDATED)**



INDEPENDENT AUDITORS REPORT ON CONSOLIDATED FINANCIALS:

TO

THE MEMBERS OF KRANTI INDUSTRIES LIMITED

Report on the Audit of the Consolidate Financial Statements

Opinion

We have audited the accompanying consolidated financial statements of KRANTI INDUSTRIES LIMITED ("the Group"), which comprise the Balance Sheet as at March 31, 2019, the Statement of Profit and Loss and the Statement of Cash Flows for the year ended on that date, and a summary of the significant accounting policies and other explanatory information (hereinafter referred to as "the consolidated financial statements").

In our opinion and to the best of our information and according to the explanations given to us, the aforesaid financial statements give the information required by the Companies Act, 2013 ("the Act") in the manner so required and give a true and fair view in conformity with the Accounting Standards prescribed under section 133 of the Act and other accounting principles generally accepted in India, of the state of affairs of the Company as at March 31, 2019, the profit & Loss statement and its cash flows for the year ended on that date.

Basis for opinion

We conducted our audit of the consolidated financial statements in accordance with the Standards on Auditing specified under section 143(10) of the Act (SAs). Our responsibilities under those Standards are further described in the Auditor's Responsibilities for the Audit of the consolidated Financial Statements section of our report. We are independent of the Company in accordance with the Code of Ethics issued by the Institute of Chartered Accountants of India (ICAI) together with the independence requirements that are relevant to our audit of the financial statements under the provisions of the Act and the Rules made thereunder, and we have fulfilled our other ethical responsibilities in accordance with these requirements and the ICAI's Code of Ethics. We believe that the audit evidence we have obtained is sufficient and appropriate to provide a basis for our audit opinion on the financial statements.

Key audit matters

Key audit matters are those matters that, in our professional judgment, were of most significance in our audit of the financial statements of the current period. These matters were addressed in the context of our audit of the

financial statements as a whole, and in forming our opinion thereon, and we do not provide a separate opinion on these matters. We have determined the matters described below to be the key audit matters to be communicated in our report.

Sr. No.	Key Audit Matter
1	<p>Revenue Recognition (refer Note. 2.13 related to Revenue)</p> <p>We focused on this area as a key audit matter due to the risk of incorrect timing of revenue recognition and estimation related to recording the discount and rebates. According to the financial statement' accounting principles revenue is recognized at a point in time when the control of the goods is transferred to the customer according to delivery terms. Due to variation of contractual sales terms and practices across the market and the pressure, the management may feel to achieve performance targets, there is a risk of material error.</p> <p>Auditor's Response</p> <p>To address this risk of material misstatement relating to revenue recognition, our audit procedures included:</p> <ul style="list-style-type: none"> - Assessing the compliance of company's revenue recognition policies with applicable accounting standards, including those related to discounts and rebates. - Assessing the revenue recognition processes on showroom and online sales. - Assessing the adequacy of relevant disclosures.
2	<p>Inventory valuation (refer Note. 2.12 related to inventories)</p> <p>Inventory were considered as a Key audit matter due to the size of the balance and because inventory valuation involves management judgement. According to company's accounting policies inventories are measured at the lower of cost or net realizable value.</p> <p>Auditor's Response</p> <p>To address the risk for material error on inventories, our audit procedures included amongst other:</p> <ul style="list-style-type: none"> - Assessing the compliance of company's accounting policies over inventory with applicable accounting standards. - Assessing the Inventory valuation processes on showroom. - Assessing the analyses and assessment made by management with respect to slow moving stock.

Information Other than the Consolidated Financial Statements and Auditor's Report Thereon

The Company's Board of Directors is responsible for the preparation of the other information. The other information comprises the information included in the Management Discussion and Analysis, Board's Report including Annexures to Board's Report, Business Responsibility Report, Corporate Governance and Shareholder's Information, but does not include the consolidated financial statements and our auditor's report thereon.


Our opinion on the consolidated financial statements does not cover the other information and we do not express any form of assurance conclusion thereon. In connection with our audit of the consolidated financial statements, our responsibility is to read the other information and, in doing so, consider whether the other information is materially inconsistent with the consolidated financial statements or our knowledge obtained during the course of our audit or otherwise appears to be materially misstated.

If, based on the work we have performed, we conclude that there is a material misstatement of this other information, we are required to report that fact. We have nothing to report in this regard.

Management's Responsibility for the Consolidated Financial Statements

The Company's Board of Directors is responsible for the matters stated in section 134(5) of the Act with respect to the preparation of these consolidated financial statements that give a true and fair view of the financial position, financial performance and cash flows of the Company in accordance with the AS and other accounting principles generally accepted in India. This responsibility also includes maintenance of adequate accounting records in accordance with the provisions of the Act for safeguarding the assets of the Company and for preventing and detecting frauds and other irregularities; selection and application of appropriate accounting policies; making judgments and estimates that are reasonable and prudent; and design, implementation and maintenance of adequate internal financial controls, that were operating effectively for ensuring the accuracy and completeness of the accounting records, relevant to the preparation and presentation of the financial statements that give a true and fair view and are free from material misstatement, whether due to fraud or error.

In preparing the consolidated financial statements, management is responsible for assessing the Company's ability to continue as a going concern, disclosing, as applicable, matters related to going concern and using the going concern



basis of accounting unless management either intends to liquidate the Company or to cease operations, or has no realistic alternative but to do so. The Board of Directors are responsible for overseeing the Company's financial reporting process.

Auditor's Responsibilities for the Audit of the consolidated Financial Statements
Our objectives are to obtain reasonable assurance about whether the consolidated financial statements as a whole are free from material misstatement, whether due to fraud or error, and to issue an auditor's report that includes our opinion. Reasonable assurance is a high level of assurance but is not a guarantee that an audit conducted in accordance with SAs will always detect material misstatement when it exists. Misstatements can arise from fraud or error and are considered material if, individually or in the aggregate, they could reasonably be expected to influence the economic decisions of users taken on the basis of these consolidated financial statements.

As part of an audit in accordance with SAs, we exercise professional judgment and maintain professional scepticism throughout the audit. We also:

- Identify and assess the risks of material misstatement of the consolidated financial statements, whether due to fraud or error, design and perform audit procedures responsive to those risks, and obtain audit evidence that is sufficient and appropriate to provide a basis for our opinion. The risk of not detecting a material misstatement resulting from fraud is higher than for one resulting from error, as fraud may involve collusion, forgery, intentional omissions, misrepresentations, or the override of internal control.
- Obtain an understanding of internal financial controls relevant to the audit in order to design audit procedures that are appropriate in the circumstances. Under section 143(3)(i) of the Act, we are also responsible for expressing our opinion on whether the Company has adequate internal financial controls system in place and the operating effectiveness of such controls.
- Evaluate the appropriateness of accounting policies used and the reasonableness of accounting estimates and related disclosures made by management.
- Conclude on the appropriateness of management's use of the going concern basis of accounting and, based on the audit evidence obtained, whether a material uncertainty exists related to events or conditions that may cast significant doubt on the Company's ability to continue as a going concern. If we conclude that a material uncertainty exists, we are required to draw attention in our auditor's report to the related disclosures in the consolidated

financial statements or, if such disclosures are inadequate, to modify our opinion. Our conclusions are based on the audit evidence obtained up to the date of our auditor's report. However, future events or conditions may cause the Company to cease to continue as a going concern.

- Evaluate the overall presentation, structure and content of the consolidated financial statements, including the disclosures, and whether the consolidated financial statements represent the underlying transactions and events in a manner that achieves fair presentation.

Materiality is the magnitude of misstatements in the consolidated financial statements that, individually or in aggregate, makes it probable that the economic decisions of a reasonably knowledgeable user of the consolidated financial statements may be influenced.

We consider quantitative materiality and qualitative factors in (i) planning the scope of our audit work and in evaluating the results of our work; and (ii) to evaluate the effect of any identified misstatements in the consolidated financial statements.


We communicate with those charged with governance regarding, among other matters, the planned scope and timing of the audit and significant audit findings, including any significant deficiencies in internal control that we identify during our audit.

We also provide those charged with governance with a statement that we have complied with relevant ethical requirements regarding independence, and to communicate with them all relationships and other matters that may reasonably be thought to bear on our independence, and where applicable, related safeguards.

From the matters communicated with those charged with governance, we determine those matters that were of most significance in the audit of the consolidated financial statements of the current period and are therefore the key audit matters. We describe these matters in our auditor's report unless law or regulation precludes public disclosure about the matter or when, in extremely rare circumstances, we determine that a matter should not be communicated in our report because the adverse consequences of doing so would reasonably be expected to outweigh the public interest benefits of such communication.

Report on Other Legal and Regulatory Requirements

3) As required by Section 143(3) of the Act, based on our audit we report that :

- 
- a) We have sought and obtained all the information and explanations which to the best of our knowledge and belief were necessary for the purposes of our audit.
- b) In our opinion, proper books of account as required by law have been kept by the Company so far as it appears from our examination of those books.
- c) The Balance Sheet, the Statement of Profit and Loss including Other Comprehensive Income, Statement of Changes in Equity and the Statement of Cash Flow dealt with by this Report are in agreement with the relevant books of account.
- d) In our opinion, the aforesaid consolidated financial statements comply with the AS specified under Section 133 of the Act, read with Rule 7 of the Companies (Accounts) Rules, 2014.
- e) On the basis of the written representations received from the directors as on March 31, 2019 taken on record by the Board of Directors, none of the directors is disqualified as on March 31, 2019 from being appointed as a director in terms of Section 164 (2) of the Act.
- f) With respect to the adequacy of the internal financial controls over financial reporting of the Company and the operating effectiveness of such controls, refer to our separate Report in "Annexure A". Our report expresses an unmodified opinion on the adequacy and operating effectiveness of the Company's internal financial controls over financial reporting.
- g) With respect to the other matters to be included in the Auditor's Report in accordance with the requirements of section 197(16) of the Act, as amended:
- h) With respect to the other matters to be included in the Auditor's Report in accordance with Rule 11 of the Companies (Audit and Auditors) Rules, 2014, as amended in our opinion and to the best of our information and according to the explanations given to us:
- i) The Company has disclosed the impact of pending litigations on its financial position in its financial statements.

- ii) The Company has made provision, as required under the applicable law or accounting standards, for material foreseeable losses, if any, on long-term contracts including derivative contracts.
- iii) There has been no delay in transferring amounts, required to be transferred, to the Investor Education and Protection Fund by the Company.

For and on Behalf of
ADV & ASSOCIATES
Chartered Accountants
Firm Registration number: 128045W

Sd/-

Prakash Mandhaniya
Partner
Membership number: 421679

Date: May 13, 2019
Place: Mumbai

Annexure “A” to the Independent Auditor’s Report

(Referred to in paragraph 1(f) under ‘Report on Other Legal and Regulatory Requirements’ section of our report to the Members of KRANTI INDUSTRIES LIMITED of even date)

Report on the Internal Financial Controls Over Financial Reporting under Clause (i) of Sub-section 3 of Section 143 of the Companies Act, 2013 (“the Act”)

We have audited the internal financial controls over financial reporting of KRANTI INDUSTRIES LIMITED (“the Group”) as of March 31, 2019 in conjunction with our audit of the consolidated financial statements of the Company for the year ended on that date.

Management’s Responsibility for Internal Financial Controls

The Board of Directors of the Company is responsible for establishing and maintaining internal financial controls based on the internal control over financial reporting criteria established by the Company considering the essential components of internal control stated in the Guidance Note on Audit of Internal Financial Controls Over Financial Reporting issued by the Institute of Chartered Accountants of India. These responsibilities include the design, implementation and maintenance of adequate internal financial controls that were operating effectively for ensuring the orderly and efficient conduct of its business, including adherence to respective company’s policies, the safeguarding of its assets, the prevention and detection of frauds and errors, the accuracy and completeness of the accounting records, and the timely preparation of reliable financial information, as required under the Companies Act, 2013.

Auditor’s Responsibility

Our responsibility is to express an opinion on the internal financial controls over financial reporting of the Company based on our audit. We conducted our audit in accordance with the Guidance Note on Audit of Internal Financial Controls Over Financial Reporting (the “Guidance Note”) issued by the Institute of Chartered Accountants of India and the Standards on Auditing prescribed under Section 143(10) of the Companies Act, 2013, to the extent applicable to an audit of internal financial controls. Those Standards and the Guidance Note require that we comply with ethical requirements and plan and perform the audit to obtain reasonable assurance about whether adequate internal financial controls over financial reporting was established and maintained

and if such controls operated effectively in all material respects. Our audit involves performing procedures to obtain audit evidence about the adequacy of the internal financial controls system over financial reporting and their operating effectiveness. Our audit of internal financial controls over financial reporting included obtaining an understanding of internal financial controls over financial reporting, assessing the risk that a material weakness exists, and testing and evaluating the design and operating effectiveness of internal control based on the assessed risk. The procedures selected depend on the auditor's judgement, including the assessment of the risks of material misstatement of the consolidated financial statements, whether due to fraud or error.

We believe that the audit evidence we have obtained, is sufficient and appropriate to provide a basis for our audit opinion on the internal financial controls system over financial reporting of the Company.

Meaning of Internal Financial Controls Over Financial Reporting

A company's internal financial control over financial reporting is a process designed to provide reasonable assurance regarding the reliability of financial reporting and the preparation of consolidated financial statements for external purposes in accordance with generally accepted accounting principles. A company's internal financial control over financial reporting includes those policies and procedures that (1) pertain to the maintenance of records that, in reasonable detail, accurately and fairly reflect the transactions and dispositions of the assets of the company; (2) provide reasonable assurance that transactions are recorded as necessary to permit preparation of consolidated financial statements in accordance with generally accepted accounting principles, and that receipts and expenditures of the company are being made only in accordance with authorizations of management and directors of the company; and (3) provide reasonable assurance regarding prevention or timely detection of unauthorized acquisition, use, or disposition of the company's assets that could have a material effect on the consolidated financial statements.

Limitations of Internal Financial Controls Over Financial Reporting

Because of the inherent limitations of internal financial controls over financial reporting, including the possibility of collusion or improper management override of controls, material misstatements due to error or fraud may occur and not be detected. Also, projections of any evaluation of the internal financial

controls over financial reporting to future periods are subject to the risk that the internal financial control over financial reporting may become inadequate because of changes in conditions, or that the degree of compliance with the policies or procedures may deteriorate.

Opinion

In our opinion, to the best of our information and according to the explanations given to us, the Company has, in all material respects, an adequate internal financial controls system over financial reporting and such internal financial controls over financial reporting were operating effectively as at March 31, 2019, based on the internal control over financial reporting criteria established by the Company considering the essential components of internal control stated in the Guidance Note on Audit of Internal Financial Controls Over Financial Reporting issued by the Institute of Chartered Accountants of India.

For and on Behalf of
ADV & ASSOCIATES
Chartered Accountants
Firm Registration number: 128045W

Sd/-

Prakash Mandhaniya
Partner
Membership number: 421679

Date: May 13, 2019
Place: Mumbai

Consolidated Balance Sheet as at 31st March, 2019

Particulars	Note No.	As at	As at
		31st March 2019	31st March, 2018
		Rupees	Rupees
A EQUITY AND LIABILITIES :			
1 Shareholders' funds			
a) Share Capital	3	8,80,20,000.00	7,05,00,000.00
b) Reserves and Surplus	4	11,52,49,363.09	5,97,77,456.70
c) Share Application Pending against Allotment		-	-
2 Non-Current Liabilities			
a) Long Term Borrowings	5	12,67,83,616.35	13,13,34,339.52
b) Deferred tax Liabilities	6	1,18,57,882.60	77,83,554.45
c) Other Long Term Liabilities			
d) Long Term Provisions			
3 Current Liabilities			
a) Short Term Borrowings	7	4,93,48,097.43	5,88,95,580.75
b) Trade Payables	8	3,74,70,210.75	6,29,06,705.75
c) Other Current Liabilities	9	3,00,88,319.56	3,52,04,210.62
d) Short Term Provisions	10	1,71,04,010.08	1,70,41,585.54
Total		47,59,21,499.86	44,34,43,433.33
B ASSETS :			
1 Non - Current Assets			
Property, Plant & Equipment	11		
a) Tangible Assets		24,14,24,146.12	21,55,66,113.89
b) Intangible Assets		11,66,114.86	10,55,141.27
c) Capital Work-in-progress		55,06,998.00	6,22,424.00
2 Non-Current Investments			
a) Investments	12	22,64,481.00	8,20,000.00
b) Long Term Loans and Advances	13	1,91,14,482.47	1,69,52,425.47
c) Other Non-Current Assets	14	1,64,81,497.88	1,25,31,732.00
d) Goodwill on Consolidation		3,20,43,498.84	3,20,43,498.84
3 Current Assets			
a) Inventories	15	5,52,48,944.10	6,32,05,987.26
b) Trade Receivables	16	7,59,04,821.25	8,99,08,389.50
c) Cash and Bank Balances	17	1,46,78,785.88	10,18,658.37
d) Short Term Loans and Advances	18	1,01,15,000.28	48,83,364.26
e) Other Current Assets	19	19,72,729.17	48,35,698.46
Total		47,59,21,499.86	44,34,43,433.32
SUMMARY OF SIGNIFICANT ACCOUNTING POLICIES	1		

The accompanying notes form an integral part of the financial statements.

For and on behalf of A D V & Associates
Chartered Accountants
Firm Registration No. 128045W

Sd/-

Prakash Mandhaniya
Partner
Membership No.: 421679
Place: Mumbai

Dated : 13/05/2019
Place: Pune

For and on behalf of Board of Directors
Kranti Industries Limited

Sd/-

Sachin Vora
(Managing Director)
DIN-02002468

Sd/-

Sheela Dhawale
Chief Financial Officer

Sd/-

Sumit Vora
(Director)
DIN-02002416

Sd/-

Bhavesh Selarka
Company Secretary

Consolidated Statement of Profit and Loss for the period ended 31st March, 2019				
Particulars		Note No.	For the financial year 2018-19	For the financial year 2017-18
1	REVENUE :			
	a) Revenue from Operations	20	60,70,00,910.11	46,03,83,758.01
	b) Other Income	21	47,93,099.73	7,08,326.92
	Total Revenue		61,17,94,009.84	46,10,92,084.93
2	EXPENSES :			
	a) Cost of Material Consumed	22	33,17,79,190.46	23,60,15,090.63
	b) Changes in inventories of finished goods and work-in- progress	23	32,84,413.22	(2,47,079.11)
	c) Other Manufacturing and Operating Expense	24	9,55,38,595.22	8,37,09,966.18
	d) Employee benefits expenses	25	7,58,96,191.68	6,76,68,361.79
	e) Sales, administration and Other Expenses	26	2,00,94,260.50	1,60,67,059.14
	f) Finance Cost	27	2,38,58,945.64	2,19,52,371.36
	g) Depreciation and amortisation expenses	11	3,07,66,065.94	2,98,62,875.04
	Total Expenses		58,12,17,662.66	45,50,28,645.03
3	Profit before Exceptional and Extraordinary Item and Tax		3,05,76,347.18	60,63,439.90
4	Exceptional Items		-	-
5	Profit Before Tax Expense		3,05,76,347.18	60,63,439.90
6	Tax Expenses			
	a) Current tax		0.00	0.00
	Current tax - MAT		62,75,795.78	15,96,018.00
	Less - MAT Credit Entitlement		<u>(9,70,837.48)</u>	<u>(15,32,565.00)</u>
	Net Current Tax		53,04,958.29	63,453.00
	b) Deferred tax		40,74,328.15	(29,33,148.24)
	c) Income tax expenses relating to prior years		-	54,929.00
7	PROFIT AFTER TAX CARRIED TO BALANCE SHEET		2,11,97,060.74	88,78,206.14
8	Minority Interest		(28,555.30)	(63,894.15)
9	Share of Profits (Loss) of Associates		(55,519.00)	0.00
10	PROFIT AFTER TAXES, MINORITY INTEREST & SHARE OF PROFIT/(LOSS) OF ASSOCIATES CARRIED TO BALANCE SHEET		2,11,12,986.44	89,42,100.29
	Earning per Equity Share - In Rs.			
	a. Basic		2.71	1.27
	a. Diluted		2.71	1.27
SUMMARY OF SIGNIFICANT ACCOUNTING POLICIES		1		
Other Notes referred above are an integral part of Financial Statements. As per our report of even date.				
For and on behalf of A D V & Associates Chartered Accountants Firm Registration No. 128045W		For and on behalf of Board of Directors Kranty Industries Limited		
Sd/-		Sd/-		
Prakash Mandhaniya Partner Membership No.: 421679 Place: Mumbai		Sachin Vora (Managing Director) DIN-02002468		Sumit Vora (Director) DIN-02002416
		Sd/-		Sd/-
		Dated : 13/05/2019 Place: Pune		Sheela Dhawale Chief Financial Officer
				Bhavesh Selarka Company Secretary

Consolidated Cash Flow Statement for the year ended 31st March, 2019				
Particulars		2018-19	2017-18	
		Rupees	Rupees	
1. Cash Flow From Operating Activities:				
Net Profit before tax and extraordinary item		3,05,76,347.18	60,63,439.90	
<i>Adjustments for:</i>				
Depreciation and amortization expense		3,07,66,065.94	2,98,62,875.04	
Interest & Other Charges		2,38,58,945.64	2,21,61,138.36	
(Profit)/Loss on sale of Fixed Assets		(40,77,965.66)	(2,69,566.89)	
(Profit)/Loss on sale of Shares		-	-	
Dividend Received		(1,200.00)	(1,200.00)	
Interest Received/ Other Non Operative Receipts		(3,28,568.33)	(3,71,241.80)	
Operating Profit before Working Capital Changes		8,07,93,624.77	5,74,45,444.61	
<i>Adjustments for:</i>				
Inventories		79,57,043.16	(92,64,176.52)	
Trade Receivables		1,40,03,568.25	(1,35,73,946.65)	
Short Term Loans & Advances		(52,31,636.02)	28,99,837.70	
Other Current Assets		28,62,969.29	20,08,597.64	
Trade Payables		(2,54,36,495.00)	78,38,933.40	
Other Current Liabilities		(51,15,891.06)	(11,10,560.73)	
Short term Provision		62,424.54	42,49,908.91	
Cash Generated from Operation		6,98,95,607.93	5,04,94,038.36	
Taxes Paid		(53,04,958.29)	(1,18,382.00)	
Net Cash from Operating Activities		6,45,90,649.63	5,03,75,656.36	
2. Cash Flow From Investing Activities:				
Fixed Assets Purchased (Net)		(6,15,77,106.10)	(1,11,92,303.71)	
Additions to Capital Work In Progress		(55,06,998.00)	-	
Sale of Fixed Assets		95,42,424.00	7,04,847.00	
Dividend Received		1,200.00	1,200.00	
Interest Received/ Other Non Operative Receipts		3,28,568.33	3,71,241.80	
<i>Adjustments for:</i>				
Long Term Loans & Advances		(21,62,057.00)	54,26,104.06	
Non Current Investments		(15,00,000.00)	(20,000.00)	
Other Non Current Assets		(39,49,765.88)	(47,30,422.98)	
Long term Provision		-	(74,054.00)	
Net Cash from Investing Activities		(6,48,23,734.65)	(95,13,387.83)	
3. Cash Flow From Financing Activities:				
Proceeds from issue of shares		5,18,50,364.66	-	
Proceeds/(Repayment) of Short term borrowings		(95,47,483.32)	(25,54,965.09)	
Proceeds/(Repayment) of Long term borrowings		(45,50,723.17)	(1,56,33,710.40)	
Payment of Interim Dividend and tax on it		-	-	
Interest & Other Charges paid		(2,38,58,945.64)	(2,21,61,138.36)	
Net Cash from Financing Activities		1,38,93,212.53	(4,03,49,813.85)	
Net Increase/ (Decrease) in Cash & Cash Equivalents		1,36,60,127.51	5,12,454.68	
Cash & Cash Equivalents at the beginning of the year		10,18,658.37	5,06,203.69	
Cash & Cash Equivalents at the end of the year		1,46,78,785.88	10,18,658.37	
Note:				
1. Components of Cash & Cash Equivalents :				
Particulars				
Cash on Hand		1,80,700.24	1,96,289.20	
Balances with Scheduled Banks		-	-	
In Current Accounts		1,44,98,085.64	8,22,369.17	
In Deposit Accounts		-	-	
Total Cash & Cash Equivalents		1,46,78,785.88	10,18,658.37	
2. The Cash Flow Statement has been prepared under the 'Indirect Method' as set out in Accounting Standard - 3 on Cash Flow Statements.				
3. Figures in Brackets represents outflow.				
4. The previous year's figures have been regrouped wherever necessary to make them comparable with current year's figures				
For and on behalf of A D V & Associates Chartered Accountants Firm Registration No. 128045W Sd/-		For and on behalf of Board of Directors Kranti Industries Limited		
Prakash Mandhaniya Partner Membership No.: 421679 Place: Mumbai		Sd/-	Sd/-	Sd/-
		Sachin Vora Chairman-Cum-MD DIN-02002468 Dated : 13/05/2019	Sumit Vora Director DIN-02002416 Place: Pune	Sheela Dhawale Chief Financial Officer
				Bhavesh Selarka Company Secretary

NOTE 1.: Company Background:

The consolidated financial statements comprise financial statements of Kranti Industries Limited and its subsidiaries for the year ended 31st March 2019.

Kranti Industries Limited a premier engineering company established in the year 1995. It is a Public limited Company engaged in the field of engineering products and caters to the needs of the Automobile manufacturing companies like CNH Industrial (India) Pvt. Ltd., Graziano Transmission India Pvt. Ltd., ESCORTS LIMITED, Neosym Industry Limited, Etc.

NOTE 2.: Basis of preparation of consolidated financial statements and significant accounting policies

This note provides a list of the significant accounting policies adopted in the preparation of these financial statements. These policies have been consistently applied to all the years presented, unless otherwise stated.

2.1 Basis of accounting:

The Consolidated financial statements of the Company have been prepared in accordance with the Generally Accepted Accounting Principles in India ('Indian GAAP'), on an accrual basis of accounting under the historical cost convention. The consolidated financial statements comply in all material respects with the Accounting standards as specified in an Annexure to the Companies (Accounting Standards) Rules, 2006 (as amended) under Section 133 of the Companies Act, 2013 ('the Act') and rules made thereunder, as applicable.

2.2 Basis of presentation:

The Consolidated Balance Sheet and the Consolidated Statement of Profit and Loss, including related notes, are prepared and presented as per the requirements of Schedule III to the Act. All assets and liabilities have been classified and disclosed as current or non-current as per the Company's normal operating cycle and other criteria set out in Schedule III. Based on the nature of products and the time between the acquisition of assets for processing and their realization into cash and cash equivalents, the Company has ascertained its operating cycle as twelve months for the purpose of current and non-current classification of assets and liabilities. Cash Flow Statement has been prepared and presented as per the requirements of Accounting Standard (AS) - 3 "Cash Flow Statements"

2.3 Classification as per Companies (Accounting Standard) Rules, 2006

The Company is not a Small and Medium Sized Company (SMC) as defined in the General instructions to Companies (Accounting Standards) Rules, 2006. Accordingly, the Company has complied with the Accounting Standards as applicable.

2.4 Basis of measurement:

The consolidated financial statements have been prepared on a historical cost convention except for the following. Defined benefit plans – plan assets measured at fair value

2.5 Use of estimates:

In preparation of the financial statements, the Company is required to make judgments, estimates and assumptions about the carrying amount of assets and liabilities that are not readily apparent from other sources. The estimates and the associated assumptions are based on historical experience and other factors that are considered to be relevant. Actual results may differ from these estimates.

The estimates and the underlying assumptions are reviewed on an ongoing basis. Revisions to accounting estimates are recognized in the period in which the estimate is revised and future periods affected. Significant judgments and estimates about the carrying amount of assets and liabilities include useful lives of tangible and intangible assets, impairment of tangible assets, intangible assets including goodwill, investments, employee benefits and other provisions and recoverability of deferred tax assets.

2.6 Principles of consolidation:

The consolidated financial statements have been prepared on the following basis:

The –financial statements of the subsidiary companies used in the consolidation are drawn upto the same reporting date as of the Company i.e. year ended March 31, 2019.

The –financial statements of the Company and its subsidiary companies have been combined on a line-by-line basis by adding together like items of assets, liabilities, income and expenses. The intra-group balances and intra-group transactions and unrealised pro–fits have been fully eliminated.

The excess of cost to the Company of its investments in the subsidiary

companies over its share of equity of the subsidiary companies at the dates on which the investments in the subsidiary companies are made, is recognised as 'Goodwill' being an asset in the consolidated –financial statements.

Minority interest in the net assets of consolidated subsidiaries consists of the amount of equity attributable to the minority shareholders at the dates on which investments are made by the Company in the subsidiary companies and further movements in their share in the equity, subsequent to the dates of investments as stated above.

2.7 The following subsidiary/Associate companies are considered in the Consolidated Financial Statements:

Sr No	Company Name	Country of Incorporation	% of Share Holding As at 31.03.2019
1	WONDER PRECISION PRIVATE LIMITED	India	97.00 %
2	KRANTI SFCI PRIVATE LIMITED	India	30.00%

2.8 Tangible Fixed assets:

Fixed Assets are stated at cost, net of accumulated depreciation and accumulated impairment losses, if any. The cost comprises purchase price, borrowing costs if capitalization criteria are met and directly attributable cost of bringing the assets to its working condition for the intended use. The manufacturing costs of internally generated assets comprise direct cost and attributable overheads.

Capital Work-in-progress comprises of cost of fixed assets that are not yet ready for their intended use as at the balance sheet date.

Subsequent expenditure related to an item of fixed asset is added to its book value only if it increases the future benefits from the existing asset beyond its previously assessed standard of performance. All other expenses on existing fixed assets, including day-to-day repair and maintenance expenditure and cost of replacing parts, are charged to the statement of profit and loss for the period during which such expenses are incurred.

2.9 Depreciation of tangible fixed assets:

Depreciation is calculated using the Written down value method to allocate their cost, net of their residual values, over their estimated useful lives as prescribed in Part C of Schedule II of the Companies Act, 2013 except in respect of certain assets listed below where the useful life is estimated different

from prescribed rate based on internal assessment or independent technical evaluation carried out by external valuers. The Management believes that the useful lives as given below represent the period over which management expects to use these assets

Class of Assets	Useful life as per	
	Management estimate in years	Schedule II of the Companies act, 2013
Plant and Machinery	20	15
Factory Building	40	30
Furniture and fixtures	10	10
Electrical Installation	10	10
Office equipment	5	5
Computer	3	3
Tools and Instruments	10	10
Motor Vehicle	8	8

The residual values are not more than 5% of the original cost of the asset. The asset's residual values and useful lives are reviewed and adjusted if appropriate, at the end of each reporting period.

An asset's carrying amount is written down immediately to its recoverable amount if the asset's carrying amount is greater than its estimated recoverable amount.

Gains and losses on disposal are determined by comparing proceeds with carrying amount. These are included in profit or loss within other gains/ (losses).

Intangible Assets:

Intangible assets acquired separately are measured on initial recognition cost. Following initial recognition, intangible assets are carried at cost less accumulated amortization and accumulated impairment losses.

2.10 Impairment of Assets:

Fixed assets are reviewed for impairment whenever events or changes in circumstances indicate that their carrying amount may not be recoverable. An impairment loss is recognized in the Statement of Profit and Loss if the carrying amount of an asset exceeds its recoverable amount. Recoverable amount is the higher of an asset's net selling price and value in use. An impairment loss recognized on asset is reversed when the conditions warranting impairment provision no longer exists.

2.11 Investments:

Investments which are readily realizable and intended to be held or not more than one year from the date on which such investments are made, are classified as current investments. All other investments are classified as long-term investments.

The company holds long term investments which are carried at cost, in financial statements.

2.12 Inventories:

Inventories of raw materials including stores, spares and consumables, packing materials, semi-finished goods , work-in-progress, finished goods are valued at the lower of cost and estimated net realizable value. Cost is determined on weighted average basis.

The cost of work-in-progress, semi-finished goods and finished goods includes the cost of material, labour and proportion of manufacturing overheads.

2.13 Revenue recognition on contracts:

Revenue comprises of Sale and Service Income, Interest and dividend. Revenue is recognized to the extent it is probable that the economic benefits will flow to the Company and that the revenue can be reliably measured. The company collects excise duty, service tax, value added taxes (VAT) and Goods and service tax GST as applicable on behalf of the government and therefore, these are not economic benefits flowing to the company. Hence, they are excluded from revenue. Revenue is disclosed, net of trade discounts and excise duty.

Sale of goods:

Sales are recognized when products are delivered to the customer and there is no unfulfilled obligation that could affect the customer's acceptance of the products. Delivery occurs when the products have been shipped to the specified location, the risks of obsolescence and loss have been transferred to the customer and either the customer has accepted the products in accordance with the sales contract, the acceptance provisions have lapsed or the Company has objective evidence that all criteria for acceptance have been satisfied.

Due from customers, if any are measured at the selling price of the work performed. Prepayments from customers are recognized as liabilities.

Sale of services:

Timing of recognition Revenue from rendering of services is recognized in the accounting period in which the services are rendered. For fixed-price contracts, revenue is recognized based on the actual service provided to the end of the reporting period as a proportion of the total services to be provided (percentage of completion method). Job-work revenues are accounted as and when such services are rendered.

Measurement of revenue Estimates of revenues, costs or extent of progress toward completion are revised if circumstances change. Any resulting increases or decreases in estimated revenues or costs are reflected in profit or loss in the period in which the circumstances that give rise to the revision become known by management.

Interest Income:

Interest income is recognized on a time proportion basis taking into account the amount outstanding and the rate applicable.

Dividend:

Dividend income from investments is recognized when the right to receive payment is established.

2.14 Foreign currency transactions:

The reporting currency of the company is Indian rupee.

Foreign currency transactions are recorded on initial recognition in the reporting currency, using the exchange rate at the date of the transaction. At each Balance Sheet date foreign currency monetary items are reported using the closing rate. Non-monetary items carried at historical cost denominated in a foreign currency are reported using the exchange rate at the date of the transaction.

Exchange differences that arise on the settlement of monetary items or on reporting of monetary items at each balance sheet date at closing rate are:

- Adjusted in the cost of the fixed assets to which the exchange differences relate, provided the assets are acquired from outside India.
- Recognised as income or expenses in the period in which they arise, in case other than (1) above.
- In respect of transaction covered by foreign exchange contracts, the difference between the contract rate and the spot rate on the date of the transaction is charged to the Statement of Profit and Loss over the period of the contract.

2.15 Leases

Lease arrangements where risks and rewards incidental to ownership of an asset substantially vests with lessor are classified as operating lease. Rental expenses on assets obtained under operating lease arrangements are recognized in the Statement of Profit and Loss on straight line basis over the lease period.

2.16 Borrowing cost:

Borrowing cost include interest, commitment charges, amortization of ancillary costs, amortization of discounts/premium related to borrowings, finance charges in respect of assets acquired on finance lease and exchange differences arising from foreign currency borrowings to the extent they are regarded as an adjustment to interest costs.

Borrowing costs that are directly attributable to the acquisition, construction or production of a qualifying asset are capitalized as part of cost of such asset till such time the asset is ready for its intended use. All other borrowing costs are recognized as an expense in the period in which they are incurred.

2.17 Taxes on income:

Tax on income for the current period is determined on the basis of taxable income and tax credits computed in accordance with the provisions of the Income tax act 1961, and based on the expected outcome of assessments.

Deferred Tax

Deferred tax assets and liabilities are recognized subject to the consideration of prudence, on timing differences between accounting income and taxable income that originate in one period and are capable of reversal in one or more subsequent periods and are quantified using enacted / substantively enacted tax rates as at the balance sheet date.

The carrying amount of Deferred Tax Assets / liabilities is reviewed at each balance sheet date.

Deferred tax assets relating to an unabsorbed depreciation and business losses are recognized and carried forward to the extent that there is virtual certainty that sufficient future taxable income will be available against which such deferred tax assets can be realised.

2.18 Provisions, contingent liabilities and contingent Assets.

A provision is recognized when there is a present obligation as a result of a

past event and it is probable that an outflow of resources would be required to settle the obligation, and in respect of which a reliable estimate can be made. Provisions are not discounted to their present value and are determined based on best estimates required to settle the obligation at the balance sheet date. Provisions are reviewed at each balance sheet date and are adjusted to reflect the current best estimation.

Contingent liabilities as defined in Accounting Standard 29 are disclosed by way of notes to accounts. Contingent Assets are neither recognized nor disclosed in the Financial Statements.

2.19 Cash and Cash equivalents

Cash and cash equivalents comprise cash at bank and in hand and short term investments which are available on call or maturity of a year or less.

2.20 Employee Benefits

Gratuity obligations

The Company operates defined benefit plan for its employees viz. Gratuity. The liability or asset recognized in the balance sheet in respect of defined benefit pension and gratuity plans is the present value of the defined benefit obligation at the end of the reporting period less the fair value of plan assets. The defined benefit obligation is calculated annually by actuaries using the projected unit credit method. The present value of the defined benefit obligation denominated in INR is determined by discounting the estimated future cash outflows by reference to market yields at the end of the reporting period on government bonds that have terms approximating to the terms of the related obligation.

Provident Fund

The Company pays provident fund contributions to publicly administered provident funds as per local regulations. The Company has no further payment obligations once the contributions have been paid. The contributions are accounted for as defined contribution plans and the contributions are recognized as employee benefit expense when they are due.

NOTE 3 : SHARE CAPITAL

Particulars	As at 31st March 2019	As at 31st March, 2018
	Rupees	Rupees
Authorised Share Capital :		
10000000 (10000000) Equity shares of Rs.10/- each.	10,00,00,000.00	10,00,00,000.00
Issued, subscribed and Paid up :		
88,02,000 (7050000) Equity shares of Rs.10/- each fully paid up	8,80,20,000.00	7,05,00,000.00
Total Rs.	8,80,20,000.00	7,05,00,000.00

3.1 Reconciliation of equity shares outstanding at the beginning and at the end of the reporting period

Particulars	31st March 2019		31st March, 2018	
	No. of Shares	Rs.	No. of Shares	Rs.
At the beginning of the year	70,50,000	7,05,00,000.00	70,50,000	7,05,00,000.00
Add : Issued during the year	17,52,000.00	1,75,20,000.00	-	-
Outstanding at the end of the year	88,02,000	8,80,20,000.00	70,50,000	7,05,00,000.00

Terms and rights attached to equity shares

- 3.2** The Company has only one class of equity shares having a par value of Rs.10 per share. Each holder of equity shares is entitled to one vote per share. In the event of liquidation of the Company, the holders of equity shares will be entitled to receive remaining assets of the Company, after distribution of all preferential amounts. The distribution will be in proportion to the number of equity shares held by the shareholders.

3.3 Aggregate number of bonus shares issued, share issued for consideration other than cash during the period of five years immediately preceding the reporting date :

Particulars		
Equity shares allotted as fully paid bonus shares by capitalisation of securities premium and General Reserves in five years immediately preceding the reporting date (200000 shares of Rs.100/- each and 2350000 shares of Rs.10/- each.)	25,50,000.00	25,50,000.00

Details of Shareholders holding more than 5% shares in the company

Name of the Shareholder	31st March 2019		31st March, 2018	
	No. of Shares	% holding	No. of Shares	% holding
Mrs. Indubala S. Vora	16,86,700	19.16%	16,86,700	23.92%
Mr. Sachin S. Vora	15,93,000	18.10%	15,90,000	22.55%
Mr. Sumeet S. Vora	15,33,030	17.42%	15,30,030	21.70%
Smc Global Securities Ltd.	6,63,000	7.53%	-	0.00%
Mrs. Basanti K. Vora	1,83,000	2.08%	7,50,000	10.64%
Mrs. Sapna Gadiya	3,75,000	4.26%	3,75,000	5.32%

NOTE 4 : RESERVES AND SURPLUS

Particulars	As at 31st March 2019	As at 31st March, 2018
	Rupees	Rupees
General Reserve	30,00,000.00	30,00,000.00
Security Premium Account		
Balance as per last Financial statements	-	-
Add : Amount Received during the year	4,73,04,000.00	-
Less : Amount Utilised IPO Expenditure	(1,29,73,635.34)	-
	3,43,30,364.66	-
Surplus in the Statement of Profit and Loss		
Balance as per last Financial statements	5,69,48,730.65	4,78,88,628.75
Add : Prior Period Adjustment	-	-
Add : Correction in Last years Minority Interest	-	1,18,001.60
Add : Profit/ (Loss) for the period	2,11,12,986.44	89,42,100.29
Balance available for appropriation	7,80,61,717.09	5,69,48,730.65
Minority Interest adjusted against majority Profit	(1,42,718.66)	(1,71,273.95)
	7,79,18,998.43	5,67,77,456.70
Total Rs.	11,52,49,363.09	5,97,77,456.70

NOTE 5 : LONG TERM BORROWINGS

Particulars	Non-current portion		Current maturities	
	As at 31st March, 2019	As at 31st March, 2018	As at 31st March, 2019	As at 31st March, 2018
SECURED				
(i) Term Loans from Bank - Secured				
HDFC : TERM LOAN A/C NO. 81214831	0.00	6,769,474.90	8,046,937.51	8,711,568.00
HDFC : TERM LOAN A/C NO. 81214829	1,662,870.97	3,921,592.73	2,889,509.55	3,240,912.00
HDFC : TERM LOAN A/C NO. 81211087	-	-	-	3,319,881.98
HDFC : TERM LOAN A/C NO. 81204804	-	-	-	2,911,935.92
HDFC : TERM LOAN A/C NO. 81214825	-	-	-	3,603,910.72
HDFC : TERM LOAN A/C NO. 81260322	1,726,719.99	3,736,285.20	2,601,785.92	2,942,976.00
HDFC : TERM LOAN A/C NO. 81600701	2,046,219.45	5,852,172.60	4,774,047.85	5,278,908.00
HDFC : TERM LOAN A/C NO. 83656442	9,910,591.48	-	1,151,908.52	-
KOTAK BANK : TERM LOAN A/C 6311000000033	11,332,741.54	10,750,594.76	1,190,940.00	2,405,016.00
SCB : TERM LOAN A/C NO. 51294176	4,670,988.53	11,207,063.33	1,166,061.00	1,548,789.00
COSMOS : 00580152189 VEHICLE LOAN	722,388.97	1,245,156.00	665,167.03	754,844.00
TATA CAPITAL : A/C NO.20571389	1,056,569.00	-	333,660.00	-
TATA CAPITAL : A/C NO.20644102	4,973,982.00	-	1,613,184.00	-
TATA CAPITAL : A/C NO.20780531	2,370,211.42	-	769,200.00	-
TATA CAPITAL : SUPPLIERS CREDIT	8,708,333.00	-	3,228,331.00	-
Subtotal - Secured Loans	49,181,616.35	43,482,339.52	28,430,732.38	34,718,741.62
UNSECURED				
Loans and Advances from Directors	58,000,000.00	53,687,000.00	-	-
Loans and Advances from Other related parties	19,602,000.00	34,165,000.00	-	-
Subtotal - Unsecured Loans	77,602,000.00	87,852,000.00	-	-
Total Rs.	126,783,616.35	131,334,339.52	28,430,732.38	34,718,741.62

- 5.1 a) Term Loan Account (No. 81214831) - loan is availed from HDFC bank for Plant and Machinery. This loan is secured by way of first mortgage /charge on the plant and machinery and mortgage of immovable property situated at Gat No. 267/B/1, Pirangut, Pune
- b) Term Loan Account (No. 81214829) - loan is availed from HDFC bank for Plant and Machinery. This loan is secured by way of first mortgage /charge on the plant and machinery and mortgage of immovable property situated at Gat No. 267/B/1, Pirangut, Pune
- c) Term Loan Account (No. 81211087) - loan is availed from HDFC bank for Plant and Machinery. This Loan is secured by way of first mortgage /charge on the plant and machinery and mortgage of immovable property situated at Gat No. 267/B/1, Pirangut, Pune
- d) Term Loan Account (No. 81204804) - loan is availed from HDFC bank for Plant and Machinery. This Loan is secured by way of first mortgage /charge on the plant and machinery and mortgage of immovable property situated at Gat No. 267/B/1, Pirangut, Pune
- e) Term Loan Account (No. 81214825) - loan is availed from HDFC bank for Plant and Machinery. This loan is secured by way of first mortgage /charge on the plant and machinery and mortgage of immovable property situated at Gat No. 267/B/1, Pirangut, Pune
- f) Term Loan Account (No. 81260322) - loan is availed from HDFC bank for Plant and Machinery. This loan is secured by way of first mortgage /charge on the plant and machinery and mortgage of immovable property situated at Gat No. 267/B/1, Pirangut, Pune
- g) Term Loan Account (No. 81600701) - loan is availed from HDFC bank for Plant and Machinery. This Loan is secured by way of first mortgage /charge on the plant and machinery and mortgage of immovable property situated at Gat No. 267/B/1, Pirangut, Pune
- h) Term Loan Account 51294176 - loan is availed from Standard Chartered bank as working capital requirement
This loan is secured by way of first mortgage /charge on the immovable property of company situated at Flat at Kumar Santosh, Gultekadi, Pune and Flat owned by Director Situated at Kumar Santosh, Gultekadi, Pune
- i) Term Loan Account 83656442 - loan is availed from HDFC bank for Plant and Machinery. This loan is secured by way of first mortgage /charge on the plant and machinery and mortgage of immovable property situated at Gat No. 267/B/1, Pirangut, Pune
- j) Term Loan Account 6311000000033 - loan is availed from Kotak bank on mortgage of immovable property situated at Bhosari MIDC, Pune
- k) Term Loan Account 20571389 - loan is availed from TATA Capital for Plant & Machinery. Secured by charge on machinery
- l) Term Loan Account 20644102 - loan is availed from TATA Capital for Plant & Machinery. Secured by charge on machinery
- m) Term Loan Account 20780531 - loan is availed from TATA Capital for Plant & Machinery. Secured by charge on machinery
- n) TATA CAPITAL : SUPPLIERS CREDIT - this is a supplier Credit availed from TATA Capital for purchase of Machinery
this loan is secured by Mortgage of Machinery, The supplier credit matures in May 2019 and the same will be converted to Term Loan
- o) COSMOS : 00580152189 This loan is availed for the Purchase of Vehicle and the same is mortgage with vehicle purchased

NOTE 6 : DEFERRED TAX LIABILITY

Particulars	As at 31st March 2019	As at 31st March, 2018
	Rupees	Rupees
Deferred Tax Liability		
Balance as per last Balance sheet	77,83,554.45	1,07,16,702.69
Add/Less : Current year deferred tax charge	40,74,328.15	(29,33,148.24)
		-
Total	1,18,57,882.60	77,83,554.45

The deferred tax charge for the current period is of Rs. 4074328.15 has been Charged to the Profit & Loss Statement.

Particulars	Deferred tax (liability)/Asset as at 01.04.2018	Current Year Charge	Deferred Tax Liability as at 31.03.2019
Property, Plant & Equipment	1,02,75,724.94	36,67,843.56	1,39,43,568.50
Gratuity (Dissallowance)	(1,37,298.00)	50,821.00	(86,477.00)
B/f Loss - Asset	(23,54,872.49)	3,55,663.59	(19,99,208.90)
Total	77,83,554.45	40,74,328.15	1,18,57,882.60

As required by Accounting Standard (AS22), Taxes on Income prescribed by Companies (Accounting Standards) Amendment rules, 2006, the company has recognised deferred taxes, which result from timing differences between book profits and tax profits for the period.

NOTE 7 : SHORT TERM BORROWINGS

Particulars	As at 31st March 2019	As at 31st March, 2018
	Rupees	Rupees
SECURED		
(i) Working Capital loan from Bank		
HDFC Bank Limited - Cash Credit	3,84,16,428.49	3,23,18,487.95
Kotak Bank : Cash Credit A/C 1511677880	27,37,808.40	48,27,097.00
(ii) BILLS DISCOUNTING FACILITY		
HDFC Bank Limited - Bill Discounting	81,93,860.54	2,17,49,995.80
Total Rs.	4,93,48,097.43	5,88,95,580.75

Working capital loan and Bill discounting Facility from HDFC bank Ltd is secured by hypothecation of present and future stock of raw materials, stock-in-process, finished goods, stores and spares, book debts, outstanding monies, receivables, claims, bills, materials in transit, etc.

Cash Credit from Kotak bank is availed for the purpose of working capital requirement and is secured by charge on Stock and debtors, receivables

NOTE 8 : TRADE PAYABLES

Particulars	As at 31st March 2019	As at 31st March, 2018
	Rupees	Rupees
SUNDRY CREDITORS		
Micro, Small and Medium Enterprises	31,27,749.00	-
Others	3,43,42,461.75	6,29,06,705.75
Total Rs.	3,74,70,210.75	6,29,06,705.75

The details of amounts outstanding to Micros, Small and Medium Enterprises based on available information with the company is as under :

NOTE 9 : OTHER CURRENT LIABILITIES

Particulars	As at 31st March 2019	As at 31st March, 2018
	Rupees	Rupees
Interest accrued on Term Loans from bank	4,62,628.98	4,39,954.00
Deposits/ Retention Money Payable	-	45,515.00
Advance received from Customers	11,94,958.20	-
Current Maturities Of Long Term Borrowings	2,84,30,732.38	3,47,18,741.62
Total Rs.	3,00,88,319.56	3,52,04,210.62

NOTE 10 : SHORT TERM PROVISIONS

Particulars	As at 31st March 2019	As at 31st March, 2018
	Rupees	Rupees
Provisions :		
a) Income Tax Provision	78,71,813.78	29,74,018.00
b) Provision for Employee Benefit		
Profession Tax	31,575.00	68,675.00
Provident Fund	4,93,294.00	3,74,391.00
Salary and Wages	34,70,149.00	33,89,157.00
Provision for Gratuity	11,07,671.00	8,30,020.00
	51,02,689.00	46,62,243.00
c) Other Provision		
TDS Payable	16,01,654.00	5,87,904.00
Audit Fees Payable	2,11,324.00	3,68,424.00
Provision for Electricity Charges	18,68,280.00	33,60,405.00
GST Payable	3,90,392.30	50,85,782.54
Legal and Professional Fees Payable	50,250.00	-
Retention Money Payable	-	2,809.00
Provision A/C (Accrued Liabilities)	7,607.00	-
	41,29,507.30	94,05,324.54
Total Rs.	1,71,04,010.08	1,70,41,585.54

NOTE 11 : PROPERTY, PLANT & EQUIPMENT

Particulars	As at	As at
	31st March 2019	31st March, 2018
	Rupees	Rupees
Tangible		
Fixed Assets Gross	69,35,37,204.36	64,27,02,705.12
Less Depreciation Fund	45,21,13,058.22	42,71,36,591.24
	24,14,24,146.14	21,55,66,113.89
Intangible		
Fixed Assets Gross	14,11,995.00	12,38,995.00
Less Depreciation Fund	2,45,880.14	1,83,853.73
	11,66,114.86	10,55,141.27
Capital Work in Progress	55,06,998.00	6,22,424.00
Total Rs.	24,80,97,259.00	21,72,43,679.16

NOTE 12 : INVESTMENTS

Particulars	As at	As at
	31st March 2019	31st March, 2018
	Rupees	Rupees
NON-CURRENT INVESTMENTS		
Unquoted Shares - Cosmos Co-operative Bank Limited	8,20,000.00	8,20,000.00
Equity Shares of Associate Company - Unquoted fully paid up		
Investments - Shares Kranti SFCI Private Limited	15,00,000.00	0.00
Add / Less Share of Post aquisition Profits (Losses)	(55,519.00)	
	14,44,481.00	
Total Rs.	22,64,481.00	8,20,000.00

Above-mentioned are Long term investments and carried at cost.

NOTE 13 : LONG TERM LOANS AND ADVANCES

Particulars	As at	As at
	31st March 2019	31st March, 2018
	Rupees	Rupees
Security Deposits		
Secured and considered good	-	-
Unsecured and considered good	26,83,951.47	16,33,094.47
Advance given against Lease	1,59,95,801.00	1,49,55,801.00
Deposit With MSEB	4,34,730.00	3,63,530.00
Total Rs.	1,91,14,482.47	1,69,52,425.47

NOTE 14 : OTHER NON-CURRENT ASSETS

Particulars	As at	As at
	31st March 2019	31st March, 2018
	Rupees	Rupees
Long term trade receivables	-	-
Balance with Income Tax Authorities	98,11,116.20	68,32,187.80
MAT Credit Entitlement	25,03,402.48	15,32,565.00
MVAT Balance	41,56,979.20	41,56,979.20
Investment in Shares of The Shamrao Vitthal Co Operative Bank Ltd	10,000.00	10,000.00
Total Rs.	1,64,81,497.88	1,25,31,732.00

NOTE 15 : INVENTORIES

Particulars	As at	As at
	31st March 2019	31st March, 2018
Raw Materials, Components, Consumables	4,37,23,462.10	4,83,96,092.04
Work-in-progress, Stores and Spares	1,15,25,482.00	1,48,09,895.22
Total Rs.	5,52,48,944.10	6,32,05,987.26

NOTE 16 : TRADE RECEIVABLES

Particulars	As at 31st March 2019	As at 31st March, 2018
	Rupees	Rupees
Outstanding for a period exceeding six months from the date they are due for payment.		
Secured and considered good	-	-
Unsecured and considered good	-	-
Other Receivables		
Secured and considered good	-	-
Unsecured and considered good	7,59,04,821.25	8,99,08,389.50
Total Rs.	7,59,04,821.25	8,99,08,389.50

NOTE 17 : CASH AND BANK BALANCES

Particulars	As at 31st March 2019	As at 31st March, 2018
	Rupees	Rupees
Cash on Hand	1,80,700.24	1,96,289.20
Balance with Bank		
Current accounts	1,44,98,085.64	8,22,369.17
Other Bank Balances -	0.00	0.00
Deposits with maturity of less than 3 months	0.00	0.00
Total Rs.	1,46,78,785.88	10,18,658.37

NOTE 18 : SHORT TERM LOANS AND ADVANCES

Particulars	As at 31st March 2019	As at 31st March, 2018
	Rupees	Rupees
Loans and advances to suppliers		
Advance to Creditors	98,93,000.28	48,24,918.26
Unsecured and considered good		
Loans to Employees		
Unsecured and considered good	2,22,000.00	58,446.00
Total Rs.	1,01,15,000.28	48,83,364.26

NOTE 19 : OTHER CURRENT ASSETS

Particulars	As at 31st March 2019	As at 31st March, 2018
	Rupees	Rupees
Prepaid Expenses	11,72,883.00	21,63,865.00
GST Balance	7,99,846.17	26,71,833.46
Total Rs.	19,72,729.17	48,35,698.46

NOTE 20 : REVENUE FROM OPERATIONS		
Particulars	For the financial year 2018-19	For the financial year 2017-18
	Rupees	Rupees
Sales and Labour charges net of Taxes	60,42,35,040.76	45,99,57,948.03
Other Operational Income		
Cash Discount received	27,65,869.35	2,08,489.67
Transport Charges Recovered	-	2,17,320.31
Total Rs.	60,70,00,910.11	46,03,83,758.01
NOTE 21 : OTHER INCOME		
Particulars	For the financial year 2018-19	For the financial year 2017-18
	Rupees	Rupees
Interest		
Interest on Deposits	4,46,704.80	1,18,136.47
Profit on Sale of Assets	40,77,965.66	2,69,566.89
Accounts / Liability Written Back	2,62,513.71	2,59,899.05
Foreign Exchange Difference Gain	42.56	44,338.33
Dividend Income	1,200.00	1,200.00
Discount	4,673.00	15,186.18
Total Rs.	47,93,099.73	7,08,326.92
NOTE 22 : COST OF MATERIALS CONSUMED		
Particulars	For the financial year 2018-19	For the financial year 2017-18
	Rupees	Rupees
Cost of goods Sold		
Opening Stock of Raw Material and Consumables	4,83,96,092.04	3,93,78,994.63
Add: Purchases during the year	32,55,47,338.28	24,36,14,701.64
	37,39,43,430.32	28,29,93,696.27
Less: Freight & Octroi	15,59,222.24	14,17,486.40
Less: Closing Stock of Raw Material and Consumables	4,37,23,462.10	4,83,96,092.04
Material Consumed	33,17,79,190.46	23,60,15,090.63
Total Rs.	33,17,79,190.46	23,60,15,090.63
NOTE 23 : CHANGES IN INVENTORIES OF FINISHED GOODS AND WORK-IN-PROGRESS		
Particulars	For the financial year 2018-19	For the financial year 2017-18
	Rupees	Rupees
Opening Work-in-Progress	1,48,09,895.22	1,45,62,816.11
Less: Closing Work-in-Progress	1,15,25,482.00	1,48,09,895.22
Total Rs.	32,84,413.22	(2,47,079.11)

NOTE 24 : OTHER MANUFACTURING AND OPERATING EXPENSES

Particulars	For the financial year 2018-19	For the financial year 2017-18
	Rupees	Rupees
Power and Fuel	3,02,10,529.98	2,82,24,434.55
Repairs to Machinery	2,11,11,265.95	1,74,54,361.38
Job work and labour charges	1,97,01,295.78	1,52,45,090.62
Lease Rental	1,65,70,128.36	1,62,12,964.40
Other manufacturing expenses 'Packing Material	79,45,375.15	65,73,115.23
Total Rs.	9,55,38,595.22	8,37,09,966.18

NOTE 25 : EMPLOYEE BENEFITS EXPENSES

Particulars	For the financial year 2018-19	For the financial year 2017-18
	Rupees	Rupees
Salaries and Wages	6,38,50,721.00	5,69,73,531.83
Bonus and Incentives	25,26,667.00	21,02,472.00
Gratuity paid	8,13,789.00	8,04,333.00
P.F. Contribution and etc.	24,60,770.00	21,66,150.00
Esic : Employer'S Contribution	8,43,076.00	7,10,547.00
Welfare Fund Deducted	8,496.00	7,272.00
Staff Welfare	5,52,959.68	4,84,805.96
Directors Remuneration	48,39,713.00	44,19,250.00
Total Rs.	7,58,96,191.68	6,76,68,361.79

NOTE 26 : SALES, ADMINISTRATION AND OTHER EXPENSES

Particulars	For the financial year 2018-19	For the financial year 2017-18
	Rupees	Rupees
Advertisement	1,65,360.00	-
Audit Fees	1,37,950.00	1,22,350.00
Conveyance and Travelling	11,37,183.54	14,40,212.10
Guest House Expenses	53,110.00	65,528.00
Insurance	7,73,386.86	7,00,801.00
Interest paid on Govt. Dues	52,667.00	856.00
Legal and Professional Fees	12,78,715.30	14,72,905.00
Legal Expenses	4,25,990.00	54,173.00
Office Expenses	21,52,661.62	16,48,621.32
Postage and Courier	24,004.98	36,755.10
Printing and Stationary	5,31,842.89	3,85,576.97
Profession Tax	5,000.00	5,000.00
Rates and Taxes	3,63,407.00	2,60,327.29
Repairs and Maintenance	19,85,598.51	8,95,756.66
Sales Promotion, entertainment and Ceremony expenditure	79,171.00	43,901.00
Security Charges	16,18,749.60	14,80,258.70
Housekeeping Expenses	11,77,778.56	8,22,924.98
Subscription and contribution	18,000.00	84,771.00
Transport Charges	72,20,408.86	55,36,898.48
Round Off	301.20	(25.82)
Telephone Expenses	2,12,639.58	2,96,961.58
Water Charges	6,56,270.00	6,04,358.00
PCMC Tax	24,064.00	24,065.00
MVAT / Excise Paid	-	84,083.78
Total Rs.	2,00,94,260.50	1,60,67,059.14

NOTE 27 : FINANCE COSTS

Particulars	For the financial year 2018-19	For the financial year 2017-18
	Rupees	Rupees
Interest on Term Loan	79,03,400.83	91,74,036.60
Interest on Cash Credit, Bill Discounting	94,64,747.11	73,26,720.04
Interest on Unsecured Loans and Deposits	61,81,993.00	52,26,430.00
Bank Charges	3,08,804.70	2,25,184.72
Total Rs.	2,38,58,945.64	2,19,52,371.36

Other Notes to Accounts:

30. Related party disclosure:

30.1 Names of related parties and related party relationship Relationships

a) Category II - Key Managerial Persons (KMP)

Mr. Sachin Vora (Managing Director)

Mr. Sumit Vora (Director)

Smt. Indubala Vora (Director)

Mrs. Sheela Dhawale (Chief Financial Officer)

Mr. Bhavesh Selarka (Company Secretary)

30.2 Transactions with Related parties:

Transactions with Directors, Key Managerial Persons (KMP) and Relatives:

For the Financial year 2018-19

Particulars	Nature of Payment		Loan Outstanding as on 31.03.2019
	Interest	Salary	
Managing Director and Directors			
Sachin Vora	13,68,741.00	25,58,163.00	1,58,00,000.00
Sumit Vora	8,95,982.00	25,58,163.00	1,00,00,000.00
Indubala S Vora	8,24,437.00	-	3,22,00,000.00
Relatives of Directors	25,77,057.00	14,94,981.00	1,96,02,000.00
Key Managerial Personnel			
Sheela Dhawale - Chief Financial Officer	1,95,428.00	9,98,841.00	-
Bhavesh Selarka - Compliance Officer		4,03,565.00	-
Relatives of Key Managerial Personnel	2,62,541.00	-	-
Gross Transaction Value	61,24,186.00	80,13,713.00	7,76,02,000.00

For the Financial year 2017-18

Particulars	Nature of Payment		Loan Outstanding as on 31.03.2018
	Interest	Salary	
Managing Director and Directors			
Sachin Vora	12,60,000.00	23,86,548.00	1,67,50,000.00
Sumit Vora	5,88,416.00	23,86,548.00	97,00,000.00
Indubala S Vora	6,94,804.00	-	3,12,15,000.00
Relatives of Directors	21,49,140.00	13,85,049.00	2,47,07,000.00
Key Managerial Personnel			
Sheela Dhawale - Chief Financial Officer	2,44,230.00	8,96,715.00	21,20,000.00
Bhavesh Selarka - Compliance Officer	-	3,19,050.00	-
Relatives of Key Managerial Personnel	3,26,842.00	-	28,60,000.00
Gross Transaction Value	52,63,432.00	73,73,910.00	8,73,52,000.00

- Related party relationship is as identified by the Company and relied upon by the Auditors, No amounts have been written off/back and provided for in respect of related party during the year.

The Earnings per share calculated as per AS-20 is shown below:

Earnings per Share	March 31, 2019	March 31, 2018
	Rupees	Rupees
Profit/(Loss) Attributable to Shareholders	2,11,12,986.00	89,42,100.29
No of Equity Shares	77,83,500	70,50,000
Basic and Diluted Earnings Per Share	2.71	1.26

32. Contingent Liabilities:

As per the Information provided to us there is no contingent liability as on the date.

Pending Litigation:

Sr. No	Act	Nature of Dues	Amount	Period to which amounts Relates	Forum where the dispute is pending
1.	Income Tax Act	Income Tax Dues	14,41,660.00	A.Y 2015-16	Commissioner (Appeals) - Pune

33. Value of imports calculated on CIF basis:

Particulars	During F.Y 2018-19	During F.Y 2017-18
Capital Goods	2,55,49,123.81	14,89,119.00
Raw Material	1,93,638.90	0.00

34. Expenditure in Foreign Currency:

Particulars	During F.Y 2018-19	During F.Y 2017-18
Spares for Repairs	0.00	2,16,077.42
Travelling Expense	2,12,030.00	2,29,406.00
Advance for Capital Goods	13,72,350.00	47,60,800.00

35. Earnings in Foreign Currency:

The Earning in Foreign Currency is NIL.

36. Managerial Remuneration

Managerial Remuneration paid during the period is as follows

Particulars	During F.Y 2018-19	During F.Y 2017-18
Director's Remuneration, (Including Incentive and Bonus)	5,116,326.00	4,773,096.00
Interest on Loan	30,89,160.00	2,543,220.00
Total	82,05,486.00	7,316,316.00

37. Deferred Tax:

In accordance with Accounting Standard 22, 'Accounting for Taxes on Income', the Company has a net deferred tax liability, and it has been recognized properly in the accounts.

Particulars	During F.Y 2018-19	During F.Y 2017-18
Balance as per last Balance Sheet	77,83,554.45	1,07,16,702.69
Add/Less: Current year deferred tax charged	40,74,328.15	(29,33,148.24)
Net Deferred Tax Asset / (-) Liability	1,18,57,882.60	77,83,554.45

Particulars	Deferred tax (liability)/Asset as at 01.04.2018	Current Year Charge	Deferred Tax Liability as at 31.03.2019
Property, Plant & Equipment	1,02,75,724.94	36,67,843.56	1,39,43,568.50
Gratuity (Disallowance)	(1,37,298.00)	50,821.00	(86,477.00)
B/f Loss - Asset	(23,54,872.49)	3,55,663.59	(19,99,208.90)
Total	77,83,554.45	40,74,328.15	1,18,57,882.60

38. Payment to Auditors:

Particulars	During F.Y 2018-19	During F.Y 2017-18
Tax and Statutory Audit	1,38,500.00	1,27,500.00
MVAT Auditor	32,500.00	32,500.00
As advisor, or in any other capacity,	0.00	88,500.00
Total	1,71,000.00	2,48,500.00

39. Value of Imported and Indigenous raw material consumed:

Particulars	During F.Y 2018-19		During F.Y 2017-18	
	% of Total	Value	% of Total	Value
	Consumption	Rupees	Consumption	Rupees
Raw Material and Consumables				
Imported	0.06%	1,93,638.90	0.00%	0.00
Indigenously procured	99.04%	33,17,79,190.46	100.00%	23,60,15,090.63
Total	100.00%	33,15,85,551.56	100.00%	23,60,15,090.63

40. Employee Benefits:

Defined contribution plans

The Company has certain defined contribution plans. Contributions are made to provident fund in India for employees at the rate of 12% of basic salary as per local regulations. The contributions are made to provident fund administered by the government. The obligation of the Company is limited to the amount contributed and it has no further neither contractual nor any constructive obligation. Contributions are made to employee's family pension fund in India for employees as per local regulations. The contributions are made to provident fund administered by the government. The obligation of the Company is limited to the amount contributed and it has no further neither contractual nor any constructive obligation.

The Company has recognized the following amount in the Statement of Profit and Loss for the year.

Particulars	During F.Y 2018-19	During F.Y 2017-18
Contribution to Employees Provident Fund	24,60,770.00	21,66,150.00
Contribution to other Funds (ESIC, Labour welfare funds)	8,51,572.00	7,10,547.00
Total	33,12,342.00	28,76,697.00

Post-employment obligations

Gratuity

The Company provides for gratuity for employees as per the Payment of Gratuity Act, 1972. Employees who are in continuous service for a period of 5 years are eligible for gratuity. The amount of gratuity payable on retirement/termination is the employees last drawn basic salary per month computed proportionately for 15 days salary multiplied for the number of years of service. The gratuity plan is a funded plan and the Company makes contributions to fund managed by Life Insurance Corporation of India. Contributions are made as per the working by LIC of India. The amounts recognized in the balance sheet and the movements in the net defined benefit obligation over the year are as follows

I. Assumptions:

	As of 31 03 2018	As of 31 03 2019
Mortality table	IALM(2006-08) ult	IALM(2012-14) ult
Discount rate	7.90%	7.80%
Rate of increase in compensation levels	5.00%	5.00%
Expected rate of return on plan assets	8.00%	7.80%
Expected average remaining working lives of employees (in years)	19.15 *	19.38 *
Withdrawal Rate		
Age upto 30 years	3.00%	3.00%
Age 31 - 40 years	2.00%	2.00%
Age 41 - 45 years	2.00%	2.00%
Age above 45 years	1.00%	1.00%

- It is actuarially calculated term of the plan using probabilities of death, withdrawal and retirement.

II. TABLE SHOWING CHANGES IN PRESENT VALUE OF OBLIGATIONS:

(All figures in Rupees)

For the period	01.04.2017 to 31.03.2018	01.04.2018 to 31.03.2019
Present value of obligation as at the beginning		
of the period	2,764,592	3,547,544
Acquisition adjustment	----	----
Transfer In / (Out)	----	----
Interest cost	204,803	278,829
Past service cost	317,049	----
Current service cost	407,982	439,820
Curtailment Cost / (Credit)	----	----
Settlement Cost / (Credit)	----	----
Benefits paid	(139,638)	(36,138)
Actuarial (Gain) / Loss on obligations	(7,244)	247,195
Present value of obligation as at the end of the Period	3,547,544	4,477,250

V. TABLE SHOWING CHANGES IN FAIR VALUE OF PLAN ASSETS:

(All figures in Rupees)

For the period	01.04.2017 to 31.03.2018	01.04.2018 to 31.03.2019
Fair value of plan assets at the beginning of the Period	1,860,518	2,717,524
Acquisition adjustments	----	----
Transfer In / (Out)	----	----
Expected return on plan assets	177,333	228,811
Contributions	851,928	468,043
Mortality Charges and Taxes	0	0
Benefits paid	(139,638)	(36,138)
Amount paid on settlement	----	----
Actuarial Gain / (Loss) on plan assets	(32,617)	(8,661)
Fair value of plan assets at the end of the Period	2,717,524	3,369,579
Actual return on plan assets	144,716	220,150

VI. ACTUARIAL (GAIN) / LOSS RECOGNISED

For the period	01 04 2017 to 31 03 2018	01 04 2018 to 31 03 2019
Actuarial (Gain) / loss for the period – Obligations	(7,244)	247,195
Actuarial (Gain) / Loss for the period – Plan assets	32,617	8,661
Total (Gain) / Loss for the period	25,373	255,856
Actuarial (Gain) / Loss recognized in the period	25,373	255,856
Unrecognized actuarial (Gain) / Loss at the end	----	----

V. THE AMOUNTS TO BE RECOGNISED IN THE BALANCE SHEET:

For the period	01 04 2017 to 31 03 2018	01 04 2018 to 31 03 2019
Present value of obligation at the end of period	3,547,544	4,477,250
Fair value of the plan assets at the end of period	2,717,524	3,369,579
Surplus / (Deficit)	(830,020)	(1,107,671)
Current liability	830,020	1,107,671
Non-current liability	2,717,524	3,369,579
Unrecognized past service cost	0	0
Amount not recognized as asset (Para 59(b) limit)	----	----
Net asset / (liability) recognized in balance sheet	(830,020)	(1,107,671)

VI. EXPENSE RECOGNISED IN THE STATEMENT OF PROFIT AND LOSS

31 03 2019	01 04 2017 to 31 03 2018	01 04 2018 to 31 03 2019
Current service cost	407,982	439,820
Acquisition (Gain) / Loss	----	----
Past service cost	317,049	0
Interest cost	204,803	278,829
Expected return on plan assets	(177,333)	(228,811)
Curtailment (Gain) / Loss	----	----
Settlement (Gain) / Loss	----	----
Actuarial (Gain) / Loss recognized in the period	25,373	255,856
Expenses recognized in the statement of profit & loss at the end of period	777,874	745,694

VII. RECONCILIATION OF NET ASSET / (LIABILITY) RECOGNISED

For the period	01 04 2017 to 31 03 2018	01 04 2018 to 31 03 2019
Net asset / (liability) recognised at the beginning	(904,074)	(830,020)
of the period		
Company Contributions	851,928	468,043
Benefits directly paid by Company	0	0
Expense recognised at the end of period	(777,874)	(745,694)
Unrecognised past service cost	0	0
Mortality Charges and Taxes	0	0
Impact of Transfer (In) / Out	0	0
Net asset / (liability) recognised at the end of the period	(830,020)	(1,107,671)

VIII. EXPERIENCE ADJUSTMENT HISTORY FOR 5 YEARS:

Experience History	March 31, 2015	March 31, 2016	March 31, 2017	March 31, 2018	March 31, 2019
Present value of obligation	1,886,093	2,091,348	2,764,592	3,547,544	4,477,250
Plan assets	1,561,458	1,591,407	1,860,518	2,717,524	3,369,579
Surplus / (Deficit)	(324,635)	(499,941)	(904,074)	(830,020)	(1,107,671)
Experience (Gain) or Loss on plan liabilities	(189,895)	36,475	52,783	157,119	181,336
Experience (Gain) or Loss on plan assets	3,053	(5,676)	(469)	27,075	2,794

IX. MAJOR CATEGORIES OF PLAN ASSETS (AS % OF TOTAL PLAN ASSETS):

For the period	01 04 2017 to 31 03 2018	01 04 2018 to 31 03 2019
Government of India securities	0.00%	0.00%
High quality corporate bonds	0.00%	0.00%
Equity shares of listed companies	0.00%	0.00%
Property	0.00%	0.00%
Special deposit scheme	0.00%	0.00%
Funds managed by insurer	100.00%	100.00%
Others	0.00%	0.00%
Total	100.00%	100.00%

41. The Company has not received any intimation from "suppliers" regarding their status under the Micro, Small and Medium Enterprises Development Act, 2006 and, hence, disclosures, if any, relating to amounts unpaid as at the yearend together with interest paid / payable as required under the said Act have not been given.

42. Other notes as required by Schedule III of the Act are either nil or not applicable hence not disclosed.

43. Previous period figures have been regrouped, recast / rearranged wherever necessary in order to conform to the current year's presentation.



FORM NO. MGT-11 PROXY FORM

Pursuant to Section 105(6) of the Companies Act, 2013 and Rule 19(3) of the Companies Act, 2013 and rule 19(3) of the Companies (Management and Administration) Rules, 2014

CIN	U29299PN1995PLC095016
Registration Date	05 December 1995
Name of the Company	KRANTI INDUSTRIES LIMITED
Address of the Registered office	Gat No.267/B/1, At Post Pirangut, Tal. Mulshi, Pune - 412115, Maharashtra, India
Contact: Tel.:	020-66755676;
Email:	investor@krantiindustries.com

Name of the Member(s):		
Registered Address:		
Email id:	Folio No./ Client ID:	DP ID:

I / We being the member of **KRANTI INDUSTRIES LIMITED**, holding _____ shares, hereby appoint:

Name:	Email id:
Address:	
Signature or Failing him	
Name:	Email id:
Address:	

as my/our proxy to attend and vote (on a poll) for me/us and on my/our behalf at 24th Annual General Meeting of members of the Company, to be held on 23rd August 2019 at the Manohar Mangal Karyalay (Manohar Banquets) 31/1, Mehendale Garage, Gulawani Maharaj Road, Erandwane, Pune – 411004 at 03.00 PM, and at any adjournment thereof in respect of such resolutions as are indicated below:

Sr. No.	Resolution(s)	Vote	
		For	Against
	Ordinary Business		
01	To receive, consider and adopt The Audited Financial Statement of the Company for the Financial Year ended March 31, 2019 together with the Reports of Board of Directors and Auditors thereon.		
02	To receive, consider and adopt The Audited Consolidated Financial Statement of the Company for the Financial Year ended March 31, 2019 together with Auditors Report thereon.		
03	To appoint a Director in place of Mrs. Indubala Vora, (DIN 02018226) who retires by rotation and being eligible, offers herself for re-appointment.		
04	To appoint an Auditor and to fix their remuneration: To consider and thought fit, to pass with or without the modification(s), the following resolution as an Ordinary Resolution: "RESOLVED THAT pursuant to the provisions of section 139, 142, 143 and other applicable provisions of the Companies Act, 2013, if any, read with Companies (Audit and Auditor) Rules, 2014, including any statutory enactment or modification(s) thereof, M/s. A D V AND ASSOCIATES, Chartered Accountants having (Firm Registration No.: 128045W) be and is hereby appointed as Statutory Auditors of the Company for the period of 5 Financial Years starting FY 2019-20, who shall hold the office from the conclusion of this Annual General Meeting till the conclusion of the Annual General Meeting of the Company to be held in year 2024 at such remuneration as may be mutually agreed between the Board of Directors and above named Auditors."		

Signed this ____ day of _____ 2019

Signature of Shareholder

**Affix
Revenue
Stamp**

Signature of Proxy holder(s)

Note: This form of proxy in order to be effective should be duly completed and deposited at the Registered Office of the Company, before the commencement of the Meeting.

ATTENDANCE SLIP

Name of the Company	KRANTI INDUSTRIES LIMITED
Address of the Registered office & contact details	Gat No.267/B/1, At Post Pirangut, Tal. Mulshi, Pune - 412115, Maharashtra, India Contact: Tel.: 020-66755676; Email: investor@krantiindustries.com

Regd. Folio No/DP No./ Client No.	
Name and address of the shareholder	
Name(s) of the Joint Holder(s) (if any)	
No of shares held	
Full Name of the Proxy (IN BLOCK LETTERS)	

I hereby record my presence at the 24th ANNUAL GENERAL MEETING of the Company held on Friday, 23rd August, 2019 at Manohar Mangal Karyalay (Manohar Banquets) 31/1, Mehendale Garage, Gulawani Maharaj Road, Erandwane, Pune – 411004 at 03.00 PM

(Member's / Proxy signature)

Note:

1. Members/ Proxy holders are requested to produce the attendance slip duly signed for entry to the AGM Hall.
2. Members are requested to bring their copy of AGM notice for the reference at the meeting.



A series of horizontal dotted lines spanning the width of the page, intended for handwritten notes or comments.



Area with horizontal dotted lines for text entry.

BUILDING TRUST ESTABLISHING THE LEGACY

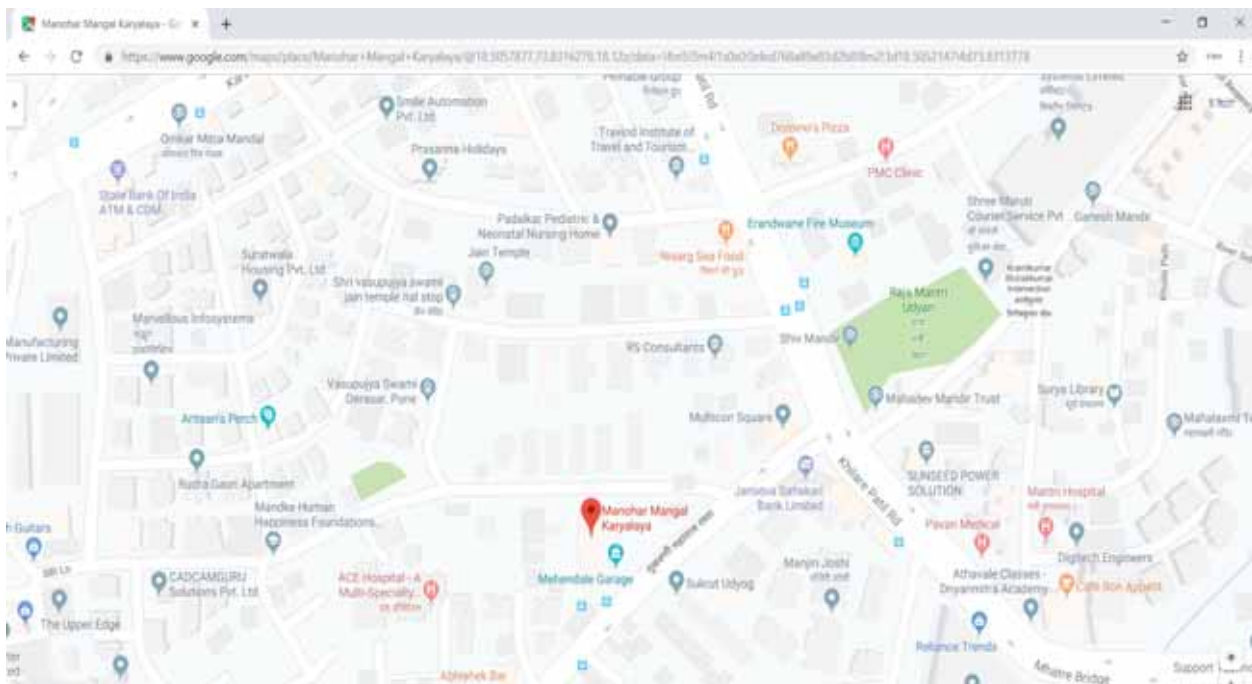
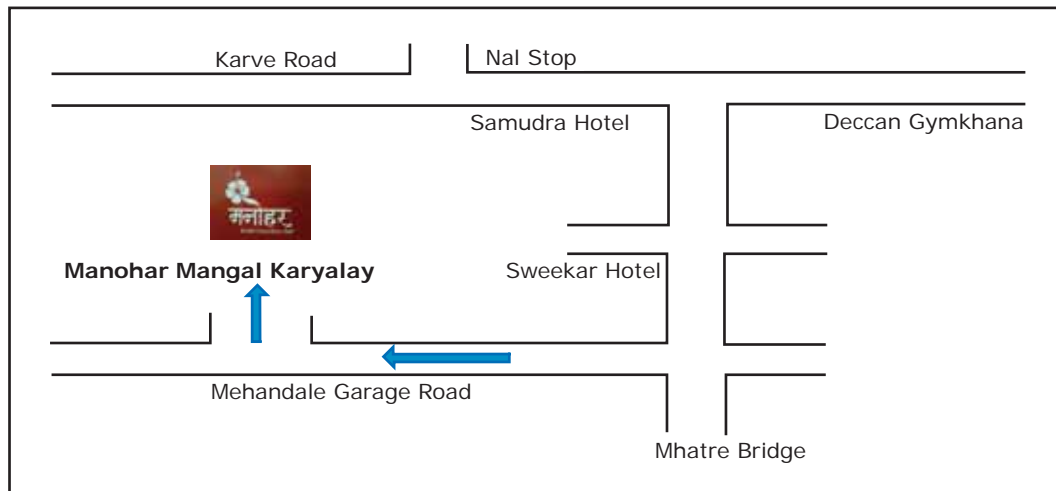


CUSTOMER SATISFACTION IS OUR MOTTO



THANK YOU

LOCATION MAP OF AGM VENUE:



Venue : Manohar Mangal Karyalay (Manohar Banquets) 31/1, Mehendale Garage, Gulawani Maharaj Road, Erandwane, Pune – 411004

Google Map Link : <https://goo.gl/maps/TMoy9azC6MyYke5C7>