

Industrial Growth Center, Siltara
Raipur (CG) 493111, India
Tel: +91 771 2216100
Fax : +91 771 2216198/99
PAN No.: AAACR6149L
CIN : L27100MH1973PLC 016617
www.seml.co.in
info@seml.co.in

An ISO 9001, ISO 14001 & OHSAS 18001
Certified Company



9th November, 2019

BSE Ltd
Phiroze Jeejeebhoy Towers
Dalal Street - Mumbai 400 021
Fax No. : 91-22-22721919,

National Stock Exchange of India Ltd.
Exchange Plaza, Bandra Kurla Complex
Bandra (E), Mumbai - 400051
Fax No: 022-26598120

Security Code: 504614

Security Code: SARDAEN

Dear Sir,

Sub: **Outcome of Board Meeting held on 9th November, 2019**

In continuation to earlier intimation, please be informed that the Board of Directors of the Company at their meeting held today, have, interalia, approved the unaudited standalone and consolidated results (financial and segment wise) for the 2nd quarter 2019-20 ended 30th September, 2019.

The Limited Review Report issued by the Statutory Auditors of the Company on the unaudited standalone and consolidated financial results for the 2nd quarter 2019-20 is also enclosed.

Please also be informed that

- the results are being filed and published as required; and
- the meeting started at 10.30 a.m. and concluded at 3.45 p.m.

A copy of the said results and the Limited Review Report is enclosed herewith. The results are also being made available on the website of the Company at www.seml.co.in.

You are requested to take the above information on record and disseminate the same for the information of the stakeholders.

Thanking you

Yours faithfully,
For Sarda Energy & Minerals Ltd.


Authorised Signatory

Encl: As above



SARDA ENERGY & MINERALS LIMITED
Regd. Office: 73A, Central Avenue, Nagpur - 440 018

website: www.seml.co.in email: cs@seml.co.in Ph: 0712-2722407 CIN: L27100MH1973PLC016617
STATEMENT OF STANDALONE FINANCIAL RESULTS FOR THE QUARTER & HALF YEAR ENDED 30/09/2019


(₹ in Crore except per share data)

Particulars	Quarter Ended			Half Year Ended		Year Ended
	30.09.2019	30.06.2019	30.09.2018	30.09.2019	30.09.2018	31.03.2019
	Unaudited			Unaudited		Audited
1 Income						
a) Income from Operations	380.00	420.46	417.63	800.46	858.84	1,650.22
b) Other Operating Income	0.71	0.33	0.90	1.04	2.00	3.16
Revenue from Operations	380.71	420.79	418.53	801.50	860.85	1,653.39
c) Other Income / (Loss)	25.99	7.76	16.02	33.75	0.10	31.92
Total Income	406.70	428.55	434.55	835.25	860.95	1,685.31
2 Expenses						
a) Cost of Materials consumed	237.33	257.44	236.57	494.76	492.48	992.57
b) Purchase of stock in-trade	4.12	3.25	32.08	7.37	39.94	47.83
c) Changes in inventories of finished goods, work-in-progress and stock-in-trade	25.30	(6.68)	(8.15)	18.63	(13.87)	(13.47)
d) Employee benefit expenses	16.83	20.18	15.88	37.01	31.57	68.70
e) Finance Costs	8.51	7.92	8.19	16.42	17.30	35.13
f) Depreciation and amortisation expenses	12.90	12.80	12.28	25.70	25.19	49.96
g) other expenses	46.94	53.06	52.80	100.01	96.57	183.29
Total Expenses	351.93	347.97	349.63	699.90	689.19	1,364.01
3 Profit/(Loss) from ordinary activities before exceptional items (1-2)	54.77	80.58	84.92	135.35	171.76	321.30
4 Exceptional items-Income / (Expense)						
5 Profit/(Loss) from ordinary activities before tax	54.77	80.58	84.92	135.35	171.76	321.30
6 Tax Expense						
Current Tax	4.38	27.73	29.55	32.11	65.35	107.80
Deferred Tax	(17.89)	0.36	(4.20)	(17.54)	(5.09)	(1.35)
7 Net Profit/(Loss) from ordinary activities after tax (5-6)	68.28	52.49	59.57	120.78	111.49	214.85
Total Profit / (Loss)	68.28	52.49	59.57	120.78	111.49	214.85
8 Other comprehensive income						
Items that will not be reclassified to profit or loss	(0.13)	(0.13)	0.02	(0.25)	0.04	(0.51)
Income tax relating to items that will not be reclassified to profit or loss	(0.10)	0.04	(0.04)	(0.06)	(0.01)	0.18
Items that will be reclassified to profit or loss	-	-	-	-	-	0.54
Income tax relating to items that will be reclassified to profit or loss	-	-	-	-	-	(0.09)
9 TOTAL COMPREHENSIVE INCOME , NET OF TAX	68.05	52.40	59.55	120.47	111.52	214.97
10 Paid up equity share capital (Eq. shares of ₹.10/- each)	36.05	36.05	36.05	36.05	36.05	36.05
11 Other Equity excluding revaluation reserves				1,632.04	1426.16	1,529.60
12 Earnings per share of ₹10/- each (not annualised)						
a) Basic	18.94	14.56	16.52	33.50	30.94	59.60
b) Diluted	18.94	14.56	16.52	33.50	30.94	59.60

NOTES :-

- The above results have been reviewed by the Audit committee and approved by the Board of Directors of the company in its meeting held on 9th November' 2019.
- The other income includes interest, dividend from subsidiary, share of profit / (loss) in LLP & effect of change in fair value of market investments.
- The Company elected to exercise the non-revisable option permitted under section 115BAA of the Income Tax Act, 1961 as introduced by the Taxation Law (Amendment) Ordinance, 2019. Accordingly, the Company has recognised provision for Current Income tax for six months ended 30th September' 2019 based on the estimated annual effective tax rate and re-measured its Deferred Tax Liabilities (Net) on the basis of the rate prescribed by the said section. The impact of this change has been recognised in the Statement of Profit & Loss for the quarter ended 30th September' 2019.
- Other expenses for the half year ended on 30.09.2019 includes Rs. 6.11 crore on account of provision for service tax liability to be settled under DRS.
- The figures for the corresponding previous periods have been restated / regrouped, wherever necessary, to make them comparable.

ON BEHALF OF BOARD OF DIRECTORS


P.K.JAIN

WHOLETIME DIRECTOR & CFO

Place : RAIPUR
Date : 09.11.2019



SARDA ENERGY & MINERALS LIMITED
Regd. Office: 73A, Central Avenue, Nagpur - 440 018

website: www.seml.co.in email: cs@seml.co.in Ph: 0712-2722407 CIN: L27100MH1973PLC016617

STANDALONE SEGMENT WISE REVENUE, RESULTS, ASSETS AND LIABILITIES FOR THE QUARTER & HALF YEAR ENDED 30/09/2019

(₹ in Crore)

Particulars	Quarter ended			Half Year Ended		Year Ended
	30.09.2019	30.06.2019	30.09.2018	30.09.2019	30.09.2018	31.03.2019
	Unaudited			Unaudited		Audited
1 Segment Revenue						
a) Steel	280.37	322.39	266.13	602.76	576.86	1,149.27
b) Ferro Alloys	99.89	97.86	153.32	197.75	281.99	501.10
c) Power	50.28	49.96	49.03	100.24	89.33	176.46
d) Unallocated	3.55	4.22	2.16	7.77	5.16	11.73
Total	434.09	474.43	470.64	908.52	953.34	1,838.56
Less: Inter Segment Revenue	53.38	53.64	52.10	107.02	92.49	185.17
Net Sales/Income from operations	380.71	420.79	418.53	801.50	860.85	1,653.39
2 Segment Results						
Profit/(Loss) before tax and interest and forex fluctuation gain/(loss)						
a) Steel	47.23	97.83	96.73	145.06	210.02	349.76
b) Ferro Alloys	6.11	11.02	10.98	17.13	27.49	52.22
c) Power	0.86	(0.51)	1.48	0.34	1.76	(4.39)
Total	54.20	108.35	109.19	162.54	239.26	397.60
Less: i) Interest & Forex fluctuation Gain/(Loss)	(11.43)	(9.85)	(17.52)	(21.27)	(32.50)	(49.64)
ii) Unallocable expenditure net off unallocable income. Gain/(Loss)	12.00	(17.92)	(6.75)	(5.92)	(35.02)	(26.67)
Total Profit before tax	54.78	80.58	84.92	135.35	171.76	321.30
3 Segment Assets						
a) Steel	685.55	776.22	716.86	685.55	716.86	702.66
b) Ferro Alloys	220.05	171.67	248.34	220.05	248.34	157.88
c) Power	121.20	114.88	131.67	121.20	131.67	140.68
d) Unallocated	1,302.08	1,147.99	988.77	1,302.08	988.77	1,078.30
Total	2,328.88	2,210.76	2,085.64	2,328.88	2,085.64	2,079.52
4 Segment Liabilities						
a) Steel	180.38	229.70	153.50	180.38	153.50	145.30
b) Ferro Alloys	111.30	51.99	149.36	111.30	149.36	17.67
c) Power	34.51	25.73	16.21	34.51	16.21	48.47
d) Unallocated	334.61	285.27	304.36	334.61	304.36	302.43
Total	660.80	592.69	623.43	660.80	623.43	513.87

NOTES :-

1 The figures for the corresponding previous periods have been restated / regrouped, wherever necessary, to make them comparable.

ON BEHALF OF BOARD OF DIRECTORS

P.K.JAIN

WHOLETIME DIRECTOR & CFO

Place : RAIPUR
Date : 09.11.2019

**SARDA ENERGY & MINERALS LIMITED**

Regd. Office: 73A, Central Avenue, Nagpur - 440018

website: www.seml.co.in

email: cs@seml.co.in

Ph: 0712-2722407

Fax: 0712-2722107

CIN: L27100MH1973PLC016617


STANDALONE STATEMENT OF ASSETS AND LIABILITIES

(₹ in Crore)

Particulars	As at 30th September, 2019	As at 31st March, 2019
	UNAUDITED	AUDITED
ASSETS		
(1) Non-current Assets		
(a) Property, Plant & Equipment	501.48	523.25
(b) Capital work-in-progress	27.63	19.04
(c) Investment Property	43.53	43.63
(d) Other Intangible Assets	2.90	3.12
(e) Other Intangible Assets under development	8.53	8.43
(f) Financial Assets		
(i) Investments	690.47	668.35
(ii) Other Financial Assets	2.04	18.85
(g) Other Non-current Assets	17.79	15.76
	1,294.37	1,300.43
(2) Current Assets		
(a) Inventories	285.46	300.44
(b) Financial Assets		
(i) Investments	59.06	52.43
(ii) Trade receivables	78.76	39.03
(iii) Bank, Cash & cash equivalents	87.82	1.17
(iv) Bank balances other than (iii) above	1.77	1.50
(v) Loans	444.93	326.44
(c) Other Current Assets	76.71	58.08
	1,034.51	779.09
TOTAL ASSETS	2,328.88	2,079.52
EQUITY AND LIABILITIES:		
EQUITY		
(a) Equity Share capital	36.05	36.05
(b) Other Equity	1,632.04	1,529.60
Total Equity	1,668.09	1,565.65
LIABILITIES		
(1) Non-current Liabilities :		
(a) Financial Liabilities		
(i) Borrowings	176.16	97.95
(ii) Other financial liabilities	2.29	2.53
(b) Deferred tax liabilities (Net)	44.67	62.14
(c) Provisions	2.93	2.72
	226.05	165.34
(2) Current Liabilities		
(a) Financial Liabilities		
(i) Borrowings	172.54	175.27
(ii) Trade Payables		
(a) Total outstanding dues of micro and small enterprises	1.61	1.37
(b) Total outstanding dues of creditors other than micro and small enterprises	115.38	88.17
(iii) Other financial liabilities	106.91	47.86
(b) Other current liabilities	17.68	17.77
(c) Provisions	15.71	7.26
(d) Current tax Liabilities (net)	4.91	10.83
	434.74	348.53
TOTAL EQUITY AND LIABILITIES	2,328.88	2,079.52

PLACE: RAIPUR
DATE: 09.11.2019

ON BEHALF OF BOARD OF DIRECTORS


P.K. JAIN
WHOLETIME DIRECTOR & CFO

SARDA ENERGY & MINERALS LIMITED
STANDALONE CASH FLOW STATEMENT FOR HALF YEAR ENDED 30th SEP 2019

	PARTICULARS	Period ended	Period ended
		30.09.2019	30.09.2018
		INR in crores	INR in crores
A.	CASH FLOW FROM OPERATING ACTIVITIES :		
	Net Profit before tax as per statement of Profit & Loss	135.35	171.76
	Adjustments to reconcile profit before tax to cash generated by operating activities		
	Depreciation and amortization expense	25.70	25.19
	Finance Costs	16.43	17.30
	Exchange differences on translation of assets and liabilities	0.90	7.29
	Loss pertaining to scrapping of assets	0.14	0.62
	Allowance/(Reversal) for credit losses on financial assets	(0.03)	(0.01)
	Interest Income	(19.50)	(12.10)
	Corporate Guarantee Commission	(0.23)	(0.23)
	Net (Gain)/Loss on investments pertaining to Fair valuation	(6.63)	37.10
	Dividend income	(0.30)	(18.44)
	(Profit) / Loss on sale of investments	(0.02)	(0.02)
	(Profit) / Loss on sale of fixed assets	(0.03)	1.46
	Share of (Profit)/loss in Partnership Firm	(6.64)	(7.68)
	Changes in assets and liabilities		
	Trade Receivables	(39.71)	1.26
	Inventories	14.97	(50.02)
	Trade Payables	26.57	38.49
	Loans and advances and other assets	1.65	7.09
	Liabilities and provisions	65.41	6.79
	Income Tax Paid	214.03	225.86
	(37.36)	(38.61)	
	NET CASH (USED)/GENERATED IN OPERATING ACTIVITIES	176.67	187.25
B.	CASH FLOW FROM INVESTING ACTIVITIES :		
	Investment in Fixed Assets	(15.28)	(27.29)
	Sale of Fixed Assets	0.19	2.50
	Investment made in Subsidiaries	(15.25)	(33.77)
	Other Investments (made)/liquidated	0.02	0.37
	Loan repaid by/(given) to Subsidiaries	(120.03)	(11.60)
	Loan repaid by/(given) to Others	17.06	(57.14)
	Interest received	0.48	0.77
	Dividend received	0.30	18.44
	NET CASH (USED)/GENERATED IN INVESTING ACTIVITIES	(132.51)	(107.72)
C.	CASH FLOW FROM FINANCING ACTIVITIES :		
	Proceeds from long term borrowings	91.35	-
	Repayment of long term borrowings	(11.21)	(14.23)
	Short term borrowings (net)	(2.73)	(30.79)
	Finance cost	(16.90)	(15.99)
	Dividend & dividend tax paid	(18.02)	(18.02)
	NET CASH (USED)/GENERATED IN FINANCING ACTIVITIES	42.49	(79.04)
	Increase/(decrease) in Cash and Cash equivalents (A+B+C)	86.65	0.49
	Unrealised Exchange (Gain)/Loss on Cash & Cash Equivalents	-	-
	NET (DECREASE) / INCREASE IN CASH AND CASH EQUIVALENTS	86.65	0.49
	CASH AND CASH EQUIVALENTS AT BEGINNING OF THE PERIOD	1.18	0.98
	CASH AND CASH EQUIVALENTS AT THE END OF THE PERIOD	87.82	1.46
	Supplementary Information:		
	Restricted Cash Balance	1.77	1.69
	Increase/(decrease) in Cash and Cash equivalents	86.65	0.49

Notes:

(a)	Cash and cash equivalent include the following :		
	Cash on Hand	0.26	0.30
	Balances with Scheduled banks	87.57	1.16
		87.82	1.46

- (b) Previous year figures have been recasted/restated wherever necessary.
(c) Figures in brackets represent outflows.

PLACE: RAIPUR
DATE: 09.11.2019

ON BEHALF OF BOARD OF DIRECTORS



P.K.JAIN
WHOLETEME DIRECTOR & CFO



SARDA ENERGY & MINERALS LIMITED
Regd. Office: 73A, Central Avenue, Nagpur - 440 018

website: www.seml.co.in email: cs@seml.co.in Ph: 0712-2722407 CIN: L27100MH1973PLC016617

STATEMENT OF CONSOLIDATED FINANCIAL RESULTS FOR THE QUARTER & HALF YEAR ENDED 30/09/2019

(₹ in Crore except per share data)

Particulars	Quarter Ended			Half Year Ended		Year Ended
	30.09.2019	30.06.2019	30.09.2018	30.09.2019	30.09.2018	31.03.2019
	Unaudited			Unaudited		Audited
1 Income						
Income from Operations	543.53	551.50	585.35	1,095.02	1,203.75	2,302.30
Other Operating Income	6.86	3.69	5.38	10.55	10.59	21.59
a) Revenue from Operations	550.39	555.19	590.73	1,105.57	1,214.34	2,323.89
b) Other Income	10.86	11.25	(3.19)	22.11	(16.69)	16.85
Total Income	561.25	566.44	587.54	1,127.68	1,197.65	2,340.74
2 Expenses						
a) Cost of Materials consumed	321.57	333.97	326.60	655.53	741.08	1,430.61
b) Purchase of stock in-trade	14.13	20.46	52.13	34.59	70.44	100.94
c) Changes in inventories of finished goods, work in progress and stock in trade	36.59	(4.03)	(1.26)	32.56	(39.96)	(38.38)
d) Employee benefit expenses	21.50	25.02	20.31	46.53	40.55	87.35
e) Finance Costs	17.76	23.22	25.90	40.98	49.65	98.96
f) Depreciation and amortisation expenses	19.55	19.38	18.78	38.93	38.18	76.47
g) other expenses	68.36	70.38	74.59	138.74	146.95	261.09
Total Expenses	499.46	488.40	517.05	987.86	1,046.89	2,017.04
3 Profit/(Loss) from ordinary activities before exceptional items(1-2)	61.79	78.04	70.49	139.82	150.76	323.70
4 Exceptional items-Income / (Expense)						
5 Profit/(Loss) from ordinary activities before tax	61.79	78.04	70.49	139.82	150.76	323.70
6 Tax Expense						
Current Tax	4.68	27.97	29.98	32.66	65.82	110.69
Deferred Tax	(14.32)	(0.67)	0.67	(14.99)	(0.30)	5.81
7 Net Profit/(Loss) from ordinary activities after tax (5-6)	71.43	50.74	39.84	122.15	85.24	207.20
8 Share of Profit/(Loss) of Associates and Joint Ventures	(1.46)	(2.88)	(0.03)	(4.34)	(0.84)	(0.06)
Total Profit / (Loss)	69.97	47.86	39.81	117.81	84.40	207.14
9 Other comprehensive income / (loss), net of tax	(0.85)	(0.82)	(1.43)	(1.67)	(2.50)	(7.62)
10 TOTAL COMPREHENSIVE INCOME, NET OF TAX	69.12	47.04	38.38	116.14	81.90	199.52
11 Net Profit/(Loss) attributable to						
a) Owner of the Company	68.93	47.43	34.15	116.35	79.19	203.19
b) Non Controlling Interest	1.04	0.43	5.66	1.46	5.21	3.95
12 Other Comprehensive income attributable to						
a) Owner of the Company	(0.54)	(0.50)	(0.70)	(1.04)	(1.23)	(3.95)
b) Non Controlling Interest	(0.31)	(0.32)	(0.73)	(0.63)	(1.27)	(3.67)
13 Total Comprehensive income attributable to						
a) Owner of the Company	68.39	46.93	33.45	115.31	77.95	199.23
b) Non Controlling Interest	0.73	0.11	4.93	0.83	3.95	0.29
14 Paid up equity share capital (Eq. shares of ₹.10/- each)	36.05	36.05	36.05	36.05	36.05	36.05
15 Other Equity excluding revaluation reserves					1,626.96	1,741.97
16 Earnings per share of ₹10/- each (not annualised)						
a) Basic	19.12	13.16	9.47	32.28	21.97	56.36
b) Diluted	19.12	13.16	9.47	32.28	21.97	56.36

NOTES :-

- The above results have been reviewed by the Audit committee and approved by the Board of Directors of the company in its meeting held on 9th November '2019.
- These results have been prepared in accordance with the Companies (Indian Accounting Standards) Rules 2015 (Ind AS) as prescribed under Section 133 of the Companies Act, 2013 and other recognized accounting practices and policies to the extent applicable. The above results are prepared after consolidating results of all subsidiaries and joint venture companies.
- The parent company has elected to exercise the non-revisable option permitted under section 115BAA of the Income Tax Act, 1961 as introduced by the Taxation Law (Amendment) Ordinance, 2019. Accordingly, the parent company has recognised provision for Current income tax for six months ended 30th September' 2019 based on the estimated annual effective tax rate and re-measured its Deferred Tax Liabilities (Net) on the basis of the rate prescribed by the said section. The impact of this change has been recognised in the Statement of Profit & Loss for the quarter ended 30th September' 2019. However in case of the subsidiary companies, this option has not yet been exercised.
- The figures for the corresponding previous periods have been restated / regrouped, wherever necessary, to make them comparable.
- The above results are also available on the Company's website - www.seml.co.in and also on the website of BSE and NSE.

The key standalone financial results are given below:

Particulars	Quarter Ended			Period Ended		Year Ended
	30.09.2019	30.06.2019	30.09.2018	30.09.2019	30.09.2018	31.03.2019
	Unaudited			Unaudited		Audited
Revenue from operations	380.71	420.79	418.53	801.50	860.85	1,653.39
Profit/(Loss) before tax	54.77	80.58	84.92	135.35	171.76	321.30
Profit/(Loss) after tax	68.28	52.49	59.57	120.77	111.49	214.85

ON BEHALF OF BOARD OF DIRECTORS

P.K. JAIN
WHOLETIME DIRECTOR & CFO

Place : RAIPUR
Date : 09.11.2019



SARDA ENERGY & MINERALS LIMITED
Regd. Office: 73A, Central Avenue, Nagpur - 440 018

website: www.seml.co.in email: cs@seml.co.in Ph: 0712-2722407 CIN: L27100MH1973PLC016617

SEGMENT WISE REVENUE, RESULTS, ASSETS AND LIABILITIES (CONSOLIDATED) FOR THE QUARTER & HALF YEAR ENDED 30/09/2019

(₹ in Crore)

Particulars	Quarter Ended			Half Year ended		Year ended
	30.09.2019	30.06.2019	30.09.2018	30.09.2019	30.09.2018	31.03.2019
	Unaudited			Unaudited		Audited
1 Segment Revenue						
a) Steel	280.37	322.39	266.13	602.76	576.86	1,148.11
b) Ferro Alloys	233.85	214.11	285.60	447.96	573.62	1,061.82
c) Power	115.98	97.57	136.27	213.55	255.17	434.64
d) Unallocated	0.31	2.15	1.62	2.46	2.03	7.95
Total	630.51	636.22	689.62	1,266.73	1,407.68	2,652.52
Less: Inter Segment Revenue	80.12	81.03	98.89	161.16	193.34	328.63
Net Sales/Income from operations	550.39	555.19	590.73	1,105.57	1,214.34	2,323.89
2 Segment Results						
Profit/(Loss) before tax and interest and forex fluctuation gain/(loss)						
a) Steel	47.24	97.83	84.74	145.07	210.02	349.76
b) Ferro Alloys	23.10	25.89	16.90	48.99	49.33	116.92
c) Power	24.11	(1.89)	19.84	22.22	23.27	24.32
Total	94.45	121.83	121.48	216.28	282.62	491.00
Adjusted by: i) Interest & Forex fluctuation Gain/(Loss)	(20.69)	(23.72)	(35.44)	(44.41)	(73.65)	(109.27)
ii) Unallocable expenditure netoff unallocable income Gain/(Loss)	(11.97)	(20.07)	(15.55)	(32.05)	(58.21)	(58.03)
Total Profit before tax	61.79	78.04	70.49	139.82	150.76	323.70
3 Segment Assets						
a) Steel	685.55	776.22	704.87	685.55	704.87	702.66
b) Ferro Alloys	551.77	546.44	615.76	551.77	615.76	521.67
c) Power	1,091.59	1,061.33	980.31	1,091.59	980.31	1,125.00
d) Unallocated	1,560.01	1,383.36	1,263.02	1,560.01	1,263.02	1,316.15
Total	3,888.92	3,767.35	3,563.96	3,888.92	3,563.96	3,665.48
4 Segment Liabilities						
a) Steel	180.39	229.71	153.50	180.39	153.50	145.30
b) Ferro Alloys	223.09	165.14	267.01	223.09	267.01	72.02
c) Power	1,079.37	1,006.90	751.36	1,079.37	751.36	941.14
d) Unallocated	478.47	491.72	642.23	478.47	642.23	647.45
Total	1,961.32	1,893.47	1,814.10	1,961.32	1,814.10	1,805.91

NOTES :-

1 The figures for the previous periods have been restated / regrouped, wherever necessary, to make them comparable.

ON BEHALF OF BOARD OF DIRECTORS

P.K.JAIN
WHOLETIME DIRECTOR & CFO

Place : RAIPUR
Date : 09.11.2019


SARDA ENERGY & MINERALS LIMITED

Regd. Office: 73A, Central Avenue, Nagpur - 440018

website: www.seml.co.in

email: cs@seml.co.in

Ph: 0712-2722407

Fax: 0712-2722107

CIN: L27100MH1973PLC016617

CONSOLIDATED STATEMENT OF ASSETS AND LIABILITIES

(₹ in Crore)

	As at 30.09.2019	As at 31.03.2019
	Unaudited	Audited
ASSETS		
(1) Non-current Assets		
(a) Property, Plant & Equipment	1,214.90	1,248.88
(b) Capital work-in-progress	1,199.16	1,054.49
(c) Investment Property	51.88	51.99
(d) Other Intangible Assets	41.86	32.67
(e) Other Intangible Assets under development	8.91	8.78
(f) Investment in associates and joint ventures	27.94	29.91
(g) Financial Assets		
(i) Investments	15.38	17.01
(ii) Others	12.35	29.15
(h) Other Non-current Assets	52.45	51.11
	2,624.83	2,523.99
(2) Current Assets		
(a) Inventories	393.08	439.49
(b) Financial Assets		
(i) Investments	169.66	166.01
(ii) Trade receivables	148.68	92.56
(iii) Bank, Cash & cash equivalents	139.32	43.49
(iv) Bank balances other than (iii) above	1.77	1.50
(v) Loans	297.62	312.54
(c) Other Current Assets	113.96	85.90
	1,264.09	1,141.49
TOTAL ASSETS	3,888.92	3,665.48
EQUITY AND LIABILITIES:		
EQUITY		
(a) Equity Share capital	36.05	36.05
(b) Other Equity	1,839.90	1,741.97
Equity Attributable to owners of the company	1,875.95	1,778.02
Non Controlling Interests	51.65	81.55
Total Equity	1,927.60	1,859.57
LIABILITIES		
(1) Non-current Liabilities :		
(a) Financial Liabilities		
(i) Borrowings	1,158.13	1,064.04
(ii) Other financial liabilities	16.99	14.29
(b) Deferred tax liabilities (Net)	55.73	71.03
(c) Provisions	8.88	8.70
	1,239.73	1,158.06
(2) Current Liabilities		
(a) Financial Liabilities		
(i) Borrowings	295.27	267.62
(ii) Trade Payables		
(a) Total outstanding dues of micro and small enterprises	1.65	2.79
(b) Total outstanding dues of creditors other than micro and small enterprises	166.35	177.82
(iii) Other financial liabilities	209.77	156.92
(b) Other current liabilities	24.80	21.78
(c) Provisions	16.70	8.16
(d) Current tax Liabilities (net)	7.05	12.76
	721.59	647.85
TOTAL EQUITY AND LIABILITIES	3,888.92	3,665.48

ON BEHALF OF BOARD OF DIRECTORS

P.K. JAIN

WHOLETIME DIRECTOR & CFO

 PLACE: RAIPUR
 Date : 09.11.2019

SARDA ENERGY & MINERALS LIMITED - CONSOLIDATED
CONSOLIDATED CASH FLOW STATEMENT FOR HALF YEAR ENDED 30TH SEPT 2019

PARTICULARS	Period ended	Period ended
	30.09.2019	30.09.2018
	(INR in crores)	(INR in crores)
A. CASH FLOW FROM OPERATING ACTIVITIES :		
Net Profit before tax as per Profit & Loss Account	139.83	150.76
Adjustments to reconcile profit before tax to cash generated by operating activities		
Depreciation and amortization expense	38.93	38.18
Finance Costs	40.98	49.65
Loss pertaining to scrapping of assets	3.08	0.54
Exchange differences on translation of assets & liabilities	1.02	10.18
Net (Gain)/Loss on investments pertaining to Fair valuation	(0.71)	37.15
Interest Income	(14.89)	(14.34)
Dividend income	0.91	(0.64)
(Profit) / Loss on sale of investments	(4.43)	(0.78)
(Profit) / Loss on sale of Property, Plant & Equipment	(0.03)	1.45
Effect of exchange difference on translation of subsidiaries	(5.53)	16.97
Allowance for credit losses on financial assets	(0.12)	(0.01)
Changes in assets and liabilities		
Trade Receivables	(55.88)	(2.32)
Inventories	46.41	(73.53)
Trade Payables	(13.94)	176.92
Loans and advances and other assets	2.15	5.81
Liabilities and provisions	61.08	(8.91)
	238.86	387.10
Income Tax Paid	(39.75)	(43.38)
NET CASH (USED)/GENERATED IN OPERATING ACTIVITIES	199.11	343.72
B. CASH FLOW FROM INVESTING ACTIVITIES :		
Investment in Fixed Assets	(164.80)	(119.21)
Sale of Property, Plant & Equipment	3.14	2.51
Investment made in Joint Venture, MFs & Others	(7.30)	(1.14)
Investment liquidated in Joint Venture, MFs & Others	12.47	48.23
Loan repaid by/(given to) related & others parties	12.29	(59.35)
Interest received	3.93	5.49
Dividend received	(0.91)	0.64
Change in non-controlling interest	(30.72)	(5.57)
NET CASH (USED)/GENERATED IN INVESTING ACTIVITIES	(171.90)	(128.39)
C. CASH FLOW FROM FINANCING ACTIVITIES :		
Proceeds from long term borrowings	129.44	34.28
Repayment of long term borrowings	(31.56)	(39.13)
Short term borrowings (net)	27.84	(131.25)
Interest Paid	(39.08)	(47.21)
Dividend & dividend tax paid	(18.02)	(18.02)
NET CASH (USED)/GENERATED IN FINANCING ACTIVITIES	68.61	(201.34)
NET (DECREASE) / INCREASE IN CASH AND CASH EQUIVALENTS	95.83	13.99
CASH AND CASH EQUIVALENTS AT BEGINNING OF THE PERIOD	43.49	21.02
CASH AND CASH EQUIVALENTS AT THE END OF THE PERIOD	139.32	35.02
Supplementary Information:		
Restricted Cash Balance	1.77	1.69

Notes:

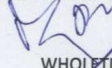
(a) Cash and cash equivalent include the following :		
Cash on Hand	0.38	0.60
Balances with banks	138.94	34.42
	139.32	35.02

(b) Previous year figures have been recast/restated wherever necessary.

(c) Figures in brackets represent outflows.

PLACE: RAIPUR
Date : 09.11.2019

ON BEHALF OF BOARD OF DIRECTORS


P.K.JAIN
WHOLETIME DIRECTOR & CFO

OPSinghania & Co.

CHARTERED ACCOUNTANTS
JDS CHAMBERS, 1ST FLOOR, 6-CENTRAL AVENUE,
CHOUBE COLONY, RAIPUR-492001(C.G.) INDIA
PHONE: 0771- 4041236; 4061216
Email: opsinghania.co@gmail.com

TO THE BOARD OF DIRECTORS OF SARDA ENERGY & MINERALS LIMITED

We have reviewed the accompanying statement of standalone unaudited financial results ('the Statement') of **Sarda Energy & Minerals Limited** ('the Company') for the quarter ended 30th September, 2019 and the year to date results for the period 1st April, 2019 to 30th September, 2019, being submitted by the company pursuant to the requirements of Regulation 33 of the SEBI (Listing Obligations and Disclosure Requirements) Regulations, 2015 (as amended), including relevant circulars issued by the SEBI from time to time.

This statement, which is the responsibility of the Company's Management and has been approved by the Company's Board of Directors, has been prepared in accordance with the recognition and measurement principles laid down in Indian Accounting Standard 34, Interim Financial Reporting ('Ind AS 34'), prescribed under section 133 of the Companies Act, 2013 ('the Act'), SEBI Circular CIR/CFD/FAC/62/2016 dated 5th July, 2016, (herein after referred to as 'the SEBI Circular'), and other accounting principles generally accepted in India. Our responsibility is to express a conclusion on the Statement based on our review.

We conducted our review of the Statement in accordance with the Standard on Review Engagements (SRE) 2410 "Review of Interim Financial Information Performed by the Independent Auditor of the Entity", issued by the Institute of Chartered Accountants of India. A review of interim financial information consists of making inquiries, primarily of persons responsible for financial and accounting matters, and applying analytical and other review procedures. A review is substantially less in scope than an audit conducted in accordance with the Standards on Auditing specified under section 143(10) of the Act, and consequently, does not enable us to obtain assurance that we would become aware of all significant matters that might be identified in an audit. Accordingly, we do not express an audit opinion.

Based on our review conducted as above, nothing has come to our attention that causes us to believe that the accompanying Statement, prepared in accordance with the recognition and measurement principles laid down in Ind AS 34, prescribed under section 133 of the Act, the SEBI Circular, and other accounting principles generally accepted in India, has not disclosed the information required to be disclosed in accordance with the requirements of Regulation 33 of the SEBI (Listing Obligations and Disclosure Requirements) Regulations, 2015 (as amended), including the manner in which it is to be disclosed, or that it contains any material misstatement.

For OPSINGHANIA & CO.

(ICAI Firm Regn. No.002172C)

Chartered Accountants


(Sanjay Singhania)

PARTNER

Membership No. 076961



Raipur, 09.11.2019

UDIN: 19076961 AAAAGK 5967

OPSinghania & Co.

CHARTERED ACCOUNTANTS
JDS CHAMBERS, 1ST FLOOR, 6-CENTRAL AVENUE,
CHOUBE COLONY, RAIPUR -492001(C.G.) INDIA
PHONE: 0771- 4041236; 4061216
Email: opsinghania.co@gmail.com

TO THE BOARD OF DIRECTORS OF SARDA ENERGY & MINERALS LIMITED

1. We have reviewed the accompanying statement of unaudited consolidated financial results ('the Statement') of **Sarda Energy & Minerals Limited** ('the Parent') and its subsidiaries (the Parent and its subsidiaries together referred to as 'the Group'), and its share of the net profit/(loss) after tax and total comprehensive income/loss of its associates and joint ventures for the quarter ended 30th September, 2019 and the consolidated year to date results for the period 1st April, 2019 to 30th September, 2019, being submitted by the Parent pursuant to the requirement of Regulation 33 of the SEBI (Listing Obligations and Disclosure Requirements) Regulations, 2015 (as amended), including relevant circulars issued by the SEBI from time to time.
2. This Statement, which is the responsibility of the Parent's Management and approved by the Parent's Board of Directors, has been prepared in accordance with the recognition and measurement principles laid down in Indian Accounting Standard 34 "Interim Financial Reporting" ('Ind AS 34'), prescribed under Section 133 of the Companies Act, 2013 ('the Act'), SEBI Circular CIR/CFD/FAC/62/2016 dated 5th July, 2016, (herein after referred to as 'the SEBI Circular'), and other accounting principles generally accepted in India. Our responsibility is to express a conclusion on the Statement based on our review.
3. We conducted our review of the Statement in accordance with the Standard on Review Engagements (SRE) 2410 "Review of Interim Financial Information Performed by the Independent Auditor of the Entity", issued by the Institute of Chartered Accountants of India. A review of interim financial information consists of making inquiries, primarily of persons responsible for financial and accounting matters, and applying analytical and other review procedures. A review is substantially less in scope than an audit conducted in accordance with Standards on Auditing specified under section 143(10) of the Act, and consequently, does not enable us to obtain assurance that we would become aware of all significant matters that might be identified in an audit. Accordingly, we do not express an audit opinion.

We also performed procedures in accordance with the SEBI Circular CIR/CFD/CMD1/44/2019 dated 29th March, 2019 issued by the SEBI under Regulation 33 (8) of the SEBI (Listing Obligations and Disclosure Requirements) Regulations, 2015 (as amended), to the extent applicable.

4. The Statement includes the results of the following entities:

List of the subsidiaries:

- i) Sarda Energy & Minerals Hongkong Limited, Hongkong.
- ii) Sarda Global Ventures Pte Limited, Singapore.
- iii) Sarda Global Trading DNCC, Dubai.
- iv) Sarda Metals & Alloys Limited.
- v) Sarda Energy Limited.
- vi) Madhya Bharat Power Corporation Limited.
- vii) Parvatiya Power Limited.
- viii) Sarda Hydro Power Private Limited.
- ix) Natural Resources Energy Private Limited.
- x) Shri Ram Electricity LLP.
- xi) Chhattisgarh Hydro Power LLP.



List of Associate of Subsidiary Company:

- i) PT Tigadaya Minergy, Indonesia

List of Joint Ventures:

- i) Raipur Infrastructure Company Limited.
- ii) Madanpur South Coal Company Limited.


5. Based on our review conducted and procedures performed as stated in paragraph 3 above and upon consideration of the review reports of other auditors referred to in paragraph 6 below, nothing has come to our attention that causes us to believe that the accompanying Statement, prepared in accordance with the recognition and measurement principles laid down in Ind AS 34, prescribed under section 133 of the Act, the SEBI Circular and other accounting principles generally accepted in India, has not disclosed the information required to be disclosed in accordance with the requirements of Regulation 33 of the SEBI (Listing Obligations and Disclosure Requirements) Regulations, 2015 (as amended), including the manner in which it is to be disclosed, or that it contains any material misstatement.
6. We did not review the interim financial results of one subsidiaries included in the Statement, whose financial information reflects total assets of Rs.711.62 Crores as at 30th September, 2019 and total revenues of Rs.152.47 Crores and Rs.292.89 Crores, total net profit/(loss) after tax of Rs.(0.75 Crores) and Rs.(4.10 Crores), total comprehensive income/(loss) of Rs.(0.73 Crores) and Rs. (4.08 Crores) for the quarter and six months ended 30th September, 2019, respectively and cash flows (net) of Rs.0.09 Crores for the six months period ended 30th September, 2019, as considered in the Statement. These interim financial results have been reviewed by other auditor whose report has been furnished to us by the Management, and our conclusion in so far as it relates to the amounts and disclosures included in respect of these subsidiaries, is based solely on the report of such other auditor and the procedures performed by us as stated in paragraph 3 above. Our conclusion on the Statement is not modified in respect of this matter.
7. The Statement also includes the interim financial results of seven subsidiaries included in the Statement, whose financial information reflects total assets of Rs.1537.15 Crores as at 30th September, 2019 and total revenues of Rs.0.39 Crores and Rs.3.87 Crores, total net profit/(loss) after tax of Rs.(0.35 Crores) and Rs.2.14 Crores, total comprehensive income/(loss) of Rs.(1.75 Crore) and Rs.(2.16 Crores) for the quarter and six months ended 30th September, 2019 respectively and cash flows (net) of Rs. 6.73 Crores for the six months period ended 30th September, 2019, as considered in the Statement whose financial results have not been reviewed by us. The Statement also includes the Group's share of net profit/(loss) after tax of Rs.(1.46 Crores) and Rs. (4.34 Crores), total comprehensive income / (loss) of Rs.(1.47 Crores) and Rs.(4.44 Crores) for the quarter and six months ended 30th September, 19 respectively, as considered in the Statement, in respect of one associates and one joint ventures, based on their



interim financial results, which have not been reviewed by their auditors, and have been furnished to us by the Parent's management. Our conclusion on the Statement, and our report in terms of Regulation 33 of the SEBI (Listing Obligations and Disclosure Requirements) Regulations, 2015 (as amended), read with SEBI Circular, in so far as it relates to the aforesaid subsidiaries, associates and joint venture, are based solely on such unreviewed interim financial results. According to the information and explanations given to us by the Management, these interim financial results are not material to the Group. Our conclusion on the Statement is not modified in respect of this matter.

For OPSINGHANIA & CO.

(ICAI Firm Regn. No.002172C)
Chartered Accountants


(Sanjay Singhania)
PARTNER

Membership No. 076961



Raipur, 09.11.2019

UDIN: 19076961AAAAGL7535