



Date: - 03/11/2023

<b>To, The Secretary, Listing Department National Stock Exchange of India Ltd. Exchange plaza, BKC, Bandra (E) Mumbai - MH 400051.</b>	<b>To, The Secretary, Corporate Relationship Department BSE Limited P. J. Towers, Dalal Street Mumbai- MH 400001.</b>
--	---

**REF: -(ISIN- INE908D01010) SCRIP CODE BSE-531431, NSE Symbol -SHAKTIPUMP**

**Subject: - Outcome of the Board Meeting held on Friday 03<sup>rd</sup> November, 2023.**

Dear Sir/Madam,

Pursuant to Regulation 30 of the Securities & Exchange Board of India (Listing Obligations and Disclosure Requirements) Regulations, 2015, we are pleased to inform you that the Board of Directors of Shakti Pumps (India) Limited at its Meeting held today i.e. Friday, November 03, 2023 through video conferencing have inter-alia transacted the following business:-

1. Considered and approved the Un-audited Consolidated and Standalone Financial Results of the Company for the quarter and half year ended 30<sup>th</sup> September, 2023 along with Limited Review Report.
2. Approved the Re-constitution of Audit Committee, effective from 03<sup>rd</sup> November, 2023 as under:

Mrs. Nishtha Neema	Chairperson, Non-Executive Independent Director
Mr. Navin Patwa	Member, Non-Executive Independent Director
Mr. Ramesh Patidar	Member, Managing Director

3. Approved the Re-constitution of Risk Management Committee, effective from 03<sup>rd</sup> November 2023 as under:

Mr. Ramesh Patidar	Chairperson, Managing Director
Mr. Navin Patwa	Member, Non-Executive Independent Director
Mrs. Nishtha Neema	Member, Non-Executive Independent Director

**SHAKTI PUMPS (INDIA) LIMITED**



The Board Meeting commenced at 03:00 P.M. and concluded at 04:14 P.M.

You are requested to please take on record our above said information for your reference.

Thanking you,

Yours faithfully

**For Shakti Pumps (India) Limited**

**Ravi Patidar**

**Company Secretary**



**Enclosure:** *financial results and Limited Review Report.*

**SHAKTI PUMPS (INDIA) LIMITED**



# PGS & Associates

## Chartered Accountants

301, Laxmi Krupa, 3rd Lokmanya Tilak Colony Road, Near Yogi Sabhagruh, Dadar (East), Mumbai 400014  
Tele ✨ 24133171 ✨ 24182121 ✨ E-mail: pg@pgsca.in

### INDEPENDENT AUDITOR'S REVIEW REPORT ON UNAUDITED CONSOLIDATED FINANCIAL RESULTS OF SHAKTI PUMPS (INDIA) LIMITED FOR THE QUARTER AND HALF YEAR ENDED SEPTEMBER 30, 2023.

To,  
The Board of Directors,  
SHAKTI PUMPS (INDIA) LIMITED

1. We have reviewed the accompanying Statement of Unaudited Consolidated Financial Results of Shakti Pumps (India) Limited ("the Parent") and its subsidiaries (the Parent and its subsidiaries together referred to as "the Group") for the quarter ended September 30, 2023 and for the period April 1, 2023 to September 30, 2023 ("the Statement") being submitted by the Parent pursuant to the requirement of Regulation 33 of the SEBI (Listing Obligations and Disclosure Requirements) Regulations, 2015, as amended.
2. This Statement, which is the responsibility of the Parent's Management and approved by the Parent's Board of Directors, has been prepared in accordance with the recognition and measurement principles laid down in the Indian Accounting Standard 34 "Interim Financial Reporting" ("Ind AS 34"), prescribed under Section 133 of the Companies Act, 2013 read with relevant rules issued thereunder and other accounting principles generally accepted in India. Our responsibility is to express a conclusion on the Statement based on our review.
3. We conducted our review of the Statement in accordance with the Standard on Review Engagements (SRE) 2410 "Review of Interim Financial Information Performed by the Independent Auditor of the Entity", issued by the Institute of Chartered Accountants of India (ICAI). A review of interim financial information consists of making inquiries, primarily of Parent's personnel responsible for financial and accounting matters and applying analytical and other review procedures. A review is substantially less in scope than an audit conducted in accordance with Standards on Auditing specified under Section 143(10) of the Companies Act, 2013 and consequently does not enable us to obtain assurance that we would become aware of all significant matters that might be identified in an audit. Accordingly, we do not express an audit opinion.  
  
We also performed procedures in accordance with the circular issued by the SEBI under Regulation 33(8) of the SEBI (Listing Obligations and Disclosure Requirements) Regulations, 2015, as amended, to the extent applicable.
4. The Statement includes the results of the following entities:
  - i. Shakti Energy Solutions Pvt. Ltd.
  - ii. Shakti EV Mobility Private Limited (Formerly known as Shakti Green Industries Pvt. Ltd)
  - iii. Shakti Pumps FZE, UAE.
  - iv. Shakti Pumps U.S.A, LLC.
  - v. Shakti Pumps (Bangladesh) Limited.
  - vi. Shakti Pumps (Shanghai) Ltd. **(Closed in Q2 2023-24)**
5. Based on our review conducted and procedures performed as stated in paragraph 3 above and based on the consideration of the review reports of the other auditors referred to in paragraph 6 below, nothing





# PGS & Associates

## Chartered Accountants

has come to our attention that causes us to believe that the accompanying Statement, prepared in accordance with the recognition and measurement principles laid down in the aforesaid Indian Accounting Standard and other accounting principles generally accepted in India, has not disclosed the information required to be disclosed in terms of Regulation 33 of the SEBI (Listing Obligations and Disclosure Requirements) Regulations, 2015, as amended, including the manner in which it is to be disclosed, or that it contains any material misstatement.

6. We did not review the interim financial results of 5 subsidiaries included in the unaudited consolidated financial results, whose interim financial results reflect total assets of Rs. 13,952.05 lacs as at September 30, 2023 total revenues of Rs. 6,851.65 lacs and 9,867.64 lacs, total net profit after tax of Rs. 468.78 lacs and 819.47 lacs and total comprehensive income of Rs. 485.50 lacs and 843.92 lacs for the quarter ended September 30, 2023, and period from 01 April 2023 to September 30, 2023, respectively and cash flows (net) 103.53 lacs for the period from April 01, 2023, to September 30, 2023 as considered in the Statement. These interim financial results have been reviewed by other auditors whose reports have been furnished to us by the Management and our conclusion on the Statement, in so far as it relates to the amounts and disclosures included in respect of these subsidiaries is based solely on the reports of the other auditors and the procedures performed by us as stated in paragraph 3 above.

Our conclusion on the Statement is not modified in respect of this matter.

**For PGS & Associates**

Chartered Accountants

Firm Registration Number: 122384W

*Premal Gandhi*

(Premal Gandhi)

Partner

Membership Number: 111592

**UDIN: 23111592BGXFID7805**

Place: Mumbai

Date: November 03, 2023





## SHAKTI PUMPS [INDIA] LIMITED

Regd. Office: Plot No. 401,402 &413, Sector-III, Industrial Area, Pithampur , Distt. Dhar (M.P.) - 454774

CIN: L29120MP1995PLC009327

Statement of Consolidated Financial Results for the Quarter and Half year ended on September 30, 2023

(Rs. in Lacs, unless otherwise stated)

S.No	Particulars	Quarter Ended on			Half Year ended on		Year ended on
		September 30, 2023	June 30, 2023	September 30, 2022	September 30, 2023	September 30, 2022	March 31, 2023
		Unaudited	Unaudited	Unaudited	Unaudited	Unaudited	Audited
I	Revenue from operations	15,277.76	11,306.41	21,632.46	26,584.17	47,080.38	96,768.33
II	Other income	75.65	53.64	72.09	129.28	179.64	325.29
III	<b>Total revenue (I+II)</b>	<b>15,353.41</b>	<b>11,360.05</b>	<b>21,704.55</b>	<b>26,713.45</b>	<b>47,260.02</b>	<b>97,093.62</b>
IV	<b>Expenses</b>						
	Cost of materials consumed	15,655.94	8,773.56	12,632.58	24,429.50	35,276.94	74,460.52
	Purchase of stock-in-trade	-	-	-	-	-	-
	Changes in inventories of finished goods, stock-in-trade and work-in-progress	(5,825.31)	(1,146.37)	4,120.74	(6,971.67)	1,032.37	(123.95)
	Employee benefits expenses	1,467.43	1,426.01	1,383.58	2,893.44	2,729.44	5,340.11
	Finance costs	380.57	310.63	573.32	691.20	1,173.85	1,916.39
	Depreciation and amortisation expenses	478.65	463.13	471.59	941.79	938.77	1,840.21
	Other expenses	2,459.00	1,460.59	2,251.52	3,919.59	4,663.23	10,435.61
	<b>Total expenses (IV)</b>	<b>14,616.28</b>	<b>11,287.55</b>	<b>21,433.33</b>	<b>25,903.84</b>	<b>45,814.60</b>	<b>93,868.89</b>
V	<b>Profit/(loss) before exceptional items and tax (III-IV)</b>	<b>737.13</b>	<b>72.50</b>	<b>271.22</b>	<b>809.61</b>	<b>1,445.42</b>	<b>3,224.73</b>
VI	Exceptional Items	-	-	-	-	-	-
VII	<b>Profit/ (loss) before tax (V-VI)</b>	<b>737.13</b>	<b>72.50</b>	<b>271.22</b>	<b>809.61</b>	<b>1,445.42</b>	<b>3,224.73</b>
VIII	<b>Tax expense:</b>						
	(1) Current tax	121.43	85.76	104.39	207.19	421.04	915.16
	(2) Short/(Excess) provision of Tax	-	0.03	0.99	0.03	3.80	(67.44)
	(3) Deferred tax	29.53	(112.92)	(24.18)	(83.39)	(43.11)	(36.17)
IX	<b>Profit/(loss) for the period (VII-VIII)</b>	<b>586.17</b>	<b>99.63</b>	<b>190.02</b>	<b>685.78</b>	<b>1,063.69</b>	<b>2,413.18</b>
X	<b>Other Comprehensive Income</b>	<b>25.03</b>	<b>7.55</b>	<b>89.85</b>	<b>32.57</b>	<b>208.47</b>	<b>442.24</b>
XI	<b>Total Comprehensive Income for the period (IX+X)</b>	<b>611.20</b>	<b>107.18</b>	<b>279.87</b>	<b>718.36</b>	<b>1,272.18</b>	<b>2,855.42</b>
	Comprising Profit/(Loss) and Other comprehensive Income for the period						
XII	<b>Paid-up equity share capital (Face Value: Rs.10/- per share)</b>	<b>1,838.02</b>	<b>1,838.02</b>	<b>1,838.02</b>	<b>1,838.02</b>	<b>1,838.02</b>	<b>1,838.02</b>
XIII	<b>Earnings per equity share (INR)</b>						
	(1) Basic	3.19	0.54	1.03	3.73	5.79	13.13
	(2) Diluted	3.19	0.54	1.03	3.73	5.79	13.13

**Notes:**

\* **Standalone financial information of the Company:**

Particulars	September 30, 2023	June 30, 2023	September 30, 2022	September 30, 2023	September 30, 2022	March 31, 2023
	Unaudited	Unaudited	Unaudited	Unaudited	Unaudited	Audited
Turnover	13,513.17	10,887.18	21,044.24	24,400.36	44,831.81	93,026.57
Profit before interest, depreciation and tax (PBITD)	919.65	1,065.38	1,030.52	1,985.06	3,010.19	6,470.97
Profit before tax	151.32	351.18	68.90	502.52	1,066.34	3,010.17
Profit after tax	87.21	441.80	55.49	529.03	800.75	2,398.55

\* The Company operates its business through operating segments, representing our business on the basis of geographies which are India & Overseas.


\* The above results have been reviewed by the Audit Committee and approved by the Board of Directors at their respective meetings held on November 03, 2023.

\* Figures for the corresponding previous period have been regrouped/rearranged, wherever necessary.

For Shakti Pumps (India) Limited

*(Signature)*

Dinesh Patidar  
Chairman & Whole Time Director  
(DIN 00549552)



Place: Pithampur  
Date: November 03, 2023

## SHAKTI PUMPS (INDIA) LIMITED

CIN : L29120MP1995PLC009327

## CONSOLIDATED BALANCE SHEET AS AT SEPTEMBER 30, 2023

(Rs. in Lacs, unless otherwise stated)


Particulars		As at September 30, 2023	As at March 31, 2023
<b>I</b>	<b>ASSETS</b>		
<b>1</b>	<b>Non - Current Assets</b>		
	(a) Property, Plant and Equipment	14,075.40	14,208.97
	(b) Capital Work-In-Progress	1,410.82	146.55
	(c) Intangible Assets	493.38	449.15
	(d) Intangible Assets Under Development	8.91	8.63
	(e) Financial Assets		
	(i) Investments	0.02	0.02
	(ii) Loans & Advances	-	-
	(ii) Other Financial Assets	1,417.49	1,081.39
	(f) Non-Current Tax Assets (Net)	140.51	140.51
	(g) Other Non-Current Assets	1,711.61	296.40
	<b>Total Non-Current Assets</b>	<b>19,258.14</b>	<b>16,331.62</b>
<b>2</b>	<b>Current Assets</b>		
	(a) Inventories	28,887.11	20,730.28
	(b) Financial Assets		
	(i) Trade Receivables	25,605.39	24,368.22
	(ii) Cash and Cash Equivalents	929.71	1,104.52
	(iii) Bank Balance Other than Above	1,405.22	636.75
	(iv) Other Financial Assets	202.91	329.74
	(c) Current Tax Assets (Net)	1,445.11	1,175.67
	(d) Other Current Assets	7,765.78	7,857.50
	<b>Total Current Assets</b>	<b>66,241.23</b>	<b>56,202.67</b>
	<b>Total Assets</b>	<b>85,499.37</b>	<b>72,534.29</b>
<b>II</b>	<b>EQUITY AND LIABILITIES</b>		
	<b>Equity</b>		
	(a) Equity Share Capital	1,838.02	1,838.02
	(b) Other Equity	40,318.21	39,967.46
	<b>Total Equity</b>	<b>42,156.23</b>	<b>41,805.48</b>
	<b>Liabilities</b>		
<b>1</b>	<b>Non-Current Liabilities</b>		
	(a) Financial Liabilities		
	(i) Borrowings	120.37	242.87
	(ii) Lease Liability	147.72	156.36
	(b) Provisions	668.99	641.27
	(c) Deferred Tax Liabilities (Net)	575.90	659.28
	<b>Total Non-Current Liabilities</b>	<b>1,512.98</b>	<b>1,699.78</b>
<b>2</b>	<b>Current Liabilities</b>		
	(a) Financial Liabilities		
	(i) Borrowings	13,458.02	7,097.20
	(ii) Lease Liability	14.27	17.61
	(iii) Trade Payables		
	- Dues of Micro and Small Enterprise	4,133.86	2,928.66
	- Dues of Other than Micro and Small Enterprise	15,216.77	9,766.21
	(iv) Other Financial Liabilities	2,540.11	3,567.19
	(b) Provisions	22.20	47.65
	(c) Other Current Liabilities	6,444.93	5,604.50
	(d) Current Tax Liabilities (Net)	-	-
	<b>Total Current Liabilities</b>	<b>41,830.16</b>	<b>29,029.03</b>
	<b>Total Equity And Liabilities</b>	<b>85,499.37</b>	<b>72,534.29</b>

For Shakti Pumps (India) Limited

Dinesh Patidar

Chairman &amp; Whole Time Director

DIN:00549552



Place: Pithampur

Date: November 03, 2023



## SHAKTI PUMPS ( INDIA ) LTD.

CIN : L29120MP1995PLC009327

## CONSOLIDATED CASH FLOW STATEMENT FOR THE PERIOD ENDED SEPTEMBER 30, 2023

	Particulars	For the Period Ended	
		September 30, 2023	September 30, 2022
<b>A</b>	<b>CASH FLOW FROM OPERATING ACTIVITIES</b>		
	Net Profit & loss before tax as per profit & Loss Account.	809.61	1,445.43
	Adjusted For :		
	Depreciation and Amortisation Expense	941.79	938.77
	Interest Income	(54.21)	(30.97)
	Interest Expenses	422.63	774.57
	Provision for Doubtful Debts	22.78	5.21
	Re-measurement (gains) / loss on defined benefit plans	11.03	(7.71)
	Unrealised exchange (gain)/loss (net)	24.32	214.24
	Profit /Loss on sale of property, plant and equipment (net)	(1.81)	(0.45)
		1,366.53	1,893.66
	<b>Operating Profit Before Working Capital Changes</b>	<b>2,176.14</b>	<b>3,339.09</b>
	Adjusted For :		
	(Increase)/Decrease in Trade and Other Receivables	(1,346.68)	8,933.49
	(Increase)/Decrease in Inventories	(8,156.83)	(3,535.17)
	Increase/(Decrease) in Trade and other payables	6,441.66	(7,745.93)
		(3,061.84)	(2,347.61)
	<b>Net Cash Flow From Operating Activities</b>	<b>(885.70)</b>	<b>991.48</b>
	Income taxes (paid)/refund (net)	(479.44)	(1,174.91)
		(479.44)	(1,174.91)
	<b>Net Cash Flow From/(Used In) Operating Activities (A)</b>	<b>(1,365.15)</b>	<b>(183.43)</b>
<b>B</b>	<b>CASH FLOW FROM INVESTING ACTIVITIES</b>		
	Purchase of Property, Plant and Equipment	(782.10)	(812.13)
	Purchase of Intangible Assets	(70.70)	(15.73)
	Movement in Capital Work-in-Progress	(1,264.55)	(2.62)
	Sale of Fixed Assets	2.16	-
	Movement in Advance for Capital Goods	(1,443.28)	(37.40)
	Interest Received	51.46	92.66
	(Deposits)/Redemption with banks	(768.47)	242.81
	<b>Net Cash Flow From/(Used In) Investing Activities (B)</b>	<b>(4,275.49)</b>	<b>(532.42)</b>
<b>C</b>	<b>CASH FLOW FROM FINANCING ACTIVITIES</b>		
	Repayment of Long term borrowings	(377.50)	(513.79)
	Proceeds/(Repayment) from Short Term Borrowings (Net)	6,615.81	1,936.49
	Dividend Paid	(367.60)	(367.60)
	Interest Paid	(404.88)	(790.33)
	<b>Net Cash Flow From/(Used In) Financing Activities (C)</b>	<b>5,465.83</b>	<b>264.77</b>
	<b>Net Change in Cash &amp; Cash Equivalents (A+B+C)</b>	<b>(174.81)</b>	<b>(451.06)</b>
	Cash & Cash Equivalents at the beginning of the year	1,104.52	3,124.99
	<b>Cash &amp; Cash Equivalents at the end of the period</b>	<b>929.71</b>	<b>2,673.93</b>

Note : 1. Figures in brackets represent Cash Outflow

2. Cash and Cash Equivalents comprise of :


Particulars	As at September 30, 2023	As at September 30, 2022
Cash in Hand	1.70	1.61
Balance with Scheduled Banks	753.46	1,453.76
Fixed Deposit with Maturity Less than three months	174.55	1,218.56
<b>Total</b>	<b>929.71</b>	<b>2,673.93</b>

For Shakti Pumps (India) Limited

Dinesh Patidar

Chairman &amp; Whole Time Director

DIN:00549552



Place: Pithampur

Date: November 03, 2023

## SHAKTI PUMPS [INDIA] LIMITED

Regd. Office: Plot No. 401,402 &413, Sector-III, Industrial Area, Pithampur , Distt. Dhar (M.P.) - 454774  
CIN: L29120MP1995PLC009327

### Information about Operating Segments:

(Rs. in Lacs, unless otherwise stated)

Particular	Quarter ended on	Quarter ended on	Quarter ended on	Half Year ended on	Half Year ended on	Year ended on
	30.09.2023	30.06.2023	30.09.2022	30.09.2023	30.09.2022	31.03.2023
	Unaudited	Unaudited	Unaudited	Unaudited	Unaudited	Audited
<b>1. Segment Revenue</b>						
India	16,313.05	11,366.13	23,051.24	27,679.17	50,703.57	1,02,946.91
Overseas	4,051.77	2,537.05	3,663.12	6,588.82	6,197.03	13,683.64
<b>Total Segment Revenue</b>	<b>20,364.81</b>	<b>13,903.17</b>	<b>26,714.36</b>	<b>34,268.00</b>	<b>56,900.59</b>	<b>1,16,630.55</b>
Inter segment sales	(5,011.42)	(2,543.13)	(5,009.81)	(7,554.55)	(9,640.57)	(19,536.93)
<b>Income from operations</b>	<b>15,353.40</b>	<b>11,360.05</b>	<b>21,704.55</b>	<b>26,713.45</b>	<b>47,260.02</b>	<b>97,093.62</b>
<b>2. Segment Results</b>						
<b>Profit/(loss) before finance costs, Exceptional Items &amp; Tax</b>						
India	612.99	(91.73)	550.48	521.25	2,109.63	4,191.55
Overseas	504.70	474.86	294.07	979.56	509.65	949.57
<b>Total</b>	<b>1,117.69</b>	<b>383.13</b>	<b>844.55</b>	<b>1,500.81</b>	<b>2,619.28</b>	<b>5,141.12</b>
Less: Finance Cost	380.57	310.63	573.32	691.20	1,173.85	1,916.39
<b>Profit before exceptional items &amp; tax</b>	<b>737.11</b>	<b>72.50</b>	<b>271.23</b>	<b>809.61</b>	<b>1,445.43</b>	<b>3,224.73</b>
Exceptional Items	-	-	-	-	-	-
<b>Profit before Tax</b>	<b>737.11</b>	<b>72.50</b>	<b>271.23</b>	<b>809.61</b>	<b>1,445.43</b>	<b>3,224.73</b>
<b>3. Capital Employed (Segment Assets)</b>						
India	78,380.97	63,502.57	75,094.44	78,380.97	75,094.44	65,954.43
Overseas	7,118.40	5,996.72	5,894.33	7,118.40	5,894.33	6,579.86
<b>Total Segment Assets</b>	<b>85,499.37</b>	<b>69,499.29</b>	<b>80,988.77</b>	<b>85,499.37</b>	<b>80,988.76</b>	<b>72,534.29</b>
<b>(Segment Liabilities)</b>						
India	41,663.95	26,564.71	39,968.39	41,663.95	39,968.39	29,488.80
Overseas	1,679.20	1,047.19	798.13	1,679.20	798.13	1,240.01
<b>Total Segment Liabilities</b>	<b>43,343.15</b>	<b>27,591.58</b>	<b>40,766.52</b>	<b>43,343.15</b>	<b>40,766.52</b>	<b>30,728.81</b>
<b>Net Capital Employed (Segment Assets-Segment Liabilities)</b>						
India	36,717.02	36,937.87	35,126.05	36,717.02	35,126.05	36,465.63
Overseas	5,439.21	4,949.53	5,096.19	5,439.20	5,096.19	5,339.85
<b>Total Capital Employed</b>	<b>42,156.22</b>	<b>41,887.40</b>	<b>40,222.24</b>	<b>42,156.22</b>	<b>40,222.24</b>	<b>41,805.48</b>

\* Figures for the corresponding previous periods have been regrouped/rearranged, wherever necessary.

For Shakti Pumps (India) Limited


Dinesh Patidar  
Chairman & Whole Time Director  
(DIN 00549552)

Place: Pithampur  
Date: November 03, 2023



# PGS & Associates

## Chartered Accountants

301, Laxmi Krupa, 3rd Lokmanya Tilak Colony Road, Near Yogi Sabhagruh, Dadar (East), Mumbai 400014  
Tele ✨ 24133171 ✨ 24182121 ✨ E-mail: pg@pgsca.in

### INDEPENDENT AUDITOR'S LIMITED REVIEW REPORT ON UNAUDITED STANDALONE FINANCIAL RESULTS OF SHAKTI PUMPS (INDIA) LIMITED FOR THE QUARTER AND HALF YEAR ENDED SEPTEMBER 30, 2023.

To,  
The Board of Directors,  
SHAKTI PUMPS (INDIA) LIMITED

1. We have reviewed the accompanying Statement of Unaudited Standalone Financial Results of Shakti Pumps (India) Limited ("the Company"), for the quarter ended September 30, 2023 and year to date from April 1, 2023 to 30 September 2023 ("the Statement"), being submitted by the Company pursuant to the requirement of Regulation 33 of the SEBI (Listing Obligations and Disclosure Requirements) Regulations, 2015, as amended.
2. This Statement, which is the responsibility of the Company's Management and approved by the Company's Board of Directors, has been prepared in accordance with the recognition and measurement principles laid down in the Indian Accounting Standard 34 "Interim Financial Reporting" ("Ind AS 34"), prescribed under Section 133 the Companies Act, 2013 read with relevant rules issued thereunder and other accounting principles generally accepted in India. Our responsibility is to issue a report on the Statement based on our review.
3. We conducted our review of the Statement in accordance with the Standard on Review Engagements (SRE) 2410 'Review of Interim Financial Information Performed by the Independent Auditor of the Entity', issued by the Institute of Chartered Accountants of India (ICAI). This Standard requires that we plan and perform the review to obtain moderate assurance as to whether the Statements are free from material misstatement. A review is limited primary to inquiries of company personnel and analytical procedures applied to financial data and thus provides less assurance than an audit. We have not performed an audit and, accordingly, we do not express an audit opinion.
4. Based on our review conducted as stated in paragraph 3 above, nothing has come to our attention that causes us to believe that the accompanying Statement of unaudited standalone financial results prepared in accordance with the applicable Indian Accounting Standard (Ind-AS) prescribed under section 133 of the Companies Act, 2013, read with relevant rules issued thereunder, and other recognized accounting practices and policies has not disclosed the information required to be disclosed in terms of Regulation 33 of the SEBI (Listing Obligations and Disclosure Requirements) Regulations, 2015, as amended, including the manner in which it is to be disclosed, or that it contains any material misstatement.

#### Other Matters

5. The Standalone unaudited financial results include the one foreign branch which has not been reviewed by their auditor, whose interim financial results reflect total assets of Rs. 1,705.98 lacs as at September 30, 2023, total revenues of Rs. 887.01lacs and 1,135.82 lacs, total net profit after tax of Rs. 113.25 lacs and 123.87 lacs and total comprehensive income of Rs. 113.22 lacs and 123.84 lacs for the quarter ended September 30, 2023, and period from 01 April 2023 to September 30, 2023, as considered in the Statement. According to the information and explanations given to us by the





# PGS & Associates

## Chartered Accountants

---

Management, Branch result is not material to the Group.

The aforesaid branch located outside India whose financial result and other financial information have been prepared in accordance with accounting principles generally accepted in respective countries. Company's management has converted the financial results of the branch located outside India for accounting principles generally accepted in their respective countries to accounting principles generally accepted in India. We have reviewed these conversion adjustments made by the Holding Company's management. Our conclusion is so far as it relates to the balances and affairs of such branch located outside India is based on the report of management certified accounts and conversion adjustments prepared by the management of the Holding Company and reviewed by us.

Our opinion on the statement is not modified in respect of the above matters with respect to our reliance on the work done and the reports of the other auditors and the financial information certified by the Board of Directors.

For PGS & Associates  
Chartered Accountants  
Firm Registration Number: 122384W

*Premal Gandhi*

(Premal Gandhi)

Partner

Membership Number: 111592

**UDIN: 23111592BGXFIC8932**

Place: Mumbai

Date: November 03, 2023





**SHAKTI PUMPS [INDIA] LIMITED**

Regd. Office: Plot No. 401,402 & 413, Sector-III, Industrial Area, Pithampur, Distt. Dhar (M.P.) - 454774

CIN: L29120MP1995PLC009327

Statement of Standalone Financial Results for the Quarter and Half Year ended on September 30, 2023

(Rs. in Lacs, unless otherwise stated)

S.No	Particulars	Quarter ended on			Half Year ended on		Year ended on
		September 30, 2023	June 30, 2023	September 30, 2022	September 30, 2023	September 30, 2022	March 31, 2023
		Unaudited	Unaudited	Unaudited	Unaudited	Unaudited	Audited
I	Revenue from operations	13,437.88	10,101.28	20,972.64	23,539.16	44,654.98	92,336.23
II	Other income	75.29	785.90	71.59	861.20	176.83	690.34
III	<b>Total revenue (I+II)</b>	<b>13,513.17</b>	<b>10,887.18</b>	<b>21,044.24</b>	<b>24,400.36</b>	<b>44,831.81</b>	<b>93,026.57</b>
IV	<b>Expenses</b>						
	Cost of materials consumed	15,109.63	8,213.28	16,151.28	23,322.91	36,981.59	72,190.71
	Purchase of Stock-in-Trade	-	-	-	-	-	-
	Changes in inventories of finished goods, stock-in-trade and work-in-progress	(5,957.88)	(933.32)	492.91	(6,891.20)	(1,949.99)	7.90
	Employee benefits expenses	1,326.39	1,333.90	1,293.71	2,660.30	2,550.31	4,972.23
	Finance costs	329.44	281.91	522.41	611.36	1,069.20	1,744.71
	Depreciation and amortisation expense	438.90	432.29	439.21	871.19	874.65	1,716.09
	Other expenses	2,115.37	1,207.93	2,075.81	3,323.30	4,239.71	9,384.76
	<b>Total expenses (IV)</b>	<b>13,361.85</b>	<b>10,536.00</b>	<b>20,975.34</b>	<b>23,897.85</b>	<b>43,765.47</b>	<b>90,016.40</b>
V	<b>Profit/(loss) before exceptional items and tax (III-IV)</b>	<b>151.32</b>	<b>351.18</b>	<b>68.90</b>	<b>502.52</b>	<b>1,066.34</b>	<b>3,010.17</b>
VI	<b>Exceptional Items</b>	-	-	-	-	-	-
VII	<b>Profit/ (loss) before tax(V-VI)</b>	<b>151.32</b>	<b>351.18</b>	<b>68.90</b>	<b>502.52</b>	<b>1,066.34</b>	<b>3,010.17</b>
VIII	<b>Tax expense:</b>						
	(1) Current tax	45.73	4.62	47.20	50.35	321.21	754.31
	(2) Short/Excess provision of Tax	-	-	-	-	-	(80.21)
	(3) Deferred tax	18.38	(95.24)	(33.79)	(76.86)	(55.62)	(62.48)
IX	<b>Profit/(loss) for the period (VII-VIII)</b>	<b>87.21</b>	<b>441.80</b>	<b>55.49</b>	<b>529.03</b>	<b>800.75</b>	<b>2,398.55</b>
X	<b>Other Comprehensive Income</b>	<b>8.31</b>	<b>(0.19)</b>	<b>(2.08)</b>	<b>8.12</b>	<b>(5.86)</b>	<b>12.67</b>
XI	<b>Total Comprehensive Income for the period (IX+X)</b> (Comprising Profit/(Loss) and Other comprehensive Income for the period)	<b>95.52</b>	<b>441.61</b>	<b>53.41</b>	<b>537.15</b>	<b>794.89</b>	<b>2,411.22</b>
XII	<b>Paid-up equity share capital</b> (Face value: Rs.10/- per share)	<b>1,838.02</b>	<b>1,838.02</b>	<b>1,838.02</b>	<b>1,838.02</b>	<b>1,838.02</b>	<b>1,838.02</b>
XIII	<b>Earnings per equity share (INR)</b>						
	(1) Basic	0.47	2.40	0.30	2.88	4.36	13.05
	(2) Diluted	0.47	2.40	0.30	2.88	4.36	13.05


**Notes:**

- \* The Company has only one operating segment namely, "Pumps & Motors"
- \* The above results have been reviewed by the Audit Committee and approved by the Board of Directors at their respective meetings held on November 03, 2023.
- \* Figures for the corresponding previous period have been regrouped/rearranged, wherever necessary.

For Shakti Pumps (India) Limited

*Dinesh Patidar*

Dinesh Patidar  
Chairman & Whole Time Director  
(DIN 00549552)



Place: Pithampur  
Date: November 03, 2023

**SHAKTI PUMPS (INDIA) LIMITED**

CIN : L29120MP1995PLC009327

**STANDALONE BALANCE SHEET AS AT SEPTEMBER 30, 2023**


(Rs. in Lacs, unless otherwise stated)

Particulars	As at September 30, 2023	As at March 31, 2023
<b>I ASSETS</b>		
<b>1 Non - Current Assets</b>		
(a) Property, Plant and Equipment	11,030.68	11,154.48
(b) Capital Work-In-Progress	716.82	146.35
(c) Intangible Assets	493.38	449.15
(d) Intangible Assets Under Development	8.91	8.63
(e) Financial Assets		
(i) Investments	3,253.06	2,719.97
(ii) Loans & Advances	-	-
(ii) Other Financial Assets	1,401.16	1,065.06
(f) Non-Current Tax Assets (Net)	140.51	140.51
(g) Other Non-Current Assets	1,444.95	221.54
<b>Total Non-Current Assets</b>	<b>18,489.47</b>	<b>15,905.69</b>
<b>2 Current Assets</b>		
(a) Inventories	26,154.07	18,203.37
(b) Financial Assets		
(i) Trade Receivables	22,229.43	21,819.92
(ii) Cash and Cash Equivalents	773.27	844.54
(iii) Bank Balance Other than Above	1,291.83	615.81
(iv) Other Financial Assets	176.96	303.54
(c) Current Tax Assets (Net)	1,602.89	1,118.27
(d) Other Current Assets	7,750.70	7,591.82
<b>Total Current Assets</b>	<b>59,979.15</b>	<b>50,497.26</b>
<b>Total Assets</b>	<b>78,468.62</b>	<b>66,402.95</b>
<b>II EQUITY AND LIABILITIES</b>		
<b>Equity</b>		
(a) Equity Share Capital	1,838.02	1,838.02
(b) Other Equity	34,644.91	34,475.37
<b>Total Equity</b>	<b>36,482.93</b>	<b>36,313.39</b>
<b>Liabilities</b>		
<b>1 Non-Current Liabilities</b>		
(a) Financial Liabilities		
(i) Borrowings	120.37	242.87
(ii) Lease Liability	35.01	43.08
(b) Provisions	635.44	617.86
(c) Deferred Tax Liabilities (Net)	386.13	462.99
<b>Total Non-Current Liabilities</b>	<b>1,176.96</b>	<b>1,366.80</b>
<b>2 Current Liabilities</b>		
(a) Financial Liabilities		
(i) Borrowings	13,050.71	6,842.20
(ii) Lease Liability	5.49	5.49
(iii) Trade Payables		
- Dues of Micro and Small Enterprise	3,988.37	2,833.89
- Dues of Other than Micro and Small Enterprise	14,113.97	9,695.46
(iv) Other Financial Liabilities	2,360.74	3,435.91
(b) Provisions	20.82	46.92
(c) Other Current Liabilities	7,268.64	5,862.89
(d) Current Tax Liabilities (Net)	-	-
<b>Total Current Liabilities</b>	<b>40,808.73</b>	<b>28,722.75</b>
<b>Total Equity And Liabilities</b>	<b>78,468.62</b>	<b>66,402.95</b>

Shakti Pumps (India) Limited

Place: Pithampur  
Date: November 03, 2023

*Time*  
Dinesh Patidar  
Chairman & Whole Time Director  
DIN:00549552





SHAKTI PUMPS (INDIA) LTD.

CIN : L29120MP1995PLC009327

STANDALONE CASH FLOW STATEMENT FOR THE PERIOD ENDED SEPTEMBER 30, 2023

(Rs. in Lacs, unless otherwise stated)

Particulars	For the Period Ended September 30, 2023		For the Period Ended September 30, 2022	
<b>A CASH FLOW FROM OPERATING ACTIVITIES</b>				
Net Profit & loss before tax as per profit & Loss Account		502.51		1,066.34
Adjusted For :				
Depreciation and Amortisation Expense	871.19		874.65	
Interest Income	(47.90)		(28.16)	
Dividend Income	(741.39)		-	
Interest Expenses	395.68		707.32	
Provision for Doubtful Debts	22.78		5.21	
Re-measurement (gains) / loss on defined benefit plans	10.89		(7.84)	
Unrealised Exchange (gains)/loss (net)	7.80		-	
(Profit) /Loss on Investment in subsidiary (net)	16.92		-	
(Profit) /Loss on sale of property, plant and equipment (net)	(1.76)		(0.45)	
		534.22		1,550.73
<b>Operating Profit Before Working Capital Changes</b>		<b>1,036.73</b>		<b>2,617.07</b>
Adjusted For :				
(Increase)/Decrease in Trade and Other Receivables	(776.62)		9,038.84	
(Increase)/Decrease in Inventories	(7,950.71)		(3,414.82)	
Increase/(Decrease) in Trade and other payables	5,865.79		(7,134.06)	
		(2,861.53)		(1,510.04)
<b>Net Cash Flow From Operating Activities</b>		<b>(1,824.80)</b>		<b>1,107.03</b>
Income taxes (paid)/refund (net)	(537.71)		(1,053.39)	
		(537.71)		(1,053.39)
<b>Net Cash Flow From/(Used In) Operating Activities (A)</b>		<b>(2,362.51)</b>		<b>53.64</b>
<b>B CASH FLOW FROM INVESTING ACTIVITIES</b>				
Purchase of Property, Plant and Equipment	(720.92)		(353.32)	
Purchase of Intangible Assets	(70.98)		(16.28)	
Sale of Fixed Assets	2.16		-	
Movement in Capital Work-in-Progress	(570.48)		(2.07)	
Movement in Advance for Capital Goods	(1,251.49)		(0.28)	
Disinvestment/(Investment) in Subsidiaries	(550.00)		(675.00)	
Interest Received	44.90		90.92	
Dividend Received	741.39		-	
(Deposits)/Redemption with banks	(676.02)		97.62	
<b>Net Cash Flow From/(Used In) Investing Activities (B)</b>		<b>(3,051.43)</b>		<b>(858.41)</b>
<b>C CASH FLOW FROM FINANCING ACTIVITIES</b>				
Proceeds from Long Term Borrowings	-		-	
Repayment of Long Term Borrowings	(122.50)		(122.50)	
Proceeds/(Repayment) from Short Term Borrowings (Net)	6,208.51		1,680.20	
Dividend Payable	(367.60)		(367.60)	
Interest Paid	(375.73)		(719.90)	
<b>Net Cash Flow From/(Used In) Financing Activities (C)</b>		<b>5,342.68</b>		<b>470.20</b>
<b>Net Change in Cash &amp; Cash Equivalents (A+B+C)</b>		<b>(71.27)</b>		<b>(334.57)</b>
Cash & Cash Equivalents at the beginning of the year		844.54		2,821.40
<b>Cash &amp; Cash Equivalents at the end of the year</b>		<b>773.27</b>		<b>2,486.83</b>

Note : 1. Figures in brackets represent Cash Outflow.


2. Cash and Cash Equivalents comprise of :

Particulars	As at September, 30, 2023	As at September, 30, 2022
Cash in Hand	1.70	1.14
Balance with Scheduled Banks	597.01	1,312.13
Fixed Deposit with Maturity Less than three months	174.55	1,173.56
<b>Total</b>	<b>773.27</b>	<b>2,486.83</b>

For Shakti Pumps (India) Limited

*I mem*

Dinesh Patidar  
Chairman & Whole Time Director  
DIN:00549552



Place: Pithampur

Date: November 03, 2023