



# SURANA TELECOM AND POWER LTD.

(formerly Surana Telecom Ltd.)  
ISO 9001 - 2008 Certified Company

Registered Office  
Plot No.214/215 A, Phase II, IDA Cherlapally  
Hyderabad - 500 051. Telangana, India  
Tel :+91 40 27845119/44665700  
Fax : 0091-40-27848851  
E.mail : surana@surana.com  
Website : www.suranatele.com  
CIN No.: L23209TG1989PLC010336

STPL/SECT/06/2024-25

Date: 20th May, 2024

The Secretary, National Stock Exchange of India Ltd., Exchange Plaza, C-1, Block G, Bandra Kurla Complex, Bandra (E), Mumbai- 400 051 Scrip Code: SURANAT&P	The Secretary, BSE Limited, Phiroze Jeejeebhoy Towers, Dalal Street, Mumbai- 400 001 Scrip Code: 517530
--	--

Dear Sir/Madam,

**Sub: Outcome of the Board Meeting – Reg.,**

**Ref: Our Letter No. STPL/SECT/05/2024-25, dated 11<sup>th</sup> May, 2024.**

With reference to the above cited subject, the Board of Directors of the Company at their Meeting held today i.e. Monday, 20<sup>th</sup> May, 2024, inter-alia, has transacted the following items of business:

1. Approved and taken on record the Audited Standalone and Consolidated Financial Results of the Company for the fourth quarter and financial year ended on 31<sup>st</sup> March, 2024, and reports thereon pursuant to Regulation 33 of the SEBI (Listing Obligations and Disclosure Requirements) Regulations, 2015.

The Board Meeting commenced at 11:00 AM and concluded at 12:05 P.M. Further, please find enclosed herewith the following:

- (i) The Audited Standalone and Consolidated Financial Results of the Company for the fourth quarter and financial year ended on March 31, 2024 ('Financial Results');
- (ii) Audit Report for the Financial Results from our Statutory Auditors, M/s. Luharuka & Associates, Chartered Accountants (Firm Regn. No. 01882S), in terms of Regulation 33 of the Listing Regulations;

Contd...pg 2




Pursuant to Regulation 33(3)(d) of Listing Regulations and SEBI Circular No. CIR/CFD/ CMD/56/2016, dated May 27, 2016, the Company hereby declares that the Statutory Auditors have issued their Audit Report with an unmodified opinion w.r.t. financial results for the quarter/ financial year ended 31<sup>st</sup> March, 2024.

Kindly take the same on record.

Thanking You,

Yours sincerely,

**FOR SURANA TELECOM AND POWER LIMITED**



**NARENDER SURANA  
MANAGING DIRECTOR  
DIN: 00075086**

**Encl: As above**



**Luharuka & Associates**  
Chartered Accountants

Networking Member of:

**Singhi & Associates**

Kolkata, India

5-4-187/3&4, 2nd Floor, Soham Mansion, M. G. Road, Ranigunj, Secunderabad - 500 003.

☎ : 040-2754 2635, 2754 1015 E-mail: luharukaca@gmail.com

**Independent Auditor's Report on Quarterly and year to date Audited Financial results of Surana Telecom and Power Limited pursuant to Regulation 33 of SEBI (Listing Obligation and Disclosures Requirement) Regulations 2015, as amended.**

To  
Board of Directors of  
Surana Telecom and Power Limited

**Report on the Audit of Standalone Annual Financial Results**

**Opinion:**

We have audited the Standalone Financial Results for the quarter and year ended March 31, 2024, ("the statement") of **Surana Telecom and Power Limited ("the company")**, being submitted by the company pursuant to the requirement of Regulation 33 of the SEBI (Listing Obligations and Disclosure Requirements) Regulations, 2015, as amended ("Listing Regulations").

In our opinion and to the best of our information and according to the explanations given to us, the statement:

- (i) is presented in accordance with the requirements of the regulation 33 of SEBI (Listing Obligations and Disclosure Requirements) Regulations, 2015, as amended ("Listing Regulations"),
- (ii) gives a true and fair view in conformity with the applicable Indian accounting standards and other accounting principles generally accepted in India of the net loss, other comprehensive income and other financial information of the company for the quarter and year ended March 31, 2024.

**Basis for Opinion:**

We conducted our audit in accordance with the Standards on Auditing (SAs) specified under section 143(10) of the Companies Act 2013, as amended ("the Act"). Our responsibilities under those Standards are further described in the "Auditors' Responsibilities for the Audit of Standalone Financial Results" section of our report. We are independent of the Company in accordance with the Code of Ethics issued by The Institute of Chartered Accountant of India together with the ethical requirements that are relevant to our audit of the financial statements under the provisions of the Act and the Rules thereunder, and we have fulfilled our other ethical responsibilities in accordance with these requirements and the Code of Ethics. We believe that the audit evidence obtained by us is sufficient and appropriate to provide a basis for our opinion.



Kolkata

New Delhi

Mumbai

Chennai

Guwahati

Bengaluru

Nagpur



### **Management's Responsibility for the Financial Statements:**

The Statement has been prepared on the basis of Standalone annual financial statement. The Company's Board of Directors are responsible for the preparation and presentation of the statement that give a true and fair view of the net loss and other comprehensive income and other financial information of the Company in accordance with the applicable accounting standards prescribed under Section 133 of the Act with relevant Rules issued thereunder and other accounting principles generally accepted in India and in compliance with Regulations 33 of the Listing Regulations. This responsibility also includes maintenance of adequate accounting records in accordance with the provisions of the Act for safeguarding of the assets of the Company and for preventing and detecting frauds and other irregularities; selection and application of appropriate accounting policies; making judgments and estimates that are reasonable and prudent; and design, implementation and maintenance of adequate internal financial controls, that were operating effectively for ensuring the accuracy and completeness of the accounting records, relevant to the preparation and presentation of the Statements that give a true and fair view and are free from material misstatement, whether due to fraud or error.

In preparing the Statement, the Board of Directors of the entities are responsible for assessing the Company's ability to continue as a going concern, disclosing, as applicable, matters related to going concern and using the going concern basis of accounting unless the Board of Directors either intends to liquidate the Company or to cease operations, or has no realistic alternative but to do so.

The Board of Directors are responsible for overseeing the Company's financial reporting process.

### **Auditor's Responsibilities for the Audit of the Standalone Annual Financial Results:**

Our objectives are to obtain reasonable assurance about whether the Statement as a whole are free from material misstatement, whether due to fraud or error, and to issue an auditor's report that includes our opinion. Reasonable assurance is a high level of assurance, but is not a guarantee that an audit conducted in accordance with SAs will always detect a material misstatement when it exists. Misstatements can arise from fraud or error and are considered material if, individually or in aggregate, they could reasonably be expected to influence the economic decisions of users taken on the basis of the Statement.

As part of an audit in accordance with SAs, we exercise professional judgment and maintain professional skepticism throughout the audit. We also:

- Identify and assess the risks of material misstatement of the Statement, whether due to fraud or error, design and perform audit procedures responsive to those risks, and to obtain audit evidence that is sufficient and appropriate to provide a basis for our opinion. The risk of not detecting a material misstatement resulting from fraud is higher than for one resulting from error, as fraud may involve collusion, forgery, intentional omissions, misrepresentations, or the override of internal control.
- Obtain an understanding of internal control relevant to the audit in order to design audit procedures that are appropriate in the circumstances. Under Section 143(3)(i) of the Act, we are also responsible for expressing our opinion on whether the company has adequate internal financial controls with reference to financial statements in place and the operating effectiveness of such controls.
- Evaluate the appropriateness of accounting policies used and the reasonableness of accounting





- estimates and related disclosures made by the Board of Directors.
- Conclude on the appropriateness of the Board of Directors' use of the going concern basis of accounting and, based on the audit evidence obtained, whether a material uncertainty exists related to events or conditions that may cast significant doubt on the appropriateness of this assumption. If we conclude that a material uncertainty exists, we are required to draw attention in our auditor's report to the related disclosures in the financial results or, if such disclosures are inadequate, to modify our opinion. Our conclusions are based on the audit evidence obtained up to the date of our auditor's report. However, future events or conditions may cause the Company to cease to continue as a going concern.
  - Evaluate the overall presentation, structure and content of the Statement, including the disclosures, and whether the Statement represent the underlying transactions and events in a manner that achieves fair presentation.

Materiality is the magnitude of misstatements in Standalone Financial Statements that, individually or in aggregate, makes it probable that the economic decisions of reasonably knowledgeable user of Standalone Financial Results may be influenced. We consider quantitative materiality and qualitative factors in (i) planning the scope of our audit work and in evaluating the results of our work; and (ii) to evaluate the effect of any identified misstatements in Standalone Financial Statements.

We communicate with those charged with governance regarding, among other matters, the planned scope and timing of the audit and significant audit findings, including any significant deficiencies in internal control that we identify during our audit.

We also provide those charged with governance with a statement that we have complied with relevant ethical requirements regarding independence, and to communicate with them all relationships and other matters that may reasonably be thought to bear on our independence, and where applicable, related safeguards.

**Other Matters:**

The Statement includes the results for the quarter ended March 31, 2024 being the balancing figures between audited figures in respect of the full financial year ending March 31, 2024 and published unaudited year to date figures up to the third quarter of the current financial year, which were subject to limited review by us, as required under listing regulations.

Our opinion is not modified in respect of these other matters.

**For Luharuka & Associates**  
Chartered Accountants  
Firm Registration Number: 01882S



Place: Secunderabad  
Dated: 20<sup>th</sup> May, 2024

  
(Naveen Lohia)  
Partner  
Membership No. 214548

UDIN: 24214548BKDAQR5241

**SURANA TELECOM AND POWER LIMITED**

(CIN: L23209TG1989PLC010336)

**Statement of Standalone Financial Results for the Quarter and Year ended 31st March, 2024**

(Amount in Lakhs)

S. No	Particulars	Quarter Ended on			Year ended on	
		(Audited)	(Un Audited)	(Audited)	(Audited)	(Audited)
		31.03.2024	31.12.2023	31.03.2023	31.03.2024	31.03.2023
1	<b>Income:</b>					
	Revenue from operations	369.58	366.08	461.22	1,509.63	1,710.93
	Other Income	698.64	61.51	72.08	873.11	983.35
	<b>Total Income</b>	<b>1,068.22</b>	<b>427.59</b>	<b>533.30</b>	<b>2,382.74</b>	<b>2,694.28</b>
2	<b>Expenditure:</b>					
	Cost of Traded Goods	71.06	-	0.07	71.06	37.58
	Employee benefits expense	69.04	59.81	72.48	251.60	259.03
	Finance Cost	9.21	18.10	31.72	70.76	129.60
	Depreciation	140.52	92.98	126.50	425.03	445.55
	Other expenses	124.14	152.66	460.98	634.71	937.36
	<b>Total expenses</b>	<b>413.97</b>	<b>323.55</b>	<b>691.75</b>	<b>1,453.16</b>	<b>1,809.11</b>
3	<b>Profit before tax (1-2)</b>	<b>654.25</b>	<b>104.04</b>	<b>(158.45)</b>	<b>929.58</b>	<b>885.17</b>
4	<b>Tax expenses</b>					
	Current tax	109.21	17.36	(34.70)	155.17	147.80
	Deferred tax	(8.29)	6.07	0.58	2.25	0.58
	Tax for earlier years	29.78	-	-	29.78	-
5	<b>Total tax expenses</b>	<b>130.70</b>	<b>23.43</b>	<b>(34.12)</b>	<b>187.20</b>	<b>148.38</b>
	<b>Profit/ (loss) for the period (3-4)</b>	<b>523.55</b>	<b>80.61</b>	<b>(124.33)</b>	<b>742.38</b>	<b>736.79</b>
6	<b>Other Comprehensive Income(OCI)</b>					
	-					
	Items that will not be reclassified in profit or loss	(293.62)	391.53	18.09	367.92	140.49
	- Income tax relating to items that will not be reclassified to profit or loss	-	-	-	-	-
	<b>Total Other Comprehensive income for the period, net of tax</b>	<b>(293.62)</b>	<b>391.53</b>	<b>18.09</b>	<b>367.92</b>	<b>140.49</b>
7	<b>Total Comprehensive income for the period, net of tax</b>	<b>229.93</b>	<b>472.14</b>	<b>(106.24)</b>	<b>1,110.30</b>	<b>877.27</b>
	Paid up Equity Share Capital (Face Value of the Share Rs.1/- each)	1,357.59	1,357.59	1,357.59	1,357.59	1,357.59
	Other Equity				11,793.53	10,708.98
	<b>Earnings Per Share(EPS) (Not annualised)</b>					
	- Basic	0.39	0.06	(0.09)	0.55	0.54
	- Diluted	0.39	0.06	(0.09)	0.55	0.54



For SURANA TELECOM & POWER LIMITED  
  
 CHAIRMAN

**Notes:**

1. The standalone financial results for the quarter and year ended 31st March, 2024 have been audited by the Statutory Auditors of the Company in terms of Regulation 33 of SEBI (Listing Obligations and Disclosure Requirements) Regulations, 2015 and reviewed by the Audit Committee and approved by the Board of Directors at their respective meetings held on 20th May, 2024. The Statutory Auditors of the Company has issued an unmodified audit opinion on the financial results for the quarter and year ended 31st March, 2024.
2. The above financial results are extracted from the Audited Financial Statements, which are prepared in accordance with Indian Accounting Standards (Ind-AS) as prescribed under section 133 of the Companies Act, 2013 read with relevant rules issued thereunder.
3. The figures for the quarters ended 31st March, 2024 and 31st March, 2023 as reported in these financial results, are the balancing figures between audited figures in respect of the full financial years and the published year to date figures up to the end of the third quarter of the current financial year.
4. Figures of previous period have been regrouped/reclassified wherever necessary to make them comparable with the figures of the current period.
5. Other expenses includes Rs 88.64 lacs towards loss on sale of wind machine situated in Karnataka.
6. The above results are available on our company's website <http://www.suranatele.com/>

FOR SURANA TELECOM AND POWER LIMITED

Date: 20.05.2024  
Place: Secunderabad



  
NARENDER SURANA  
CHAIRMAN



SURANA TELECOM AND POWER LIMITED						
(CIN: L23209TG1989PLC010336)						
Standalone - Segment Publication for the Quarter and Year ended 31st March , 2024						
(Amount in Lakhs)						
Particulars	Quarter Ended on			Nine months	Year ended on	
	(Audited)	(Un Audited)	(Audited)	Nine months	(Audited)	(Audited)
	31.03.2024	31.12.2023	31.03.2023	31.12.202	31.03.2024	31.03.2023
<b>1. Segment Revenue (Net Sale / Income from each Segment)</b>						
a) Renewable Energy (Solar & wind)	290.73	287.23	373.92	907.44	1,198.17	1,363.40
b) Trading & Others	78.84	78.85	87.30	232.61	311.45	347.53
<b>Total</b>	<b>369.58</b>	<b>366.08</b>	<b>461.22</b>	<b>1,140.05</b>	<b>1,509.63</b>	<b>1,710.93</b>
<b>Net Sales / Income from Operations</b>	<b>369.58</b>	<b>366.08</b>	<b>461.22</b>	<b>1,140.05</b>	<b>1,509.63</b>	<b>1,710.93</b>
<b>2. Segment Results (Profit (+) / Loss (-) before tax and interest from each Segment)</b>						
a) Renewable Energy (Solar & wind)	131.63	172.53	226.78	449.48	581.11	783.08
b) Trading & Others	29.19	2.95	49.89	58.44	87.63	125.71
<b>Total</b>	<b>160.82</b>	<b>175.48</b>	<b>276.67</b>	<b>507.92</b>	<b>668.74</b>	<b>908.79</b>
Less: (i) Interest	9.21	18.09	31.73	61.55	70.76	129.60
(ii) Unallocable expenditure net of unallocable income	(502.64)	53.35	403.39	171.04	(331.60)	(105.98)
<b>Profit before tax</b>	<b>654.25</b>	<b>104.04</b>	<b>(158.45)</b>	<b>275.33</b>	<b>929.58</b>	<b>885.17</b>
<b>3. Segment Assets</b>						
a) Renewable Energy (Solar & wind)	5,528.74	5,729.37	6,260.37		5,528.74	6,260.37
b) Trading & Others	798.43	932.96	851.12		798.43	851.12
<b>Total Segment Assets</b>	<b>6,327.18</b>	<b>6,662.33</b>	<b>7,111.49</b>		<b>6,327.18</b>	<b>7,111.49</b>
Unallocable Assets	7,715.01	7,773.49	6,340.64		7,715.01	6,340.64
<b>Total</b>	<b>14,042.19</b>	<b>14,435.82</b>	<b>13,452.13</b>		<b>14,042.19</b>	<b>13,452.13</b>
<b>4. Segment Liabilities</b>						
a) Renewable Energy (Solar & wind)	-	321.15	764.47		-	764.47
b) Trading & Others	3.78	8.20	3.85		3.78	3.85
<b>Total Segment Liabilities</b>	<b>3.78</b>	<b>329.35</b>	<b>768.32</b>		<b>3.78</b>	<b>768.32</b>
Unallocable Liabilities	146.66	571.26	67.67		146.66	67.67
<b>Total Liabilities</b>	<b>150.44</b>	<b>900.61</b>	<b>835.99</b>		<b>150.44</b>	<b>835.99</b>
<b>Capital Employed</b>						
a) Renewable Energy (Solar & wind)	5,528.74	5,408.22	5,495.90		5,528.74	5,495.90
b) Trading & Others	794.65	924.76	847.27		794.65	847.27
c) Unallocable Assets less	7,568.35	7,202.23	6,272.97		7,568.35	6,272.97
<b>Total</b>	<b>13,891.75</b>	<b>13,535.21</b>	<b>12,616.14</b>		<b>13,891.75</b>	<b>12,616.14</b>




For SURANA TELECOM & POWER LIMITED

*[Signature]*  
CHAIRMAN

**Surana Telecom and Power Limited**  
**Statement of Assets and Liabilities (Standalone)**

(Amount in lakhs)

Statement of Assets and Liabilities		As at 31st March, 2024 (Audited)	As at 31st March, 2023 (Audited)
<b>A</b>	<b>Assets</b>		
1	<b>Non-current assets</b>		
	(a) Property, plant and equipment	3,358.44	3,967.20
	(b) Financial Assets		
	- Investments	4,194.45	3,943.58
	- Loans	5,490.79	4,262.10
	-Other non-current Financial assets	37.96	37.45
	<b>Sub-total- Non Current Assets</b>	<b>13,081.64</b>	<b>12,210.33</b>
2	<b>Current assets</b>		
	a) Inventories	82.16	115.96
	(b) Financial assets		
	- Investments	659.66	635.54
	- Trade receivables	123.07	262.38
	- Cash and cash equivalents	0.11	76.94
	- Bank balances other Cash and cash equivalent	63.63	60.80
	- Current tax Assets (net)	-	56.40
	(c) Other current assets	31.92	33.69
	<b>Sub-total- Current Assets</b>	<b>960.55</b>	<b>1,241.71</b>
	<b>TOTAL ASSETS</b>	<b>14,042.19</b>	<b>13,452.05</b>
<b>B</b>	<b>EQUITY AND LIABILITIES</b>		
1	<b>Equity</b>		
	(a) Equity share capital	1,357.60	1,357.60
	(b) Reserves and Surplus	11,793.53	10,708.98
	<b>Sub-total Equity</b>	<b>13,151.13</b>	<b>12,066.57</b>
2	<b>Non-current liabilities</b>		
	(a) Financial Liabilities		
	- Borrowings	617.50	428.72
	- Other financial liabilities	79.61	79.61
	(b) Deferred tax liabilities (Net)	43.50	41.25
	<b>Sub-total- Non Current Liabilities</b>	<b>740.62</b>	<b>549.58</b>
3	<b>Current liabilities</b>		
	(a) Financial liabilities		
	- Borrowings	80.16	799.49
	(b) - Trade Payables		
	-Total Outstanding dues of Micro and Small Enterprises		
	-Total Outstanding dues of Creditors Other than Micro and Small Enterprises	5.11	15.02
	(c) - Other current financial liabilities	-	8.75
	(d) - Provisions	6.33	8.77
	(e) Other current Liabilities	8.16	3.86
	(f) Current Tax Liabilities (Net)	50.69	-
	<b>Sub-total- Current Liabilities</b>	<b>150.44</b>	<b>835.89</b>
	<b>TOTAL EQUITY AND LIABILITIES</b>	<b>14,042.19</b>	<b>13,452.05</b>



For SURANA TELECOM & POWER LIMITED  
*[Signature]*  
CHAIRMAN



**SURANA TELECOM AND POWER LIMITED**

CIN:- L23209TG1989PLC010336

**STANDALONE CASH FLOW STATEMENT FOR THE YEAR ENDED 31ST MARCH, 2024**

**(All amounts are in Indian Rupee (lakhs) except share data and where otherwise stated)**

Particulars	For the Year 2023-24		For the Year 2022-	
<b>CASH FLOW FROM OPERATING ACTIVITIES</b>				
Net Profit (Loss) before Tax and Exceptional Items		929.58		885.17
<b>Adjustments for Non-Operating Activities:</b>				
Sundry Balances written off	29.03		-	
Investment written off	-		326.67	
Sundry Balances written back	(0.24)		-	
(Profit)/loss on Sale of Investments	(581.90)		(749.23)	
(Profit)/loss on Sale of Assets	88.64		(3.09)	
Interest Paid	70.76		129.60	
Depreciation & amortisation	444.82		465.90	
Income from Mutual Fund	(12.77)		(18.22)	
Gain on fair value of investment	(9.66)		(13.02)	
Interest income	(268.54)		(199.79)	
		(239.85)		(61.18)
Operating Profit before Working Capital Changes		<b>689.73</b>		<b>823.99</b>
<b>Adjustments for Working Capital Changes:</b>				
(Increase)/ Decrease in Inventories	33.80		(4.65)	
(Increase)/ Decrease in Other Current and non current as	1.25		12.85	
(Increase)/ Decrease in Trade Receivables	110.28		(7.99)	
(decrease)/ Increase in Trade payables and other liabilities	(11.05)		(13.84)	
<b>Cash Generation From Operations</b>		134.28		(13.63)
Direct Taxes (Net)		(77.86)		(202.71)
<b>Net Cash from Operating Activities (A)</b>		<b>746.15</b>		<b>607.65</b>
<b>CASH FLOW FROM INVESTING ACTIVITIES</b>				
Purchase of Fixed Assets	(12.00)		(346.53)	
Sale of Fixed Assets (net)	81.78		3.42	
Loans & advances to subsidiary company	98.53		683.92	
Loans & advances to other body corporates	(1,327.21)		(226.15)	
Investment in shares (Net)	(3.94)		(208.55)	
Proceeds from sale of investments	677.15		759.23	
Net investment in mutual fund	(1.69)		(622.52)	
Interest received	268.54		199.79	
<b>Net Cash from Investing Activities (B)</b>		<b>(218.84)</b>		<b>242.61</b>
<b>CASH FLOW FROM FINANCING ACTIVITIES</b>				
Proceeds/(Repayment) from borrowings	(530.54)		(645.26)	
Interest Paid	(70.76)		(129.60)	
Dividend Paid	-		4.59	
(Increase)/Decrease in restricted deposits	(2.83)		(3.13)	
<b>Net Cash from Financing Activities (C)</b>		<b>(604.13)</b>		<b>(773.40)</b>
<b>Net Increase (Decrease) in Cash and Cash Equivalent (A+B+C)</b>		<b>(76.83)</b>		<b>76.86</b>
Cash and Cash Equivalent at the beginning		76.94		0.08
Cash and Cash Equivalent at the end		0.11		76.94
<b>Net Increase (Decrease) in Cash and Cash Equivalent (A+B+C)</b>		<b>(76.83)</b>		<b>76.86</b>

**Notes:**

	As on <u>31.03.2024</u>	As on <u>31.03.2023</u>
1 Components of cash and cash equivalents		
Cash on hand	0.11	0.00
Balances with bank	-	76.94
<b>Total</b>	<b>0.11</b>	<b>76.94</b>

2 Accompanied notes to accounts forms an integral part of the Financial Statements.



For **SURANA TELECOM & POWER LIMITED**  
  
**CHAIRMAN**





5-4-187/3&4, 2nd Floor, Soham Mansion, M. G. Road, Ranigunj, Secunderabad - 500 003.

☎ : 040-2754 2635, 2754 1015 E-mail: [luharukaca@gmail.com](mailto:luharukaca@gmail.com)

**Independent Auditor's Report on Quarterly and year to date Audited Financial results of Surana Telecom and Power Limited pursuant to Regulation 33 of SEBI (Listing Obligation and Disclosures Requirement) Regulations 2015, as amended.**

To  
Board of Directors of  
Surana Telecom and Power Limited

**Report on the Audit of Consolidated Annual Financial Results**

**Opinion:**

We have audited the Consolidated Financial Results for the quarter and year ended March 31, 2024, ("the statement") of **Surana Telecom and Power Limited** ("Holding company"), and its four subsidiaries (collectively referred to as "the Company" or "the Group"), being submitted by the company pursuant to the requirement of Regulation 33 of the SEBI (Listing Obligations and Disclosure Requirements) Regulations, 2015, as amended ("Listing Regulations").

In our opinion and to the best of our information and according to the explanations given to us, The Statement

- (i) The Statement includes the results of one associate company, **Surana Solar Limited** and following four subsidiary companies, namely:
  - (a) 'Tejas India Solar Energy Private Limited'
  - (b) 'Surana Solar Systems Private Limited'
  - (c) 'Aryavaan Renewable Energy Private Limited' and
  - (d) 'Bhagyanagar Green Energy Private Limited'
- (ii) Is presented in accordance with the requirements of the Listing Regulations in this regard; and
- (iii) Gives a true and fair view in conformity with the applicable Indian Accounting Standards and other accounting principles generally accepted in India, of the consolidated net profit, other comprehensive income and other financial information of the Group for the quarter and year ended March 31, 2024.



**Basis for Opinion:**

We conducted our audit in accordance with the Standards Auditing (SAs) specified under section 143(10) of the Companies Act 2013, as amended ("the Act"). Our responsibilities under those Standards are further described in the "Auditors' Responsibilities for the Audit of the Consolidated Financial Results" section of our report. We are independent of the Group in accordance with the 'Code of Ethics' issued by The Institute of Chartered Accountant of India together with the ethical requirements that are relevant to our audit of the financial statements under the provisions of the Act and the Rules thereunder, and we have fulfilled our other ethical responsibilities in accordance with these requirements and the Code of Ethics. We believe that the audit evidence obtained by us is sufficient and appropriate to provide a basis for our opinion.

**Management's Responsibility for the Consolidated Annual Financial Results:**

The Statement has been prepared on the basis of consolidated annual financial statements. The Holding Company's Board of Directors are responsible for the preparation and presentation of the Statement that give a true and fair view of the net profit and other comprehensive income and other financial information of the Group in accordance with the applicable accounting standards prescribed under Section 133 of the Act with relevant Rules issued thereunder and other accounting principles generally accepted in India and in compliance with the Listing Regulations. This responsibility also includes maintenance of adequate accounting records in accordance with the provisions of the Act for safeguarding of the assets of the Group and for preventing and detecting frauds and other irregularities; selection and application of appropriate accounting policies; making judgments and estimates that are reasonable and prudent; and design, implementation and maintenance of adequate internal financial controls, that were operating effectively for ensuring the accuracy and completeness of the accounting records, relevant to the preparation and presentation of the Statement that give a true and fair view and are free from material misstatement, whether due to fraud or error which has been used for the purpose of preparation of the Statement by the Directors of the Holding Company, as aforesaid.

In preparing the Statement, the respective Board of Directors of the companies included in the Group are responsible for assessing the ability of the Group to continue as a going concern, disclosing, as applicable, matters related to going concern and using the going concern basis of accounting unless the respective Board of Directors either intends to liquidate the Group or to cease operations, or has no realistic alternative but to do so.

The respective Board of Directors of the companies included in the Group are responsible for overseeing the financial reporting process of the Group.

**Auditor's Responsibilities for the Audit of the Consolidated Annual Financial Results:**

Our objectives are to obtain reasonable assurance about whether the Statement as a whole are free from material misstatement, whether due to fraud or error, and to issue an auditor's report that includes our opinion. Reasonable assurance is a high level of assurance, but is not a guarantee that an audit conducted in accordance with SAs will always detect a material misstatement when it exists. Misstatements can arise from fraud or error and are considered material if, individually or in aggregate, they could reasonably be expected to influence the economic decisions of users taken on the basis of the Statement.

As part of an audit in accordance with SAs, we exercise professional judgment and maintain professional skepticism throughout the audit. We also:





- Identify and assess the risks of material misstatement of the Statement, whether due to fraud or error, design and perform audit procedures responsive to those risks, and to obtain audit evidence that is sufficient and appropriate to provide a basis for our opinion. The risk of not detecting a material misstatement resulting from fraud is higher than for one resulting from error, as fraud may involve collusion, forgery, intentional omissions, misrepresentations, or the override of internal control.
- Obtain an understanding of internal control relevant to the audit in order to design audit procedures that are appropriate in the circumstances. Under Section 143(3)(i) of the Act, we are also responsible for expressing our opinion on whether the company has adequate internal financial controls with reference to financial statements in place and the operating effectiveness of such controls.
- Evaluate the appropriateness of accounting policies used and the reasonableness of accounting estimates and related disclosures made by the Board of Directors.
- Conclude on the appropriateness of the Board of Directors' use of the going concern basis of accounting and, based on the audit evidence obtained, whether a material uncertainty exists related to events or conditions that may cast significant doubt on the appropriateness of this assumption. If we conclude that a material uncertainty exists, we are required to draw attention in our auditor's report to the related disclosures in the financial results or, if such disclosures are inadequate, to modify our opinion. Our conclusions are based on the audit evidence obtained up to the date of our auditor's report. However, future events or conditions may cause the Group to cease to continue as a going concern.
- Evaluate the overall presentation, structure and content of the Statement, including the disclosures, and whether the Statement represent the underlying transactions and events in a manner that achieves fair presentation.
- Perform procedures in accordance with circular issued by the SEBI under regulation 33(8) of the Listing Regulations to the extent applicable.
- Obtain sufficient appropriate audit evidence regarding the financial results of the entities within the Group to express an opinion on the consolidated annual financial results. We are responsible for the direction, supervision and performance of the audit of financial information of such entities included in the consolidated financial results of which we are the independent auditors.

Materiality is the magnitude of misstatements in annual consolidated Financial Statements that, individually or in aggregate, makes it probable that the economic decisions of reasonably knowledgeable user of Annual consolidated Financial Results may be influenced. We consider quantitative materiality and qualitative factors in (i) planning the scope of our audit work and in evaluating the results of our work; and (ii) to evaluate the effect of any identified misstatements in Annual Consolidated Financial Statements.

We communicate with those charged with governance of the Holding Company and such other entities included in the consolidated annual financial results of which we are the independent auditors regarding, among other matters, the planned scope and timing of the audit and significant audit findings, including any significant deficiencies in internal control that we identify during our audit.

We also provide those charged with governance with a statement that we have complied with relevant ethical requirements regarding independence, and to communicate with them all relationships and other matters that may reasonably be thought to bear on our independence, and where applicable, related safeguards.

We also performed procedures in accordance with the circular No CIR/CFD/CMDI/44/2019 issued by the SEBI under Regulation 33(8) of the Listing Regulations, as amended, to the extent applicable.





**Other Matters:**

The consolidated annual financial results include the results for the quarter ended March 31, 2024 being the balancing figure between the audited figures in respect of the full financial year and the published unaudited year to date figures up to the third quarter of the current financial year which were subject to limited review by us.

Our report is not modified in respect of these other matters.

**For Luharuka & Associates**  
Chartered Accountants  
Firm Registration Number: 01882S



Place: Secunderabad  
Dated: 20<sup>th</sup> May, 2024

(Naveen Lohia)  
Partner

Membership No. 214548

UDIN: 24214548BKDAQS7466

# SURANA TELECOM AND POWER LIMITED

(CIN: L23209TG1989PLC010336)

Statement of Consolidated Financial Results for the Quarter and Year ended 31st March, 2024

(Amount in Lakhs)

S. No	Particulars	Quarter Ended on			Year ended on	
		(Audited)	(Un Audited)	(Audited)	(Audited)	(Audited)
		31.03.2024	31.12.2023	31.03.2023	31.03.2024	31.03.2023
1	<b>Income:</b>					
	Revenue from operations	659.01	589.89	733.05	2,527.54	2,791.33
	Other Income	702.43	61.55	74.32	876.94	942.41
	<b>Total Income</b>	<b>1,361.44</b>	<b>651.44</b>	<b>807.37</b>	<b>3,404.48</b>	<b>3,733.74</b>
2	<b>Expenditure:</b>					
	Cost of Traded Goods	129.87	-	0.07	129.87	37.58
	Employee benefits expense	102.72	129.97	124.06	425.39	369.06
	Finance Cost	9.27	18.45	35.21	78.05	154.24
	Depreciation	248.02	205.47	262.56	919.28	994.06
	Other expenses	166.90	191.97	1,029.62	795.55	1,590.80
	<b>Total expenses</b>	<b>656.78</b>	<b>545.86</b>	<b>1,451.52</b>	<b>2,348.14</b>	<b>3,145.73</b>
	<b>Profit before share of profit in associate , Exceptional item and tax (1-2)</b>	<b>704.66</b>	<b>105.58</b>	<b>(644.15)</b>	<b>1,056.34</b>	<b>588.01</b>
3						
4	Share of Profit/(Loss) in associate	(2.74)	9.50	10.67	(48.38)	94.66
5	Profit before Exceptional item and tax (3+4)	701.92	115.08	(633.48)	1,007.96	682.67
6	Exceptional item	-	-	-	-	-
7	Profit before tax (5+6)	701.92	115.08	(633.48)	1,007.96	682.67
8	<b>Tax expenses</b>					
	Current tax	124.38	23.51	(21.74)	193.40	194.65
	Deferred tax	(8.29)	(1.18)	(38.41)	(31.86)	(38.41)
	Tax for earlier years	40.75	-	(0.64)	40.75	(0.64)
	<b>Total tax expenses</b>	<b>156.84</b>	<b>22.33</b>	<b>(60.79)</b>	<b>202.29</b>	<b>155.60</b>
9	Profit/ (loss) for the period (7-8)	545.08	92.75	(572.69)	805.68	527.07
10	<b>Other Comprehensive Income(OCI)</b>					
	-					
	Items that will not be reclassified in profit or loss	(293.62)	391.53	18.10	367.92	140.49
	- Income tax relating to items that will not be reclassified to profit or loss	-	-	-	-	-
	<b>Total Other Comprehensive income for the period, net of tax</b>	<b>(293.62)</b>	<b>391.53</b>	<b>18.10</b>	<b>367.92</b>	<b>140.49</b>
11	<b>Total Comprehensive income for the period, net of tax (9+10)</b>	<b>251.46</b>	<b>484.28</b>	<b>(554.59)</b>	<b>1,173.60</b>	<b>667.56</b>
	<b>Profit for the year attributable to</b>					
	-Owners of the Company	535.88	93.84	(608.59)	761.69	420.79
	-Non controlling interest	9.21	(1.09)	35.90	43.99	106.28
	<b>Other Comprehensive income attributable to</b>					
	-Owners of the Company	(293.62)	391.53	18.10	367.92	140.49
	-Non controlling interest					
	<b>Total Comprehensive income attributable to</b>					
	-Owners of the Company	242.26	485.37	(590.49)	1,129.61	561.27
	-Non controlling interest	9.21	(1.09)	35.90	43.99	106.28
	Paid up Equity Share Capital (Face Value of the Share Rs.1/- each)	1,357.59	1,357.59	1,357.59	1,357.59	1,357.59
	Other Equity				12,031.37	10,964.27
	<b>Earnings Per Share(EPS) (Not annualised)</b>					
	- Basic	0.40	0.07	(0.42)	0.59	0.39
	- Diluted	0.40	0.07	(0.42)	0.59	0.39



For SURANA TELECOM & POWER LIMITED

*[Signature]*  
CHAIRMAN

**Notes:**

1. The Consolidated financial results for the quarter and year ended 31st March, 2024 have been audited by the Statutory Auditors of the Company in terms of Regulation 33 of SEBI (Listing Obligations and Disclosure Requirements) Regulations, 2015 and reviewed by the Audit Committee and approved by the Board of Directors at their respective meetings held on 20th May, 2024. The Statutory Auditors of the Company has issued an unmodified audit opinion on the financial results for the quarter and year ended 31st March, 2024.
2. The above financial results are extracted from the Audited Financial Statements, which are prepared in accordance with Indian Accounting Standards (Ind-AS) as prescribed under section 133 of the Companies Act, 2013 read with relevant rules issued thereunder.
3. The figures for the quarters ended 31st March, 2024 and 31st March, 2023 as reported in these financial results, are the balancing figures between audited figures in respect of the full financial years and the published year to date figures up to the end of the third quarter of the current financial year.
4. Figures of previous period have been regrouped/reclassified wherever necessary to make them comparable with the figures of the current period.
5. Other expenses includes Rs 88.64 lacs towards loss on sale of wind machine situated in Karnataka.
6. The above results are available on our company's website <http://www.suranatele.com/>



Date: 20.05.2024  
Place: Secunderabad



FOR SURANA TELECOM AND POWER LIMITED

  
NARENDER SURANA  
CHAIRMAN



# SURANA TELECOM AND POWER LIMITED

(CIN: L23209TG1989PLC010336)


**Consolidated - Segment Publication for the Quarter and Year ended 31st March, 2024**

(Amount in Lakhs)

Particulars	Quarter Ended on			Year ended on	
	(Audited)	(Un Audited)	(Audited)	(Audited)	(Audited)
	31.03.2024	31.12.2023	31.03.2023	31.03.2024	31.03.2023
<b>1. Segment Revenue (Net Sale / Income from each Segment)</b>					
a) Renewable Energy (Solar & wind)	580.17	511.04	654.17	2,216.09	2,446.83
b) Trading & Others	78.84	78.85	78.88	311.45	344.50
<b>Total</b>	<b>659.01</b>	<b>589.89</b>	<b>733.05</b>	<b>2,527.54</b>	<b>2,791.33</b>
<b>Net Sales / Income from Operations</b>	<b>659.01</b>	<b>589.89</b>	<b>733.05</b>	<b>2,527.54</b>	<b>2,791.33</b>
<b>2. Segment Results (Profit (+) / Loss (-) before tax and interest from each Segment)</b>					
a) Renewable Energy (Solar & wind)	179.29	183.58	(248.25)	659.49	580.58
b) Trading & Others	29.19	2.95	49.89	87.63	125.71
<b>Total</b>	<b>208.48</b>	<b>186.53</b>	<b>(198.36)</b>	<b>747.12</b>	<b>706.29</b>
Less: (i) Interest	9.27	18.46	35.21	78.05	154.24
(ii) Unallocable expenditure net of unallocable income	(502.71)	52.99	399.91	(338.89)	(130.62)
<b>Profit before tax</b>	<b>701.92</b>	<b>115.08</b>	<b>(633.48)</b>	<b>1,007.96</b>	<b>682.67</b>
<b>3. Segment Assets</b>					
a) Renewable Energy (Solar & wind)	10,176.58	7,846.38	8,831.80	10,176.58	8,831.80
b) Trading & Others	798.43	932.96	851.12	798.43	851.12
<b>Total Segment Assets</b>	<b>10,975.01</b>	<b>8,779.34</b>	<b>9,682.92</b>	<b>10,975.01</b>	<b>9,682.92</b>
Unallocable Assets	4,099.04	6,692.33	5,275.97	4,099.04	5,275.97
<b>Total</b>	<b>15,074.05</b>	<b>15,471.67</b>	<b>14,958.89</b>	<b>15,074.05</b>	<b>14,958.89</b>
<b>4. Segment Liabilities</b>					
a) Renewable Energy (Solar & wind)	9.62	324.45	781.04	9.62	781.04
b) Trading & Others	3.78	8.20	3.85	3.78	3.85
<b>Total Segment Liabilities</b>	<b>13.40</b>	<b>332.65</b>	<b>784.89</b>	<b>13.40</b>	<b>784.89</b>
Unallocable Liabilities	146.66	94.24	67.57	146.66	67.57
<b>Total Liabilities</b>	<b>160.06</b>	<b>426.89</b>	<b>852.46</b>	<b>160.06</b>	<b>852.46</b>
<b>Capital Employed</b>					
a) Renewable Energy (Solar & wind)	10,166.95	7,521.93	8,050.76	10,166.95	8,050.76
b) Trading & Others	794.65	924.76	847.27	794.65	847.27
c) Unallocable Assets less Liabilities	3,952.39	6,598.09	5,208.40	3,952.39	5,208.40
<b>Total</b>	<b>14,913.99</b>	<b>15,044.78</b>	<b>14,106.43</b>	<b>14,913.99</b>	<b>14,106.43</b>




For SURANA TELECOM & POWER LIMITED

  
 CHAIRMAN

**Surana Telecom and Power Limited**  
**Consolidated Statement of Assets and Liabilities (Standalone)**

(Amount in lakhs)

Statement of Assets and Liabilities		As at 31st March, 2024 (Audited)	As at 31st March, 2023 (Audited)
<b>A</b>	<b>Assets</b>		
1	<b>Non-current assets</b>		
	(a) Property, plant and equipment	6,067.20	7,189.37
	(b) Financial Assets		
	- Investments	2,994.69	2,828.98
	- Loans	4,028.30	2,701.09
	-Other non-current Financial assets	41.91	40.88
	<b>Sub-total- Non Current Assets</b>	<b>13,132.11</b>	<b>12,760.31</b>
2	<b>Current assets</b>		
	a) Inventories	82.16	115.96
	(b) Financial assets		
	- Investments	715.10	635.54
	- Trade receivables	444.58	658.03
	- Cash and cash equivalents	139.47	114.55
	- Bank balances other Cash and cash equivalents	101.32	77.44
	- Current tax Assets (net)	-	61.56
	(c) Other current assets	459.32	535.51
	<b>Sub-total- Current Assets</b>	<b>1,941.94</b>	<b>2,198.58</b>
	<b>TOTAL ASSETS</b>	<b>15,074.05</b>	<b>14,958.90</b>
<b>B</b>	<b>EQUITY AND LIABILITIES</b>		
1	<b>Equity</b>		
	(a) Equity share capital	1,357.60	1,357.60
	(b) Reserves and Surplus	12,031.37	10,964.27
	<b>Sub-total Equity</b>	<b>13,388.97</b>	<b>12,321.87</b>
2	<b>Non Controlling Interest</b>	<b>1,492.03</b>	<b>1,448.04</b>
3	<b>Non-current liabilities</b>		
	(a) Financial Liabilities		
	- Borrowings	145.42	417.08
	- Other financial liabilities	79.61	79.61
	(b) Deferred tax liabilities (Net)	(192.03)	(160.17)
	<b>Sub-total- Non Current Liabilities</b>	<b>32.99</b>	<b>336.52</b>
4	<b>Current liabilities</b>		
	(a) Financial liabilities		
	- Borrowings	80.16	806.17
	(b) - Trade Payables		
	-Total Outstanding dues of Micro and Small Enterprises		
	-Total Outstanding dues of Creditors Other than Micro and Small Enterprises	5.11	15.02
	(c) - Other current financial liabilities	-	8.75
	(d) - Provisions	8.98	18.66
	(e) - Other Current Liabilities	12.23	3.86
	(e) Current Tax Liabilities (Net)	53.59	-
	<b>Sub-total- Current Liabilities</b>	<b>160.06</b>	<b>852.46</b>
	<b>TOTAL EQUITY AND LIABILITIES</b>	<b>15,074.05</b>	<b>14,958.90</b>



For SURANA TELECOM & POWER LIMITED

*[Signature]*  
CHAIRMAN



**SURANA TELECOM AND POWER LIMITED**

CIN:- L23209TG1989PLC010336

**CONSOLIDATED CASH FLOW STATEMENT FOR THE YEAR ENDED 31ST MARCH, 2024**

(All amounts are in Indian Rupee (lakhs) except share data and where otherwise stated)

Particulars	For the Year 2023-24		For the Year 2022-23	
<b>CASH FLOW FROM OPERATING ACTIVITIES</b>				
Net Profit (Loss) before Tax and Exceptional Items		1,056.34		588.01
<b>Adjustments for Non-Operating Activities:</b>				
Sundry Balances written off	29.03		-	
Loss due to accident	-		-	
Loss on conversion of CWIP into stock-in-trade	-		867.01	
Sundry Balances written back	(0.24)		(21.42)	
(Profit)/loss on Sale of Investments	(581.90)		(749.23)	
(Profit)/loss on Sale of Assets	88.64		(3.09)	
Interest Paid	78.05		154.24	
Depreciation & amortisation	939.07		1,014.42	
Income from mutual funds	(13.25)		(18.22)	
Gain on fair value of mutual funds	(9.66)		(13.02)	
Interest income	(271.89)		(137.10)	
		257.86		1,093.59
Operating Profit before Working Capital Changes		<b>1,314.20</b>		<b>1,681.60</b>
<b>Adjustments for Working Capital Changes:</b>				
(Increase)/ Decrease in Inventories	33.80		(4.65)	
(Increase)/ Decrease in Other Current and non current	75.15		(468.61)	
(Increase)/ Decrease in Trade Receivables	184.42		511.44	
(decrease)/ Increase in Trade payables and other liab	(19.74)		(17.74)	
<b>Cash Generation From Operations</b>		273.63		20.44
Direct Taxes (Net)		(119.00)		(255.57)
<b>Net Cash from Operating Activities (A)</b>		<b>1,468.83</b>		<b>1,446.46</b>
<b>CASH FLOW FROM INVESTING ACTIVITIES</b>				
Purchase of Fixed Assets	(12.00)		(346.53)	
Sale of Fixed Assets (net)	106.45		9.03	
Loans & advances to subsidiary company	-		-	
Loans & advances to other body corporates	(1,327.21)		(335.38)	
Changes in CWIP	-		498.69	
Sale of Investments	677.15		759.23	
Investment in shares (Net)	(3.94)		(208.55)	
Investment in Mutual Fund (Net)	(56.64)		(622.52)	
Interest received	271.89		137.10	
<b>Net Cash from Investing Activities (B)</b>		<b>(344.30)</b>		<b>(108.93)</b>
<b>CASH FLOW FROM FINANCING ACTIVITIES</b>				
Proceeds/(Repayment) from borrowings	(997.68)		(1,187.64)	
Proceeds/(Repayment) from others	-		(8.73)	
Interest Paid	(78.05)		(154.24)	
Dividend Paid	-		(4.59)	
(Increase)/Decrease in restricted deposits	(23.88)		69.55	
<b>Net Cash from Financing Activities (C)</b>		<b>(1,099.61)</b>		<b>(1,285.64)</b>
<b>Net Increase (Decrease) in Cash and Cash Equivalent (A+B+C)</b>		24.92		51.89
Cash and Cash Equivalent at the beginning		114.55		62.66
Cash and Cash Equivalent at the end		139.47		114.55
<b>Net Increase (Decrease) in Cash and Cash Equivalent (A+B+C)</b>		<b>24.92</b>		<b>51.89</b>

**Notes:**

	As on <b>31.03.2024</b>	As on <b>31.03.2023</b>
1 Components of cash and cash equivalents		
Cash on hand	0.58	2.74
Balances with bank	138.88	111.81
<b>Total</b>	<b>139.47</b>	<b>114.55</b>

2 Accompanied notes to accounts forms an integral part of the Financial Statements.



For **SURANA TELECOM & POWER LIMITED**  
  
**CHAIRMAN**