

JBM Auto Limited

Plot No. 133, Sector 24,
Faridabad - 121 005 (Haryana)
T : +91-129-4090200
F : +91-129-2234230
W : www.jbm-group.com



Our milestones are touchstones

JBMA/SEC/2018-19/

11th February, 2019

BSE Ltd.

Phiroze Jeejeebhoy Towers,
Dalal Street
Mumbai - 400 001

The National Stock Exchange of India Ltd.

Exchange Plaza, 5th Floor
Plot No. C/1, G Block,
Bandra Kurla Complex, Bandra (E)
Mumbai - 400 051

Sub. : Outcomes of Board Meeting held on 11th February, 2019

Sir / Madam,

Pursuant to the Regulation 33 and Regulation 30 read with Para A of Part A of Schedule III of the SEBI (Listing Obligations and Disclosure Requirements) Regulations, 2015, we are herewith submitting the below outcomes of the meeting of the Board of Directors of the Company held on today i.e. Monday, 11th February, 2019:

1. The Board of Directors have discussed and approved the un-audited financial results (Standalone & Consolidated) for the 3rd quarter and 9 months period ended on 31st December, 2018. The scan copy of the duly approved and signed un-audited financial results (Standalone & Consolidated) for the 3rd quarter and 9 months period ended 31st December, 2018 along with the Limited Review Report of the Auditors' thereon are attached.

The Board meeting commenced at 1.00 p.m. and concluded at 4.00 p.m. on Monday, 11th February, 2019.

This is for your information and record please.

Thanking you

Yours faithfully

For JBM Auto Limited

(Vivek Gupta)
Chief Financial Officer
& Company Secretary
FCS : 7918


Encl. : as above

Works:

Plant II : Plot No. 5, Sector 31, Kasna Indl. Area, Greater Noida, Gautam Budh Nagar-201 306 T:+91 120 4522500, F:+91 120 4522504
Plant III : 71-72, M.I.D.C. Satpur, Nashik - 422 007 T: +91 253 2207297 F: +91 253 2360559
Plant IV : Plot No. B-2, Survey No. 1, Tata Motors Vendor Park, Sanand, Ahmedabad - 382 170 (Gujrat) T:+91 2717 645180
Plant V : Plot No. 157-E, Sector 3, Pithampur Industrial Area, Distt. Dhar-454 775 (M.P.)
Plant VI : SP-1/891, RIICO Industrial Area, Pathredi, Distt. Alwar, Rajasthan -303107
Corp. Office : Plot No. 9, Institutional Area, Sector 44, Gurgaon-122003 (Hr.) T:+91-124-4674500, 4674550 F:+91-124-4674599
Regd. Office : 601, Hemkunt Chambers, 89, Nehru Place, New Delhi - 110 019 T: +91 11 26427104, F: +91 11 26427100
CIN : L74899DL1996PLC083073

STATEMENT OF STANDALONE AND CONSOLIDATED UNAUDITED FINANCIAL RESULTS FOR THE QUARTER AND NINE MONTHS ENDED DECEMBER 31, 2018

Particulars	STANDALONE										CONSOLIDATED									
	Quarter Ended		Nine Months ended		Year Ended		Quarter Ended		Nine Months ended		Year Ended		Quarter Ended		Nine Months ended		Year Ended			
	31/12/2018	30/09/2018	31/12/2017	31/12/2018	31/12/2017	31/03/2018	31/12/2018	30/09/2018	31/12/2017	31/12/2018	31/12/2017	31/03/2018	31/12/2018	30/09/2018	31/12/2017	31/12/2018	31/12/2017	31/03/2018		
1 Revenue from Operations	238.65	252.93	190.59	707.00	575.93	788.96	429.89	454.62	396.35	1,303.93	1,239.57	1,687.01	1,303.93	454.62	1,239.57	1,303.93	454.62	1,687.01		
2 Other Income	6.57	4.77	2.61	16.35	10.15	10.81	6.74	4.77	2.63	16.34	10.28	10.90	16.34	4.77	10.28	16.34	4.77	10.90		
3 Total Income	245.22	257.70	193.20	723.35	586.08	799.77	436.64	459.40	398.98	1,320.27	1,249.85	1,697.91	1,320.27	459.40	1,249.85	1,320.27	459.40	1,697.91		
4 Expenses																				
a) Cost of materials consumed	167.90	157.74	134.72	476.15	379.82	524.43	304.75	302.06	280.62	901.04	835.23	1,142.73	901.04	302.06	835.23	901.04	302.06	1,142.73		
b) Changes in inventories of finished goods and work in progress	(2.72)	20.60	(6.72)	14.37	(6.15)	(4.17)	(0.92)	19.85	(3.66)	15.76	(2.35)	0.69	15.76	19.85	(2.35)	15.76	19.85	0.69		
c) Excise duty					23.18	23.18														
d) Employee benefits expense	24.50	22.75	21.71	69.86	63.55	84.96	43.80	43.32	41.23	130.24	124.46	165.50	130.24	43.32	124.46	130.24	43.32	165.50		
e) Finance costs	8.13	8.17	6.36	23.99	20.12	27.00	12.00	12.21	11.67	36.40	35.79	48.58	36.40	12.21	35.79	36.40	12.21	48.58		
f) Depreciation and amortisation expense	7.55	7.38	6.20	21.69	18.74	25.04	14.34	14.78	13.92	43.13	41.66	55.57	43.13	14.78	41.66	43.13	14.78	55.57		
g) Other expenses	21.40	21.71	18.45	63.74	51.02	71.95	33.39	34.70	30.57	102.05	84.76	120.29	102.05	34.70	84.76	102.05	34.70	120.29		
Total Expenses	226.76	238.36	180.73	669.81	550.28	752.39	407.35	426.93	374.35	1,228.65	1,171.68	1,587.49	1,228.65	426.93	1,171.68	1,228.65	426.93	1,587.49		
5 Profit before share of profit of Joint Ventures/Associates and tax (3-4)	18.46	19.34	12.47	53.54	35.80	47.38	29.29	32.47	24.63	91.84	78.17	110.43	91.84	32.47	78.17	91.84	32.47	110.43		
6 Add: Share of Profit of Joint Ventures/Associates																				
7 Profit before tax (5+6)	18.46	19.34	12.47	53.54	35.80	47.38	29.29	32.47	24.63	91.84	78.17	110.43	91.84	32.47	78.17	91.84	32.47	110.43		
8 Tax Expense	6.45	6.76	4.22	18.71	11.26	15.27	30.99	35.08	26.71	101.79	87.27	123.88	101.79	35.08	87.27	101.79	35.08	123.88		
- Current Tax	1.70	5.66	2.89	12.98	8.82	10.33	8.48	12.18	7.65	30.22	26.05	36.98	30.22	12.18	26.05	30.22	12.18	36.98		
- Deferred Tax (credit)/charge	4.75	1.10	1.33	5.73	2.38	4.89	5.19	0.30	1.81	5.13	3.58	5.69	5.13	0.30	3.58	5.13	0.30	5.69		
- Earlier Years	0.58			0.58	0.05	0.05	0.58		0.02	0.58	0.07	0.07	0.58		0.07	0.58		0.07		
9 Net Profit for the period after tax (7-8)	12.01	12.58	8.25	34.83	24.55	32.10	19.74	23.20	17.22	65.87	57.59	81.13	65.87	23.20	57.59	65.87	23.20	81.13		
10 Other Comprehensive Income																				
Items that will not be reclassified to Profit and loss	0.13	0.27	-	0.41	(0.03)	0.01	0.15	0.49	(0.03)	0.27	(0.10)	0.05	0.27	0.49	(0.10)	0.27	0.49	0.05		
i) Remeasurement of the net defined benefit liability/asset	(0.65)	(0.69)	-	(0.14)	0.01	(0.00)	(0.06)	(0.17)	0.01	(0.09)	0.04	(0.02)	(0.09)	(0.17)	0.04	(0.09)	0.04	(0.02)		
ii) Income tax effect on above	0.09	0.18	-	0.27	(0.02)	0.01	0.09	0.32	(0.01)	0.18	(0.06)	0.03	0.18	0.32	(0.06)	0.18	(0.06)	0.03		
Total Other Comprehensive Income for the period (i+ii)	12.10	12.76	8.25	35.09	24.53	32.11	19.83	23.32	17.21	66.04	57.52	81.17	66.04	23.32	57.52	66.04	23.32	81.17		
11 Total Comprehensive Income for the period (9+10)																				
Profit for the period attributable to Owners of the Company																				
Non Controlling Interest	20.40	5.00	20.40	5.00	20.40	5.00	20.40	5.00	20.40	5.00	5.00	20.40	5.00	20.40	5.00	5.00	20.40	5.00	20.40	
Other Comprehensive Income for the period attributable to Owners of the Company																				
Non Controlling Interest																				
Total Comprehensive Income for the period attributable to Owners of the Company	20.40	5.00	20.40	5.00	20.40	5.00	20.40	5.00	20.40	5.00	5.00	20.40	5.00	20.40	5.00	5.00	20.40	5.00	20.40	
Non Controlling Interest																				
12 Paid-up equity share capital																				
13 Face value of share (in ₹)																				
14 Earning Per Share (EPS) (in ₹)																				
- Basic and Diluted EPS	2.94	3.08	2.02	8.54	6.02	7.87	4.42	5.12	3.71	14.57	12.33	17.27	14.57	5.12	12.33	14.57	5.12	17.27		




St. No.	Particulars	STANDALONE						CONSOLIDATED							
		Quarter Ended			Year ended			Quarter Ended			Year ended				
		31/12/2018	30/09/2018	31/12/2017	31/12/2018	31/12/2017	31/03/2018	31/12/2018	31/12/2017	31/12/2018	31/12/2017	31/03/2018			
1	Segment Revenue	170.21	186.11	168.95	533.82	504.43	684.59	361.45	387.80	374.72	1,130.76	1,168.06	1,582.65		
		33.64	32.15	18.00	87.25	56.49	87.25	33.64	32.15	18.00	101.27	56.49	87.25		
		34.70	34.66	3.64	71.76	15.60	17.69	34.70	34.66	3.64	71.76	15.60	17.69		
		0.16	0.09	0.05	0.35	0.20	0.27	0.16	0.33	0.05	0.35	0.20	0.27		
		238.71	253.01	190.64	707.20	576.71	789.81	429.95	454.70	396.41	1,304.14	1,240.35	1,687.86		
		0.06	0.07	0.05	0.20	0.78	0.85	0.06	0.07	0.05	0.20	0.78	0.85		
		238.65	252.93	190.59	707.00	575.93	788.96	429.89	454.62	396.35	1,303.93	1,239.57	1,687.01		
		2	Segment Results	13.19	14.81	13.32	40.27	36.81	49.24	27.68	31.98	30.79	90.98	94.84	133.87
				10.17	10.02	6.17	13.31	18.22	28.76	10.17	10.02	6.17	13.31	18.22	28.76
				(0.70)	(0.64)	(2.72)	(5.33)	(7.13)	(11.78)	(0.70)	(0.64)	(2.72)	(5.33)	(7.13)	(11.78)
				3.93	3.33	2.06	11.28	8.03	8.16	3.93	3.33	2.06	11.28	8.03	8.16
				26.59	27.51	18.63	77.53	55.92	74.38	41.28	44.08	36.30	126.23	113.96	159.01
				8.13	8.17	6.36	23.99	20.12	27.00	12.00	12.21	11.67	36.40	35.79	48.58
18.46	19.34			12.27	53.54	35.80	47.38	29.29	32.47	24.63	91.84	78.17	110.43		
-	-			-	-	-	-	1.70	3.21	2.08	9.96	9.10	13.45		
18.46	19.34			12.27	53.54	35.80	47.38	30.99	35.68	26.71	101.60	87.27	123.88		
3	Segment Assets			396.16	383.48	336.84	396.16	336.84	347.90	1,000.26	987.78	1,027.57	1,000.26	1,027.57	996.17
				215.19	206.55	168.80	215.19	168.80	171.60	213.30	204.62	168.60	213.30	168.60	169.52
				213.67	189.72	144.60	213.67	144.60	150.42	213.19	189.31	144.42	213.19	144.42	150.13
				107.02	125.75	117.68	107.02	117.68	117.68	107.02	125.75	117.68	107.02	117.68	118.96
		932.04	905.50	767.92	932.04	767.92	788.87	1,533.77	1,507.46	1,458.27	1,533.77	1,458.27	1,434.79		
		207.00	190.30	211.65	207.00	211.65	159.63	419.68	406.75	548.81	419.68	548.81	428.45		
		91.06	72.21	45.06	91.06	45.06	44.34	91.06	72.21	45.06	91.06	45.06	44.54		
		128.17	104.55	61.95	128.17	61.95	71.82	128.17	104.55	61.95	128.17	61.95	71.82		
		104.00	119.67	94.80	104.00	94.80	90.04	104.00	119.67	94.80	104.00	94.80	90.04		
		530.22	486.73	413.46	530.22	413.46	356.03	742.90	703.19	750.62	742.90	750.62	635.84		
		189.16	193.18	125.19	189.16	125.19	188.26	580.68	581.03	478.76	580.68	478.76	566.72		
		124.13	134.34	123.74	124.13	123.74	127.06	122.24	132.40	123.54	122.24	123.54	124.99		
		86.60	85.17	82.65	86.60	82.65	78.59	85.02	84.76	82.46	85.02	82.46	78.31		
3.03	6.08	22.88	3.03	22.88	28.93	3.03	6.08	22.88	3.03	22.88	28.93				
401.82	418.77	354.46	401.82	354.46	422.84	790.87	804.27	707.65	790.87	707.65	708.94				

Notes:

- The unaudited financial results for the Quarter and Nine months ended December 31, 2018 are reviewed by the Audit Committee and taken on record by the Board of Directors in their meeting held on 11.02.2019. The Statutory Auditors have expressed an unqualified opinion.
- In their meeting held on 01.03.2018, the Board of Directors of the Company has approved the Scheme of Amalgamation of JBM Auto system Private Limited ("Subsidiary Company") and JBM MA Automotive Private Limited ("Associate Company") with JBM Auto Limited from appointed date 01.04.2017. The Company is in the process of obtaining necessary regulatory approvals, pending such regulatory approvals no adjustment has been made in the above results.
- Consequent to the introduction of Goods & Service Tax (GST) with effect from 1st July 2017, Central Excise, Value Added Tax (VAT) etc. have been subsumed into GST. In accordance with Indian Accounting Standard-115 on Revenue and Schedule III of the Companies Act 2013, unlike Excise Duties, levies like GST, VAT etc. are not part of Revenue. Accordingly the figures for the periods upto 30th June 2017 are not strictly reliable to those thereafter. The following additional information is being provided to facilitate such understanding.

St. No.	Particulars	STANDALONE						CONSOLIDATED						
		Quarter Ended			Year Ended			Quarter Ended			Year Ended			
		31/12/2018	30/09/2018	31/12/2017	31/12/2018	31/12/2017	31/03/2018	31/12/2018	31/12/2017	31/12/2018	31/12/2017	31/03/2018		
A	Gross Sales/Income from Operations	238.65	252.93	190.59	707.00	575.93	788.96	429.89	454.62	396.35	1,303.93	1,239.57	1,687.01	
		B	Excise Duty	-	23.18	23.18	-	-	-	-	-	54.13	-	54.13
		C	Gross Sales/Income from Operations excluding Excise Duty (A-B)	238.65	252.93	190.59	707.00	552.76	765.78	429.89	454.62	396.35	1,303.93	1,185.43



For JBM Auto Limited

 Executive Director

Limited Review Report on Standalone Financial Results

The Board of Directors
JBM Auto Limited

1. We have reviewed the accompanying Statement of Standalone Unaudited Financial Results of JBM Auto Limited ("the Company") for the quarter and nine months ended December 31, 2018 ("the Statement") being submitted by the Company pursuant to Regulation 33 of the Securities and Exchange Board of India (Listing Obligations and Disclosure Requirements) Regulations, 2015 (the "Listing Regulations, 2015") read with SEBI circular dated July 5, 2016. The preparation of the Statement in accordance with the principles laid down in Indian Accounting Standards ("Ind AS"), prescribed under section 133 of the Companies Act, 2013 read with the relevant Rules issued thereunder and other accounting principles generally accepted in India is the responsibility of the Company's management and has been approved by the Board of Directors of the Company. Our responsibility is to issue a report on the Statement based on our review.
2. We conducted our review in accordance with the Standard on Review Engagements (SRE) 2410, "Review of Interim Financial Information performed by the Independent Auditor of the Entity" issued by the Institute of Chartered Accountants of India. This Standard requires that we plan and perform the review to obtain moderate assurance as to whether the Statement is free of material misstatement. A review is limited primarily to inquiries of company personnel and analytical procedures applied to financial data and thus provide less assurance than an audit. We have not performed an audit and accordingly, we do not express an audit opinion.
3. Based on our review conducted as stated above, nothing has come to our attention that causes us to believe that the accompanying Statement, prepared in accordance with the aforesaid Indian Accounting Standards and other recognized accounting practices and policies generally accepted in India; has not disclosed the information required to be disclosed in terms of Regulation 33 of the Listing Regulations, 2015 read with SEBI circular dated July 5, 2016 including the manner in which it is to be disclosed, or that it contains any material misstatement.

For Sahni Natarajan and Bahl
Chartered Accountants
Firm Registration No.: 002816N



Sudhir Chhabra
Partner
Membership No. 083762

Place: Gurugram
Date: February 11, 2019

Limited Review Report on Consolidated Financial Results

The Board of Directors

JBM Auto Limited

1. We have reviewed the accompanying Statement of Consolidated Unaudited Financial Results of JBM Auto Limited ("the Parent") and its subsidiary (the Parent and its subsidiary together referred to as "the Group") and its share of profit / (loss) of its Joint Ventures and Associate for the quarter and nine months ended December 31, 2018 ("the Statement") being submitted by the Company pursuant to Regulation 33 of the Securities and Exchange Board of India (Listing Obligations and Disclosure Requirements) Regulations, 2015 (the "Listing Regulations, 2015") read with SEBI circular dated July 5, 2016. The preparation of the Statement in accordance with the principles laid down in Indian Accounting Standards ("Ind AS"), prescribed under section 133 of the Companies Act, 2013 read with the relevant Rules issued thereunder and other accounting principles generally accepted in India is the responsibility of the Company's management and has been approved by the Board of Directors of the Company. Our responsibility is to issue a report on the Statement based on our review.
2. We conducted our review in accordance with the Standard on Review Engagements (SRE) 2410, "Review of Interim Financial Information performed by the Independent Auditor of the Entity" issued by the Institute of Chartered Accountants of India. This Standard requires that we plan and perform the review to obtain moderate assurance as to whether the Statement is free of material misstatement. A review is limited primarily to inquiries of company personnel and analytical procedures applied to financial data and thus provide less assurance than an audit. We have not performed an audit and accordingly, we do not express an audit opinion.
3. The consolidated unaudited financial results includes the Group's share of profit after tax of Rs. 1.12 crores for the quarter and profit after tax of Rs. 6.70 crores for the nine months ended December 31, 2018 respectively and total comprehensive income of Rs. 1.09 crores for the quarter and total comprehensive income of Rs. 6.63 crores for the nine months ended December 31, 2018 respectively as considered in the consolidated unaudited financial results, in respect of three Joint Ventures and one Associate whose interim financial information / results have not been reviewed by us.

The interim financial information / results of three Joint Ventures and one Associate have been reviewed by other auditors whose reports have been furnished to us by the Management and our Report on the Statement, in so far as it relates to the amount and disclosures included in respect of these Joint Ventures and Associate is based solely on the reports of the other auditors.



Our Report on the Statement is not modified in respect of these matters.

4. Based on our review conducted as stated above, and based on the consideration of the Reports of the other auditors referred to in paragraph 3 above, nothing has come to our attention that causes us to believe that the accompanying Statement, prepared in accordance with the aforesaid Indian Accounting Standards and other recognized accounting practices and policies generally accepted in India; has not disclosed the information required to be disclosed in terms of Regulation 33 of the Listing Regulations, 2015 read with SEBI circular dated July 5, 2016 including the manner in which it is to be disclosed, or that it contains any material misstatement.

For Sahni Natarajan and Bahl
Chartered Accountants
Firm Registration No.: 002816N


Sudhir Chhabra
Partner

Membership No. 083762

Place: Gurugram

Date: February 11, 2019