



Dhampur Sugar Mills Limited

241, Okhla Industrial Estate, Phase III
New Delhi - 110 020, India
Tel: +91-11-3065 9400, 4161 2456
Tele Fax: +91-11-2693 5697
E-mail: corporateoffice@dhampur.com
Website: www.dhampur.com

10.11.2021

To,

**The Manager - Listing
National Stock Exchange of India Ltd.
Exchange Plaza, Bandra Kurla Complex
Bandra (East)
Mumbai - 400 051
Tel No. 022-2659 8237 /38
Symbol: DHAMPURSUG**

**The General Manager – DSC
BSE Limited
Phiroze Jeejeebhoy Towers,
Dalal Street, Fort,
Mumbai: 400001
Tel No.022-22722039/37/3121
Security Code: 500119**

Dear Sir,

Outcome of Board Meeting

This is to inform that the Board of Directors in its meeting held today i.e., November 10, 2021, at 241, Okhla Industrial Estate, Phase – III New Delhi-110020 has inter-alia considered and approved the following:

- a) Un-audited Standalone Financial Statements for the quarter ended September 30, 2021. (Copy enclosed along with Limited Review Report).
- b) Un-audited Consolidated Financial Statements for the quarter ended September 30, 2021. (Copy enclosed along with Limited Review Report).
- c) Expansion of distillery capacity by 150 KLPD (incl. 50 KLPD from Grain) at Dhampur unit of the Company from 250 KLPD to 400 KLPD. The details in terms of Regulation 30 of the SEBI (Listing obligations and Disclosure Requirements) Regulations, 2015, are enclosed as Annexure 'A'.
- d) Installation of Country Liquor plant at Asmoli unit of the Company. The details in terms of Regulation 30 of the SEBI (Listing obligations and Disclosure Requirements) Regulations, 2015, are enclosed as Annexure 'B'.
- e) Alteration in terms and conditions of Fixed Deposit Scheme of the Company. Pending completion of necessary regulatory formalities, the Company will not be accepting Fixed Deposits.

The Board Meeting commenced at 3:00 P.M. and concluded at 5.30 P.M.

Kindly inform the members accordingly.

Thanking you,

For Dhampur Sugar Mills Limited



Aparna Goel
Company Secretary

M. No. 22787



Disclosure pursuant to Regulation 30 of the SEBI (Listing Obligations and Disclosure Requirements) Regulations, 2015


Existing Capacity	Dhampur Unit- 250 KLPD (Company's- 400 KLPD) Additionally, 100 KLPD under installation at Asmoli Unit	
Proposed Capacity Addition	Dhampur unit- 150 KLPD (incl. 50 KLPD from Grain) in addition to already approved expansion capacity under implementation at Asmoli Unit	
Existing Capacity Utilisation	90%	
Period with in which the proposed capacity to be added	The implementation of the expansion of distillery plant from 250 KLPD to 400 KLPD (including 50 KLPD from grain) is expected to be completed within 12 (Twelve) months, from the "Zero" date. Thus, the commercial production with expanded capacity is targeted to commence during sugar season 2022 - 23.	
Investment required	Rs. 14,000 Lakhs (approx..)	
Mode of Financing	Banks	Rs.10,500 Lakhs
	Internal	Rs. 3,500 Lakhs
Rationale/Justification	Ethanol production from B Heavy Molasses and Sugarcane Juice/Syrup will add to the Company's Financial Performance.	



Annexure 'B'

Disclosure pursuant to Regulation 30 of the SEBI (Listing Obligations and Disclosure Requirements) Regulations, 2015

Existing Capacity	Asmoli unit– NIL
Proposed Capacity Addition	Asmoli unit- 12 Lakh Cases per annum
Existing Capacity Utilisation	N.A.
Period with in which the proposed capacity to be added	The Country Liquor Plant is expected to be completed by March, 2022 and commercial production is expected to commence from 1 st April, 2022.
Investment required	Rs. 1200 Lakhs (approx.)
Mode of Financing	Internal Accruals
Rationale/Justification	Manufacturing of Country Liquor will result in enhanced revenues thereby making overall operations more profitable.



 A handwritten signature in blue ink is written over a circular purple stamp. The stamp contains the text "Dampur Sugar Mills Limited" around the perimeter and a star in the center.

Independent Auditor's Review Report on quarterly and year to date unaudited consolidated financial results of Dhampur Sugar Mills Limited Pursuant to the Regulation 33 of the SEBI (Listing Obligation and Disclosure Requirements) Regulations, 2015.

To the Board of Directors of
Dhampur Sugar Mills Limited

1. We have reviewed the accompanying Statement Unaudited Consolidated Financial Results of Dhampur Sugar Mills Limited ('the Parent') and its subsidiaries (the Parent and its subsidiaries together referred to as 'the Group') for the quarter ended September 30, 2021 and year to date from April 1, 2021 to September 30, 2021 being submitted by the company pursuant to requirement of Regulation 33 of the SEBI (Listing Obligations and Disclosure Requirements) Regulations, 2015, as amended to date ("the regulation").
2. This Statement, which is the responsibility of the Parent's Management and approved by the Parent's Board of Directors, has been prepared in accordance with the recognition and measurement principles laid down in the Indian Accounting Standard 34, (Ind AS 34) "Interim Financial Reporting" prescribed under Section 133 of the Companies Act, 2013, read with relevant rules issued thereunder and other accounting principles generally accepted in India. Our responsibility is to issue a report on the Statement based on our review.
3. We conducted our review of the Statement in accordance with the Standard on Review Engagements (SRE) 2410 "Review of Interim Financial Information Performed by the Independent Auditor of the Entity", issued by the Institute of Chartered Accountants of India (ICAI). This Standard requires that we plan and perform the review to obtain moderate assurance as to whether the Statement is free of material misstatement. A review of interim financial information consists of making inquiries, primarily of the Company's personnel responsible for financial and accounting matters, and applying analytical and other review procedures. A review is substantially less in scope than an audit conducted in accordance with Standards on Auditing specified under section 143(10) of the Companies Act, 2013 and consequently, does not enable us to obtain assurance that we would become aware of all significant matters that might be identified in an audit. Accordingly, we do not express an audit opinion.

We also performed procedures in accordance with circular no. CIR/CFD/CMD/1/44/2019 dated March 29, 2019, issued by the SEBI under Regulations 33(8) of the SEBI (Listing Obligations and Disclosure Requirement) Regulations, 2018 as amended, to the extent applicable.

4. The Statement includes the results of the Parent and the following subsidiaries:
 - a. Dhampur International Pte Limited
 - b. EHAAT Limited
 - c. DETS Limited
 - d. Dhampur Bio Organics Limited
5. Based on our review conducted and procedures performed as stated in paragraph 3 above and based on the consideration of the review reports of the other auditors referred to in paragraph 6 below, nothing has come to our attention that causes us to believe that the accompanying Statement prepared in all material respects in accordance with the recognition and measurement principles laid down in the aforesaid Indian Accounting Standard and other accounting principles generally accepted in India has not disclosed the information required to be disclosed in terms of Regulation 33 of Listing Regulations (as amended) including the manner in which it is to be disclosed, or that it contains any material misstatement.

Other Matters

6. We did not review the interim financial statements of three subsidiaries out of four Companies viz EHAAT Limited, DETS Limited and Dhampur Bio Organics Limited (erstwhile RMSD Enterprises Private Limited included in the consolidated unaudited financial results whose interim financial statements reflect total asset of Rs 276.41 lakhs as at September 30, 2021, total revenue of Rs Nil, total net loss after tax, and comprehensive income of Rs. Nil for the quarter ended on September 30, 2021 respectively as considered in



ATUL GARG & ASSOCIATES
Chartered Accountants
418 Plaza Kalpana, 24/147A Birhana Road
Kanpur-208001

T R CHADHA & CO LLP
Chartered Accountants
B-30, Connaught Place, Kuthiala Building
New Delhi-110001

the consolidated unaudited financial results. These interim financial statements and other financial information have been reviewed by other firms of Chartered accountants whose reports have been furnished to us by the Management and our conclusion on the statement in so far as it relates to the amounts and disclosures included in respect of these subsidiaries is based solely on the report of such other firms of chartered accountants and the procedures performed by us as stated in paragraph 3 above.

7. The interim financial statement of the subsidiary Dhampur International Pvt Limited included in the unaudited consolidated financial results whose interim financial statements reflects total asset of Rs 909.76 lakhs as at September 30,2021, total revenue of Rs 84.06 lakhs, total net loss after tax and comprehensive income of Rs. 78.33 lakhs for the quarter ended on September 30,2021 respectively are certified by the Management. According to the information and explanations given to us by the Management, these interim financial results and other financial information are not material to the Parent.

For Atul Garg & Associates
Chartered Accountants
Firm Registration No.001544C

For T R Chadha & Co LLP
Chartered Accountants
Firm Registration No.006711N/N500028

Fiza Gupta
Partner
Membership No. 429196

Place of signature: Kanpur
Date: November 10, 2021
UDIN: 21429196AAAAEQ2639



Neena Goel

Neena Goel
Partner
Membership No. 057986

Place of signature: New Delhi
Date: November 10, 2021
UDIN: 21057986AAAAPP3648

DHAMPUR SUGAR MILLS LIMITED

Regd. Office : Distt. Bijnor, Dhampur (U.P.) - 246761

CIN - L15249UP1933PLC000511, Phone No - 011-30659400, 30659453

Email : investordesk@dhampur.com, Website - www.dhampur.com

Statement of Consolidated Unaudited Financial Results for the Quarter and Six Months ended September 30, 2021

(₹ in Lacs)

Sl. No.	Particulars	Quarter Ended			Six Months Ended		Year Ended
		30-Sep-21 (Unaudited)	30-Jun-21 (Unaudited)	30-Sep-20 (Unaudited)	30-Sep-21 (Unaudited)	30-Sep-20 (Unaudited)	31-Mar-21 (Audited)
1.	Income from Operations						
	(a) Revenue from operations	81,825.69	88,028.35	95,589.28	1,69,854.04	2,05,456.42	4,23,149.56
	(b) Other income	287.00	342.63	210.58	629.63	603.67	1,747.03
	Total income from operations (a + b)	82,112.69	88,370.98	95,799.86	1,70,483.67	2,06,060.09	4,24,896.59
2.	Expenses						
	(a) Cost of materials consumed	6,148.34	55,013.86	3,538.88	61,162.20	71,582.57	2,80,868.29
	(b) Purchases of stock-in-trade	601.79	1,098.28	1,971.52	1,700.07	4,564.43	8,455.05
	(c) Changes in inventories of finished goods, work-in-progress and stock-in-trade	53,909.59	4,007.11	72,913.66	57,916.70	87,959.71	33,245.79
	(d) Excise duty on sales	5,571.04	6,948.57	2,459.34	12,519.61	4,424.17	7,490.43
	(e) Employees benefits expense	3,082.89	3,675.93	3,125.17	6,758.82	6,775.26	14,710.72
	(f) Finance costs	1,778.70	2,600.64	2,107.03	4,379.34	4,708.79	7,987.63
	(g) Depreciation and amortisation expense	1,599.51	2,003.97	1,606.77	3,603.48	3,591.67	7,770.57
	(h) Other expenses	5,909.29	7,032.07	4,370.39	12,941.36	11,552.01	32,841.84
	Total expenses (a to h)	78,601.15	82,380.43	92,092.76	1,60,981.58	1,95,158.61	3,93,370.32
3.	Profit / (Loss) before share of profit/(loss) of an associate / a joint venture and exceptional items and tax (1-2)	3,511.54	5,990.55	3,707.10	9,502.09	10,901.48	31,526.27
4.	Share of profit/(loss) of an associate / a joint venture	-	-	-	-	-	-
5.	Profit/(loss) before exceptional items and tax (3+4)	3,511.54	5,990.55	3,707.10	9,502.09	10,901.48	31,526.27
6.	Exceptional Items	-	-	-	-	-	-
7.	Profit / (Loss) after exceptional items and before tax (5-6)	3,511.54	5,990.55	3,707.10	9,502.09	10,901.48	31,526.27
8.	Tax expense						
	Current tax	596.00	1,079.00	663.00	1,675.00	1,932.50	5,641.19
	Deferred tax	288.24	551.63	264.69	839.87	768.34	2,976.48
9.	Net Profit / (Loss) for the period from continuing operations (7-8)	2,627.30	4,359.92	2,779.41	6,987.22	8,200.64	22,908.60
10.	Profit/(Loss) from discontinued operation before tax	(1.87)	(1.19)	35.97	(3.06)	95.68	(12.07)
	Tax expense/(credit) on discontinued operations	-	-	-	-	-	-
11.	Profit/(Loss) from discontinued operations after tax	(1.87)	(1.19)	35.97	(3.06)	95.68	(12.07)
12.	Net profit/(loss) for the period/year (9+11)	2,625.43	4,358.73	2,815.38	6,984.16	8,296.32	22,896.53
13.	Other Comprehensive Income (OCI)						
	a) i Items that will not be reclassified to profit or loss						
	- Remeasurement benefits (losses) on defined benefit obligation	-	-	-	-	-	30.28
	- Gain (loss) on fair value of equity investments	19.84	326.86	13.64	346.70	98.40	173.55
	ii Income tax relating to items that will not be reclassified to profit or loss	(4.76)	(31.31)	(2.31)	(36.07)	(6.09)	(25.54)
	b) i Items that will be reclassified to profit or loss	22.78	(160.50)	(23.09)	(137.72)	864.15	1,031.71
	ii Income tax relating to items that will be reclassified to profit or loss	-	52.94	-	52.94	(307.03)	(359.98)
	Total Other Comprehensive Income	37.86	187.99	(11.76)	225.85	649.43	850.02
14.	Total Comprehensive Income for the period (12+13)	2,663.29	4,546.72	2,803.62	7,210.01	8,945.75	23,746.55
15.	Total Comprehensive Income for the period attributable to:						
	- Owners of the Company	2,663.29	4,546.72	2,803.98	7,210.01	8,946.46	23,769.55
	- Non-Controlling Interest	-	-	(0.36)	-	(0.71)	(23.00)
	Profit for the period attributable to:						
	- Owners of the Company	2,625.43	4,358.73	2,815.74	6,984.16	8,297.03	22,919.53
	- Non-Controlling Interest	-	-	(0.36)	-	(0.71)	(23.00)
	Other Comprehensive Income for the period attributable to:						
	- Owners of the Company	37.86	187.99	(11.76)	225.85	649.43	850.02
	- Non-Controlling Interest	-	-	-	-	-	-
16.	Paid-up equity share capital (Face Value per Share ₹ 10/-Each)	6,638.76	6,638.76	6,638.76	6,638.76	6,638.76	6,638.76
17.	Other equity						1,49,361.00



18.	i.) Earnings per equity share (EPS) from continuing operations (weighted average) (of ₹ 10/- each) (not annualised) :						
	a) Basic (₹ per share)	3.96	6.57	4.18	10.53	12.35	34.54
	b) Diluted (₹ per share)	3.96	6.57	4.18	10.53	12.35	34.54
	ii.) Earnings per equity share (EPS) from discontinued operations (weighted average) (of ₹ 10/- each) (not annualised) :						
	a) Basic (₹ per share)	-	-	0.05	-	0.14	(0.02)
	b) Diluted (₹ per share)	-	-	0.05	-	0.14	(0.02)
iii.) Earnings per equity share (EPS) from total operations (weighted average) (of ₹ 10/- each) (not annualised) :							
a) Basic (₹ per share)	3.95	6.57	4.23	10.52	12.49	34.52	
b) Diluted (₹ per share)	3.95	6.57	4.23	10.52	12.49	34.52	

(₹ in Lacs)

Statement of consolidated segment wise revenue, results, assets and liabilities

Sl. No.	Particulars	Quarter Ended			Six Months Ended		Year Ended
		30-Sep-21 (Unaudited)	30-Jun-21 (Unaudited)	30-Sep-20 (Unaudited)	Sep-21 (Unaudited)	Sep-20 (Unaudited)	31-Mar-21 (Audited)
1	Segment Revenue						
	a) Sugar	57,352.07	68,625.65	78,965.27	1,25,977.72	1,79,751.06	3,72,348.65
	b) Power	1,374.49	8,028.53	426.11	9,403.02	10,470.87	37,150.57
	c) Chemicals / Ethanol	30,224.30	27,797.80	21,322.39	58,022.10	38,677.45	84,454.36
	d) Others	270.83	523.37	2,614.45	794.20	4,786.69	10,883.98
	Total	89,221.69	1,04,975.35	1,03,328.22	1,94,197.04	2,33,686.07	5,04,837.56
	Less : Inter segment/Intra company revenue	7,396.00	16,947.00	7,738.94	24,343.00	28,229.65	81,688.00
	Total Revenue from continuing operations	81,825.69	88,028.35	95,589.28	1,69,854.04	2,05,456.42	4,23,149.56
2	Segment Results (Net Profit / (Loss) before Tax, finance costs and unallocable items) - Continuing Operations						
	a) Sugar	571.71	852.51	3,428.28	1,424.22	6,950.78	12,062.02
	b) Power	(460.76)	2,824.51	(484.43)	2,363.75	2,943.58	12,221.02
	c) Chemicals / Ethanol	6,244.45	6,077.14	3,982.06	12,321.59	7,738.11	19,982.25
	d) Others	(165.86)	(126.48)	(111.17)	(292.34)	(95.46)	(401.02)
	Total	6,189.54	9,627.68	6,814.74	15,817.22	17,537.01	43,864.27
	Less : Finance costs	1,778.70	2,600.64	2,107.03	4,379.34	4,708.79	7,987.63
	Less : Other unallocable expenses net off unallocable income	899.30	1,036.49	1,000.61	1,935.79	1,926.74	4,350.37
	Net Profit / (Loss) before Tax from continuing operations	3,511.54	5,990.55	3,707.10	9,502.09	10,901.48	31,526.27
3	Segment Assets						
	a) Sugar	1,56,149.70	2,17,833.00	1,89,224.71	1,56,149.70	1,89,224.71	2,35,201.81
	b) Power	56,753.91	63,783.75	63,922.06	56,753.91	63,922.06	62,691.75
	c) Chemicals / Ethanol	43,381.26	44,513.89	37,179.02	43,381.26	37,179.02	42,936.62
	d) Others-Continuing Operations	1,054.16	2,136.66	503.76	1,054.16	503.76	2,174.71
	e) Others-Discontinued Operation	95.58	95.64	200.00	95.58	200.00	95.39
	f) Unallocable	5,569.39	4,152.86	5,996.45	5,569.39	5,996.45	3,980.72
	Total	2,63,004.00	3,32,515.80	2,97,026.00	2,63,004.00	2,97,026.00	3,47,081.00
4	Segment Liabilities						
	a) Sugar	14,660.98	40,339.96	55,257.92	14,660.98	55,257.92	63,376.89
	b) Power	1,847.93	1,134.80	1,395.42	1,847.93	1,395.42	943.14
	c) Chemicals / Ethanol	6,794.52	6,399.65	2,186.92	6,794.52	2,186.92	3,847.37
	d) Others - Continuing Operations	100.40	55.23	1,530.66	100.40	1,530.66	31.60
	e) Others-Discontinued Operation	15.97	15.35	61.00	15.97	61.00	14.00
	f) Unallocable	76,332.20	1,23,709.72	91,464.08	76,332.20	91,464.08	1,22,862.00
	Total	99,752.00	1,71,654.71	1,51,896.00	99,752.00	1,51,896.00	1,91,075.00




Statement of Consolidated Assets and Liabilities

(₹ in Lacs)

Particulars	As at	As at
	30.09.2021 (Unaudited)	31.03.2021 (Audited)
1 ASSETS		
(A) Non - current assets		
(a) Property, plant and equipment	156293	159322
(b) Right-of-use-assets	1567	1843
(c) Capital work - in - progress	13124	2124
(d) Goodwill	1	1
(e) Other intangible assets	228	248
(f) Biological assets	#	#
(g) Financial assets		
(i) Investments	601	260
(ii) Loans	262	290
(h) Deferred tax assets (Net)	-	-
(i) Other non - current assets	2492	2425
Sub total (Non current assets)	174568	166513
(B) Current assets		
(a) Inventories	69091	129255
(b) Biological assets	171	104
(c) Financial assets		
(i) Investments	-	-
(ii) Trade receivable	10671	29668
(iii) Cash and cash equivalents	836	7241
(iv) Bank balances other than (iii) above	1171	775
(v) Loans	585	798
(vi) Others financial assets	189	488
(d) Other current assets	5626	12144
Sub total (Current assets)	88340	180473
(e) (i) Assets classified as held for sale - continuing operation	-	-
(e) (ii) Assets classified as held for sale - discontinued operation	96	95
Total assets	263004	347081
2 EQUITY AND LIABILITIES		
(A) Equity		
(a) Equity share capital	6645	6645
(b) Other equity	156607	149361
Equity attributable to the owners of the parent	163252	156006
Non-controlling interest	-	-
Sub total (Total equity)	163252	156006
Liabilities		
(B) Non-current liabilities		
(a) Financial liabilities		
(i) Borrowings	30206	32013
(ii) Lease liabilities	921	1107
(b) Other non - current liabilities	487	921
(c) Provisions	3449	3280
(d) Deferred tax liabilities (net)	4192	3369
Sub total (Non-current liabilities)	39255	40690
(C) Current liabilities		
(a) Financial liabilities		
(i) Borrowings	38476	82169
(ii) Trade payables		
(A) total outstanding due of micro enterprises and small enterprises; and	1147	464
(B) total outstanding due of creditors other than micro enterprises and small enterprises	10040	58921
(iii) Lease liabilities	504	517
(iv) Other financial liabilities	4545	4449
(b) Other current liabilities	4083	2482
(c) Provisions	1221	904
(d) Current tax liabilities (net)	465	465
Sub total (Current liabilities)	60481	150371
(e) Liabilities associated with group of assets classified as held for sale - discontinued operation	16	14
Total Equity & Liabilities	263004	347081



Consolidated Statement of Cash Flow		(₹ in Lacs)	
Sr No.	Particulars	Six Months Ended	
		September 30, 2021	September 30, 2020
		Unaudited	Unaudited
A	Cash flow from operating activities of continuing operations		
	Net Profit before tax from continuing operations	9,502	10,901
	Adjustments for :-		
	Depreciation /amortization expense	3,603	3,591
	Finance cost	4,379	4,709
	Transfer to storage fund for molasses	25	25
	Deferred government grant	(191)	(19)
	Finance income	(152)	(52)
	Dividend income	-	(3)
	Foreign currency fluctuation	-	(281)
	Profit on sale of investment	(18)	-
	Provision for doubtful debts	-	25
	Fair value gain on re-measurement of biological assets through profit or loss	(95)	(105)
	Liabilities/ Provisions no longer required written back	(11)	(99)
	Bad-debts written off	344	14
	Provision for employee benefits	479	451
	Operating profit before working capital changes of continuing operations	17,865	19,157
	Adjustments for Working capital changes of continuing operations :-		
	Trade receivables	18,653	12,761
	Other financial assets	425	(39)
	Other assets	(671)	(1,350)
	Government grants	7,230	(8,710)
	Inventories	60,164	87,237
	Trade and other financial liabilities	(48,257)	(10,895)
	Provisions and other liabilities	1,537	933
	Cash generated from continuing operations	56,946	99,094
	Direct taxes paid (Net of refunds)	(1,977)	(723)
	Net cash from operating activities from continuing operation	54,969	98,371
	Net cash from operating activities from discontinuing operation	(106)	(59)
	Net cash from operating activities from total operation	54,863	98,312
B	Cash flows from Investing activities of continuing operations		
	Purchase of property, plant and equipment (Net)	(11,169)	(3,474)
	(Purchase)/Sale of financial instruments	24	78
	Interest received	115	125
	Purchase/maturity of fixed deposits (Net)	(400)	(61)
	Dividend received	-	3
	Sale of property, plant and equipment	142	-
	Net cash flow from/(used in) investing activities of continuing operations	(11,288)	(3,329)
	Net cash from investing activities from discontinuing operation	-	-
	Net cash from investing activities from total operation	(11,288)	(3,329)
C	Cash flows from Financing activities of continuing operations		
	Proceeds/(repayments) from /of long term borrowings	(12,951)	(8,113)
	Proceeds/(repayments) from /of short term borrowings	(32,592)	(80,113)
	Payment of Lease Liabilities	(186)	(265)
	Dividend including dividend distribution tax	-	(6)
	Finance cost paid	(4,251)	(5,724)
	Net cash flow from/(used in) financing activities of continuing operations	(49,980)	(94,221)
	Net cash flow from / (used in) financing activities from discontinuing operation	-	60
	Net cash flow from / (used in) financing activities from total operation	(49,980)	(94,161)
	Net increase in cash and cash equivalents (A+B+C)	(6,405)	822
	Opening cash & cash equivalents (including opening cash & cash equivalents of discontinued operations)	7,241	993
	Closing cash and cash equivalents	836	1,815
	Closing cash and cash equivalents of continuing operations	832	1,807
	Closing cash and cash equivalents of discontinuing operation	4	8



Notes:

1 The management has considered the possible impact of COVID-19 in preparation of the above financial results of the quarter, including internal and external factors known upto the date of approval of these results, to assess and finalise the carrying amount of its assets and liabilities. Accordingly as on date, no material impact is anticipated in the aforesaid carrying amounts. However, the impact of COVID-19 may be different from that estimated as at the date of approval of these financial statements and the Company will continue to closely monitor any material changes in future economic conditions.

2 a.The Management of M/s E Haat Ltd., a wholly owned subsidiary engaged in the business of E-Commerce, has decided to close down its operations in the quarter ended March 2020. Accordingly, the financials of the subsidiary company have been consolidated and presented as "Discontinued Operations" in the above consolidated financial results.
b.The financial performance of the E Haat Ltd, a wholly owned subsidiary are presented below:-

Particulars	Quarter Ended			Six Months Ended		Year Ended
	30-Sep-21 (Unaudited)	30-Jun-21 (Unaudited)	30-Sep-20 (Unaudited)	30-Sep-21 (Unaudited)	30-Sep-20 (Unaudited)	31-Mar-21 (Audited)
Financial Performance						
Revenue	-	-	37.15	-	98.51	98.51
Expenses	1.87	1.19	1.18	3.06	2.83	110.58
Profit (Loss) before tax	(1.87)	(1.19)	35.97	(3.06)	95.68	(12.07)
Tax Expense	-	-	-	-	-	-
Profit (Loss) from discontinued operations	(1.87)	(1.19)	35.97	(3.06)	95.68	(12.07)
	-	-	-	-	-	-
Cash Flow Information						
Net cash flows from operating activities	(0.06)	(1.00)	(58.81)	(1.06)	(59)	(112.15)
Net cash flows from investing activities	-	-	-	-	-	-
Net cash flows from financing activities	-	-	60	-	60	110.00
Net Cash Inflow/(Outflow) from discontinued operations	(0.06)	(1.00)	1.19	(1.06)	1	(2.15)

3 These results have been prepared in accordance with the Indian Accounting Standard (referred to as "Ind AS") 34 Interim Financial Reporting prescribed under Section 133 of the Companies Act, 2013 read with Companies (Indian Accounting Standards) Rules as amended from time to time. The above Consolidated financial results were reviewed by the Audit Committee and approved by the Board of Directors in their respective meetings held on 10th November,2021 The statutory auditors have carried out a limited review of these financial results.

4 The Board of Directors of the Company in its meeting held on 07th June 2021 approved a Scheme of Arrangement for demerger of business of Asmoli Unit, Mansurpur Unit and Meerganj Unit into Dhampur Bio Organics Limited, the resulting company, which shall be listed on both the stock exchanges with a mirror shareholding. The Company has filed requisite application with National Company Law Tribunal, Allahabad Bench. Pending such approval and other compliances, the financial results of the company have been prepared without giving impact of the demerger scheme.

5 Sugar being a seasonal industry, the performance of the quarter may not be representative of the annual performance of the Company.

6 Pursuant to the provisions of listing regulation, the Management has decided to publish unaudited consolidated financial results in the newspapers. However the unaudited standalone financial results of the company for the quarter ended September 30,2021 are available on the company's website www.dhampur.com. Standalone information is as under:

Sl. No.	Particulars	Quarter Ended			Six Months Ended		Year Ended
		30-Sep-21 (Unaudited)	30-Jun-21 (Unaudited)	30-Sep-20 (Unaudited)	30-Sep-21 (Unaudited)	30-Sep-20 (Unaudited)	31-Mar-21 (Audited)
a	Total revenue	82028.62	88370.50	94330.16	170399.12	203367.13	423350.72
b	Profit before tax	3585.48	6172.95	3817.99	9758.43	11062.87	30503.22
c	Profit after tax	2701.24	4542.32	2890.30	7243.56	8362.03	21885.55
d	Other comprehensive income (OCI)	42.85	183.19	20.85	226.04	626.44	824.50
e	Total comprehensive income	2744.09	4725.51	2911.15	7469.60	8988.47	22710.05

7 The Schedule III to the Companies Act 2013 vide notification dated 24th March 2021 issued by Ministry of Corporate Affairs (MCA) has been amended with effect from 1st April 2021 and these results have been presented giving effect to the said amendments. Accordingly, comparative figures of the previous year/periods have been regrouped wherever applicable to make them comparable with those of the current periods' figures.

For Dhampur Sugar Mills Limited

Place : New Delhi
Dated : 10th November , 2021

V.K Goel
Chairman

This is the statement referred to in our review report of even date

For T R Chadha & Co LLP

For Atul Garg & Associates

Firm Registration No. 006711N/N500028

Firm Registration No. 001544C

(Neena Goel)
Partner
M.No.057986
Chartered Accountants
Place : New Delhi

(Fiza Gupta)
Partner
M.No. 429196
Chartered Accountants
Place : Kanpur

Dated : 10th November , 2021

Independent Auditor's Review Report on quarterly and year to date unaudited standalone financial results of Dhampur Sugar Mills Limited Pursuant to the Regulation 33 of the SEBI (Listing Obligation and Disclosure Requirements) Regulations, 2015.

To
The Board of Directors of
Dhampur Sugar Mills Limited

1. We have reviewed the Statement of Unaudited Standalone Financial Results of Dhampur Sugar Mills Limited ("the Company") for the quarter ended September 30, 2021 and year to date from April 1, 2021 to September 30, 2021 (hereinafter referred to as "Statement"), being submitted by the company pursuant to the requirement of Regulation 33 of the SEBI (Listing Obligations and Disclosure Requirements) Regulations, 2015, as amended to date ("the Listing Regulation").
2. The statement, which is the responsibility of the Company's Management and approved by the Company's Board of Directors, has been prepared in accordance with the recognition and measurement principles laid down in the Indian Accounting Standard 34, (Ind AS 34) "Interim Financial Reporting" prescribed under Section 133 of the Companies Act, 2013 as amended, read with relevant rules issued thereunder and other accounting principles generally accepted in India. Our responsibility is to issue a report on the Statement based on our review.
3. We conducted our review of the Statement in accordance with the Standard on Review Engagements (SRE) 2410 'Review of Interim Financial Information performed by the Independent Auditor of the Entity', issued by the Institute of Chartered Accountants of India (ICAI). This Standard requires that we plan and perform the review to obtain moderate assurance as to whether the Statement is free of material misstatement. A review of interim financial information consists of making inquiries, primarily of the Company's personnel responsible for financial and accounting matters, and applying analytical and other review procedures. A review is substantially less in scope than an audit conducted in accordance with Standards on Auditing specified under section 143(10) of the Companies Act, 2013 and consequently does not enable us to obtain assurance that we would become aware of all significant matters that might be identified in an audit. Accordingly, we do not express an audit opinion.
4. Based on our review conducted and procedures performed as stated in paragraph 3 above, nothing has come to our attention that causes us to believe that the accompanying Statement, prepared in all material respects in accordance with applicable Indian Accounting Standards prescribed under Section 133 of the Companies Act, 2013, and other recognized accounting practices and policies, has not disclosed the information required to be disclosed in terms of the Listing Regulation including the manner in which it is to be disclosed, or that it contains any material misstatement.


For Atul Garg & Associates
Chartered Accountants
Firm Registration No.001544C

For T R Chadha & Co LLP
Chartered Accountants
Firm Registration No.006711N/N500028

Fiza Gupta
Partner
Membership No. 429196

Place of signature: Kanpur
Date: November 10, 2021
UDIN: 21429196AAAAEP5405




Neena Goel
Partner
Membership No. 057986

Place of signature: New Delhi
Date: November 10, 2021
UDIN: 21057986AAAAPO1501

Sl. No.	Particulars	Quarter Ended			Six Months Ended		Year Ended
		30-Sep-21 (Unaudited)	30-Jun-21 (Unaudited)	30-Sep-20 (Unaudited)	30-Sep-21 (Unaudited)	30-Sep-20 (Unaudited)	31-Mar-21 (Audited)
1.	Income from operations						
	(a) Revenue from operations	81,825.69	88,028.35	94,146.90	1,69,854.04	2,02,814.17	4,21,736.55
	(b) Other income	202.93	342.15	183.26	545.08	552.96	1,614.17
	Total Income from operations (a + b)	82,028.62	88,370.50	94,330.16	1,70,399.12	2,03,367.13	4,23,350.72
2.	Expenses						
	(a) Cost of materials consumed	6,148.34	55,013.86	3,538.88	61,162.20	71,582.57	2,84,724.49
	(b) Purchases of stock-in-trade	601.79	1,098.28	601.51	1,700.07	2,056.90	3,432.88
	(c) Changes in inventories of finished goods, work-in-progress and stock-in-trade	53,909.59	4,007.11	72,913.66	57,916.70	87,959.71	33,245.79
	(d) Excise duty on sales	5,571.04	6,948.57	2,459.34	12,519.61	4,424.17	7,490.43
	(e) Employees benefits expenses	3,032.34	3,614.90	3,020.82	6,647.24	6,569.48	14,277.63
	(f) Finance costs	1,778.08	2,599.08	2,093.82	4,377.16	4,692.29	7,966.52
	(g) Depreciation and amortisation expenses	1,565.43	1,991.01	1,591.72	3,556.44	3,561.59	7,710.23
	(h) Other expenses	5,836.53	6,924.74	4,292.42	12,761.27	11,457.55	32,399.53
	Total expenses (a to h)	78,443.14	82,197.55	90,512.17	1,60,640.69	1,92,304.26	3,91,247.50
3.	Profit / (Loss) before exceptional items and tax (1-2)	3,585.48	6,172.95	3,817.99	9,758.43	11,062.87	32,103.22
4.	Exceptional Items	-	-	-	-	-	(1,600.00)
5.	Profit / (Loss) after exceptional items and before tax (3-4)	3,585.48	6,172.95	3,817.99	9,758.43	11,062.87	30,503.22
6.	Tax expenses						
	a Current tax	596.00	1,079.00	663.00	1,675.00	1,932.50	5,641.19
	b Deferred tax	288.24	551.63	264.69	839.87	768.34	2,976.48
7.	Profit / (Loss) for the period (5-6)	2,701.24	4,542.32	2,890.30	7,243.56	8,362.03	21,885.55
8.	Other Comprehensive Income (OCI)						
	a) i Items that will not be reclassified to profit or loss						
	- Remeasurement benefits (losses) on defined benefit obligation	-	-	-	-	-	30.28
	- Gain (loss) on fair value of equity investments	47.61	313.07	23.16	360.68	60.92	149.59
	ii Income tax relating to items that will not be reclassified to profit or loss	(4.76)	(31.31)	(2.31)	(36.07)	(6.09)	(25.54)
	b) i Items that will be reclassified to profit or loss	-	(151.51)	-	(151.51)	878.64	1,030.15
	ii Income tax relating to items that will be reclassified to profit or loss	-	52.94	-	52.94	(307.03)	(359.98)
	Total Other Comprehensive Income	42.85	183.19	20.85	226.04	626.44	824.50
9.	Total Comprehensive Income for the period (7+8)	2,744.09	4,725.51	2,911.15	7,469.60	8,988.47	22,710.05
10.	Paid-up equity share capital (Face value per Share ₹ 10/- each)	6,638.76	6,638.76	6,638.76	6,638.76	6,638.76	6,638.76
11.	Other equity	-	-	-	-	-	1,49,644.00
12.	Earnings per equity share (EPS) (of ₹ 10/- each) (not annualised) :						
	a) Basic (₹ per share)	4.07	6.84	4.36	10.91	12.60	32.97
	b) Diluted (₹ per share)	4.07	6.84	4.36	10.91	12.60	32.97



Statement of standalone segment wise revenue, results, assets and liabilities							(₹ in Lacs)
Sl. No.	Particulars	Quarter Ended			Six Months Ended		Year Ended
		30-Sep-21 (Unaudited)	30-Jun-21 (Unaudited)	30-Sep-20 (Unaudited)	30-Sep-21 (Unaudited)	30-Sep-20 (Unaudited)	31-Mar-21 (Audited)
1	Segment Revenue						
	a) Sugar	57,352.07	68,625.65	78,965.27	1,25,977.72	1,79,751.06	3,72,348.65
	b) Power	1,374.49	8,028.53	426.11	9,403.02	10,470.87	37,150.57
	c) Chemicals / Ethanol	30,224.30	27,797.80	21,322.39	58,022.10	38,677.45	84,454.36
	d) Others	270.83	523.37	210.13	794.20	809.79	2,231.97
	Total	89,221.69	1,04,975.35	1,00,923.90	1,94,197.04	2,29,709.17	4,96,185.55
	Less : Inter segment revenue	7,396.00	16,947.00	6,777.00	24,343.00	26,895.00	74,449.00
	Total Revenue from Operations	81,825.69	88,028.35	94,146.90	1,69,854.04	2,02,814.17	4,21,736.55
2	Segment Results (Net Profit / (Loss) before Tax, finance costs and unallocable items)						
	a) Sugar	571.71	852.51	3,428.28	1,424.22	6,950.78	12,062.02
	b) Power	(460.76)	2,824.51	(484.43)	2,363.75	2,943.58	12,221.02
	c) Chemicals / Ethanol	6,244.45	6,077.14	3,982.06	12,321.59	7,738.11	19,982.25
	d) Others	(92.54)	54.36	(13.49)	(38.18)	33.43	154.04
	Total	6,262.86	9,808.52	6,912.42	16,071.38	17,665.90	44,419.33
	Less : Finance costs	1,778.08	2,599.08	2,093.82	4,377.16	4,692.29	7,966.52
	Less : Other unallocable expenses net off unallocable income	899.30	1,036.49	1,000.61	1,935.79	1,910.74	5,949.59
	Net Profit / (Loss) before Tax	3,585.48	6,172.95	3,817.99	9,758.43	11,062.87	30,503.22
3	Segment Assets						
	a) Sugar	1,56,149.70	2,17,833.00	1,89,224.71	1,56,149.70	1,89,224.71	2,35,201.81
	b) Power	56,753.91	63,783.75	63,922.06	56,753.91	63,922.06	62,691.75
	c) Chemicals / Ethanol	43,381.26	45,744.31	38,296.54	43,381.26	38,296.54	44,149.62
	d) Others	387.16	369.45	335.94	387.16	335.94	347.37
	e) Unallocable	6,556.97	4,872.83	5,990.75	6,556.97	5,990.75	4,662.45
	Total	2,63,229.00	3,32,603.34	2,97,770.00	2,63,229.00	2,97,770.00	3,47,053.00
4	Segment Liabilities						
	a) Sugar	14,660.98	40,339.96	55,257.92	14,660.98	55,257.92	63,376.89
	b) Power	1,847.93	1,134.80	1,395.42	1,847.93	1,395.42	943.14
	c) Chemicals / Ethanol	6,794.52	6,399.65	3,304.44	6,794.52	3,304.44	3,847.37
	d) Others	5.26	4.04	3.76	5.26	3.76	7.32
	e) Unallocable	76,137.31	1,23,700.72	91,285.46	76,137.31	91,285.46	1,22,589.28
	Total	99,446.00	1,71,579.17	1,51,247.00	99,446.00	1,51,247.00	1,90,764.00



(Handwritten signature)

Statement of Assets and Liabilities

(₹ in Lacs)

Particulars	As at	As at
	30.09.2021 (Unaudited)	31.03.2021 (Audited)
1 ASSETS		
(A) Non - current assets		
(a) Property, plant and equipment	1,56,313	1,59,189
(b) Right-of-use-assets	1,568	1,809
(c) Capital work - in - progress	13,124	2,124
(d) Other intangible assets	228	248
(e) Biological assets	#	#
(f) Financial assets		
(i) Investments	1,689	1,329
(ii) Loans	-	-
(iii) Other Financial assets	262	290
(g) Deferred tax assets (Net)	-	-
(h) Other non - current assets	2,492	2,425
Sub total (Non current assets)	1,75,676	1,67,414
(B) Current assets		
(a) Inventories	69,091	1,29,255
(b) Biological assets	171	104
(c) Financial assets		
(i) Trade receivable	10,721	30,747
(ii) Cash and cash equivalents	367	5,912
(iii) Bank balances other than (ii) above	1,171	775
(iv) Loans	230	230
(v) Others financial assets	184	483
(d) Other current assets	5,618	12,133
Sub total (Current assets)	87,553	1,79,639
(e) Assets classified as held for sale	-	-
Total assets	2,63,229	3,47,053
2 EQUITY AND LIABILITIES		
(A) Equity		
(a) Equity share capital	6,645	6,645
(b) Other equity	1,57,138	1,49,644
Sub total (Equity)	1,63,783	1,56,289
Liabilities		
(B) Non-current liabilities		
(a) Financial liabilities		
(i) Borrowings	30,206	32,004
(ii) Lease liabilities	921	1,107
(b) Other non - current liabilities	487	921
(c) Provisions	3,449	3,280
(d) Deferred tax liabilities (net)	3,943	3,120
Sub total (Non-current liabilities)	39,006	40,432
(C) Current liabilities		
(a) Financial liabilities		
(i) Borrowings	38,477	82,163
(ii) Trade payables		
(A) total outstanding due of micro enterprises and small enterprises; and	1,147	464
(B) total outstanding due of creditors other than micro enterprises and small enterprises	10,035	58,921
(iii) Lease liabilities	504	504
(iv) Other financial liabilities	4,509	4,443
(b) Other current liabilities	4,082	2,468
(c) Provisions	1,221	904
(d) Current tax liabilities (net)	465	465
Sub total (Current liabilities)	60,440	1,50,332
Total Equity & Liabilities	2,63,229	3,47,053





Standalone Statement of Cash Flow		(₹ in Lacs)	
Particulars	Six Months Ended		
	September 30, 2021	September 30, 2020	
	Unaudited	Unaudited	
A Cash flow from operating activities			
Net Profit before tax	9,758	11,063	
Adjustments for :-			
Depreciation /amortization expense	3,556	3,561	
Finance cost	4,377	4,692	
Transfer to storage fund for molasses	25	25	
Deferred government grant	(191)	(19)	
Finance income	(139)	(32)	
Foreign exchange fluctuation	-	(314)	
Provision for employee benefits	479	451	
Fair value gain on re-measurement of biological assets through profit or loss	(95)	(105)	
Liabilities/ Provisions no longer required written back	(11)	(99)	
Bad-debts written off	341	14	
Provision for doubtful debts	-	25	
Operating profit before working capital changes	18,100	19,262	
Adjustments for Working Capital changes :-			
Trade receivables	19,685	8,344	
Other financial assets	516	296	
Other assets	(674)	(1,351)	
Government grants	7,230	(8,710)	
Inventories	60,164	87,237	
Trade and other financial liabilities	(48,322)	(7,319)	
Provisions and other liabilities	1,550	727	
Cash generated from operations	58,249	98,486	
Direct taxes paid (Net of refunds)	1,977	(723)	
Net cash generated from operating activities	56,272	97,763	
B Cash flows from Investing activities			
Purchase of property, plant and equipment (Net)	(11,169)	(3,472)	
Loan to subsidiaries	-	(60)	
Interest received	(15)	97	
Purchase/maturity of fixed deposits (Net)	(400)	(61)	
Net cash flow from/(used in) investing activities	(11,584)	(3,496)	
C Cash flows from Financing activities			
Proceeds/(repayments) from /of long term borrowings	(17,170)	(8,280)	
Payment of Lease Liabilities	(121)	(252)	
Interest paid on Lease Liabilities	(65)	-	
Receipt of long term borrowing	3,911	-	
Proceeds/(repayments) from /of short term borrowings	(32,591)	(80,113)	
Dividend including dividend distribution tax	-	(6)	
Finance cost	(4,197)	(5,671)	
Net cash flow from/(used in) financing activities	(50,233)	(94,322)	
Net increase in cash and cash equivalents (A+B+C)	(5,545)	(55)	
Opening cash & cash equivalents	5,912	269	
Closing cash and cash equivalents	367	214	



Notes

- 1 The management has considered the possible impact of COVID-19 in preparation of the above financial results of the quarter, including internal and external factors known upto the date of approval of these results, to assess and finalise the carrying amount of its assets and liabilities. Accordingly as on date, no material impact is anticipated in the aforesaid carrying amounts. However, the impact of COVID-19 may be different from that estimated as at the date of approval of these financial statements and the Company will continue to closely monitor any material changes in future economic conditions.
- 2 These results have been prepared in accordance with the Indian Accounting Standard (referred to as "Ind AS") 34 Interim Financial Reporting prescribed under Section 133 of the Companies Act, 2013 read with Companies (Indian Accounting Standards) Rules as amended from time to time. The above standalone financial results were reviewed by the Audit Committee and approved by the Board of Directors in their respective meetings held on 10th November, 2021. The statutory auditors have carried out a limited review of these financial results.
- 3 The Board of Directors of the Company in its meeting held on 07th June 2021 approved a Scheme of Arrangement for demerger of business of Asmoli Unit, Mansurpur Unit and Meeraganj Unit into Dhampur Bio Organics Limited, the resulting company, which shall be listed on both the stock exchanges with a mirror shareholding. The Company has filed requisite application with National Company Law Tribunal, Allahabad Bench. Pending such approval and other compliances, the financial results of the company have been prepared without giving impact of the demerger scheme.
- 4 Sugar being a seasonal industry, the performance of the quarter may not be representative of the annual performance of the Company.
- 5 The Schedule III to the Companies Act 2013 vide notification dated 24th March 2021 issued by Ministry of Corporate Affairs (MCA) has been amended with effect from 1st April 2021 and these results have been presented giving effect to the said amendments. Accordingly, comparative figures of the previous year/periods have been regrouped wherever applicable to make them comparable with those of the current periods' figures.

For Dhampur Sugar Mills Limited

V. K. Goel
Chairman

Place : New Delhi

Dated : 10th November , 2021

This is the statement referred to in our review report of even date
For T R Chadha & Co LLP For Atul Garg & Associates
Firm Registration No. 006711N/N500028 Firm Registration No. 001544C



(Neena Goel)
Partner
M.No.057986
Chartered Accountants
Place : New Delhi



(Fiza Gupta)
Partner
M.No. 429196
Chartered Accountants
Place : Kanpur

Dated : 10th November , 2021