



DILIP BUILDCON LIMITED
INFRASTRUCTURE & BEYOND

May 28, 2021

To
BSE Limited
Listing Department
P.J Tower, Dalal Street
Mumbai – 400001

To
National Stock Exchange of India Ltd.
Exchange Plaza, C-1, Block G
Bandra Kurla Complex,
Bandra (E), Mumbai – 400051

Stock Symbol -540047

Stock Symbol –DBL

Scrip code of Listed NCD: 959525/959643/960012/960013/960014/960015/960016/960017/960018

Sub: - Statement of audited INDAS Standalone and Consolidated Financial Results along with Press release for the quarter and year ended March 31, 2021 along with Auditor's Report thereon and declaration as per regulation 33 (3) (d) of SEBI (Listing Obligations and Disclosure Requirements) Regulations, 2015

Dear Sir/Madam,

Pursuant to Regulation 33 and other related regulations of SEBI (Listing Obligations and Disclosure Requirements) Regulations, 2015, as amended from time to time, we hereby inform to the exchange that the Board of Directors of the Company at its meeting held on Friday, May 28, 2021 has inter alia, approved the Statement of Audited IndAS Standalone and Consolidated Financial Statements of the Company for the quarter and financial year ended on March 31, 2021 along with the Auditor's Report.

Further, also find enclose herewith the Audited IndAS Standalone and Consolidated Financial Statements for the quarter and financial year ended on March 31, 2021 along with the copy of Auditor Reports signed by Joint Statutory Auditors i.e. M/s Mukund M. Chitale & Co., Chartered Accountants, Mumbai (ICAI Firm Registration No.106655W) and M/s MSG & Associates, Chartered Accountants, Bhopal (ICAI Firm Registration No.010254C), as per Regulations 33 (3) (d) of SEBI (Listing Obligations and Disclosure Requirements) Regulations, 2015, a declaration confirming that the Auditors Reports received along with unmodified opinion duly signed by the Chief Financial officer of the Company and press release for the quarter and year ended March 31, 2021.

Further inform you that the said information will be available on the website of the Company: www.dilipbuildcon.com

Further, the Board has recommended the dividend of Rs.1/- (Rupee One) per equity shares (i.e. 10 %) face value of Rs. 10/- each for the financial year 2020-21. The dividend, if approved by the members at the ensuing Annual General Meeting, be paid within the period of 30 days from the date of declaration at the Annual general Meeting.

The Board meeting commenced at 01.30 PM and concluded at *4:00 P.M.*

We hereby request you to take the above said item on your record.

With Regards,
Sincerely yours,

For, Dilip Buildcon Limited


Abhishek Singh
Company Secretary
A-19703



ISO 9001:2015

CIN No. L45201MP2006PLC018689

Regd. Office :

Plot No. 5, Inside Govind Narayan Singh Gate,
Chuna Bhatti, Kolar Road, Bhopal - 462 016 (M.P.)

Ph. : 0755-4029999, Fax : 0755-4029998

E-mail : db@dilipbuildcon.co.in, Website : www.dilipbuildcon.com



DILIP BUILDCON LIMITED
INFRASTRUCTURE & BEYOND

Date: - May 28, 2021

To
BSE Limited
Listing Department
P.J Tower, Dalal Street
Mumbai - 400001

Stock Symbol -540047

To
National Stock Exchange of India Ltd.
Exchange Plaza, C-1, Block G
Bandra Kurla Complex,
Bandra (E), Mumbai - 400051

Stock Symbol -DBL

Subject: Declaration for the Audit Report with Un-modified opinion on Annual Audited IndAS Financial Statements for the financial year ended March 31, 2021.

Dear Sir,

This is with reference to the regulations 33(3)(d) of the SEBI (Listing Obligations and Disclosure Requirements) Regulations, 2015, as amended thereof from time to time. With respect to the same, we hereby declare that the Joint statutory auditors of our Company, M/s Mukund M. Chitale & Co., Chartered Accountants, Mumbai (ICAI Firm Registration No.106655W) and M/s MSG & ASSOCIATES, Chartered Accountant, Chartered Accountants, Bhopal (ICAI Firm Registration: 010254C) has issued the Audit Report with unmodified opinion on the Annual Audited IndAS Financial statements (Standalone & Consolidated) of the Company for the financial year ended March 31, 2021.

You are kindly requested to take the said declaration on record and oblige.

With regards

Sincerely Yours,

For Dilip Buildcon Limited

Radhey Shyam Garg
Chief Financial Officer



ISO 9001:2015
CIN No. L45201MP2006PLC018689

Regd. Office :

Plot No. 5, Inside Govind Narayan Singh Gate,
Chuna Bhatti, Kolar Road, Bhopal - 462 016 (M.P.)

Ph. : 0755-4029999, Fax : 0755-4029998

E-mail : db@dilipbuildcon.co.in, Website : www.dilipbuildcon.com

Mukund M. Chitale & Co.
Chartered Accountants
2nd Floor, Kapur House,
Paranjape B Scheme Road No. 1
Vile Parle (E), Mumbai 400 057

MSG & Associates
Chartered Accountants
MIG-1/5, 1st Floor, Amber Complex
Zone-II, M.P.Nagar
Bhopal 462 011

Independent Auditor's Report on audited Standalone Quarterly Financial Results and Year to Date Standalone Financial Results of Dilip Buildcon Limited Pursuant to the Regulation 33 of the SEBI (Listing Obligations and Disclosure Requirements) Regulations, 2015

To
The Board of Directors of
Dilip Buildcon Limited,

Report on the audit of the Standalone Financial Results

Opinion

1. We have audited the accompanying Statement of quarterly and year to date Standalone financial results of Dilip Buildcon Limited (the 'Company') for the quarter and year ended March 31, 2021, attached herewith, being submitted by the Company pursuant to the requirement of Regulation 33 of the SEBI (Listing Obligations and Disclosure Requirements) Regulations, 2015, as amended ("Listing Regulations").

In our opinion and to the best of our information and according to the explanations given to us, these standalone financial results:

- i) are presented in accordance with the requirements of Regulation 33 of the Listing Regulations in this regard; and
- ii) gives a true and fair view in conformity with the recognition and measurement principles laid down in the applicable accounting standards prescribed under section 133 of the Companies Act, 2013 (the 'Act') and other accounting principles generally accepted in India of the net profit including other comprehensive income and other financial information for the quarter and year ended March 31, 2021.

Basis of Opinion

2. We conducted our audit of the standalone financial results in accordance with the Standards on Auditing specified under Section 143(10) of the Companies Act, 2013 ("the Act)". Our responsibilities under those Standards are further described in the 'Auditor's Responsibilities for the Audit of the standalone financial results' section of our report. We are Independent of the Company in accordance with the Code of Ethics issued by the Institute of Chartered Accountants of India together with the ethical requirements that are relevant to our audit of the standalone financial results under the provisions of the Companies Act, 2013 ("the Act") and the Rules thereunder, and we have fulfilled our other ethical responsibilities in accordance with these requirements and the Code of Ethics. We believe that the audit evidence we have obtained is sufficient and appropriate to provide a basis for our opinion.

Emphasis of Matter

- 3 We draw your attention to Note 10 of the standalone financial results, as regards the management's assessment of the financial impact due to restrictions and conditions related to Covid-19 pandemic situation. Our opinion is not modified in respect of this matter.

Management's responsibility for the standalone financial results

4. These quarterly financial results as well as the year to date standalone financial results have been prepared on the basis of the audited standalone annual financial statements. The

Mukund M. Chitale & Co.
Chartered Accountants
2nd Floor, Kapur House,
Paranjape B Scheme Road No. 1
Vile Parle (E), Mumbai 400 057

MSG & Associates
Chartered Accountants
MIG-1/5, 1st Floor, Amber Complex
Zone-II, M.P.Nagar
Bhopal 462 011

Company's Board of Directors is responsible for the preparation of these standalone financial results that give a true and fair view of the net profit including other comprehensive income of the Company and other financial information in accordance with the applicable accounting standards prescribed under Section 133 of the Act read with the rules issued thereunder and other accounting principles generally accepted in India and in compliance with the Listing Regulations. This responsibility also includes maintenance of adequate accounting records in accordance with the provisions of the Act for safeguarding of the assets of the Company and for preventing and detecting frauds and other irregularities; selection and application of appropriate accounting policies; making judgments and estimates that are reasonable and prudent; and design, implementation and maintenance of adequate internal financial controls, that were operating effectively for ensuring the accuracy and completeness of the accounting records, relevant to the preparation and presentation of the standalone financial results that give a true and fair view and are free from material misstatement, whether due to fraud or error.

In preparing the standalone financial results, the Board of Directors are responsible for assessing the Company's ability to continue as a going concern, disclosing, as applicable, matters related to going concern and using the going concern basis of accounting unless the Board of Directors either intends to liquidate the Company or to cease operations, or has no realistic alternative but to do so.

The Board of Directors are also responsible for overseeing the Company's financial reporting process.

Auditor's Responsibilities for the Audit of the standalone Ind AS Financial Statements

5. Our objectives are to obtain reasonable assurance about whether the standalone financial results as a whole are free from material misstatement, whether due to fraud or error, and to issue an auditor's report that includes our opinion. Reasonable assurance is a high level of assurance but is not a guarantee that an audit conducted in accordance with Standards on auditing will always detect a material misstatement when it exists. Misstatements can arise from fraud or error and are considered material if, individually or in the aggregate, they could reasonably be expected to influence the economic decisions of users taken on the basis of these standalone financial results.

As part of an audit in accordance with Standards on auditing, we exercise professional judgment and maintain professional skepticism throughout the audit. We also:

- i) Identify and assess the risks of material misstatement of the standalone financial results, whether due to fraud or error, design and perform audit procedures responsive to those risks, and obtain audit evidence that is sufficient and appropriate to provide a basis for our opinion. The risk of not detecting a material misstatement resulting from fraud is higher than for one resulting from error, as fraud may involve collusion, forgery, intentional omissions, misrepresentations, or the override of internal control.
- ii) Obtain an understanding of internal financial controls relevant to the audit in order to design audit procedures that are appropriate in the circumstances. Under section 143(3)(i) of the Act, we are also responsible for expressing our opinion on whether the Company has adequate internal financial controls system in place and the operating effectiveness of such controls.

Mukund M. Chitale & Co.
Chartered Accountants
2nd Floor, Kapur House,
Paranjape B Scheme Road No. 1
Vile Parle (E), Mumbai 400 057

MSG & Associates
Chartered Accountants
MIG-1/5, 1st Floor, Amber Complex
Zone-II, M.P.Nagar
Bhopal 462 011

iii) Evaluate the appropriateness of accounting policies used and the reasonableness of accounting estimates and related disclosures made by the Board of Directors.

iv) Conclude on the appropriateness of the Board of Director's use of the going concern basis of accounting and, based on the audit evidence obtained, whether a material uncertainty exists related to events or conditions that may cast significant doubt on the Company's ability to continue as a going concern. If we conclude that a material uncertainty exists, we are required to draw attention in our auditor's report to the related disclosures in the standalone financial results or, if such disclosures are inadequate, to modify our opinion. Our conclusions are based on the audit evidence obtained up to the date of our auditor's report. However, future events or conditions may cause the Company to cease to continue as a going concern.

v) Evaluate the overall presentation, structure and content of the standalone financial results, including the disclosures, and whether the standalone financial results represent the underlying transactions and events in a manner that achieves fair presentation.

We communicate with those charged with governance regarding, among other matters, the planned scope and timing of the audit and significant audit findings, including any significant deficiencies in internal control that we identify during our audit.

We also provide those charged with governance with a statement that we have complied with relevant ethical requirements regarding independence, and to communicate with them all relationships and other matters that may reasonably be thought to bear on our independence, and where applicable, related safeguards.

Other Matters

6. The standalone financial results include the results for the quarter ended March 31, 2021 being the balancing figure between the audited figures in respect of the full financial year ended March 31, 2021 and the published unaudited year-to-date figures up to the third quarter of the current financial year ended March 31, 2021, which were subjected to limited review by us, as required under the Listing Regulations.

For Mukund M. Chitale & Co.
Chartered Accountants
Firm Registration No. 106655W

Chitale Saurabh
Mukund

(S.M. Chitale)
Partner
M. No. 111383

UDIN: 21111383AAAAHM4826

Place: Mumbai
Date: 28.05.2021

For MSG & Associates.
Chartered Accountants
Firm Registration No. 010254C

Geeta
Rajani

(Geeta Rajani)
Partner
M. No. 076889

UDIN: 21076889AAAACE1547

Place: Bhopal
Date: 28.05.2021

Dilip Buildcon Limited

Registered Office : Plot No. 5 Inside Govind Narayan Singh Gate, Chuna Bhatti, Kolar Road , Bhopal-462016, Madhya Pradesh

CIN: L45201MP2006PLC018689

Statement of Standalone Financial Results

(Rs. in lakhs)						
Sr. No	Particulars	Standalone				
		Quarter ended		Year ended		
		31-Mar-21	31-Dec-20	31-Mar-20	31-Mar-21	31-Mar-20
		Audited	Unaudited	Audited	Audited	Audited
I	Revenue from Operations	292,496.93	246,672.13	249,970.41	920,891.68	898,381.59
II	Other Income	496.82	621.35	958.20	2,907.96	3,128.96
III	Total Income (I + II)	292,993.75	247,293.48	250,928.61	923,799.64	901,510.55
IV	Expenses					
	(a) Cost of Materials consumed and Operating Expenses	235,852.56	195,529.78	202,913.33	729,819.87	689,561.29
	(b) Changes in inventories of finished goods and Work-in-progress	(4,820.93)	(86.87)	(2,618.58)	(1,831.56)	11,754.66
	(c) Employee benefits expense	4,328.48	5,231.67	4,994.90	19,251.53	19,577.89
	(d) Finance Cost	15,003.44	14,490.15	14,746.84	58,618.53	61,268.47
	(e) Depreciation and amortisation expense	9,610.41	9,998.78	10,588.38	40,713.64	42,412.12
	(f) Other expenses	11,517.09	5,330.69	3,414.93	26,750.51	20,285.32
	Total Expenses (IV)	271,491.05	230,494.20	234,039.80	873,322.52	844,859.75
V	Profit before exceptional items and tax (III-IV)	21,502.70	16,799.28	16,888.81	50,477.12	56,650.80
VI	Exceptional Items	-	-	497.70	-	893.40
VII	Profit before tax (V+VI)	21,502.70	16,799.28	17,386.51	50,477.12	57,544.20
VIII	Tax expense:					
	(a) Current Tax	8,004.03	6,002.55	5,963.24	20,473.24	18,133.21
	(b) Deferred Tax	770.80	(308.40)	(302.26)	(1,925.42)	(3,301.53)
	(c) Income Tax for earlier years	-	-	215.01	-	215.01
IX	Profit for the year (VII-VIII)	12,727.87	11,105.13	11,510.52	31,929.30	42,497.51
X	Other Comprehensive Income					
	Items that will not be reclassified to profit or loss (Net of taxes)	568.13	(0.23)	104.64	559.32	173.43
XI	Total Comprehensive income after tax (IX+X)	13,296.00	11,104.90	11,615.16	32,488.62	42,670.94
XII	Paid up share capital (Equity share of Rs. 10 each)	13,676.98	13,676.98	13,676.98	13,676.98	13,676.98
XIII	Other Equity				378,043.05	346,922.11
XIV	Earnings Per Share (for continuing operations)					
	(a) Basic	9.31	8.12	8.42	23.35	31.07
	(b) Diluted	9.31	8.12	8.42	23.35	31.07



Dilip Buildcon Limited


Registered Office : Plot No. 5 Inside Govind Narayan Singh Gate, Chuna Bhatti, Kolar Road , Bhopal-462016, Madhya Pradesh
CIN: L45201MP2006PLC018689

- 1 The above standalone financial results have been reviewed by the Audit Committee and approved by the Board of Directors at their respective meetings held on 27 May 2021 and 28 May 2021 respectively.
- 2 Figures for the quarter ended 31 March 2021 and quarter ended 31 March 2020 are the balancing figures between audited figures in respect of full financial year and the limited review figures up to the third quarter ending on 31 December 2020 and third quarter ending 31 December 2019 respectively.
- 3 Statement of assets and liabilities as per regulation 33(3)(f) of the SEBI (Listing Obligations and Disclosure Requirements) Regulations, 2015 as amended:

Particulars	(Rs. in lakhs)	
	As at	As at
	31-Mar-21	31-Mar-20
	Audited	Audited
ASSETS		
Non-current assets		
(a) Property, plant and equipment	189,535.08	200,104.88
(b) Capital work in progress	12.00	430.16
(c) Other Intangible assets	1,959.63	2,650.49
(d) Financial assets		
(i) Investments	104,468.54	114,443.81
(ii) Other	30,594.81	35,001.18
(e) Deferred tax assets (net)	3,586.48	1,961.50
(f) Other non-current asset	43,617.11	56,121.31
Total non-current assets	373,773.65	410,713.33
Current assets		
(a) Inventories	302,938.80	263,086.25
(b) Financial assets		
(i) Trade receivables	110,471.35	123,973.91
(ii) Cash and cash equivalent	29,220.75	32,191.50
(iii) Loans	77,111.45	58,797.30
(iv) Others financial assets	58,735.92	54,506.42
(c) Current tax asset (net)	19,080.52	14,286.59
(d) Other current assets	126,011.97	144,646.58
Total Current Assets	723,570.76	691,488.55
Non-current assets held for sale	25,199.12	15,513.86
TOTAL ASSETS	1,122,543.53	1,117,715.74




Particulars	(Rs. in lakhs)	
	As at	As at
	31-Mar-21	31-Mar-20
	Audited	Audited
EQUITY AND LIABILITIES		
Equity		
(a) Equity share capital	13,676.98	13,676.98
(b) Other equity	378,043.05	346,922.11
Total equity	391,720.03	360,599.09
Liabilities		
Non-current liabilities		
(a) Financial liabilities		
(i) Borrowings	61,733.48	77,272.34
(ii) Other financial liabilities	2,140.48	-
(b) Provisions	8,067.81	9,567.25
(c) Other non-current liabilities	60,395.43	96,965.83
Total Non current liabilities	132,337.20	183,805.42
Current liabilities		
(a) Financial liabilities		
(i) Borrowings	212,477.03	196,221.48
(ii) Trade payable		
(a) total outstanding dues of micro enterprises and small enterprises;	3,048.88	4,407.74
(b) total outstanding dues of creditors other than micro enterprises and small enterprises;	203,251.25	159,479.56
(iii) Other current financial liabilities	88,179.08	72,810.29
(b) Other current liabilities	64,742.46	123,307.01
(c) Provisions	1,588.48	1,571.29
Total current liabilities	573,287.18	557,797.37
Liabilities in respect of non current assets classified as held for sale	25,199.12	15,513.86
Total liabilities	730,823.50	757,116.65
TOTAL EQUITY AND LIABILITIES	1,122,543.53	1,117,715.74




4 Statement of Cash Flows as per regulation 33(3)(f) of the SEBI (Listing Obligations and Disclosure Requirements) Regulations, 2015 as amended:

(Rs. in lakhs)		
Particulars	For the year ended 31.03.2021	For the year ended 31.03.2020
	Audited	Audited
A. CASH FLOW FROM OPERATING ACTIVITIES		
Net Profit before Tax as per Statement of Profit and Loss	50,477.12	57,544.20
<u>Adjustments for:</u>		
Depreciation	40,713.64	42,412.12
Interest income	(2,850.27)	(3,091.17)
Finance Income due to Unwinding of security deposit	-	(37.80)
(Profit)/Loss on Sale of Fixed Assets	471.84	109.71
Interest Expense	58,618.53	61,268.47
Provision for Doubtful Debts	1,500.00	3,500.00
Remeasurements gains /(losses) on post-employment benefits	859.76	266.59
Exceptional items - (Profit)/Loss on Sale of Subsidiary companies	-	(893.40)
Operating Profit Before Working Capital changes	149,790.62	161,078.72
<u>Working Capital Changes:</u>		
(Increase)/Decrease in Current and Non-current Assets	(26,154.03)	30,841.13
Increase/(Decrease) in Current and Non-current Liabilities	(38,292.98)	11,440.16
Increase/(Decrease) in Provisions	(1,482.24)	1,432.52
Cash generated from operations	83,861.37	204,792.53
Income tax paid	(13,961.58)	(19,500.50)
NET CASH GENERATED FROM OPERATING ACTIVITIES (TOTAL A)	69,899.79	185,292.03
B. CASH FLOW FROM INVESTMENT ACTIVITIES:		
Purchase of Fixed Assets	(32,742.36)	(30,858.68)
Sale of Fixed Assets	2,817.54	220.61
Expenditure on Capital work in progress	418.16	(430.16)
Purchase of Investments	(13,052.57)	(70,038.92)
Sale of Investments	13,342.57	20,928.36
Interest Received	2,850.27	3,091.17
NET CASH USED IN INVESTING ACTIVITIES (TOTAL B)	(26,366.39)	(77,087.62)
C. CASH FLOW FROM FINANCING ACTIVITIES:		
(Repayment) / Proceeds of / from Long Term Borrowings (net)	(15,538.86)	(37,324.84)
(Repayment) / Proceeds of / from Short Term Borrowings (net)	16,255.56	(9,303.18)
(Repayment) / Proceeds of / from Current Maturities of Long Term Borrowings (net)	12,765.38	14,615.07
Interest paid	(58,618.53)	(61,268.47)
Finance Income due to Unwinding of security deposit	-	37.80
Dividend Paid	(1,367.70)	(1,648.83)
NET CASH USED IN FINANCING ACTIVITIES: (TOTAL C)	(46,504.15)	(94,892.45)
Net Increase/(Decrease) of Cash & Cash Equivalents (A+B+C)	(2,970.75)	13,311.96
Add: Cash & Cash Equivalents at the beginning of the year	32,191.50	18,879.54
Cash & Cash Equivalents at the end of the period	29,220.75	32,191.50



- 5 a The company had signed indicative Term sheet with a party on 24 August, 2017 for divestment of its entire stake in respect of 24 subsidiaries. The Share acquisition cum shareholders agreement in respect of these 24 subsidiaries was entered into in March 2018.
- 5 b During the quarter ended 31 March 2021, the Company has sold 70% shares in respect of one subsidiary, 74% shares in respect of two subsidiaries and 49% shares in respect of another subsidiary. The company has earned Rs. Nil profit on all these transactions.
- During the quarter ended 31 December 2020, the Company has sold 49% shares in respect of one subsidiary and 0.10% shares (in addition to 99.90% shares sold during the earlier periods) in respect of another company. The company has earned Rs. Nil profit on all these transactions.
- During the quarter ended 30 September 2020, the Company has sold 30% shares (in addition to 70% shares sold during the quarter ended 30 June 2020) in respect of one associate and 51.00% shares (in addition to 48.90% shares sold during the earlier years) in respect of another subsidiary. The company has earned Rs. Nil profit on all these transactions.
- During the quarter ended 30 June 2020, the Company has sold 49% shares in respect of one subsidiary and 70.00% shares in respect of another subsidiary. The company has earned Rs. Nil profit on all these transactions.
- During the earlier periods, the Company has transferred 100% shareholding in respect of 10 subsidiaries, 49% in respect of 3 subsidiaries, 48.90% shares in respect of one subsidiary and 74% in respect of 1 subsidiary and the resulting profit / loss on the sale has been reflected in the respective years.
- The balance shareholding will be transferred on fulfillment of the conditions as specified in the Share acquisition cum shareholders agreement.
- 6 a The Company has entered into Shareholder and Share Purchase agreement with Cube Highways and Infrastructure III PTE Limited (Cube Highways) on 31 August 2019 to sell its entire shareholding in five subsidiaries having projects under construction (as per Hybrid Annuity Mode ('HAM') Projects) for total expected consideration of Rs. 640 crores in a phased manner subject to shareholding transfer restrictions set out in concession agreement executed between National Highways Authority of India and respective subsidiaries and subject to various regulatory and lender approvals.
- 6 b The transaction will be completed in two stages, with the first stage to be completed after the Commercial Operation Date (the "COD") and the second stage to be completed after expiry of mandatory lock-in period as per the Concession Agreement. Total consideration as stated above, may undergo some changes as per agreed terms on account of prevailing Bank Rate, rate of interest charged by lenders of respective Project, inflation etc. on the date of COD.
- 6 c Since the agreement with Cube Highways are subject to regulatory approvals, lender consent and other applicable approvals, no impact of this proposed transfer has been given effect to in these results.
- 7 During the quarter ended 31 March 2021, the company has redeemed 8.90% interest bearing Series- VI: 450 NCDs of Rs. 10,00,000 each, aggregating to Rs. 4,500 lakhs and 8.67% interest bearing 300 NCDs of Rs. 10,00,000 each, aggregating to Rs. 3,000 lakhs.
- 8 The company is in the Business of Construction and Engineering Contracts and the business of Construction and Development of Real Estate is at a nascent stage and no actual operations have commenced.
- 9 The Board of Directors of the Company has recommended the dividend of Rs. 1/- (10%) per fully paid up Equity share of Rs. 10 each for the financial year 2020-21, subject to approval of the shareholders at the ensuing Annual General Meeting of the Company.
- 10 The Company has considered the possible effects that may result from COVID-19 in the preparation of these financial results including the recoverability of carrying amounts of financial and non-financial assets. In developing the assumptions relating to the possible future uncertainties in the global economic conditions because of COVID-19, the Company has, at the date of approval of the financial results, used internal and external sources of information and expects that the carrying amount of the assets will be recovered. The result for the quarter and the year ended are, to that extent, not comparable with those for the previous periods.
- 11 During the month of April 2021, the Company has issued 94,45,203 fully paid up equity shares equivalent to 6.91% of the existing paid up equity capital of the Company to Qualified Institutional Buyers in accordance with SEBI (Issue of Capital and Disclosure Requirements) Regulations, 2018. These shares were issued at an issue price of Rs. 540 per share for an aggregate consideration of Rs. 51,004.10 lakhs. The Company will use the proceeds in due course in accordance with the objects stated in the Placement Document.



12 Additional Disclosures as per Regulation 52(4) of SEBI (Listing Obligations and Disclosure Requirements) Regulations 2015


Sr. No.	Particulars	As at 31 March 2021		As at 31 March 2020	
A	Outstanding Non convertible Debentures (NCDs) (Rs. in lakhs)				
	i) 8.90% 3300 NCDs of Rs.10 Lacs each (issued on 28 December 2017) (P.Y. - 8.90% 5100 NCDs of Rs.10 Lacs each)	33,000.00		51,000.00	
	ii) 8.75% 1000 NCDs of Rs.10 Lacs each (issued on 29 May 2020) (P.Y. - Nil)	10,000.00		Nil	
	iii) 8.67% 2000 NCDs of Rs.10 Lacs each (issued on 29 June 2020) (P.Y. - Nil)	17,000.00		Nil	
B	Debt Equity Ratio	0.87		0.90	
C	i) Previous due date for payment of Interest of NCDs (falling due in last one year period)	Interest (Rs. in lakhs)	Due Date	Interest (Rs. in lakhs)	Due Date
	a) 8.90% NCDs (issued on 28 December 2017)	2,275.72	28.06.2020	2,662.68	28.06.2019
		100.95	28.09.2020	2,677.32	28.12.2019
		1,874.12	28.12.2020	99.85	28.03.2020
		98.75	28.03.2021		
	b) 8.75% NCDs (issued on 29 May 2020)	-	-	Not Applicable	Not Applicable
	c) 8.67% NCDs (issued on 29 June 2020)	1,016.65	29.01.2021	Not Applicable	Not Applicable
	ii) whether interest has been paid in due dates	Yes		Yes	
D	i) Previous due date for the repayment of principals of NCDs (falling due in last one year period)	Principal (Rs. in lakhs)	Due Date	Principal (Rs. in lakhs)	Due Date
	a) 8.90% NCDs (issued on 28 December 2017)	4,500.00	28.06.2020	4,500.00	28.12.2019
		4,500.00	28.09.2020	4,500.00	28.03.2020
		4,500.00	28.12.2020		
		4,500.00	28.03.2021		
	b) 8.75% NCDs (issued on 29 May 2020)	-	-	Not Applicable	Not Applicable
	c) 8.67% NCDs (issued on 29 June 2020)	3,000.00	29.01.2021	Not Applicable	Not Applicable
	ii) whether principal has been paid in due dates	Yes		Yes	
E	Next due date and amount for the payment of interest on NCDs (falling due within next one year period)	Interest (Rs. in lakhs)	Due Date	Interest (Rs. in lakhs)	Due Date
	i) 8.90% NCDs (issued on 28 December 2017)	1,464.48	28.06.2021	2,275.72	28.06.2020
		100.95	28.09.2021	100.95	28.09.2020
		1,070.93	28.12.2021	1,874.12	28.12.2020
		98.75	28.03.2022	98.75	28.03.2021
	ii) 8.75% NCDs (issued on 29 May 2020)	875.00	29.05.2021	Not Applicable	Not Applicable
	iii) 8.67% NCDs (issued on 29 June 2020)	730.89	29.07.2021	Not Applicable	Not Applicable
		611.89	29.01.2022		
F	Next due date and amount for the repayment of principal on NCDs (falling due within next one year period)	Principal (Rs. in lakhs)	Due Date	Principal (Rs. in lakhs)	Due Date
	i) 8.90% NCDs (issued on 28 December 2017)	4,500.00	28.06.2021	4,500.00	28.06.2020
		4,500.00	28.09.2021	4,500.00	28.09.2020
		4,500.00	28.12.2021	4,500.00	28.12.2020
		4,500.00	28.03.2022	4,500.00	28.03.2021
	ii) 8.75% NCDs (issued on 29 May 2020)	-	-	Not Applicable	Not Applicable
	iii) 8.67% NCDs (issued on 29 June 2020)	3,000.00	29.07.2021	Not Applicable	Not Applicable
		3,000.00	29.01.2022		
G	Debt service coverage ratio (DSCR)	0.99		1.14	
	Principal repayments during the year (Rs. in lakhs)	51,198.77		42,434.21	
H	Interest service coverage ratio (ISCR)	1.86		1.92	
I	Debenture Redemption Reserve (Rs. in lakhs)	15,000.00		15,000.00	
J	Net Worth (Rs. in lakhs)	391,720.03		360,599.09	
K	Total Borrowings (Rs. in lakhs)	339,103.96		325,621.88	
L	The NCDs issued by the Company are rated and details are as under:				
	i) 8.90% NCDs (issued on 28 December 2017) - CRISIL A/Stable				
	ii) 8.75% NCDs (issued on 29 May 2020) - CARE A/Stable				
	iii) 8.67% NCDs (issued on 29 June 2020) - CARE A/Stable				
M	The Company continues to maintain 100% asset cover for the NCDs issued by it				
	Debt equity Ratio : Total borrowings divided by net worth				
	Borrowings : Long-term borrowings, short-term borrowings and current maturities of long-term borrowings (forming part of other current liabilities)				
	Net worth : Equity share capital and other equity				
	DSCR : Profit before interest and exceptional items divided by interest expense together with principal repayments of long term borrowings				
	ISCR : Profit before interest and exceptional items divided by interest expenses				

13 Figures relating to previous quarters have been regrouped / rearranged, wherever necessary.

For and on behalf of the Board of Directors of
Dilip Buildcon Limited

Place : Bhopal
Date : 28 May 2021

Dilip Suryavanshi
Managing Director
DIN - 00039944



Mukund M. Chitale & Co.
Chartered Accountants
2nd Floor, Kapur House,
Paranjape B Scheme Road No. 1
Vile Parle (E), Mumbai 400 057

MSG & Associates
Chartered Accountants
MIG-1/5, 1st Floor, Amber Complex
Zone-II, M.P.Nagar
Bhopal 462 011

Independent Auditors' Report on Consolidated audited Quarterly Financial Results and Year to Date Consolidated audited Financial Results of Dilip Buildcon Limited Pursuant to the Regulation 33 of the SEBI (Listing Obligations and Disclosure Requirements) Regulations, 2015

**To
The Board of Directors of
Dilip Buildcon Limited,**

Report on the audit of the Consolidated Financial Results

Opinion

1. We have audited the accompanying Statement of quarterly and year to date Consolidated financial results of Dilip Buildcon Limited (the 'Holding Company') and its subsidiaries listed in Annexure 'A' (collectively referred to as 'the Group') and its associate for the quarter and year ended March 31, 2021, attached herewith, being submitted by the Company pursuant to the requirement of Regulation 33 of the SEBI (Listing Obligations and Disclosure Requirements) Regulations, 2015, as amended ("Listing Regulations").

In our opinion and to the best of our information and according to the explanations given to us and based on the consideration of the reports of other auditors on separate financial statements and the other financial information of subsidiaries, these quarterly consolidated financial results as well as the year to date consolidated financial results:

- i) includes the quarterly financial results and the year to date financial results of the entities mentioned in the Annexure 'A' to this report.
- ii) is presented in accordance with the requirements of Regulation 33 of the SEBI Listing Regulations, 2015 as amended; and
- iii) gives a true and fair view in conformity with the recognition and measurement principles laid down in the applicable accounting standards prescribed under section 133 of the Companies Act, 2013 (the 'Act') and other accounting principles generally accepted in India of the consolidated net profit including other comprehensive income and other financial information of the Group for the quarter and year ended March 31, 2021.

Basis of Opinion

2. We conducted our audit of the consolidated financial results in accordance with the Standards on Auditing specified under Section 143(10) of the Companies Act, 2013 ("the Act"). Our responsibilities under those Standards are further described in the Auditor's Responsibilities for the Audit of the consolidated financial results section of our report. We are Independent of the Group in accordance with the Code of Ethics issued by the Institute of Chartered Accountants of India together with the ethical requirements that are relevant to our audit of the consolidated financial statements under the provisions of the Companies Act, 2013 ("the Act") and the Rules thereunder, and we have fulfilled our other ethical responsibilities in accordance with these requirements and the Code of Ethics. We believe that the audit evidence obtained by us and other auditors in terms of their reports referred to in "Other Matter" paragraph below, is sufficient and appropriate to provide a basis for our opinion.

Mukund M. Chitale & Co.
Chartered Accountants
2nd Floor, Kapur House,
Paranjape B Scheme Road No. 1
Vile Parle (E), Mumbai 400 057

MSG & Associates
Chartered Accountants
MIG-1/5, 1st Floor, Amber Complex
Zone-II, M.P.Nagar
Bhopal 462 011

Emphasis of Matter

3. We draw your attention to Note 9 of the consolidated financial results, as regards the management's assessment of the financial impact due to restrictions and conditions related to Covid-19 pandemic situation. Our opinion is not modified in respect of this matter.

Management's responsibility for the consolidated financial results

4. These quarterly consolidated financial results as well as the year to date consolidated financial results have been prepared on the basis of the audited consolidated annual financial statements.

The Holding company's Board of Directors is responsible for the preparation of these consolidated financial results that give a true and fair view of the of the net profit including other comprehensive income of the Group and other financial information in accordance with the applicable accounting standards prescribed under Section 133 of the Act read with the rules issued thereunder and other accounting principles generally accepted in India and in compliance with the Listing Regulations. The respective Board of Directors of the Companies included in the Group and its associates are responsible for maintenance of the adequate accounting records in accordance with the provisions of the Act for safeguarding of the assets of the Group and for preventing and detecting frauds and other irregularities; selection and application of appropriate accounting policies; making judgments and estimates that are reasonable and prudent; and design, implementation and maintenance of adequate internal financial controls, that were operating effectively for ensuring the accuracy and completeness of the accounting records, relevant to the preparation and presentation of the Consolidated financial results that give a true and fair view and are free from material misstatement, whether due to fraud or error, which have been used for the purpose of preparation of the consolidated financial results by the Directors of the Holding Company, as aforesaid.

In preparing the consolidated financial results, the respective Board of Directors of the Companies included in the Group and its associates are responsible for assessing the ability of the Group and its associates to continue as a going concern, disclosing, as applicable, matters related to going concern and using the going concern basis of accounting unless the respective Board of Directors either intends to liquidate the Group or to cease operations, or has no realistic alternative but to do so.

The respective Board of Directors included in the Group and its associates are responsible for overseeing the financial reporting process of the Group and its associates.

Auditor's Responsibilities for the Audit of the consolidated financial results

5. Our objectives are to obtain reasonable assurance about whether the consolidated financial results as a whole are free from material misstatement, whether due to fraud or error, and to issue an auditor's report that includes our opinion. Reasonable assurance is a high level of assurance but is not a guarantee that an audit conducted in accordance with Standards on auditing will always detect a material misstatement when it exists. Misstatements can arise from fraud or error and are considered material if, individually or in the aggregate, they could reasonably be expected to influence the economic decisions of users taken on the basis of these consolidated financial results.

Mukund M. Chitale & Co.
Chartered Accountants
2nd Floor, Kapur House,
Paranjape B Scheme Road No. 1
Vile Parle (E), Mumbai 400 057

MSG & Associates
Chartered Accountants
MIG-1/5, 1st Floor, Amber Complex
Zone-II, M.P.Nagar
Bhopal 462 011

As part of an audit in accordance with Standards on auditing, we exercise professional judgment and maintain professional skepticism throughout the audit. We also:

i) Identify and assess the risks of material misstatement of the consolidated financial results, whether due to fraud or error, design and perform audit procedures responsive to those risks, and obtain audit evidence that is sufficient and appropriate to provide a basis for our opinion. The risk of not detecting a material misstatement resulting from fraud is higher than for one resulting from error, as fraud may involve collusion, forgery, intentional omissions, misrepresentations, or the override of internal control.

ii) Obtain an understanding of internal financial controls relevant to the audit in order to design audit procedures that are appropriate in the circumstances. Under section 143(3)(i) of the Act, we are also responsible for expressing our opinion on whether the Company has adequate internal financial controls system in place and the operating effectiveness of such controls.

iii) Evaluate the appropriateness of accounting policies used and the reasonableness of accounting estimates and related disclosures made by the Board of Directors.

iv) Conclude on the appropriateness of the Board of Director's use of the going concern basis of accounting and, based on the audit evidence obtained, whether a material uncertainty exists related to events or conditions that may cast significant doubt on the ability of the Group and its associates to continue as a going concern. If we conclude that a material uncertainty exists, we are required to draw attention in our auditor's report to the related disclosures in the consolidated financial results or, if such disclosures are inadequate, to modify our opinion. Our conclusions are based on the audit evidence obtained up to the date of our auditor's report. However, future events or conditions may cause the Group and its associates to cease to continue as a going concern.

v) Evaluate the overall presentation, structure and content of the consolidated financial results, including the disclosures, and whether the consolidated financial results represent the underlying transactions and events in a manner that achieves fair presentation.

vi) Obtain sufficient appropriate audit evidence regarding the financial results/financial information of the entities within the Group and its associates to express an opinion on the consolidated Financial Results. We are responsible for the direction, supervision and performance of the audit of financial information of such entities included in the consolidated financial results of which we are the Independent Auditors. For the other entities included in the consolidated Financial Results, which have been audited by other auditors, such other auditors remain responsible for the direction, supervision and performance of the audits carried out by them. We remain solely responsible for our audit opinion

We communicate with those charged with governance of the Holding Company and such other entities included in the consolidated financial results of which we are the Independent Auditors regarding, among other matters, the planned scope and timing of the audit and significant audit findings, including any significant deficiencies in internal control that we identify during our audit.

Mukund M. Chitale & Co.
Chartered Accountants
2nd Floor, Kapur House,
Paranjape B Scheme Road No. 1
Vile Parle (E), Mumbai 400 057

MSG & Associates
Chartered Accountants
MIG-1/5, 1st Floor, Amber Complex
Zone-II, M.P.Nagar
Bhopal 462 011

We also provide those charged with governance with a statement that we have complied with relevant ethical requirements regarding independence, and to communicate with them all relationships and other matters that may reasonably be thought to bear on our independence, and where applicable, related safeguards.

We also performed procedures in accordance with the circular issued by the SEBI under Regulation 33(8) of the Listing Regulations, as amended, to the extent applicable.

Other Matters

6. We did not audit the financial statements and other financial information, in respect of thirty-five subsidiaries, whose Ind AS financial statements and other financial information include total assets of Rs. 9,68,644.41 lakhs as at March 31, 2021; total revenues of Rs. 1,72,008.12 lakhs and Rs. 4,87,311.51 lakhs for the quarter and year ended March 31, 2021 respectively; total profit after tax of Rs. 3,964.05 lakhs and Rs. 3,474.60 lakhs for the quarter and year ended March 31, 2021 respectively; total comprehensive income of Rs. 3,964.05 lakhs and Rs. 3,474.60 lakhs for the quarter and year ended March 31, 2021 respectively and net cash inflows of Rs. 48,525.84 lakhs for the year ended March 31, 2021. These Ind AS financial statements and other financial information have been audited by other auditors whose financial statements, other financial information and auditor's reports have been furnished to us. Our opinion on the quarterly and the year to date consolidated financial results, in so far as it relates to the amounts and disclosures included in respect of these entities is based solely on the report of other auditors and the procedures performed by us are as stated in paragraph above. Our opinion is not modified in respect of this matter with respect to our reliance on the work done and the reports of the other auditors.
7. The Financial statements and other financial information in respect of two subsidiaries whose Ind AS financial statements and other financial information include total assets of Rs. 13,241.14 lakhs as at March 31, 2021; total revenues of Rs. 1,599.79 lakhs and Rs. 3,489.42 lakhs for the quarter and year ended March 31, 2021 respectively; total profit after tax of Rs. 638.18 lakhs and Rs. 343.40 lakhs for the quarter and year ended March 31, 2021 respectively; total comprehensive income of Rs. 638.18 lakhs and Rs. 343.40 lakhs for the quarter and year ended March 31, 2021 respectively and net cash inflows of Rs. 147.24 lakhs for the year ended March 31, 2021 as considered for the audit of consolidated financial results, have been audited by one of the joint auditors, M/s MSG & Associates.
8. The Financial statements and other financial information in respect of three subsidiaries whose Ind AS financial statements and other financial information include total assets of Rs. 23,551.55 lakhs as at March 31, 2021; total revenues of Rs. 2,245.45 lakhs and Rs. 6,557.38 lakhs for the quarter and year ended March 31, 2021 respectively; total profit after tax of Rs. 866.09 lakhs and Rs. 2,842.39 lakhs for the quarter and year ended March 31, 2021 respectively; total comprehensive income of Rs. 866.09 lakhs and Rs. 2,842.39 lakhs for the quarter and year ended March 31, 2021 respectively and net cash inflows of Rs. 2,984.70 lakhs for the year ended March 31, 2021 as considered for the audit of consolidated financial results, have been audited by one of the joint auditors, M/s Mukund M. Chitale & Co.

Mukund M. Chitale & Co.
Chartered Accountants
2nd Floor, Kapur House,
Paranjape B Scheme Road No. 1
Vile Parle (E), Mumbai 400 057

MSG & Associates
Chartered Accountants
MIG-1/5, 1st Floor, Amber Complex
Zone-II, M.P.Nagar
Bhopal 462 011

9. The Financial Statements and other financial information in respect of four associate companies includes the Group's share of net profit after tax of Rs. 1,742.84 lakhs and Group's share of total comprehensive income of Rs. 1,821.48 lakhs for the quarter and year ended March 31, 2021, as considered in the audit of the consolidated financial results, have been audited by one of the joint auditors, M/s Mukund M. Chitale & Co.
10. The consolidated financial results include the results for the quarter ended March 31, 2021 being the balancing figure between the audited figures in respect of the full financial year ended March 31, 2021 and the published unaudited year-to-date figures up to the third quarter of the current financial year ended March 31, 2021, which were subjected to limited review by us, as required under the Listing Regulations.

For Mukund M. Chitale & Co.
Chartered Accountants
Firm Registration No. 106655W

Chitale
Saurabh
Mukund
(S.M. Chitale)
Partner
M. No. 111383

Digitally signed by Chitale Saurabh Mukund
DN: cn=Chitale, o=Parsonal, title=1979,
pseudoym=6c144961d59e789b04285d5c7
9e902eb5261643d9f6a63a66932a3bc49b4,
postalCode=400057, st=Maharashtra,
serialNumber=46986839278c367b8db960a85
25746a82b1a890342e80ca166e5c2abc992
1, cn=Chitale Saurabh Mukund
Date: 2021.05.28 15:35:53 +05'30'

For MSG & Associates.
Chartered Accountants
Firm Registration No. 010254C

Geeta
Rajani
(Geeta Rajani)
Partner
M. No. 076889

Digitally signed by
Geeta Rajani
Date: 2021.05.28
15:29:00 +05'30'

UDIN: 21111383AAAHN9019

Place: Mumbai
Date: 28.05.2021

UDIN: 21076889AAAACF2106

Place: Bhopal
Date: 28.05.2021

Mukund M. Chitale & Co.
Chartered Accountants
2nd Floor, Kapur House,
Paranjape B Scheme Road No. 1
Vile Parle (E), Mumbai 400 057

MSG & Associates
Chartered Accountants
MIG-1/5, 1st Floor, Amber Complex
Zone-II, M.P.Nagar
Bhopal 462 011

Annexure 'A'

(referred to in point No. 1 of our Independent Auditor's Report on Consolidated audited Quarterly Financial Results and Year to Date Consolidated audited Financial Results)

Sr. No.	Name of the Company	Nature of Relationship
1	Jalpa Devi Tollways Limited	Subsidiary
2	Bhopal Redevelopment Realty Private Limited	Subsidiary
3	Dhrol Bhadra Highways Private Limited	Subsidiary
4	DBL Hassan Periyapatna Tollways Limited	Subsidiary
5	DBL Lucknow Sultanpur Highways Limited	Subsidiary
6	DBL Kalmath Zarap Highways Limited	Subsidiary
7	Jalpa Devi Engineering Private Limited	Subsidiary
8	Bhavya Infra& Systems Private Limited	Subsidiary
9	DBL Tuljapur Ausa Highways Limited	Subsidiary
10	DBL Yavatmal Wardha Private Limited	Subsidiary
11	DBL Mahagaon Yavatmal Highways Private Limited	Subsidiary
12	DBL Wardha Butibori Highways Private Limited	Subsidiary
13	DBL VPR Mining Private Limited	Subsidiary
14	DBL Chandikhole Bhadrak Highways Private Limited	Subsidiary
15	DBL Anandapuram Anakapalli Highways Private Limited	Subsidiary
16	DBL Bangalore Nidagatta Highways Private Limited	Subsidiary
17	DBL Pachhvara Coal Mine Private Limited	Subsidiary
18	DBL Gorhar Khairatunda Highways Private Limited	Subsidiary
19	DBL Nidagatta Mysore Highways Private Limited	Subsidiary
20	DBL Rewa Sidhi Highways Private Limited	Subsidiary
21	DBL Byrapura Challakere Highways Private Limited	Subsidiary
22	DBL Mangloor Higways Private Limited	Subsidiary
23	DBL Sangli Borgaon Highways Private Limited	Subsidiary
24	DBL Borgaon Watambare Highways Private Limited	Subsidiary

Mukund M. Chitale & Co.
Chartered Accountants
2nd Floor, Kapur House,
Paranjape B Scheme Road No. 1
Vile Parle (E), Mumbai 400 057

MSG & Associates
Chartered Accountants
MIG-1/5, 1st Floor, Amber Complex
Zone-II, M.P.Nagar
Bhopal 462 011

Sr. No.	Name of the Company	Nature of Relationship
25	DBL Mangalwedha Solapur Highways Private Limited	Subsidiary
26	DBL Bellary Byrapura Highways Private Limited	Subsidiary
27	Deevin Siesmic Systems Private Limited	Subsidiary
28	Pathrapali Kathghora Highways Private Limited	Subsidiary
29	DBL Electricity Transmission Private Limited	Subsidiary
30	DBL Power Transmission Private Limited	Subsidiary
31	DBL Transmission Private Limited	Subsidiary
32	DBL Power & Energy Transmission Private Limited	Subsidiary
33	Dodaballapur-Hoskote Highways Private Limited	Subsidiary
34	DBL Electricity & Power Transmission Private Limited	Subsidiary
35	Narenpur Purnea Highways Private Limited	Subsidiary
36	Repallewada Highways Private Limited	Subsidiary
37	DBL Infradevelopers Private Limited	Subsidiary
38	DBL Transmission 3 Private Limited	Subsidiary
39	DBL Transmission 2 Private Limited	Subsidiary
40	DBL Transmission 4 Private Limited	Subsidiary
41	DBL Nadiad Modasa Tollways Limited	Associate
42	DBL Mundargi Harpanahalli Tollways Limited	Associate
43	DBL Hirekerur Rannibennur Tollways Limited	Associate
44	DBL Betul Sarni Tollways Limited	Associate

Dilip Buildcon Limited


Registered Office : Plot No. 5 Inside Govind Narayan Singh Gate, Chuna Bhatti, Kolar Road , Bhopal-462016, Madhya Pradesh

CIN: L45201MP2006PLC018689

Statement of Consolidated Financial Results

(Rs. in lakhs)

Sr.No	Particulars	Consolidated				
		Quarter ended			Year ended	
		31-Mar-21	31-Dec-20	31-Mar-20	31-Mar-21	31-Mar-20
		Audited	Unaudited	Audited	Audited	Audited
I	Revenue from Operations	313,547.56	274,619.43	272,966.07	1,016,828.20	972,488.65
II	Other Income	800.10	1,273.11	1,081.19	4,221.36	3,766.63
III	Total Income (I + II)	314,347.66	275,892.54	274,047.26	1,021,049.56	976,255.28
IV	Expenses					
	(a) Cost of Materials consumed and Operating Expenses	243,641.78	200,155.72	207,467.63	757,213.76	708,335.92
	(b) Changes in inventories of finished goods and Work-in-progress	(4,513.73)	(454.38)	(2,684.22)	(1,927.24)	11,756.68
	(c) Employee Benefits expense	4,495.04	5,347.67	5,108.63	19,820.16	19,937.50
	(d) Finance Cost	25,235.13	32,393.49	28,413.53	117,331.52	113,560.22
	(e) Depreciation and Amortisation expense	9,904.47	11,108.37	11,621.59	44,294.40	47,047.57
	(f) Other expenses	11,491.29	6,521.50	4,930.19	28,884.51	25,708.22
	Total Expenses (IV)	290,253.98	255,072.37	254,857.35	965,617.11	926,346.11
V	Profit / (Loss) before exceptional items and tax (III-IV)	24,093.68	20,820.17	19,189.91	55,432.45	49,909.17
VI	Exceptional Items	1,143.96	(262.75)	6,725.84	3,212.69	6,985.94
VII	Profit / (Loss) before tax (V+VI)	25,237.64	20,557.42	25,915.75	58,645.14	56,895.11
VIII	Tax expense:					
	(a) Current Tax	8,723.93	3,586.70	6,697.44	20,765.92	19,935.28
	(b) Deferred Tax	195.38	(223.23)	(94.42)	(2,440.29)	(3,729.48)
	(c) Income Tax for earlier years	(557.19)	(997.31)	215.01	(1,513.62)	215.01
IX	Profit / (Loss) for the year / period (VII-VIII)	16,875.52	18,191.26	19,097.72	41,833.13	40,474.30
X	Share of Profit / (Loss) of Associates	1,742.84	32.11	7.99	1,821.48	67.31
XI	Profit after Tax, share of Profit / (Loss) of associates (IX+X)	18,618.36	18,223.37	19,105.71	43,654.61	40,541.61
XII	Other Comprehensive Income					
	Items that will not be reclassified to profit or loss (Net of taxes)	568.14	(0.23)	109.45	559.33	178.23
XIII	Total Comprehensive income after tax (XI+XII)	19,186.50	18,223.14	19,215.16	44,213.94	40,719.84
XIV	Profit for the year attributable to					
	Owners of the Parent	12,367.85	10,717.24	16,680.22	26,659.18	35,776.19
	Non Controlling Interest	6,250.51	7,506.13	2,425.49	16,995.43	4,765.42
XV	Total Comprehensive Income for the year attributable to					
	Owners of the Parent	12,935.99	10,717.01	16,789.67	27,218.51	35,954.42
	Non Controlling Interest	6,250.51	7,506.13	2,425.49	16,995.43	4,765.42
XVI	Paid up share capital (Equity share of Rs. 10 each)	13,676.98	13,676.98	13,676.98	13,676.98	13,676.98
XVII	Other Equity				326,303.59	300,452.78
XVIII	Earnings Per Share (for continuing operations)					
	(a) Basic	13.61	13.32	13.97	31.92	29.64
	(b) Diluted	13.61	13.32	13.97	31.92	29.64



Dilip Buildcon Limited

Registered Office : Plot No. 5 Inside Govind Narayan Singh Gate, Chuna Bhatti, Kolar Road , Bhopal-462016, Madhya Pradesh
CIN: L45201MP2006PLC018689

- 1 The above consolidated financial results have been reviewed by the Audit Committee and approved by the Board of Directors at their respective meetings held on 27 May 2021 and 28 May 2021 respectively.
- 2 Figures for the quarter ended 31 March 2021 and quarter ended 31 March 2020 are the balancing figures between audited figures in respect of full financial year and the limited review figures up to the third quarter ending on 31 December 2020 and third quarter ending 31 December 2019 respectively.
- 3 Statement of assets and liabilities as per regulation 33(3)(f) of the SEBI (Listing Obligations and Disclosure Requirements) Regulations, 2015 as amended:

Particulars		(Rs. in lakhs)	
		As at	As at
		31-Mar-21	31-Mar-20
		Audited	Audited
	ASSETS		
(1)	Non-current assets		
	(a) Property, Plant and Equipment	201,551.34	202,149.53
	(b) Capital Work in progress	389,254.73	283,952.88
	(c) Goodwill	588.14	588.14
	(d) Other Intangible assets	70,825.06	88,081.71
	(e) Intangible assets under development	-	-
	(e) Financial assets		
	(i) Investment	2,704.68	862.33
	(ii) Trade receivables	246,012.82	242,800.68
	(iii) Others	37,632.75	35,023.10
	(f) Deferred tax assets	3,701.89	1,562.03
	(g) Other non-current assets	49,744.77	54,799.56
	Total Non current Assets	1,002,016.18	909,819.96
(2)	Current assets		
	(a) Inventories	304,853.77	264,548.82
	(b) Financial assets		
	(i) Investment	979.95	1.68
	(ii) Trade receivables	115,829.63	115,797.82
	(iii) Cash and cash equivalent	80,878.52	78,859.02
	(iv) Loans	49,596.63	19,643.57
	(v) Others	58,736.91	54,506.42
	(c) Current tax asset	19,993.89	15,145.99
	(d) Other current assets	201,486.06	214,959.31
	Total Current Assets	832,355.36	763,462.63
	Non-Current Assets held-for-sale	2,404.86	-
	TOTAL ASSETS	1,836,776.40	1,673,282.59




		(Rs. in lakhs)	
Particulars		As at	
		31-Mar-21	31-Mar-20
		Audited	Audited
	EQUITY AND LIABILITIES		
	Equity		
	(a) Equity share capital	13,676.98	13,676.98
	(b) Other equity	326,303.59	300,452.78
	(c) Non controlling interest	37,272.44	16,223.77
	Total equity	377,253.01	330,353.53
	Liabilities		
(1)	Non-current liabilities		
	(a) Financial liabilities		
	(i) Borrowings	700,866.48	598,549.99
	(ii) Other financial liabilities	2,169.62	3,541.81
	(b) Provisions	9,579.43	13,739.26
	(c) Deferred tax liabilities	-	-
	(d) Other non-current liabilities	57,791.72	81,064.11
	Total Non current liabilities	770,407.25	696,895.17
(2)	Current liabilities		
	(a) Financial liabilities		
	(i) Borrowings	257,405.54	236,310.83
	(ii) Trade payables		
	(a) total outstanding dues of micro enterprises and small enterprises;	3,048.88	4,460.77
	(b) total outstanding dues of creditors other than micro enterprises and small enterprises;	204,689.90	160,963.49
	(iii) Other current financial liabilities	124,980.68	94,994.89
	(b) Other current liabilities	96,732.81	145,723.06
	(c) Provisions	1,593.98	1,571.29
	(d) Current Tax Liability	664.35	2,009.56
	Total current liabilities	689,116.14	646,033.89
	Liabilities in respect of non current assets classified as held for sale	-	-
	Total liabilities	1,459,523.39	1,342,929.06
	TOTAL EQUITY AND LIABILITIES	1,836,776.40	1,673,282.59



4 Statement of Cash Flows as per regulation 33(3)(f) of the SEBI (Listing Obligations and Disclosure Requirements) Regulations, 2015 as amended:

(Rs. in Lakhs)		
Particulars	Year ended	
	31-Mar-21	31-Mar-20
	Audited	Audited
A. CASH FLOW FROM OPERATING ACTIVITIES		
Net Profit before Tax as per Statement of Profit and Loss	58,645.14	56,895.11
Adjustments for:		
Depreciation and amortization	44,294.40	47,047.57
Interest income	(3,276.88)	(3,553.40)
Profit on Sale of Fixed Assets	(90.71)	(61.59)
Interest Expense	117,331.52	113,560.22
Provision for Doubtful Debts	1,500.00	3,500.00
Remeasurements gains / (losses) on post-employment benefits	859.76	271.39
Loss on Sale of Current Investments	471.84	260.09
Operating Profit Before Working Capital changes	219,735.07	217,919.39
Working Capital Changes:		
Increase in Current and Non-current Assets	(64,909.16)	(203,567.52)
Increase/(Decrease) in Current and Non-current Liabilities	(22,687.83)	7,514.72
Increase in Provisions	(4,137.13)	2,725.46
Cash generated from operations	128,000.95	24,592.05
Income tax paid	(19,797.08)	(20,190.68)
NET CASH GENERATED FROM OPERATING ACTIVITIES (TOTAL A)	108,203.87	4,401.37
B. CASH FLOW FROM INVESTMENT ACTIVITIES:		
Purchase of Fixed Assets	(431,115.29)	(508,610.25)
Sale of Fixed Assets / Adjustment	299,464.59	470,410.97
Interest Received	3,276.88	3,553.40
(Purchase) / Sale of Investments	(3,875.83)	6,804.16
NET CASH USED IN INVESTING ACTIVITIES (TOTAL B)	(132,249.65)	(27,841.72)
C. CASH FLOW FROM FINANCING ACTIVITIES:		
Proceeds from Long Term Borrowings (net)	102,316.49	116,530.74
(Repayment) / Proceeds of / from Short Term Borrowings (net)	21,094.71	23,297.74
Proceeds from Current Maturities of Long Term Borrowings (net)	21,353.30	25,570.60
Interest paid	(117,331.52)	(113,560.22)
Dividend Paid	(1,367.70)	(1,648.83)
NET CASH USED IN FINANCING ACTIVITIES: (TOTAL C)	26,065.28	50,190.03
Net Increase/(Decrease) of Cash & Cash Equivalents (A+B+C)	2,019.50	26,749.68
Add: Cash & Cash Equivalents at the beginning of the year	78,859.02	52,109.34
Cash & Cash Equivalents at the end of the period	80,878.52	78,859.02



- 5 During the year, the company has sold 70% shares in respect of one subsidiary, 74% shares in respect of two subsidiaries, 30% shares (in addition to 70% shares sold during the quarter ended 30 June 2020) in respect of one subsidiary, 51.10% shares (in addition to 48.90% shares sold during the earlier years) in respect of another subsidiary and 49% shares in respect of two subsidiaries and had earned overall profit of Rs. 3,212.69 lakhs (including Rs. 1,143.96 lakhs for the quarter ended 31 March 2021) and the same has been reflected as Exceptional item in the Statement of Profit & Loss.
- 6 a The company has entered into Shareholder and Share Purchase agreement with Cube Highways and Infrastructure III PTE Limited (Cube Highways) on 31 August 2019 to sell its entire shareholding in five subsidiaries having projects under construction (as per Hybrid Annuity Mode ('HAM') Projects) for total expected consideration of Rs. 640 crores in a phased manner subject to shareholding transfer restrictions set out in concession agreement executed between National Highways Authority of India and respective subsidiaries and subject to various regulatory and lender approvals.
- 6 b The transaction will be completed in two stages, with the first stage to be completed after the Commercial Operation Date (the "COD") and the second stage to be completed after expiry of mandatory lock-in period as per the Concession Agreement. Total consideration as stated above, may undergo some changes as per agreed terms on account of prevailing Bank Rate, rate of interest charged by lenders of respective Project, inflation etc. on the date of COD.
- 6 c Since the agreement with Cube Highways are subject to regulatory approvals, lender consent and other applicable approvals, no impact of this proposed transfer has been given effect to in these results.
- 7 During the quarter ended 31 March 2021, the company has redeemed 8.90% interest bearing Series- VI: 450 NCDs of Rs. 10,00,000 each, aggregating to Rs. 4,500 lakhs and 8.67% interest bearing Series- I: 300 NCDs of Rs. 10,00,000 each, aggregating to Rs. 3,000 lakhs.
- 8 The Board of Directors of the Company has recommended the dividend of Rs. 1/- (10%) per fully paid up Equity share of Rs. 10 each for the financial year 2020-21, subject to approval of the shareholders at the ensuing Annual General Meeting of the Company.
- 9 The Company has considered the possible effects that may result from COVID-19 in the preparation of these financial results including the recoverability of carrying amounts of financial and non-financial assets. In developing the assumptions relating to the possible future uncertainties in the global economic conditions because of COVID-19, the Company has, at the date of approval of the financial results, used internal and external sources of information and expects that the carrying amount of the assets will be recovered. The result for the quarter and the year ended are, to that extent, not comparable with those for the previous periods.
- 10 Ministry of Road Transport & Highways (MORTH) had vide letter dated 25th March 2020 ordered the suspension of collection of Toll from 25th March 2020 till 19th April 2020. In accordance with the same, Toll Operated subsidiaries / associates companies had suspended collection of Toll during this period. Thus the income for the current quarter is not comparable with the corresponding previous periods.
- 11 During the month of April 2021, the Company has issued 94,45,203 fully paid up equity shares equivalent to 6.91% of the existing paid up equity capital of the Company to Qualified Institutional Buyers in accordance with SEBI (Issue of Capital and Disclosure Requirements) Regulations, 2018. These shares were issued at an issue price of Rs. 540 per share for an aggregate consideration of Rs. 51,004.10 lakhs. The Company will use the proceeds in due course in accordance with the objects stated in the Placement Document.



Dilip Buildcon Limited

Registered Office : Plot No. 5 Inside Govind Narayan Singh Gate, Chuna Bhatti, Kolar Road , Bhopal-462016, Madhya Pradesh
CIN: L45201MP2006PLC018689

12 Consolidated Segmental Information:


(Rs. In Lakhs)

Sr.No	Particulars	Quarter ended			Year ended	
		31-Mar-21	31-Dec-20	31-Mar-20	31-Mar-21	31-Mar-20
		Audited	Unaudited	Audited	Audited	Audited
1	Revenue from Operations					
	(a) EPC Projects	295,223.56	250,319.79	249,970.41	929,702.36	898,381.59
	(b) Road Infrastructure Maintenance, Toll Operations & Others (Net)	18,324.00	24,299.64	22,995.66	87,125.84	74,107.06
	Total	313,547.56	274,619.43	272,966.07	1,016,828.20	972,488.65
	Less: Inter Segment Revenues	-	-	-	-	-
	Revenue from Operations	313,547.56	274,619.43	272,966.07	1,016,828.20	972,488.65
2	Segment results before tax and finance cost from each segment					
	(a) EPC Projects	36,506.14	31,289.43	31,635.64	109,095.65	117,919.27
	(b) Road Infrastructure Maintenance, Toll Operations & Others	12,822.67	21,924.23	15,967.80	63,668.32	45,550.12
	Total	49,328.81	53,213.66	47,603.44	172,763.97	163,469.39
	Less:					
	(i) Finance Cost	25,235.13	32,393.49	28,413.53	117,331.52	113,560.22
	(ii) Exceptional items	(1,143.96)	262.75	(6,725.84)	(3,212.69)	(6,985.94)
	(iii) Unallocable Expenditure net of unallocable income	-	-	-	-	-
	Total profit / (loss) before Tax	25,237.64	20,557.42	25,915.75	58,645.14	56,895.11
3	Segment Assets					
	(a) EPC Projects	1,122,396.51	1,160,544.01	1,117,715.74	1,122,396.51	1,117,715.74
	(b) Road Infrastructure Maintenance, Toll Operations & Others	1,005,437.10	970,747.22	899,402.27	1,005,437.10	899,402.27
	Less: Inter-segment assets	(291,057.23)	(300,759.80)	(343,835.42)	(291,057.23)	(343,835.42)
	Total Assets	1,836,776.40	1,830,531.43	1,673,282.59	1,836,776.40	1,673,282.59
4	Segment Liabilities					
	(a) EPC Projects	730,676.49	782,119.98	757,116.65	730,676.49	757,116.65
	(b) Road Infrastructure Maintenance, Toll Operations & Others	895,884.39	862,988.47	801,090.58	895,884.39	801,090.58
	Less: Inter-segment liabilities	(167,037.49)	(166,521.57)	(215,278.17)	(167,037.49)	(215,278.17)
	Total Liabilities	1,459,523.39	1,478,586.88	1,342,929.06	1,459,523.39	1,342,929.06

- A Segments have been identified in accordance with Indian Accounting Standards (Ind AS) 108 on Operating Segments considering the risk or return profiles of the business. As required under Ind AS 108, the Chief Operating Decision Maker (CODM) evaluates the performance and allocates resources based on analysis of various performance indicators. Accordingly, information has been presented for the Group's operating segments.
- B The Group has two business Segments :
- (a) EPC Projects : Construction /Development of Infrastructure Project
- (b) Toll operations & Others: Maintenance of Road Infrastructure, Toll Operations & Others as governed by the Concession agreements entered with the principals.
- C Segment Revenue, Segment Results, Segment Assets and Segment Liabilities include the respective amounts identifiable to each of the segments as also amounts allocated on a reasonable basis.
- D Assets and Liabilities that cannot be allocated between the segments are shown as a part of unallocated corporate assets and liabilities respectively.
- 13 Figures relating to previous quarters/periods have been regrouped / rearranged, wherever necessary.

For and on behalf of the Board of Directors of
Dilip Buildcon Limited

Dilip Suryavanshi
Managing Director
DIN - 00039944



Place : Bhopal
Date : 28 May 2021

Dilip Buildcon Limited


Registered Office : Plot No. 5 Inside Govind Narayan Singh Gate, Chuna Bhatti, Kolar Road , Bhopal-462016, Madhya Pradesh

CIN: L45201MP2006PLC018689

Statement of Audited Standalone and Consolidated Financial Results for the Quarter and Year ended 31 March 2021

(Rs. in lakhs)

Sr.No	Particulars	Standalone				
		Quarter ended			Year ended	
		31-Mar-21	31-Dec-20	31-Mar-20	31-Mar-21	31-Mar-20
		Audited	Unaudited	Audited	Audited	Audited
1	Total Income from Operations (net)	292,993.75	247,293.48	250,928.61	923,799.64	901,510.55
2	Net Profit / (Loss) from ordinary activities after tax	12,727.87	11,105.13	11,510.52	31,929.30	42,497.51
3	Total Comprehensive income [Comprising Profit / (Loss) for the period (after tax) and Other Comprehensive Income (after tax)]	13,296.00	11,104.90	11,615.16	32,488.62	42,670.94
4	Equity share capital	13,676.98	13,676.98	13,676.98	13,676.98	13,676.98
5	Earnings Per Share (before extraordinary items) (of Rs. 10/- each) (not annualised):					
	(a) Basic	9.31	8.12	8.42	23.35	31.07
	(b) Diluted	9.31	8.12	8.42	23.35	31.07
6	Earnings Per Share (after extraordinary items) (of Rs. 10/- each) (not annualised):					
	(a) Basic	9.31	8.12	8.42	23.35	31.07
	(b) Diluted	9.31	8.12	8.42	23.35	31.07
Sr.No	Particulars	Consolidated				
		Quarter ended			Year ended	
		31-Mar-21	31-Dec-20	31-Mar-20	31-Mar-21	31-Mar-20
		Audited	Unaudited	Audited	Audited	Audited
1	Total Income from Operations (net)	314,347.66	275,892.54	274,047.26	1,021,049.56	976,255.28
2	Net Profit / (Loss) from ordinary activities after tax	18,618.36	18,223.37	19,105.71	43,654.61	40,541.61
3	Total Comprehensive income [Comprising Profit / (Loss) for the period (after tax) and Other Comprehensive Income (after tax)]	19,186.50	18,223.14	19,215.16	44,213.94	40,719.84
4	Equity share capital	13,676.98	13,676.98	13,676.98	13,676.98	13,676.98
5	Earnings Per Share (before extraordinary items) (of Rs. 10/- each) (not annualised):					
	(a) Basic	13.61	13.32	13.97	31.92	29.64
	(b) Diluted	13.61	13.32	13.97	31.92	29.64
6	Earnings Per Share (after extraordinary items) (of Rs. 10/- each) (not annualised):					
	(a) Basic	13.61	13.32	13.97	31.92	29.64
	(b) Diluted	13.61	13.32	13.97	31.92	29.64




Notes

- 1 The above Standalone and Consolidated results were reviewed by the Audit Committee and were approved & taken on record by the Board of Directors at their meeting held on 27 May 2021 and 28 May 2021 respectively.
- 2 The above financial results have been prepared in accordance with Indian Accounting Standards (Ind AS) as prescribed under Section 133 of the Companies Act, 2013 read with the relevant rules thereunder and other accounting principles generally accepted in India.
- 3 The above is an extract of the detailed format of Quarter and Year ended Financial Results filed with the Stock Exchange under Regulation 33 of the SEBI (Listing Obligations and Disclosure Requirements) Regulations, 2015. The full format of the Financial Results are available on the Stock Exchanges website www.bseindia.com and www.nseindia.com and on the Company's website, www.dilipbuildcon.com.
- 4 Figures for the earlier periods have been regrouped wherever necessary.

For and on behalf of the Board of Directors of
Dilip Buildcon Limited

Dilip Suryavanshi
Managing Director
DIN - 00039944



Place : Bhopal
Date : 28 May 2021



EARNINGS RELEASE

Date: May 28, 2021

STANDALONE PERFORMANCE FOR THE QUARTER AND YEAR ENDED MARCH 31, 2021

FULL YEAR REVENUE OF ₹ 92,380 Mn, Up 2.5% (Y-o-Y)
QUARTERLY REVENUE OF ₹ 29,299 Mn, Up 16.8% (Y-o-Y)
QUARTERLY PAT OF ₹ 1,330 Mn, Up 14.5% (Y-o-Y)

Bhopal, Madhya Pradesh: May 28, 2021 – Dilip Buildcon Limited (NSE: DBL; BSE: 540047), India's largest road construction company, with PAN India presence, today announced their audited financial results for the quarter and year ended March 31, 2021.

STANDALONE FINANCIAL PERFORMANCE:

(₹ mn)	Q4FY21	Q3FY21	Q4Y20	YoY (%)	FY21	FY20	YoY (%)
Revenue	29,299	24,729	25,093	16.76%	92,380	90,151	2.47%
EBITDA	4,612	4,129	4,222	9.22%	14,981	16,033	-6.56%
EBITDA Margin (%)	15.74%	16.70%	16.83%	-	16.22%	17.78%	-
PAT	1,330	1,110	1,162	14.47%	3,249	4,267	-23.86%
PAT Margin (%)	4.54%	4.49%	4.63%	-	3.52%	4.73%	-

FINANCIAL HIGHLIGHTS OF Q4FY21 VS Q4FY20

- ✓ Revenue increased by 16.76% to ₹ 29,299 Mn
- ✓ EBITDA increased by 9.22% to ₹ 4,612 Mn
- ✓ PAT increased by 14.47% to ₹ 1,330 Mn

FINANCIAL HIGHLIGHTS OF FY21 VS FY20

- ✓ Revenue increased by 2.47% to ₹ 92,380 Mn
- ✓ EBITDA decreased by 6.56% to ₹ 14,981 Mn
- ✓ PAT decreased by 23.86% to ₹ 3,249 Mn

KEY HIGHLIGHTS

- Completed Karodi - Telwadi road project worth ₹ 5,045 Mn on 06.03.2021, 30 days prior to scheduled completion date, in the state of Maharashtra
- Won HAM project worth ₹ 11,600 Mn (BPC Cost) for road construction of Bangalore Chennai Expressway (Phase-I Package-I) from NHAI in the state of Karnataka
- Won HAM project worth ₹ 12,790 Mn (BPC Cost) for road construction of Bangalore Chennai Expressway (Phase-I Package-II) from NHAI in the state of Karnataka
- Won HAM project worth ₹ 10,130 Mn (BPC Cost) for road construction of Viluppuram Puducherry from NHAI in the state of Tamilnadu & Puducherry
- Won HAM project worth ₹ 12,280 Mn (BPC Cost) for road construction of Puducherry Poondiyanakuppam from NHAI in the state of Tamilnadu & Puducherry



DILIP BUILDCON LIMITED
INFRASTRUCTURE & BEYOND

- Won HAM project worth ₹ 10,600 Mn (BPC Cost) for road construction of Bangalore Chennai Expressway (Phase-II Package-III) from NHAI in the state of Andhra Pradesh
- Won HAM project worth ₹ 11,370 Mn (BPC Cost) for road construction of Sannur to Bikarnakette (Package-III) from NHAI in the state of Karnataka

ORDER BOOK

The net order book as on 31st March 2021 stands at ₹ 2,74,114 Mn, 51.75% of the order book is constituted by roads and highways projects, Special bridge projects contribute 6.19%, Mining contributes 14.70%, Irrigation projects contribute 17.02%, Metro projects contribute 1.18%, Tunnel projects contribute 7.76% and Airport projects contribute 1.40%.

70.25% of the order book is from the Central Government, 29.75% of the order book is from State Government (12.68% from Gujarat state Govt, 6.87% from Uttar Pradesh state Govt., 2.54% from Maharashtra state Govt., 1.21% from Rajasthan state Govt., 2.13% from Punjab State Power Corporation Limited, 3.14% from Jharkhand state Govt., 1.18% from Madhya Pradesh state Govt. for Metro Projects).

Q4FY21: FINANCIAL PERFORMANCE REVIEW AND ANALYSIS

For the quarter ended 31st March, 2021, DBL achieved revenue of ₹ 29,299 Mn, increase of 16.76% as compared to ₹ 25,093 Mn in the corresponding quarter of the previous year.

Operating expenses for the quarter ended 31st March, 2021 increased by 18.29% to ₹ 24,688 Mn as against ₹ 20,870 Mn in the corresponding quarter of the previous year.

Profit after tax for the quarter ended 31st March, 2021 increased by 14.47% at ₹ 1,330 Mn as against ₹ 1,162 Mn in the corresponding quarter of the previous year.

Q4FY21: SEGMENTAL CONTRACT REVENUE BREAKUP (₹ Mn)

	<u>Roads, Special Bridges & Tunnels</u> 13%	<u>Irrigation</u> >100%	<u>Metros & Airports</u> >100%	<u>Mining</u> 8%
Q4FY21	24,814	1,509	760	1,958
Q4FY20	22,045	212	242	2,135

Q4FY21 revenue from the roads, special bridges & tunnels segment increased by 13% on Y-o-Y basis to ₹ 24,814 Mn as compared to ₹ 22,045 Mn in the corresponding quarter of the previous year.

Irrigation segment recorded the revenue of ₹ 1,509 Mn during the quarter ended March 31,2021.

Metros & Airports segment recorded revenue of ₹ 760 Mn during the quarter ended March 31,2021

Q4FY21 revenue from Mining segment decreased by 8% Y-o-Y to ₹ 1,958 Mn as compared to ₹ 2,135 Mn in the corresponding quarter of the previous year.



DILIP BUILDCON LIMITED
INFRASTRUCTURE & BEYOND

FY21: FINANCIAL PERFORMANCE REVIEW AND ANALYSIS

For the year ended 31st March, 2021, DBL achieved revenue of ₹ 92,380 Mn, increase of 2.47% as compared to ₹ 90,151 Mn in the previous year.

Operating expenses for the year ended 31st March, 2021 increased by 4.43% to ₹ 77,399 Mn as against ₹ 74,118 Mn in the previous year.

Profit after tax for the year ended 31st March, 2021 was lower by 23.86% at ₹ 3,249 Mn as against ₹ 4,267 Mn in the previous year.

FY21: SEGMENTAL CONTRACT REVENUE BREAKUP (₹ Mn)

	<u>Roads, Special Bridges & Tunnels</u> 2% ↓	<u>Irrigation</u> >100% ↑	<u>Metros & Airports</u> >100% ↑	<u>Mining</u> 18% ↓
FY21	76,523	3,888	2,798	7,944
FY20	77,831	538	904	9,682

FY21 revenue from the roads, special bridges & tunnels segment decreased by 2% on Y-o-Y basis to ₹ 76,523 Mn as compared to ₹ 77,831 Mn in the previous year.

Irrigation segment recorded the revenue of ₹ 3,888 Mn during the year ended March 31,2021

Metros & Airports segment recorded revenue of ₹ 2,798 Mn during the year ended March 31,2021

FY21 revenue from Mining segment decreased by 18% Y-o-Y to ₹ 7,944 Mn as compared to ₹ 9,682 Mn in the previous year.

ABOUT DILIP BUILDCON LIMITED

Bhopal based Dilip Buildcon Limited (DBL) is one of the leading full-service infrastructure company with construction capabilities in roads, special bridges, tunnels, mining, irrigation, metros, airports and urban development with a presence in over 19 states and 1 Union Territory. DBL's current order book is ₹ 2,74,114 Mn. DBL is the largest owner of construction equipment's with 12,746 vehicles and largest employer in road construction industry with an employee base of 34,262 employees. DBL is known for its execution capabilities and has completed over 90% of projects before time and winning an early completion bonus of ₹ 5,655 Mn in the last 10 years.



DILIP BUILDCON LIMITED
INFRASTRUCTURE & BEYOND

FORWARD-LOOKING STATEMENTS

All statements included or incorporated by reference in this presentation, other than statements or characterizations of historical fact, are forward-looking statements. These forward-looking statements are based on our current expectations, estimates and projections about our industry, management's beliefs and certain assumptions made by us. Although Dilip Buildcon Limited believes that the expectations reflected in such forward-looking statements are reasonable, there can be no assurance that such expectations will prove to be correct. Any forward-looking statement speaks only as of the date on which such statement was made, and Dilip Buildcon Limited undertakes no obligation to update or revise any forward-looking statements, whether as a result of new information, future events or otherwise. No assurance can be given that actual results, performance or achievement expressed in, or implied by, forward looking statements within this disclosure will occur, or if they do, that any benefits may be derived from them.