



# MOREPEN



**Date: 22/05/2024**

To,

**National Stock Exchange of India Ltd.**  
Exchange Plaza, Bandra Kurla Complex,  
Bandra (East), Mumbai- 400 051  
**Symbol: MOREPENLAB**

**BSE Limited**  
Phiroze Jeejeebhoy Towers,  
Dalal Street, Mumbai- 400 001  
**Scrip Code: 500288**

**Subject: Revised Investors Presentation (Q4'FY24) May, 2024**

Dear Sir/Madam,

Reference is invited to earlier submission of investors presentation on the financial performance of the company for the quarter and financial year ended on 31<sup>st</sup> March 2024 titled as '**Investors Presentation (Q4'FY24) May, 2024**' on Tuesday, 21<sup>st</sup> May 2024.

We have now noticed that the page at sequence no. 29 containing information of 'Operational Performance: Annual EBITDA and Annual PAT' had to be placed at sequence no. 7'. All other information and placement are remains unchanged.

Please find enclosed revised investors presentation "Q4' Investors Presentation - May 2024".

You are requested to take the note of the same in your record.

Thanking you,

Yours faithfully,

**For Morepen Laboratories Limited**

**Vipul Kumar Srivastava**  
**Company Secretary**  
**F-12148**

**Encl.: a/a.**

**Morepen Laboratories Limited**

CIN No: L24231 HP1984PLC006028

**Corp. Off.:** 2<sup>nd</sup> Floor, Tower C, DLF Cyber Park, Udyog Vihar-III, Sector 20, Gurugram, Haryana-122016, INDIA  
Tel.: +91 124 4892000, E-mail: corporate@morepen.com, Website: www.morepen.com

**Regd. Off.:** Morepen Village, Malkumajra, Nalagarh Road, Baddi, Distt. Solan (H.P.) -173205, INDIA  
Tel.: +91-1795-266401-03, 244590, Fax: +91-1795-244591, E-mail: plants@morepen.com




**Dr. Morepen<sup>®</sup>**  
**Q4'INVESTOR**  
 PRESENTATION - MAY 2024

*Leading Player in*  
**Medical Devices and APIs**

MOREPEN LABORATORIES LIMITED



# SAFE HARBOUR

This investor presentation has been prepared for general information purposes in respect of Morepen Laboratories Limited (“Company”) together with its subsidiary, as applicable (together, with the Company, the “Group”) only, without regard to any specific objectives, suitability, financial situations and needs of any particular person and does not constitute a prospectus or placement memorandum or any recommendation or form part of any offer or invitation, directly or indirectly, in any manner, or inducement to sell or issue, or any solicitation of any offer to purchase or subscribe for, any securities of the Company in any jurisdiction, nor shall it or any part of it or the fact of its distribution form the basis of, or be relied on in connection with, any contract or commitment therefor. This presentation does not solicit any action based on the material contained herein. Nothing in this presentation is intended by the Group to be construed as legal, accounting or tax advice.

The information is confidential, and is intended only for the exclusive use of the recipients thereof, and may not be retained by you and neither this presentation nor any part thereof may be (i) copied, photocopied, duplicated or otherwise reproduced in any forms or by any means; or (ii) disseminated, reproduced, recirculated, redistributed, published or advertised in any media, website or passed on to any other person, directly or indirectly, in whole or in part, for any purpose. If this document has been received in error, it must be returned immediately to the Company.

Any unauthorized use, disclosure or public dissemination of information contained herein is prohibited. No person is authorized to give any information or to make any representation not contained in or inconsistent with this presentation and if given or made, such information or representation must not be relied upon as having been authorized by any person. Failure to comply with this restriction may constitute a violation of the applicable securities laws. Neither this document nor any part or copy of it may be distributed, directly or indirectly, in the United States. The distribution of this document in certain jurisdictions may be restricted by law and persons into whose possession this presentation comes should inform themselves about and observe any such restrictions. Accordingly, any persons in possession of this document should inform themselves about and observe any such restrictions. By reviewing this presentation, you agree to be bound by the foregoing limitations. You further represent and agree that you are located outside the United States and you are permitted under the laws of your jurisdiction to receive this presentation. You may not repackage or sell the presentation. Information contained in a presentation hosted or promoted by the Group is provided “as is” without warranty of any kind, either expressed or implied, including any warranty of fitness for a particular purpose.

This presentation has not been approved and will not or may not be reviewed or approved by any statutory or regulatory authority in India or by any stock exchange in India. This presentation contains certain forward-looking statements relating to the business, financial performance, strategy, growth prospects and results of the Group and/or the future developments industry and the competitive and regulatory environment in the industry in which it operates. Forward-looking statements are statements concerning future circumstances and results, and any other statements that are not historical facts, sometimes identified by the words including, without limitation “believes”, “expects”, “predicts”, “intends”, “projects”, “plans”, “estimates”, “aims”, “foresees”, “anticipates”, “targets”, and similar expressions. The forward-looking statements, including those cited from third party sources, contained in this presentation are based on numerous assumptions and are uncertain and subject to risks. A multitude of factors including, but not limited to, changes in demand, competition and technology, can cause actual events, performance or results to differ significantly from any anticipated development. Neither the Group nor its affiliates or advisors or representatives nor any of its or their parent or subsidiary undertakings or any such person’s officers or employees guarantees that the assumptions underlying such forward-looking statements are free from errors nor does either accept any responsibility for the future accuracy of the forward-looking statements contained in this presentation or the actual occurrence of the forecasted developments. Forward-looking statements speak only as of the date of this presentation and are not guarantees of future performance. As a result, the Group expressly disclaims any obligation or undertaking to release any update or revisions to any forward-looking statements in this presentation as a result of any change in expectations or any change in events, conditions, assumptions or circumstances on which these forward-looking statements are based. Given these uncertainties and other factors, viewers of this presentation are cautioned not to place undue reliance on these forward-looking statements. Certain numbers in these presentations and materials have been subject to routine rounding off and accordingly figures shown as total in tables and diagrams may not be an arithmetic aggregation of the figures that precede them.

The information contained in this presentation and materials are only current as of the dates specified herein and have not been independently verified. None of the Group, its directors, promoter or affiliates, nor any of its or their respective employees, advisers or representatives or any other person accepts any responsibility or liability whatsoever, whether arising in tort, contract or otherwise, for any errors, omissions or inaccuracies in such information or opinions or for any loss, cost or damage suffered or incurred howsoever arising, directly or indirectly, from any use of this presentation or its contents or otherwise in connection with this presentation, and makes no representation or warranty, express or implied, for the contents of this presentation including its accuracy, fairness, completeness or verification or for any other statement made or purported to be made by any of them, or on behalf of them, and nothing in this presentation or at this presentation shall be relied upon as a promise or representation in this respect, whether as to the past or the future.

Past performance is not a guide for future performance. The Group undertakes no obligation to update or revise any information in this presentation as a result of new information, future events or otherwise. Any person/ party intending to provide finance/ invest in the shares/ businesses of the Group shall do so after seeking their own professional advice and after carrying out their own due diligence procedure to ensure that they are making an informed decision. Further, you will be solely responsible for forming your own view of the potential future performance of the business of the Company.

This presentation includes certain industry data and projections that have been obtained from industry publications and surveys. Industry publications and surveys and forecasts generally state that the information contained therein has been obtained from sources believed to be reliable, but there is no assurance that the information is accurate or complete. Neither the Company nor any of its advisors or representatives have independently verified any of the data from third-party sources or ascertained the underlying economic assumptions relied upon therein. All industry data and projections contained in this presentation are based on data obtained from the sources cited and involve significant elements of subjective judgment and analysis, which may or may not be correct. For the reasons mentioned above, you should not rely in any way on any of the projections contained in this presentation for any purpose.

This presentation is not a prospectus, a statement in lieu of a prospectus, an offering circular, an advertisement or an offer document under the Companies Act, 2013, as amended, the Securities and Exchange Board of India (Issue of Capital and Disclosure Requirements) Regulations, 2018, as amended, or any other applicable law in India. This presentation is not an offer to sell or a solicitation of any offer to buy the securities of the Company in the United States or in any other jurisdiction where such offer or sale would be unlawful. Securities may not be offered, sold, resold, pledged, delivered, distributed or transferred in to or within the United States absent registration under the United States Securities Act of 1933, as amended (the “Securities Act”), except pursuant to an exemption from, or in a transaction not subject to, the registration requirements of the Securities Act and in compliance with any applicable securities laws of any state or other jurisdiction of the United States. Any public offering of securities to be made in the United States will be made by means of a prospectus that may be obtained from the issuer and that will contain detailed information about the issuer and management, as well as financial statements. The Company’s securities have not been and will not be registered under the Securities Act and will not be offered to the public in the United States.

The distribution of these materials in certain jurisdictions may be restricted by law and persons into whose possession these materials come should inform themselves about and observe any such restrictions. By accessing this presentation, you accept this disclaimer and any claims arising out of or in connection with this presentation shall be governed by the laws of India and only the courts in the concerned state in India and no other courts shall have jurisdiction over the same.



## INDEX

- 1 Executive Summary**
- 2 Business Segments**
- 3 Financial Overview**
- 4 Expansion Playbook**
- 5 Management Team**

# INDEX

1

**Executive Summary**

*Outstanding Performance*


**Medical Devices and APIs**





1

## Executive Summary


### Business Segments:



**Medical Devices**  
*Point of Care*



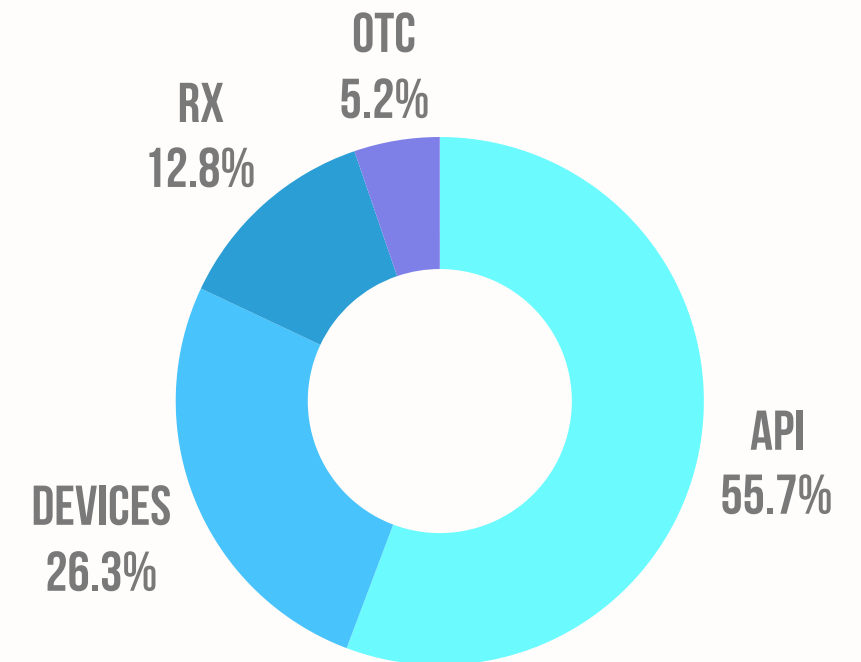
**APIs**  
*Bulk Drugs*



**Rx Formulation**  
MOREPEN

**OTC Products**  
Dr. Morepen®

Over  
**80%**  
Revenue comes from  
*Medical Devices & APIs*



REVENUE SPLIT FY24

1

## Executive Summary

### Company Positioning:



Market leader  
Glucometers\*



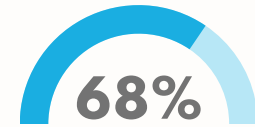
Leading BP Monitor  
manufacturer\*



Category Leaders  
in six APIs\*



Exporting to over 80  
countries



68% Export  
for API



Consistent Growth in  
top and bottom line




Celebrating  
40th year  
of the Journey



Debt Free  
Company\*\*

With Robust Financials with  
negligible interest burden



\*\*Excluding Car loans and LC/OD facility against Fixed Deposits of the company



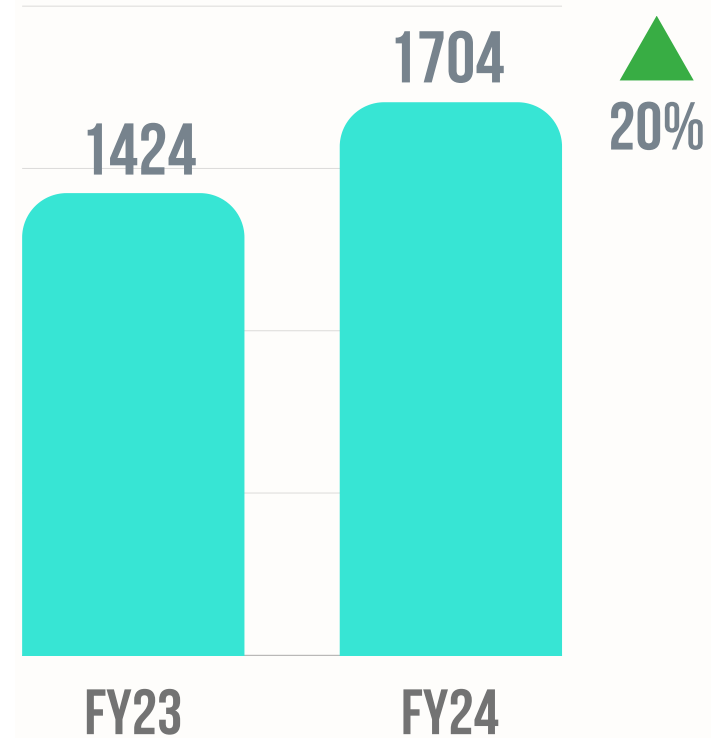
1

## Executive Summary

### Operational Performance:

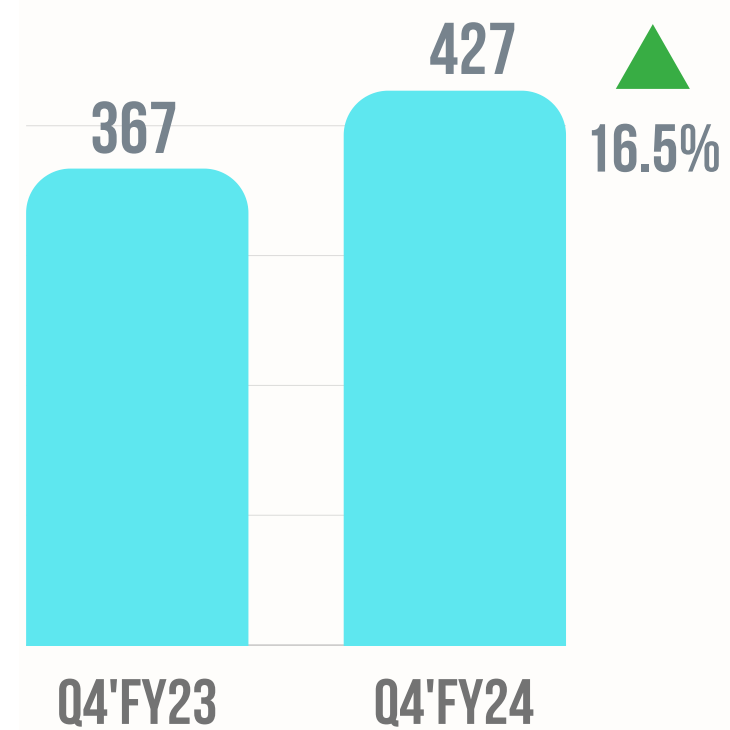
Rs. in Crores

#### Annual Revenue



Rs. in Crores

#### Quarterly Revenue



20%

Revenue growth with remarkable rise in Devices business

- Markets have stabilized after post-covid inventory build-ups and fresh buying is happening
- Rollback is much faster in the Devices segment which grew 35% this year
- API Business grew by 14% despite substantial price pressure at the end products
- Import prices have softened and we continue to improve our margins

Rs. in Crores



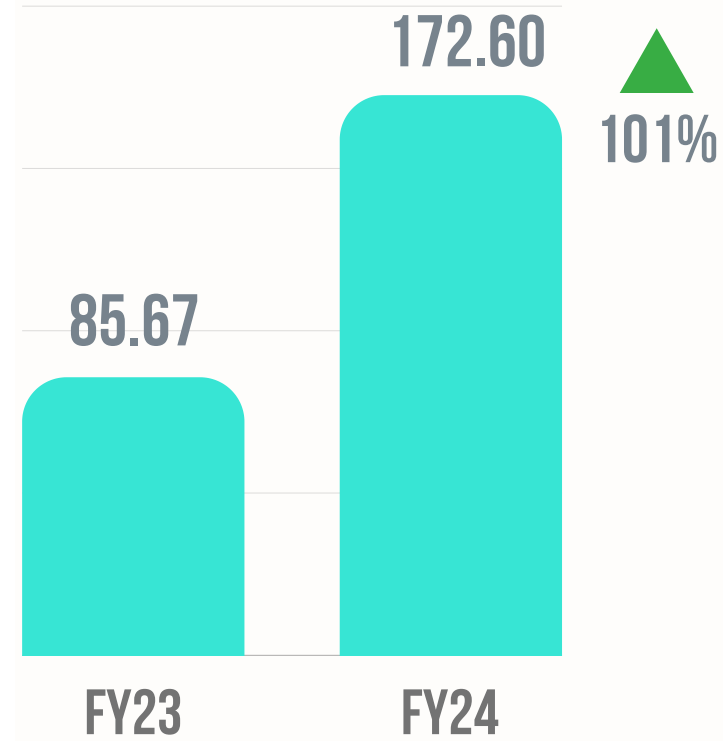
1

## Executive Summary

### Operational Performance:

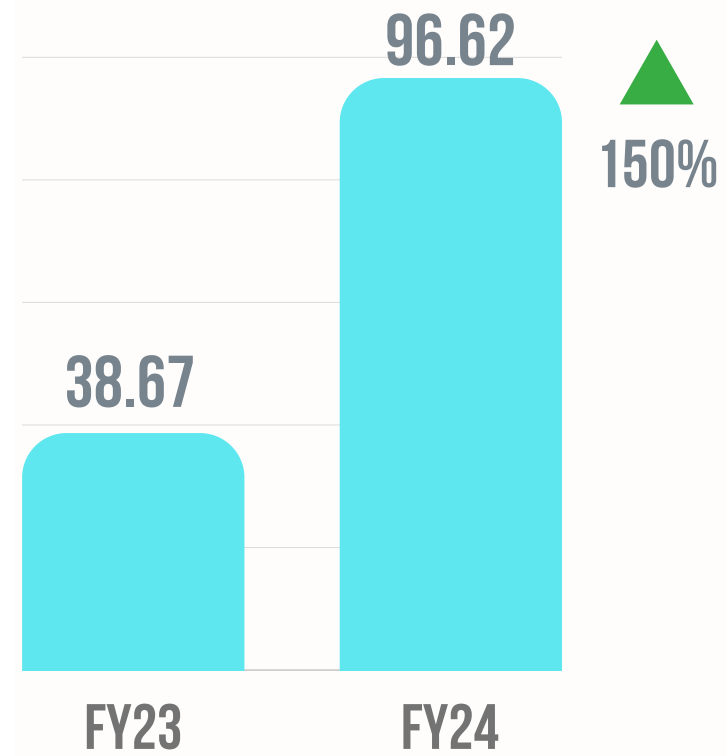
*Rs. in Crores*

#### Annual EBITDA



*Rs. in Crores*

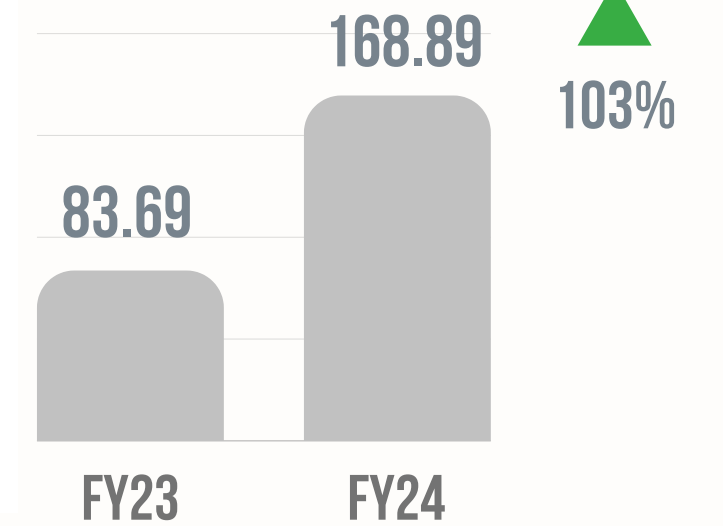
#### Annual PAT



101%

*Jump in the EDITDA with higher revenues and better gross margins*

#### Cash Generatrion -pre tax



*Rs. in Crores*

# INDEX

2

**Business Segments**



*Category Leader in*

**Medical Devices and APIs**

# 2

## Medical Devices



Over  
**95%**  
Business comes from Glucometers  
and BP Monitors

### Category Leader in Medical Devices :




**Blood Glucometers**




**BP Monitors**

Leading Brands

**19%** Market Share\*

**18%** Market Share\*

- Other Portfolio :
- Thermometers
  - Weighing Scales

- Pregnancy Kits
- Oximeters

- Ortho Support
- Stethoscope

- 100% in-house production, started in Baddi at 2015 including injection moulding.
- Glucometers manufactured from bare PCBs, with low dependence on import
- Facilities as per global standards, approved by ISO:13485
- Capacity Expansion is an going process



\*Industry Report (FY23)

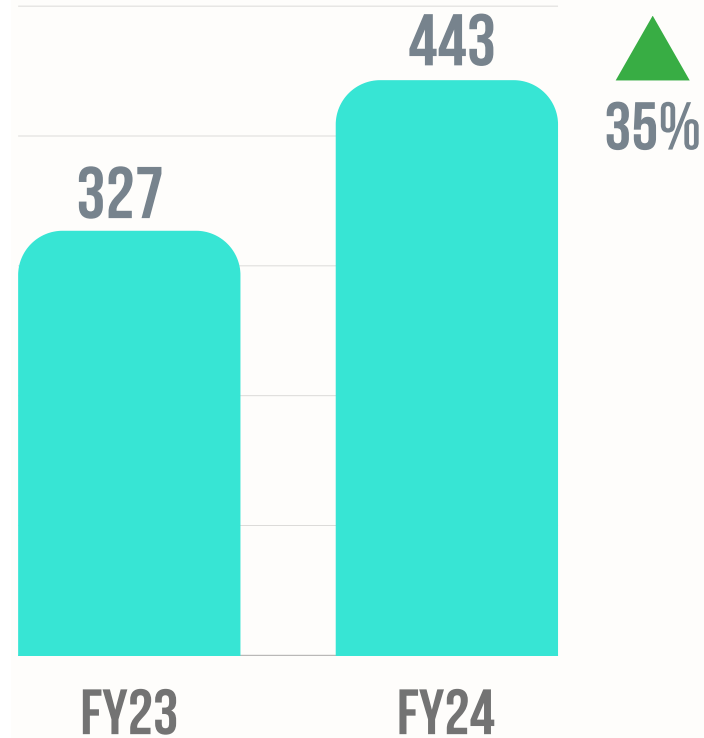
# 2

## Medical Devices

### Operational Performance:

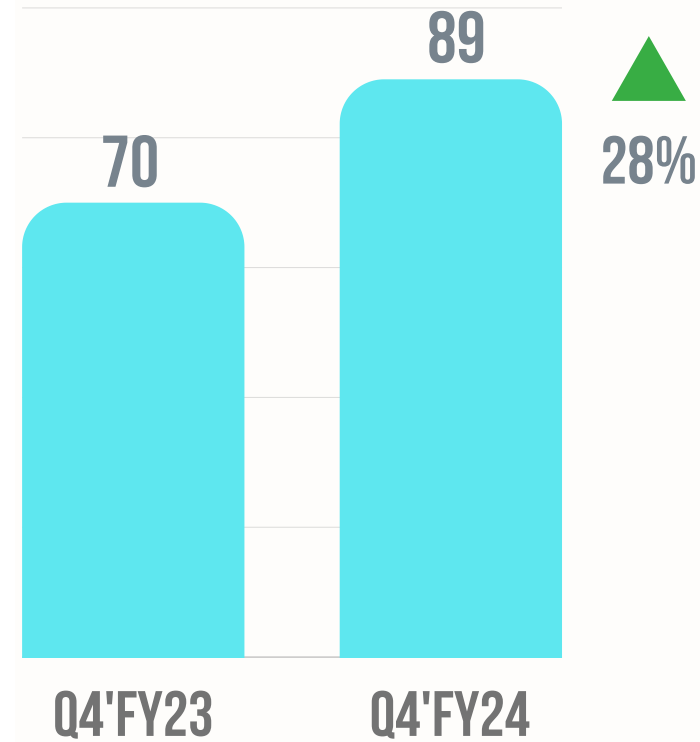
Rs. in Crores

#### Annual Revenue



Rs. in Crores

#### Quarterly Revenue



# 35%

Increase in revenue with excellent come back in Glucometers



- Annual revenue grew from Rs.327 cr last year to Rs. 443 cr, recording a leap of 35% in FY24.
- Quarterly revenue jumped 28% in Q4 on y-o-y basis.
- More pressure to produce more to keep pace with demand.
- More and more backward integration to control the costs and supply chain.

Rs. in Crores

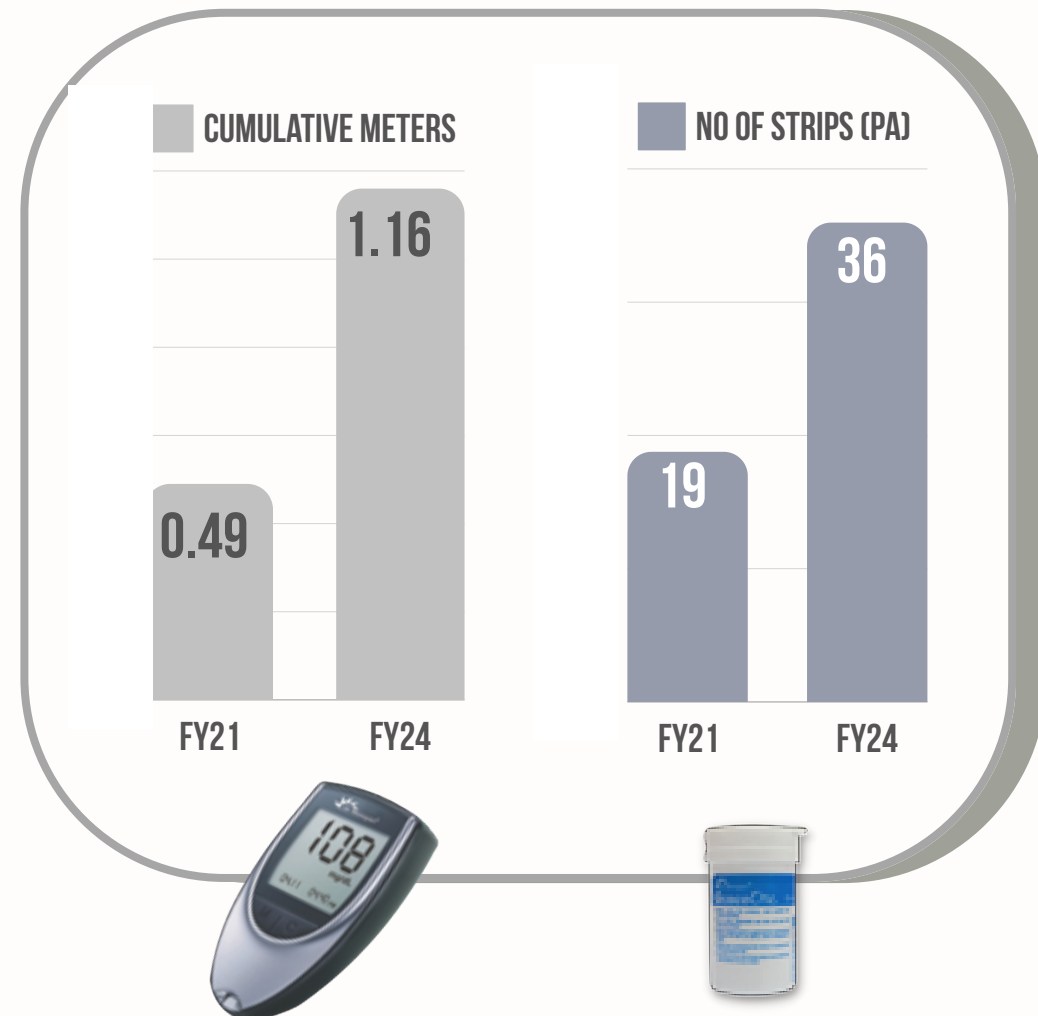
# 2

## Medical Devices

### Glucometers:

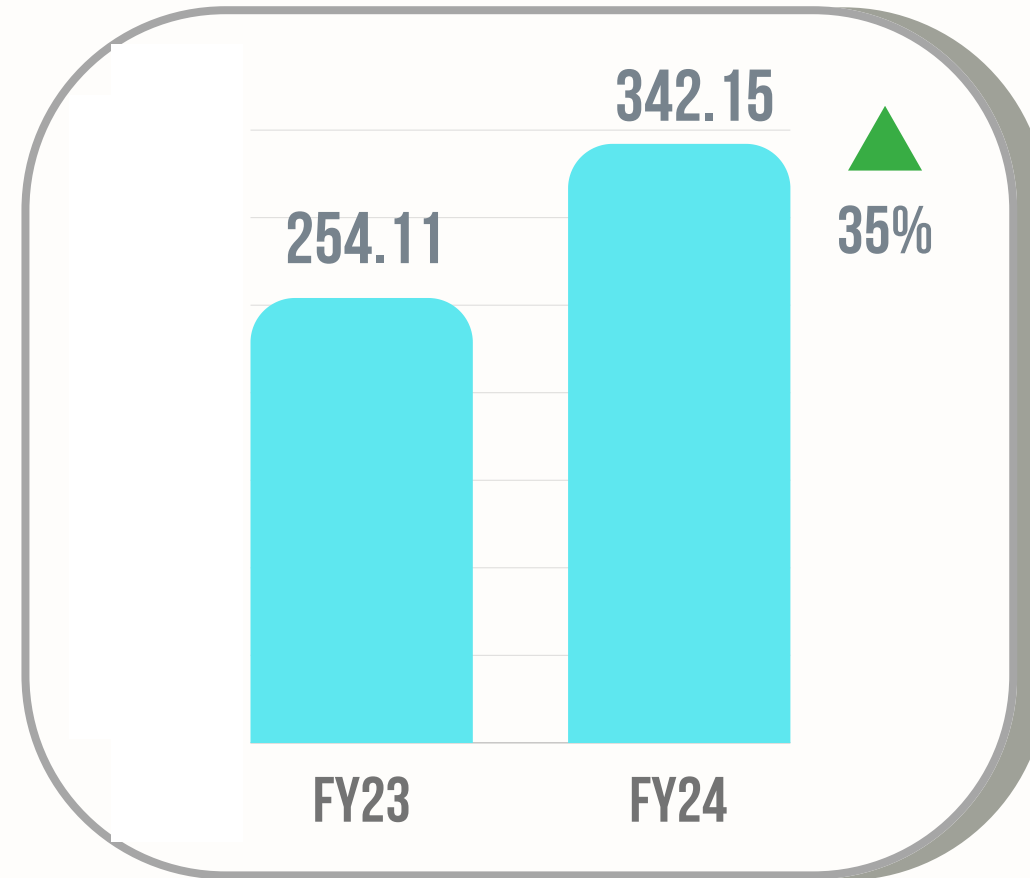
Numbers in Crores

#### No of Meters and Strips Sold



Rs. in Crores

#### Glucometer & Strip Sales (Total)



# 11.6mn

Customer base with repeat purchase of strips every year

- Number of meters installed has gone double in last three years and so is the number of strips sold every year.
- We keep investing in the market to expand the customer base and assure lifetime supply of strips, sold over 1.50 bn strips so far.
- Lifetime free repair and replacement of meters. Service centres across India
- Entered International markets like Thailand and Middle East.

\*Cumulative \*\*Annual

# 2

## Medical Devices

### Blood Pressure Monitors:

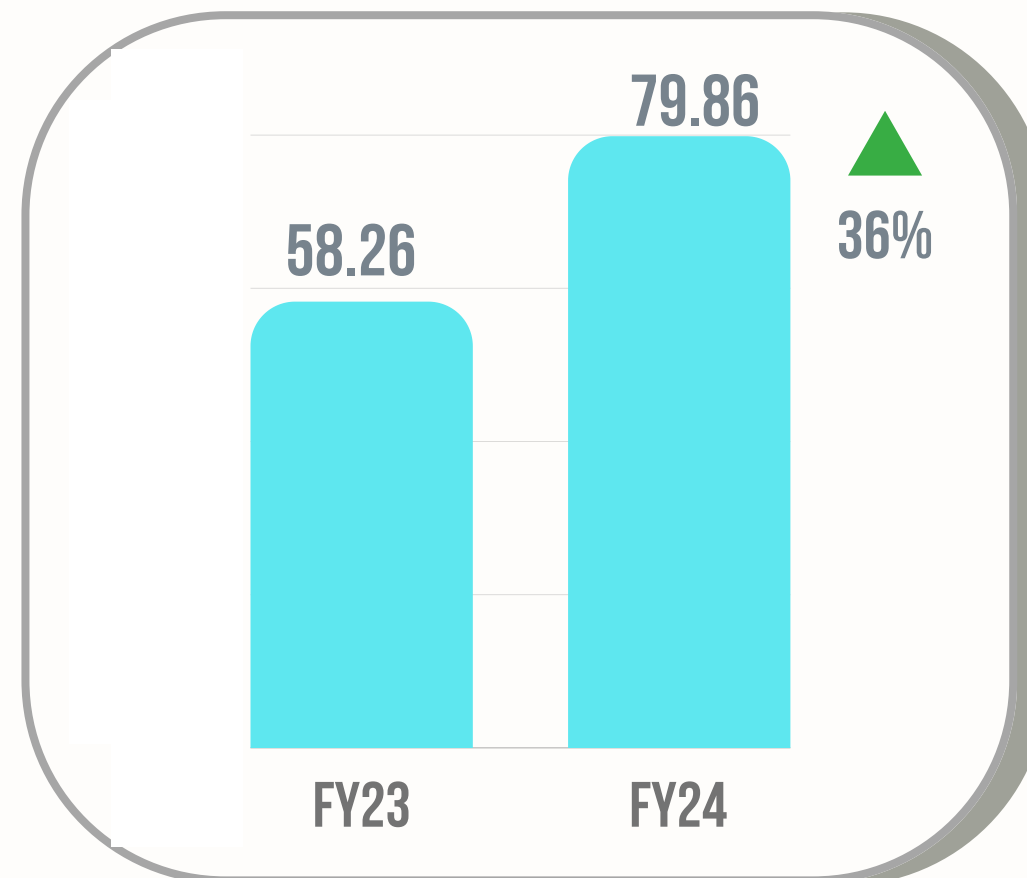
Numbers in lakhs

No. of BP Monitors Sold



Rs. in Crores

Sales Revenue



Over

# 1 million

BP Monitors sold this year with increasing awareness

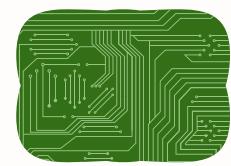
- Strong come back from post-covid drop with a substantial growth of 29% in the number of meters sold and 36% in the Revenue
- 100% manufacturing in India with full backward integration.
- Dedicated SMT lines ordered to have regular supplies at good cost.
- Expanding all India market reach, particularly in South

\*Cumulative \*\*Annual


# 2

## Medical Devices

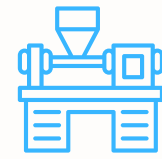
### Manufacturing Cycle:




Bare PCB




PCB Mounting SMT



Injection Moulding




Assembly lines



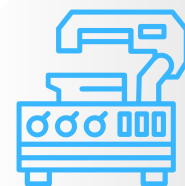
In process testing



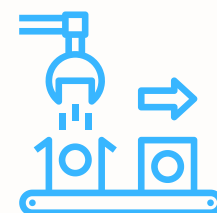
Final Quality Tests



Bulk Sheets ◆



Sheet Cutting



Strip Packing




Ready to Ship



Meter Packing

# STRIP

*Manufacturing to begin in India in this fiscal at full swing*



• *A typical SMT Machine used for Mounting*



*To start manufacturing in-house in FY25*

# 2

## Medical Devices

### Growth Drivers:



**Capacity Expansion**



**Increased Reach in South India**



**Direct exports and private label**



**Bigger Sales Team**



**More Retail coverage**



**Higher productivity per person**

# 100mn

*Estimated diabetic patients in India, only ~50% market is accessible now*

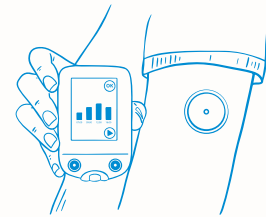
- *Capacity expansion to feed the growing demand of BP and Gluco meters*
- *Increased market reach particularly in south region.*
- *Expanding sales team with better retail coverage*
- *Focus on export to US and other markets*



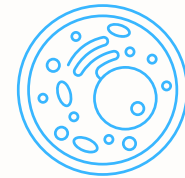
# 2

## Medical Devices

### New Initiatives:



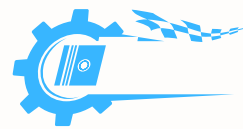
**Continuous Glucose Monitoring (CGM)**



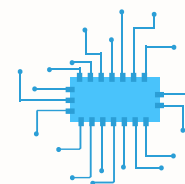
**Cell Culture Monoclonal Antibodies**



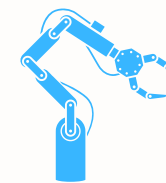
**Immuno Diagnostics**



**Mechanical Design**



**Electronics Design**



**Industrial Design**

## R&D

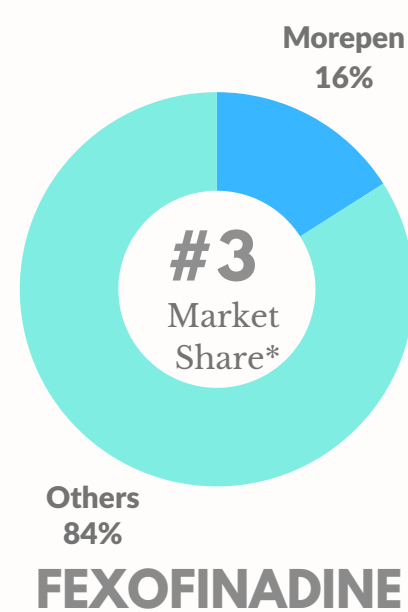
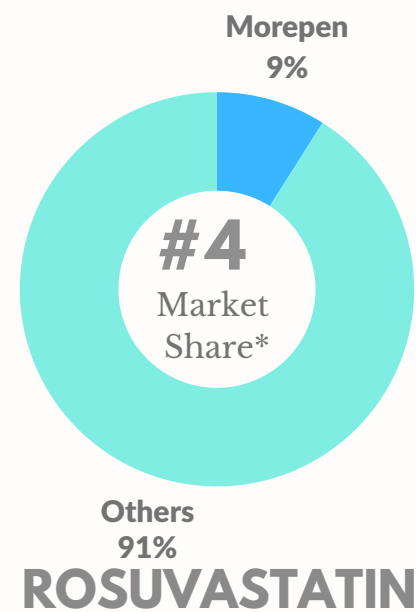
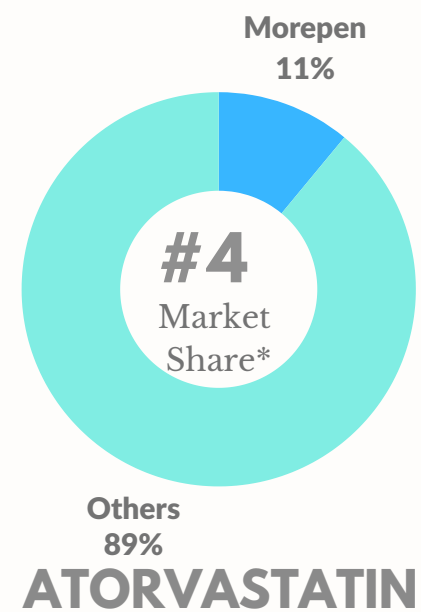
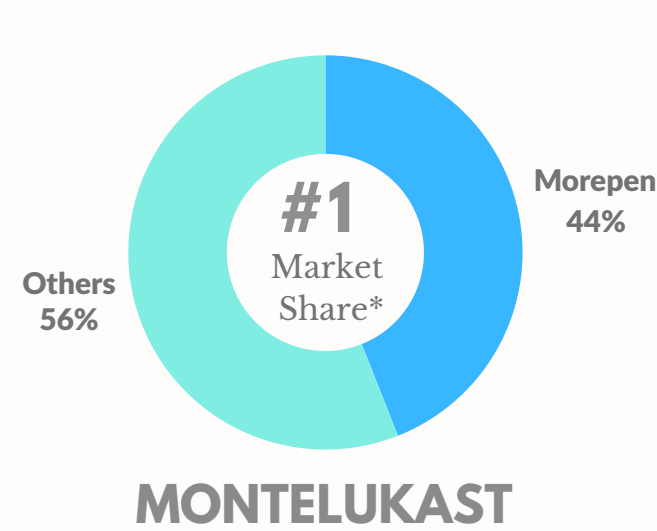
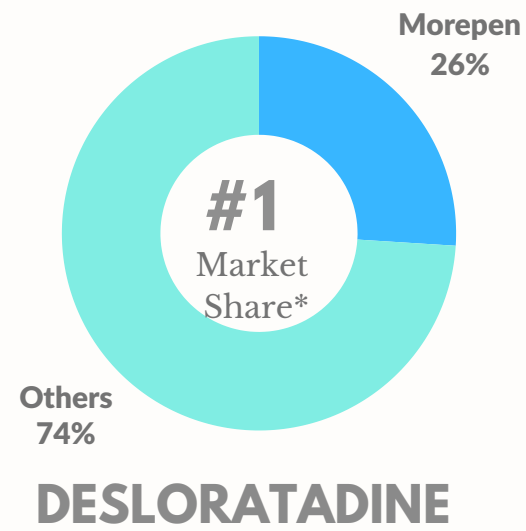
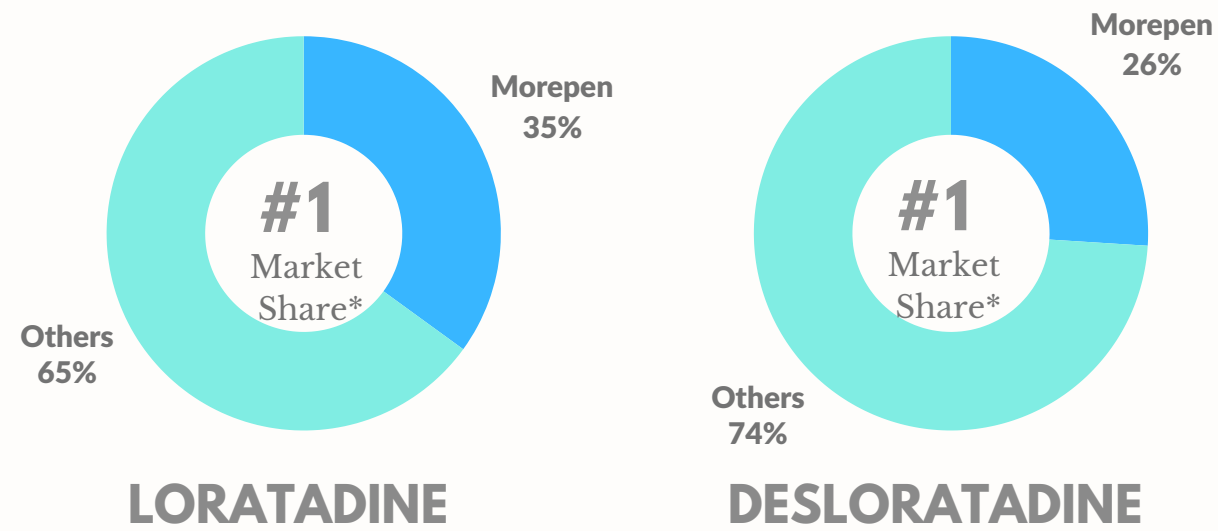
*Three R&D Labs at Delhi, Bangalore and Baddi (HP)*

- *Long term focus on developing Continuous Glucose Monitoring (CGM)*
- *Rapid tests for infectious diseases like Malaria and Dengue*
- *Pregnancy and ovulation related products*
- *Product design and aesthetics with in house 3D printers*

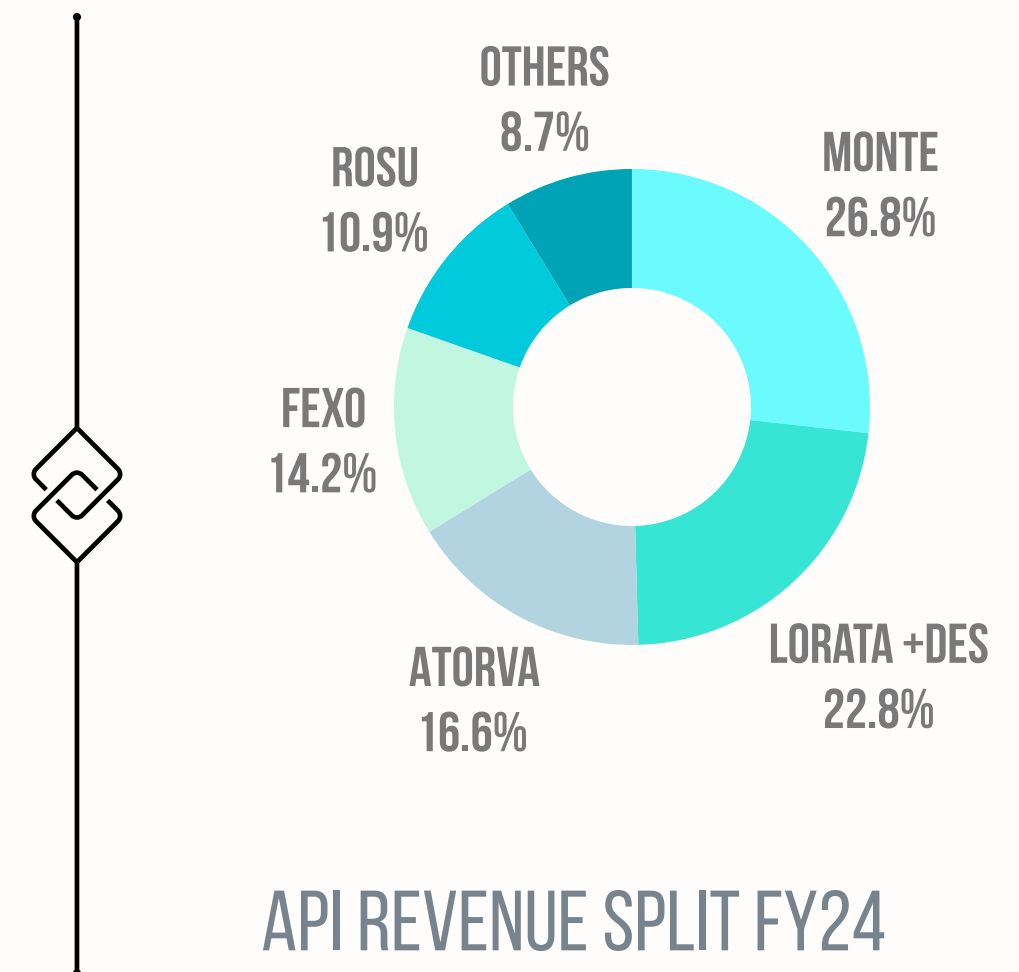
# 2

## API Business

### Category Leaders in Six Drugs:



Over **90%** of API revenue comes from top six high value lead products



Other Lifestyle Product Categories : • Anti-Allergy • Anti-Diabetes • Cardiac • Anti-depressants

\*Source: Industry Report



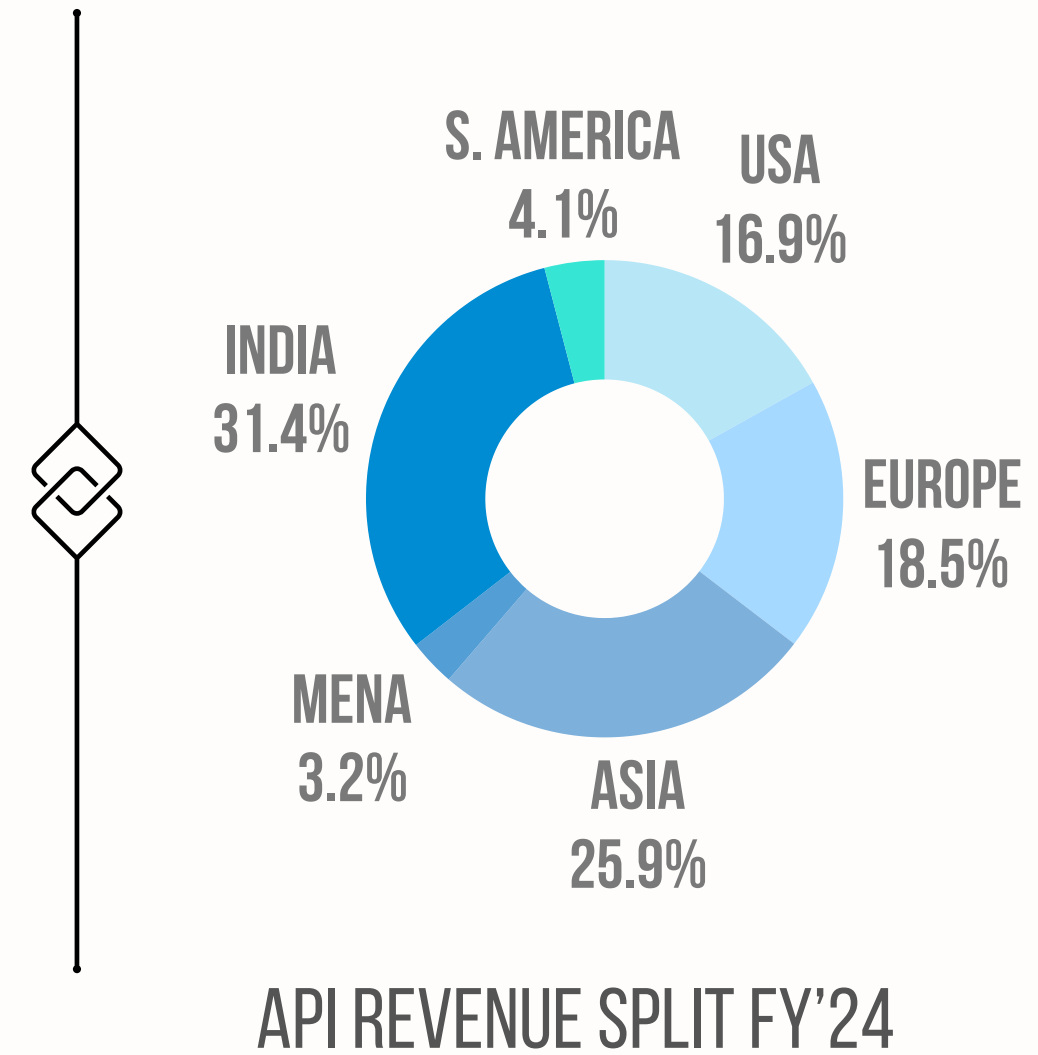
# 2

## API Business

Exporting to over 80 Countries:



Over **60%**  
*Repeat customers with more than 10 years of long relationship*



# 2

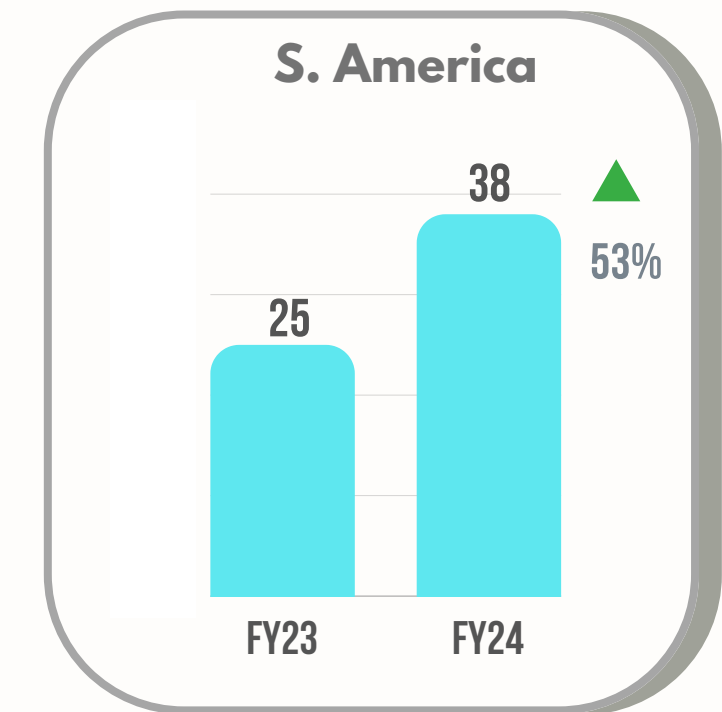
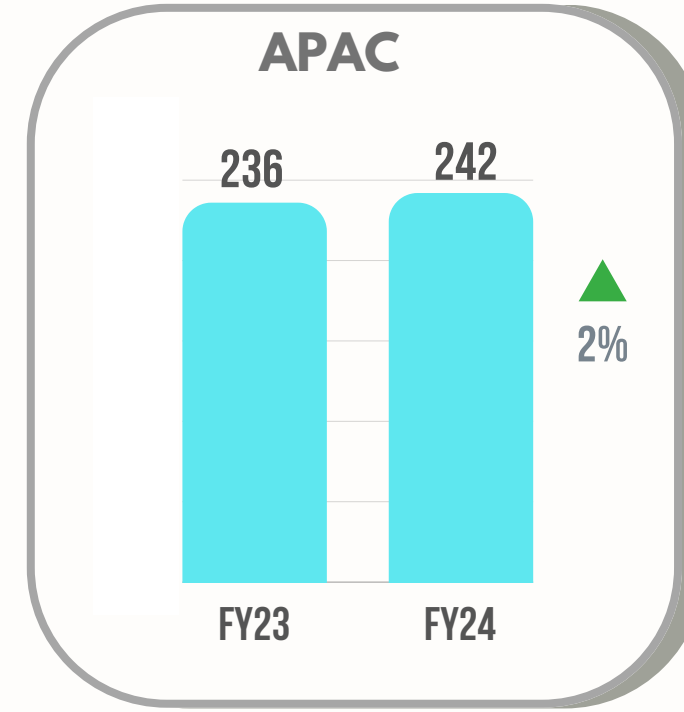
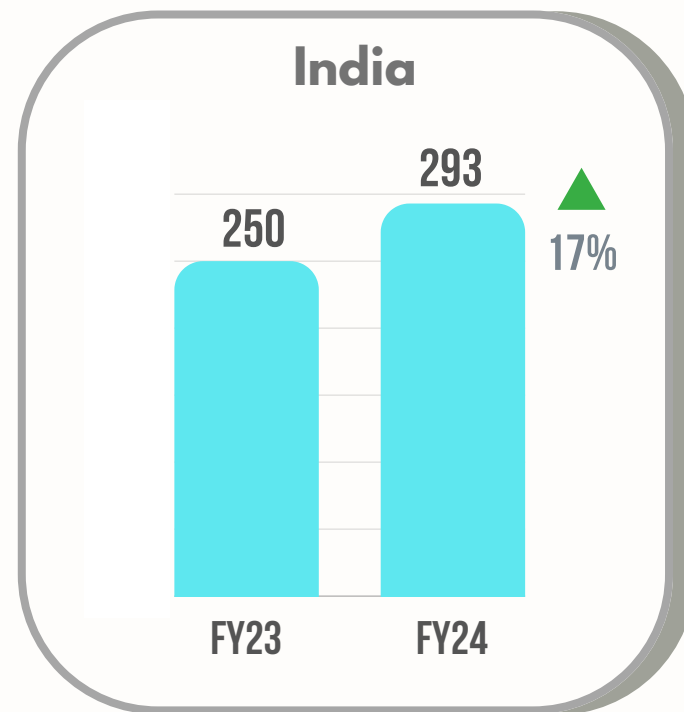
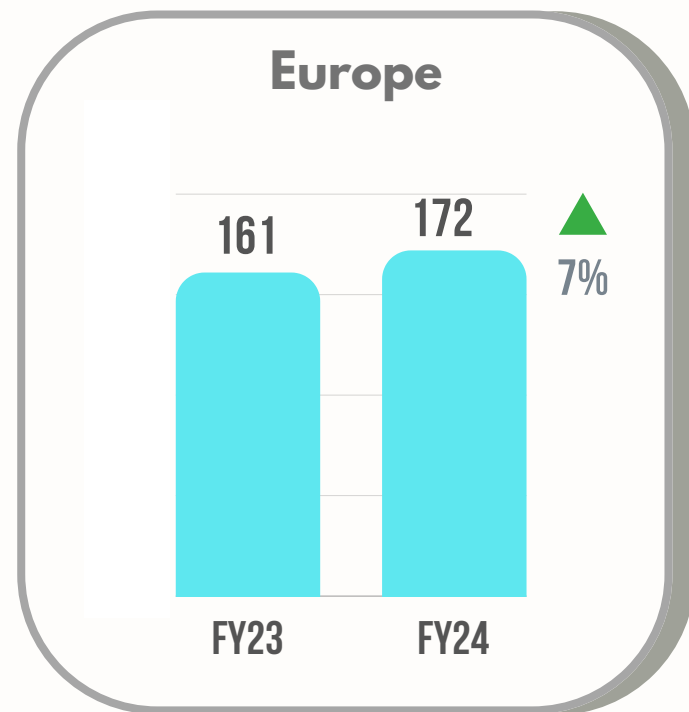
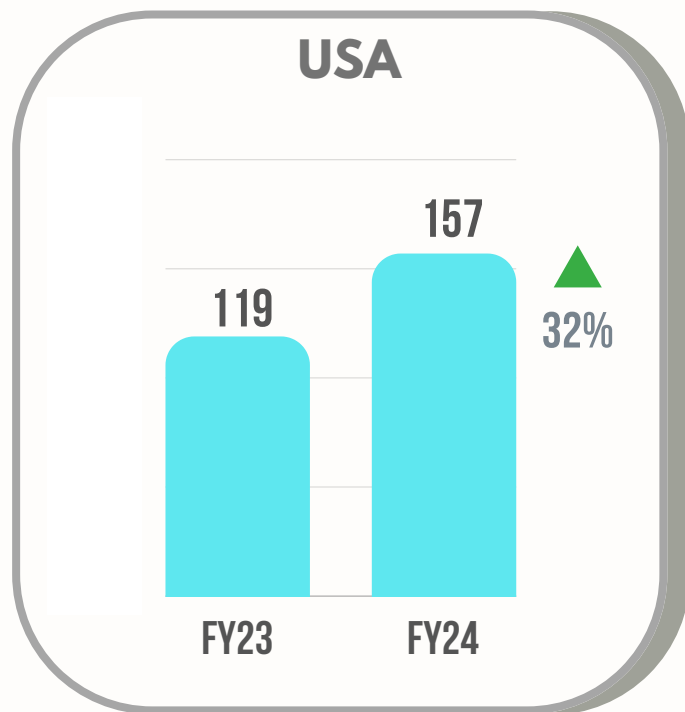
## API Business

# 32%

*Jump in Exports to US market  
which is highly regulated*

### Region Wise Growth:

*Rs. in Crores*



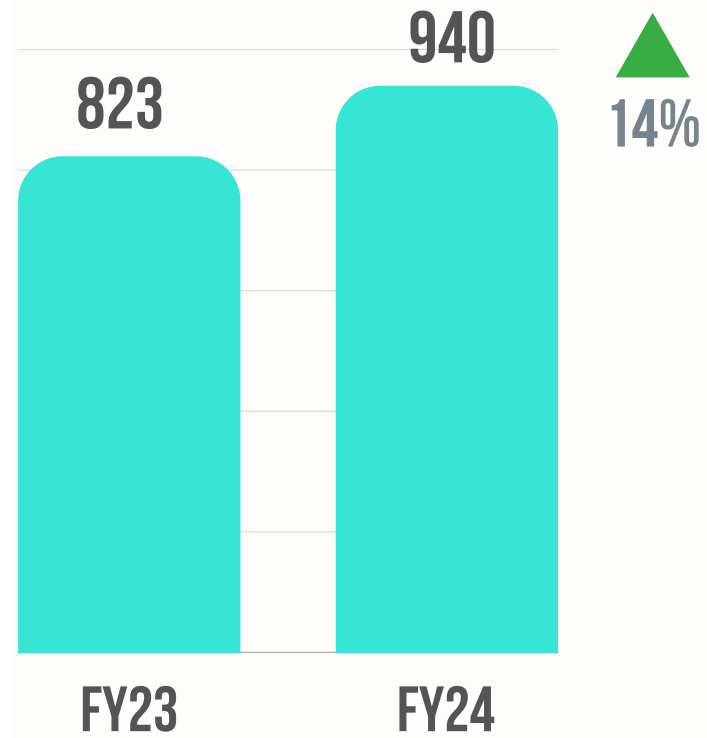
# 2

## API Business

### Operational Performance:

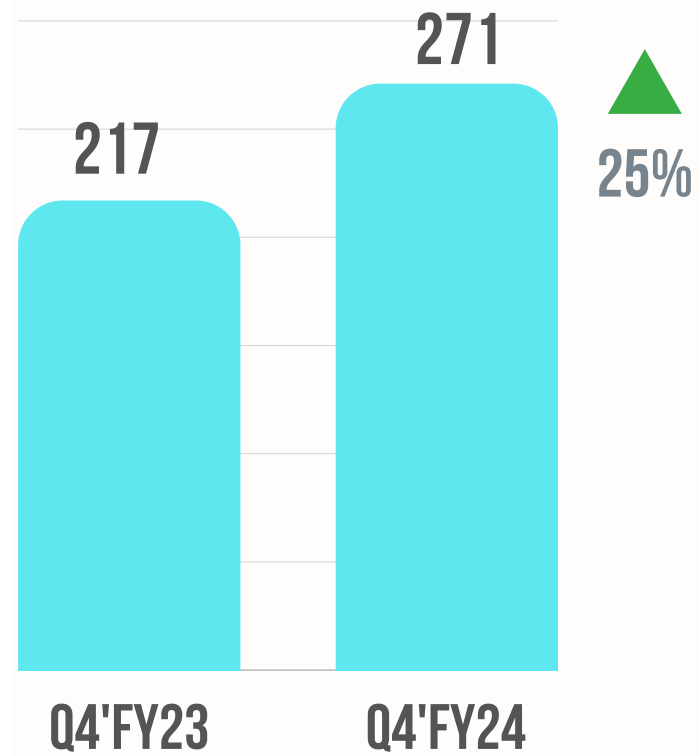
Rs. in Crores

#### Annual Revenue

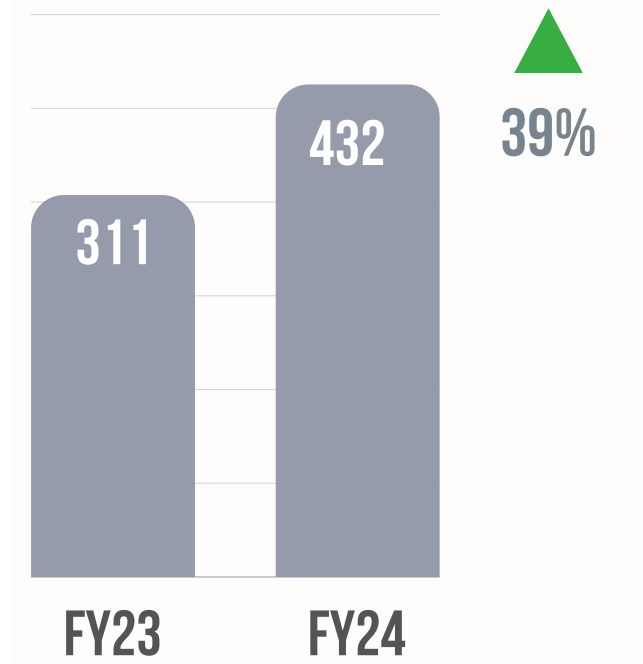


Rs. in Crores


#### Quarterly Revenue



Qty in MT



Over  
**300%**  
Increase in revenue of  
Fexofinadine with recent USFDA



API QUANTITY SOLD (MT)

# 2


## API Business

### Intellectual Property:



**155 Patents Filed**

*55 Patents Granted*



**249 DMFs<sup>^</sup> Filed**

*Worldwide*



**26 US DMFs**

*CEPs in Europe*



**Chemistry Skills**

*New Polymorphs*



**Team of 339 people\***

*With well equipped Labs*



**43 new Molecules**

*Robust product pipeline*

# NIL

*'483' observation\* for last three  
USFDA inspections in 2 Plants*

- *Long track record of Product Quality and customer relationships.*
- *Strong team of 339 research scientists, analysts and QC/QA/RA\*\* associates*
- *Strict compliance as per Global standards.*
- *No material product recall or rejection from regulated markets. No import alert or warning from the regulators*



*<sup>^</sup>Drug Master Files*

*\*USFDA Observations given post inspections at the plant*

*\*\*R&D, Quality Control, Quality Assurance, Regulatory Affairs*



# 2 Formulation & OTC

## Brand Play and Distribution :



**Formulations**

**Leading Brands**

*Saltum, Rhymix, Cefopen, Klarim, Intebact, Kompact, Acifix*



**OTC Products**

*Burnol, Lemolate, Omega-3 Pain-X, Fever-X, Head-X*

Over 75 year of legacy of

# Burnol

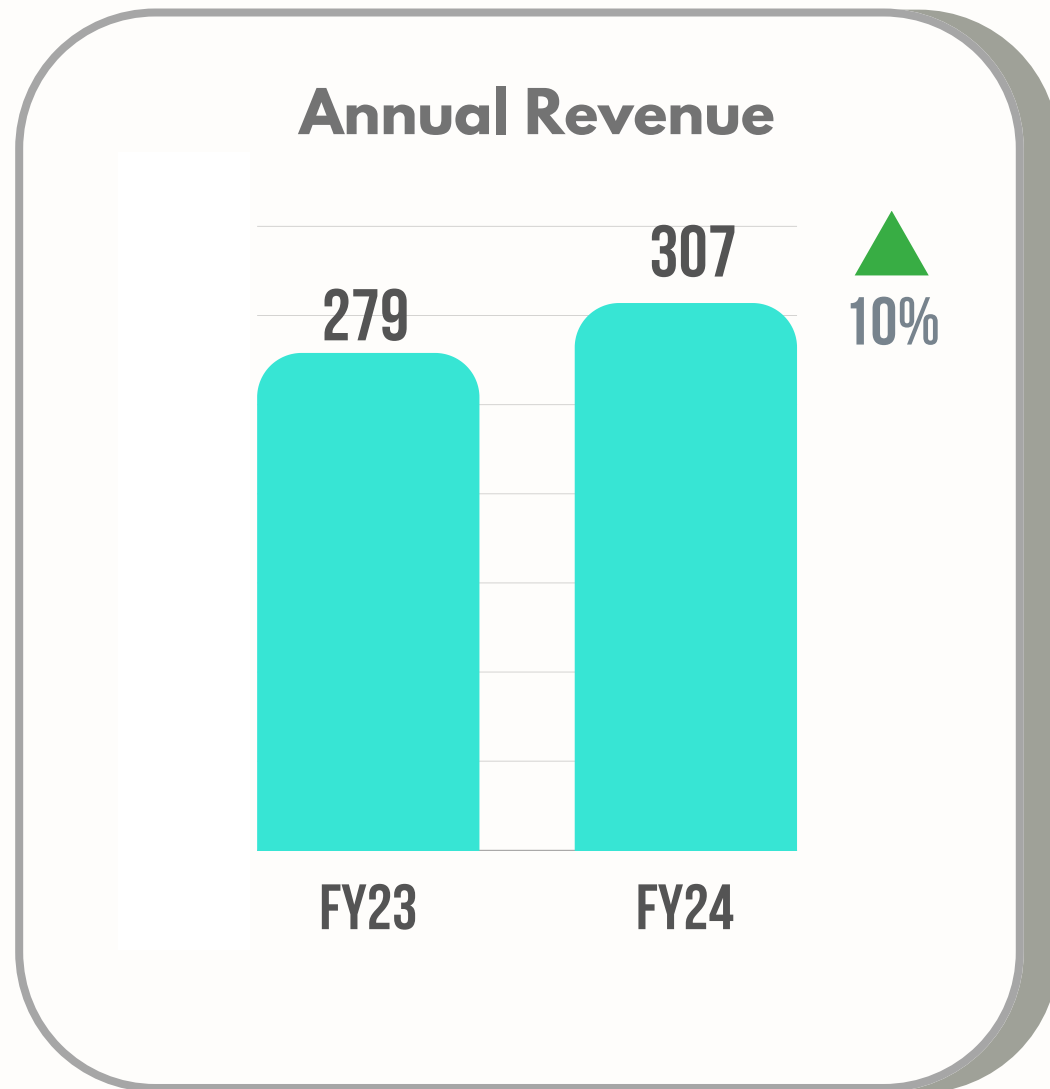
*A synonyms for Burns  
"Jalega to Burnol hi Chalega"*

- *All India distribution for OTC and twelve states for Formulation*
- *Separate dedicated teams reaching out to over ~35000 doctors.*
- *Dr. Morepen OTC products like Burnol are sold through trade and online channels*
- *Dr. Morepen has become a household name and has huge potetial to grow in the healthcare segment*

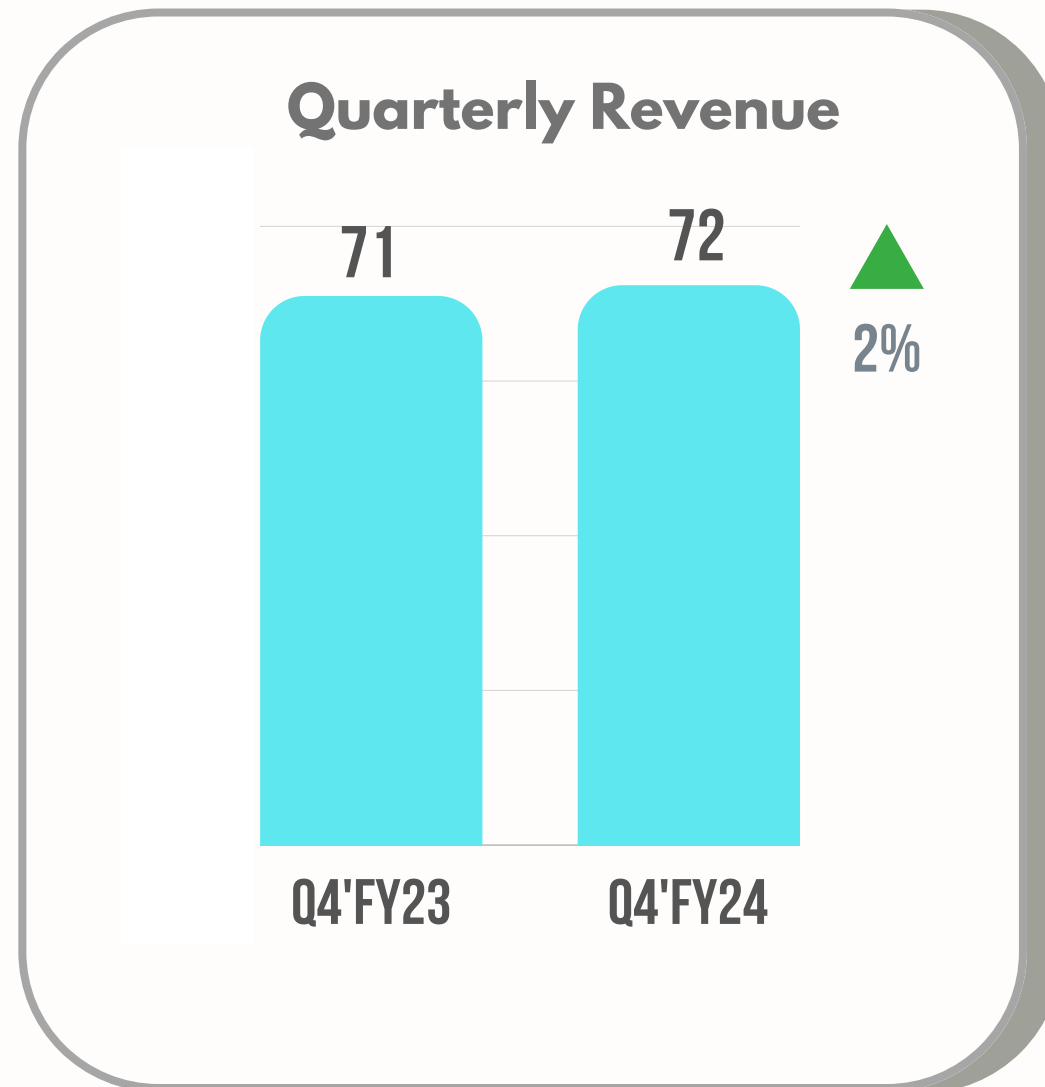
# 2 Formulation & OTC

## Operational Performance:

Rs. in Crores

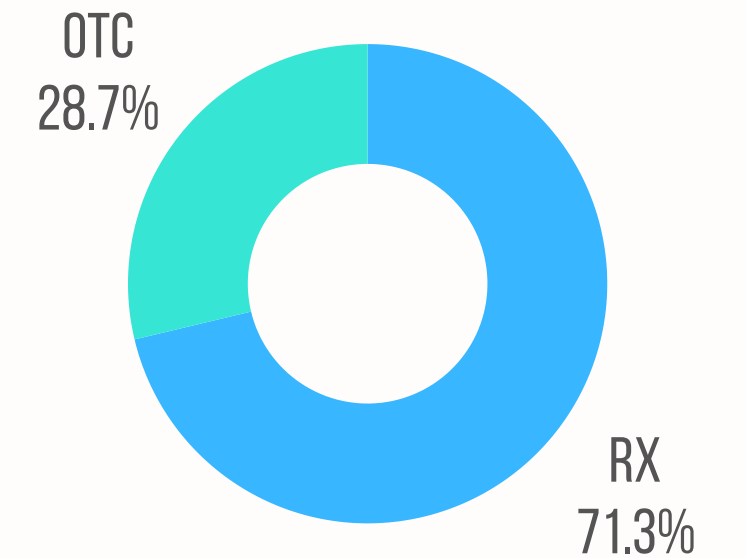
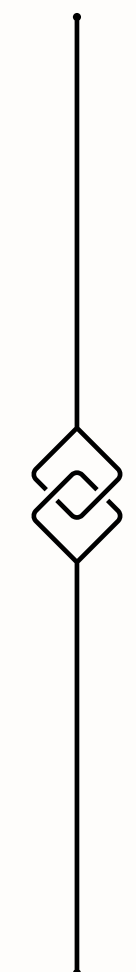


Rs. in Crores



# Focus

Is on increasing the reach by adding new teams at uncovered HQs



RX/OTC SPLIT FY24



# 2

## Distribution

# 5100+

*Distributors and 3.28 lakhs retail touch points across product portfolio*

- *5,100+ distributors and 3.28 lakhs retail touch points in 28 states and 1 UT across product portfolio\**
- *Separate dedicated teams for Med. Devices, Rx and OTC businesses*
- *Total all sales team of 580 people\* (including managers) all India*
- *All India distribution of Generics through one super distributor*
- *Five company owned Service Centres in each zone, in addition to sales team.*



# 580

*Total Sales force across the portfolio*

*Note: Map not to scale*



**INTEGRATED PHARMA COMPLEX  
AT BADDI (HP) INDIA**



# 2 Manufacturing Plants

## Facilities at par with International Standards:



📍 **Baddi (1998)**

Location :

*APIs, Med. Devices  
Formulations*

Product Lines:



Approvals:



📍 **Masulkhana (1984)**

*APIs Products*



📍 **Parwanoo (1996)**

*Formulations*



📍 **Parwanoo (2007)**

*Formulations*



# INDEX

3

**Financial Overview**



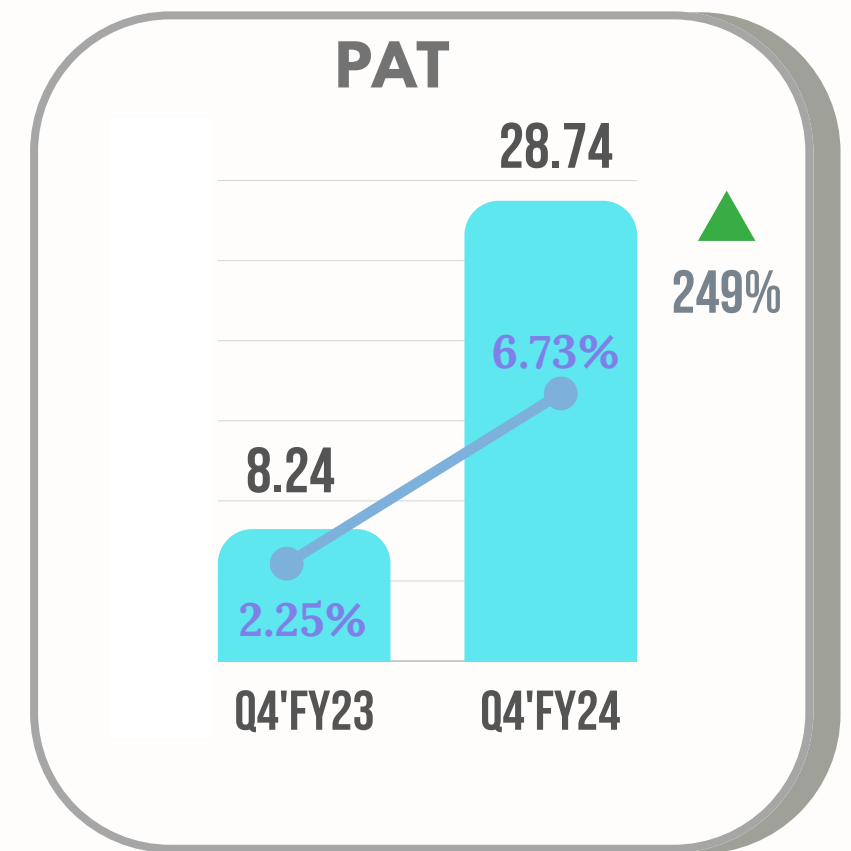
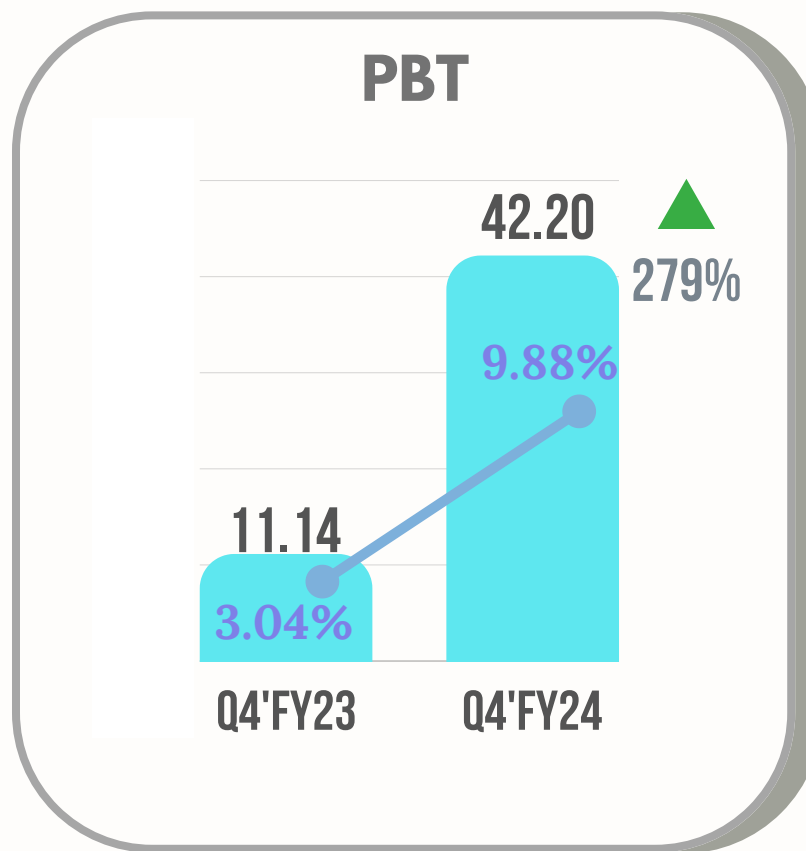
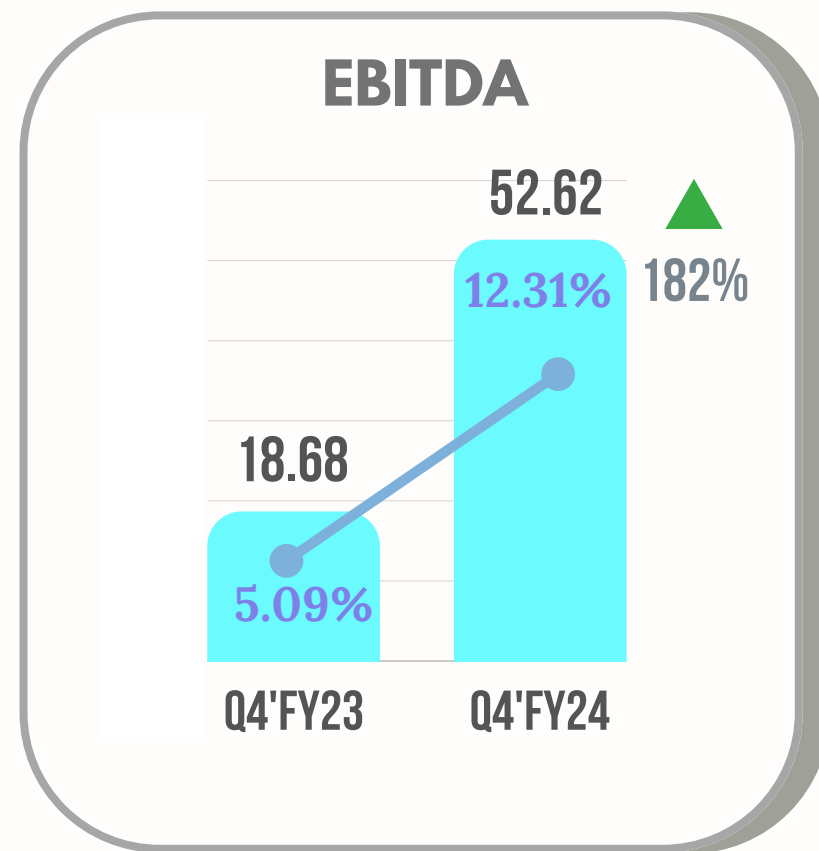
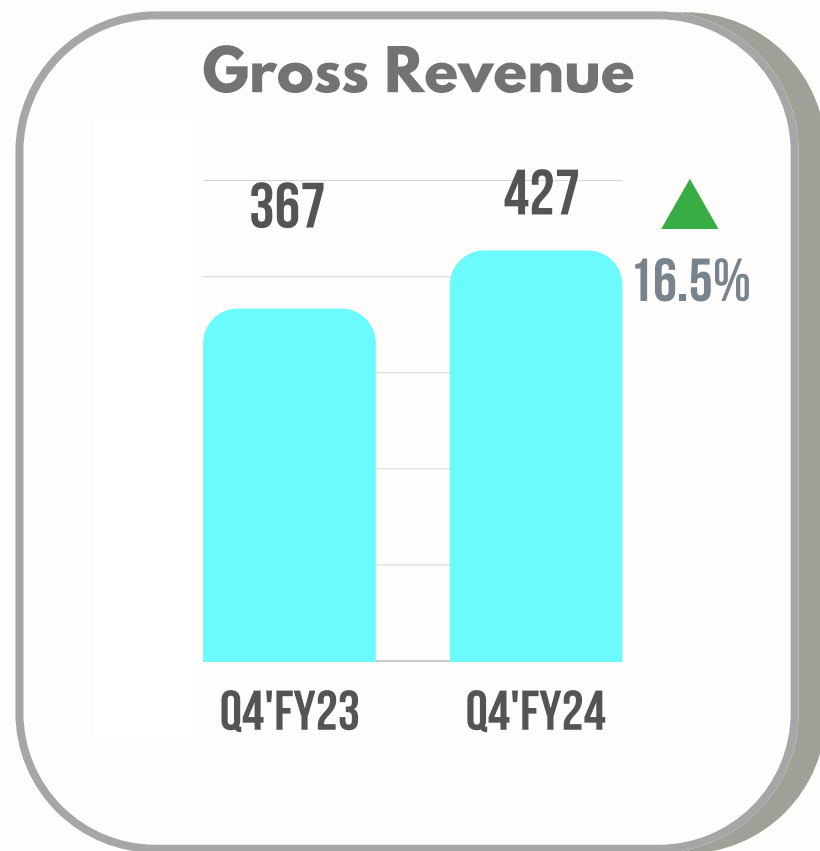
**Improved**  
**Revenue and EBITDA Margins**

# 3 Financial Overview

## Quarterly Performance:

**249%**  
*Increase in the Profit after Tax on the back of 182% increase in EBITDA*

*Rs. in Crores*

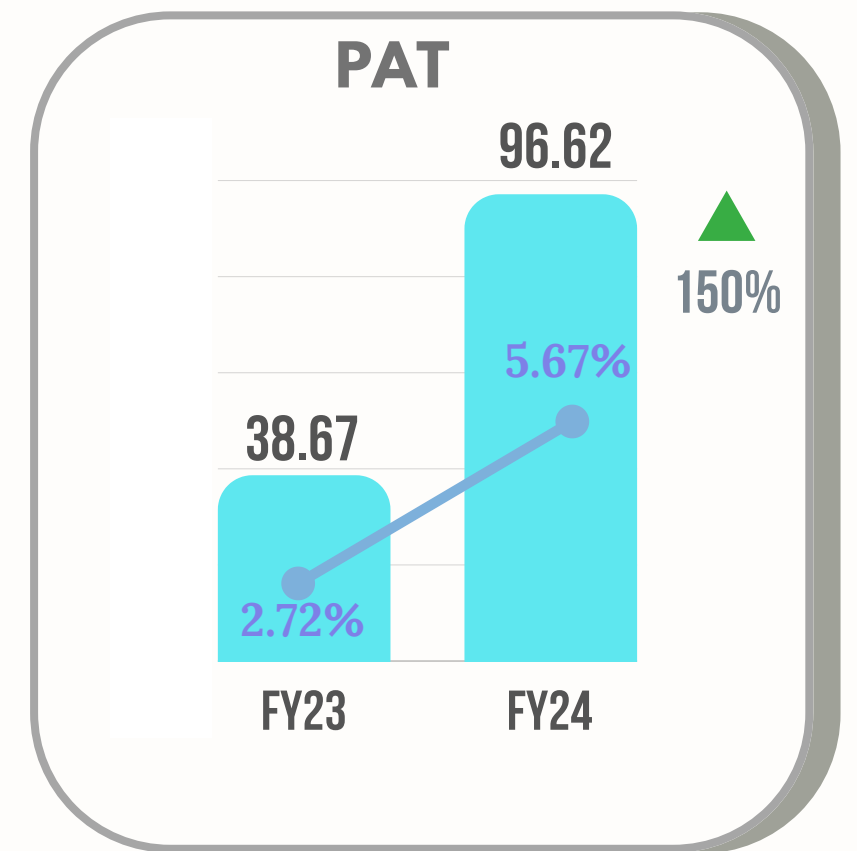
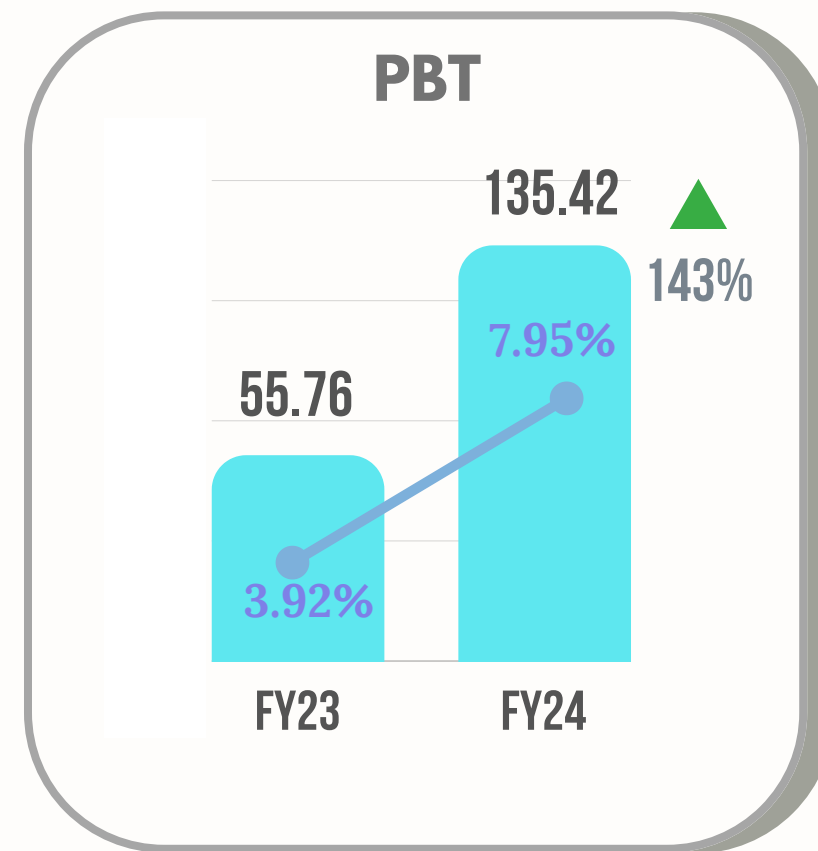
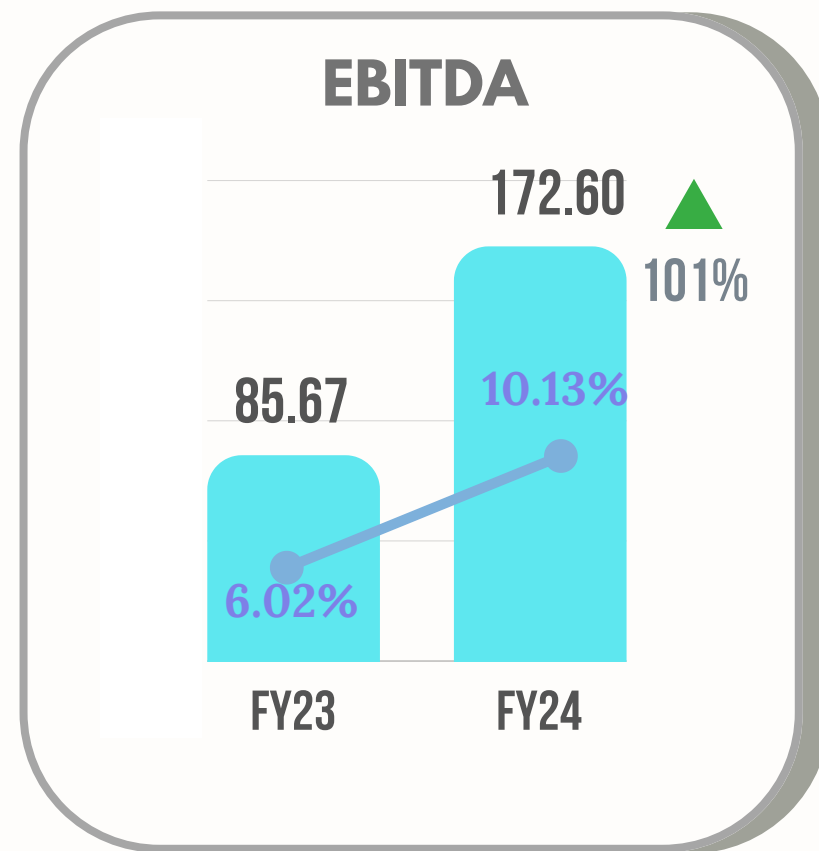
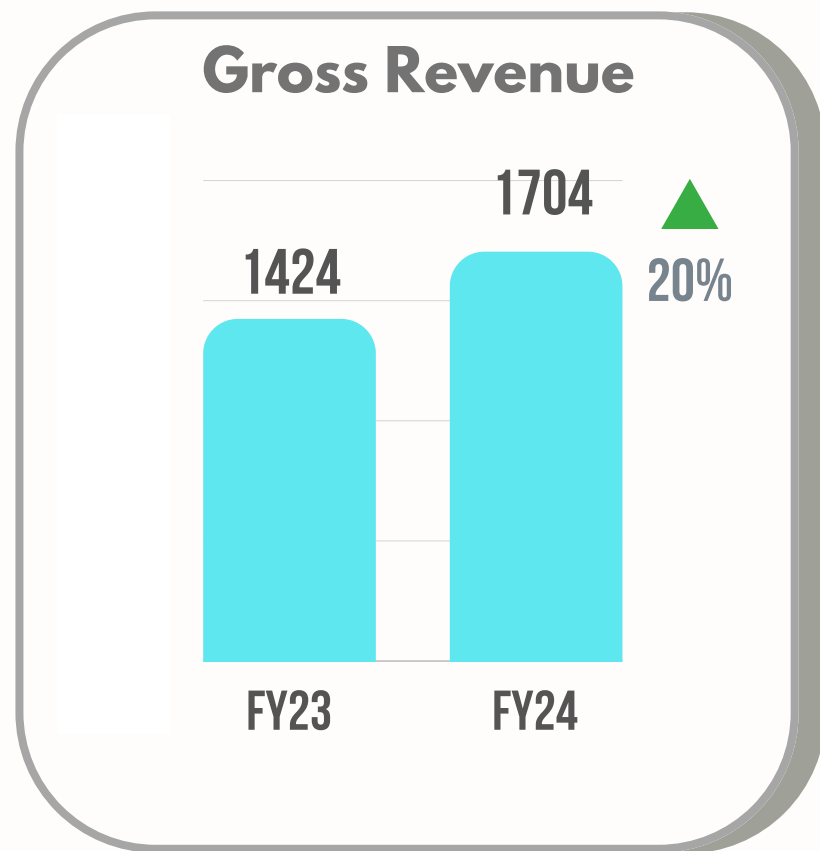


# 3 Financial Overview

## Annual Performance:

**Double**  
*101% increase in the EBITDA on the back of higher revenue and margins*



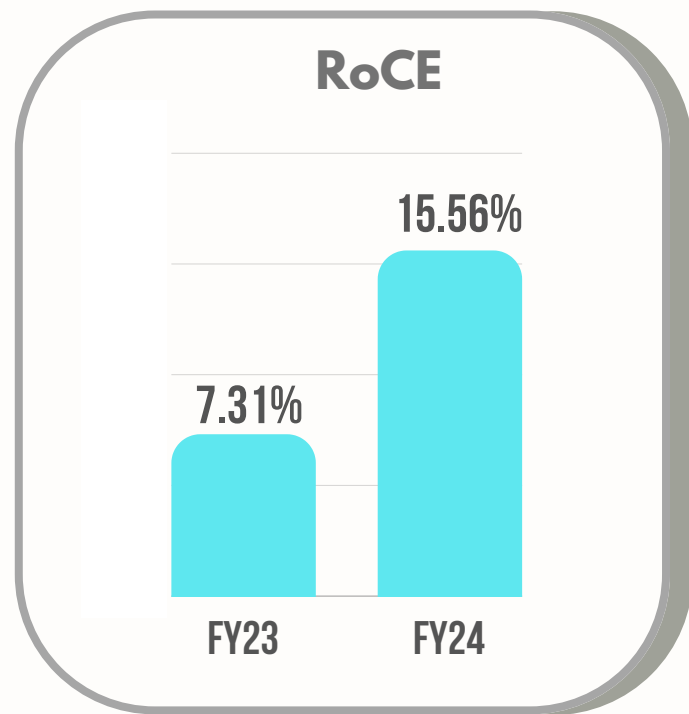
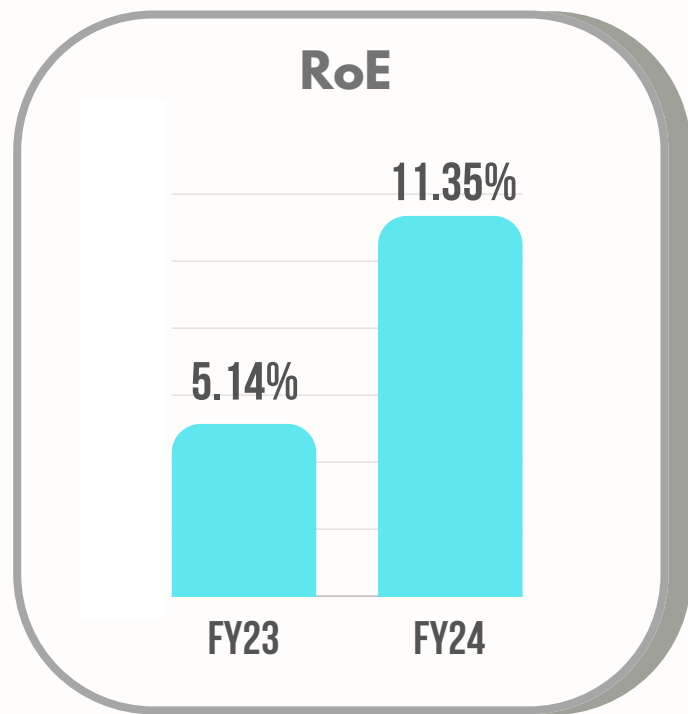
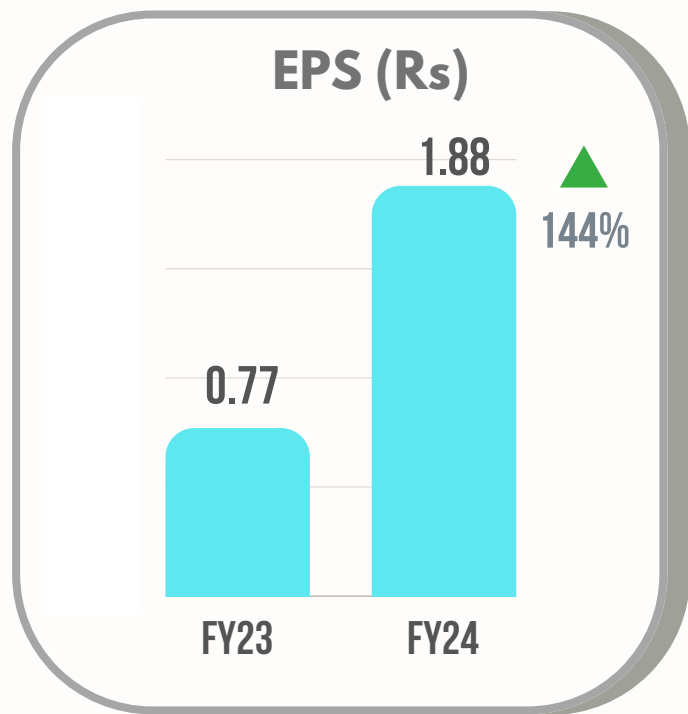
*Rs. in Crores*



# 3 Financial Overview

## Financial Ratios:

**144%**  
*Increase in the Earning per share (EPS) on the expanded equity base*



# INDEX

**4** Expansion Playbook

**2X**  
Growth Plan



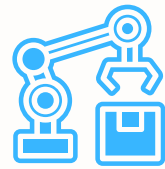


# 4 Expansion Playbook


## 2X Growth Plan

### Expand Reach *with new products, market, customers with focus on sales force*

**Growth Engine:** *15-20% growth year on year with new products and markets*



**Medical Devices**  
*Capacity expansion backward integration*



**API Business**  
*Capacity expansion and automation*



**Working Capital**  
*Augmenting working capital for growing businesses*



**Research & Devp.**  
*Expansion and new hi-tech equipments*

- *Expand capacities, size and scale for optimum cost structure*
- *Expand sales team with top talent and increase market reach and customer relationships*
- *Expand product basket with innovative cost effective offerings*
- *Focus on Category Leadership for Devices*



## INDEX

5

**Managment Team**





**VARUN SURI**  
CEO- CONSUMER CARE



**ANUBHAV SURI**  
CEO-MEDICAL DEVICES



**AMITA SHARMA**  
COO- API



**AJAY SHARMA**  
CFO



**SENIOR MANAGEMENT**



**FINANCE TEAM**



VIPUL SRIVASTAVA  
COMPANY SECRETARY



VIKAS SHARMA  
HEAD TALENT ACQUISITION



MANJU NATH  
CHIEF OF R&D (DEVICES)



PYUSH TANDON  
VP- SALES & MKTG (API)



VIVAN PRASHAR  
VP- PROJECT & ENGG.



ASHUTOSH SHARMA  
VP- SALES & MKTG (RX)



SUMIT BHATNAGAR  
VP-FINANCE & ACC



NISHANT DOSHI  
VP- CORP FINANCE & IR



NARESH SHARMA  
VP- OPERATIONS (API)



MK SHARMA  
QC/QA



GEETA SACHDEVA  
HR ADVISOR



REKHA BANSAL  
GM -FINANCE (DEVICES/DML)



DEEPAK TALWAR  
GM FINANCE-RX



CHARANJIT CHITKARA  
GM-QC



JPS BOONGA  
HEAD OF IT

A black and white photograph of a young girl with curly hair and a woman smiling together. The girl is on the left, looking towards the camera with a wide smile. The woman is on the right, looking towards the girl with a joyful expression. The background is bright and slightly blurred.

**Looking for a  
Fruitful  
Partnership**

**Thank you**

[www.morepen.com](http://www.morepen.com)